



## Appendix Test Setup Photo

### Photo of radiated spurious emission


9 kHz – 30 MHz



30 MHz - 1000 MHz



Above 1000 MHz



**Photo of AC power line conducted emission**

**AC power line conducted emissions\_**



**AC power line conducted emissions\_Rear**

