

P01_802.11b_Front Face_0cm_1

DUT: EUT

Communication System: Wlan 802.11b; Frequency: 2412 MHz; Duty Cycle: 1:1

Medium: H2450 Medium parameters used: $f = 2412$ MHz; $\sigma = 1.77$ mho/m; $\epsilon_r = 37.7$; $\rho = 1000$ kg/m³

DASY4 Configuration:

- Probe: EX3DV4 - SN3838; ConvF(7.34, 7.34, 7.34); Calibrated: 2018/8/30
- Sensor-Surface: 1.4mm (Mechanical Surface Detection)
- Electronics: DAE4 Sn887; Calibrated: 2018/4/27
- Phantom: SAM 2; Type: QD 000 P40 CB; Serial: TP/1376
- ; Postprocessing SW: SEMCAD, V1.8 Build 186

Test/Area Scan (61x81x1): Measurement grid: dx=12mm, dy=12mm

Maximum value of SAR (interpolated) = 0.481 mW/g

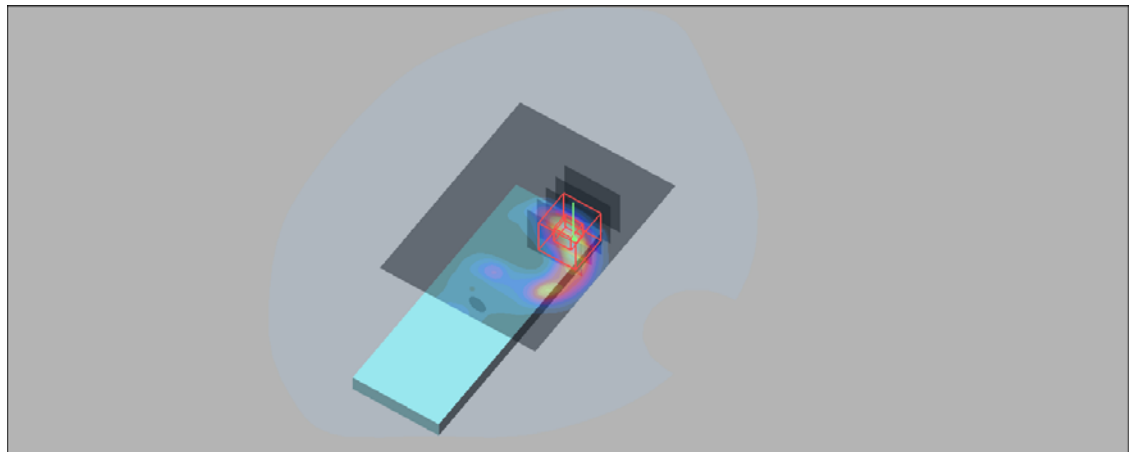
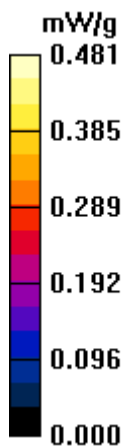
Test/Zoom Scan (5x5x7)/Cube 0: Measurement grid: dx=8mm, dy=8mm, dz=5mm

Reference Value = 10.1 V/m; Power Drift = -0.03 dB

Peak SAR (extrapolated) = 0.771 W/kg

SAR(1 g) = 0.322 mW/g; SAR(10 g) = 0.143 mW/g

Maximum value of SAR (measured) = 0.435 mW/g



P02_BT_Front Face_0cm_39

DUT: EUT

Communication System: BT; Frequency: 2441 MHz; Duty Cycle: 1:3.26

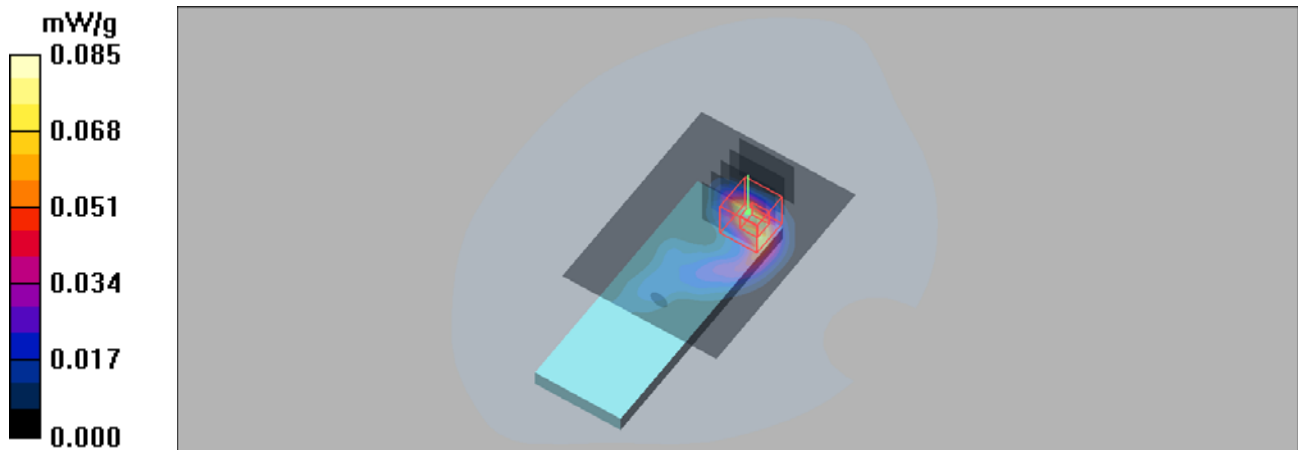
Medium: H2450 Medium parameters used: $f = 2441$ MHz; $\sigma = 1.78$ mho/m; $\epsilon_r = 40.1$; $\rho = 1000$ kg/m³

DASY4 Configuration:

- Probe: ES3DV3 - SN3090; ConvF(4.57, 4.57, 4.57); Calibrated: 2019/4/12
- Sensor-Surface: 3mm (Mechanical Surface Detection)
- Electronics: DAE4 Sn662; Calibrated: 2019/4/11
- Phantom: SAM 1; Type: QD 000 P40 CB; Serial: TP/1378
- ; Postprocessing SW: SEMCAD, V1.8 Build 186

Test/Area Scan (61x81x1): Measurement grid: dx=12mm, dy=12mm
Maximum value of SAR (interpolated) = 0.085 mW/g

Test/Zoom Scan (5x5x7)/Cube 0: Measurement grid: dx=8mm, dy=8mm, dz=5mm
Reference Value = 1.02 V/m; Power Drift = 0.03 dB
Peak SAR (extrapolated) = 0.122 W/kg
SAR(1 g) = 0.050 mW/g; SAR(10 g) = 0.023 mW/g
Maximum value of SAR (measured) = 0.065 mW/g



P03 802.11ac_VHT80_Top Side_0cm_Ch58

DUT: EUT

Communication System: 802.11ac; Frequency: 5290 MHz; Duty Cycle: 1:1.30

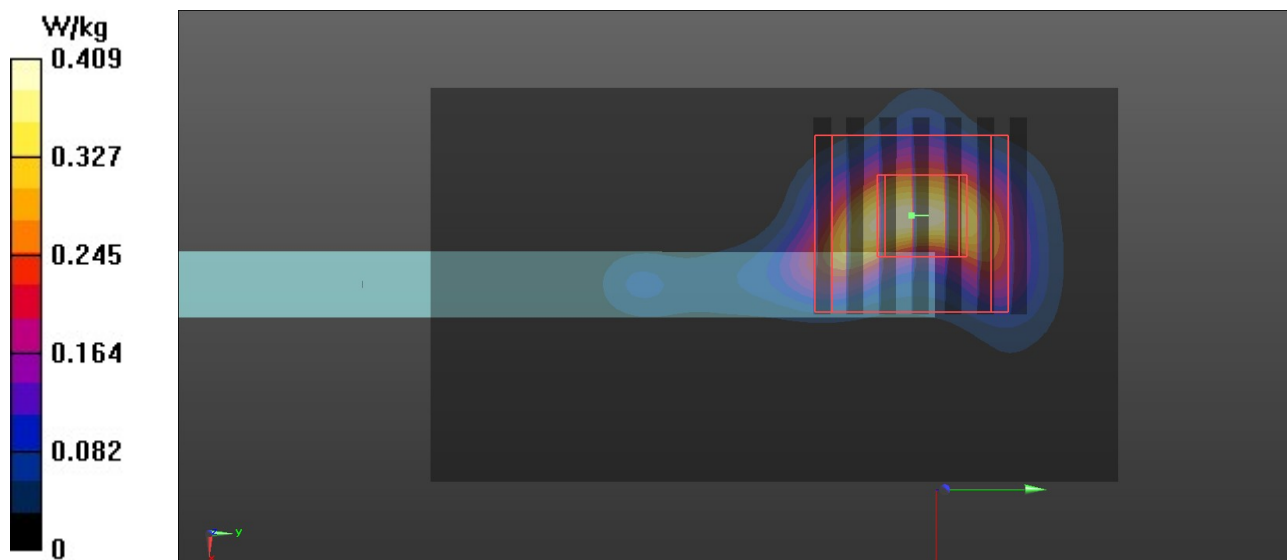
Medium: H5G Medium parameters used: $f = 5290$ MHz; $\sigma = 4.731$ S/m; $\epsilon_r = 35.347$; $\rho = 1000$ kg/m³

DASY4 Configuration:

- Probe: EX3DV4 - SN7506; ConvF(5.46, 5.46, 5.46); Calibrated: 6/22/2018
- Sensor-Surface: 1.4mm (Mechanical Surface Detection)
- Electronics: DAE4 Sn1557; Calibrated: 6/5/2018
- Phantom: SAM 2; Type: QD 000 P40 CB; Serial: TP/1376
- ; Postprocessing SW: SEMCAD, V1.8 Build 186

- **Area Scan (41x71x1):** Interpolated grid: dx=1.000 mm, dy=1.000 mm
Maximum value of SAR (interpolated) = 0.409 W/kg

- **Zoom Scan (7x7x6)/Cube 0:** Measurement grid: dx=4mm, dy=4mm, dz=1.4mm
Reference Value = 6.967 V/m; Power Drift = -0.17 dB
Peak SAR (extrapolated) = 0.514 W/kg
SAR(1 g) = 0.111 W/kg; SAR(10 g) = 0.027 W/kg
Maximum value of SAR (measured) = 0.327 W/kg



P04 802.11ac_VHT80_Top Side_0cm_Ch106

DUT: EUT

Communication System: 802.11ac; Frequency: 5530 MHz; Duty Cycle: 1:1.30

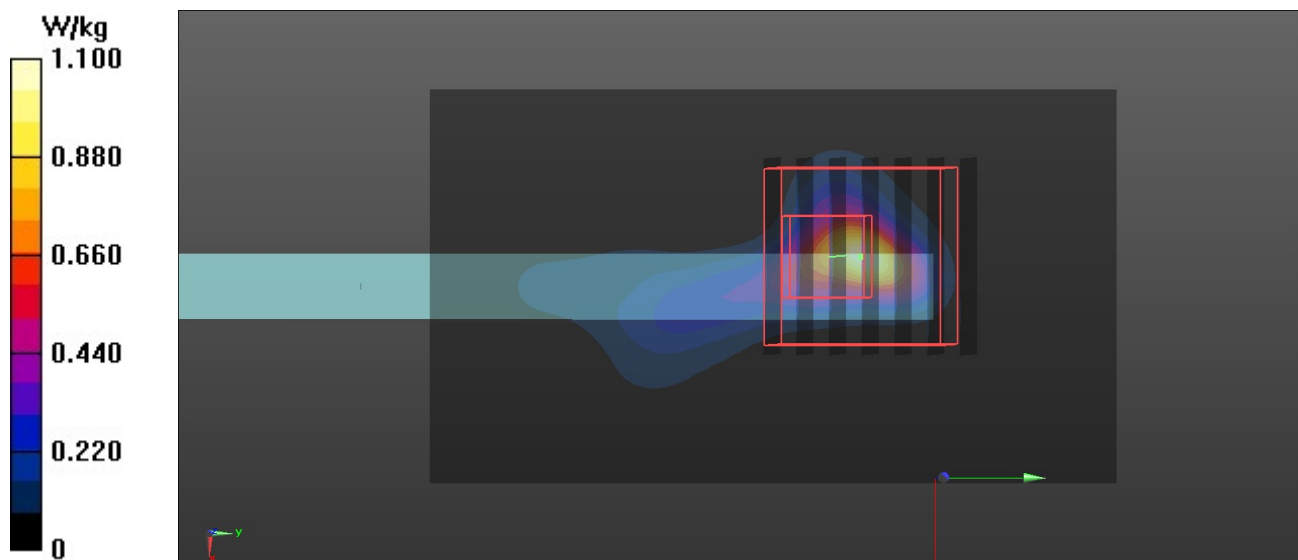
Medium: H5G Medium parameters used: $f = 5530$ MHz; $\sigma = 4.973$ S/m; $\epsilon_r = 35.013$; $\rho = 1000$ kg/m³

DASY4 Configuration:

- Probe: EX3DV4 - SN7506; ConvF(5.17, 5.17, 5.17); Calibrated: 6/22/2018
- Sensor-Surface: 1.4mm (Mechanical Surface Detection)
- Electronics: DAE4 Sn1557; Calibrated: 6/5/2018
- Phantom: SAM 2; Type: QD 000 P40 CB; Serial: TP/1376
- ; Postprocessing SW: SEMCAD, V1.8 Build 186

- **Area Scan (41x71x1):** Interpolated grid: dx=1.000 mm, dy=1.000 mm
 Maximum value of SAR (interpolated) = 1.10 W/kg

- **Zoom Scan (7x7x6)/Cube 0:** Measurement grid: dx=4mm, dy=4mm, dz=1.4mm
 Reference Value = 10.91 V/m; Power Drift = -0.15 dB
 Peak SAR (extrapolated) = 1.03 W/kg
SAR(1 g) = 0.196 W/kg; SAR(10 g) = 0.043 W/kg
 Maximum value of SAR (measured) = 0.673 W/kg



P05 802.11ac_VHT80_Top Side_0cm_Ch155

DUT: EUT

Communication System: 802.11ac; Frequency: 5775 MHz; Duty Cycle: 1:1.30


Medium: H5G Medium parameters used: $f = 5775$ MHz; $\sigma = 5.223$ S/m; $\epsilon_r = 34.674$; $\rho = 1000$ kg/m³

DASY4 Configuration:

- Probe: EX3DV4 - SN7506; ConvF(5.1, 5.1, 5.1); Calibrated: 6/22/2018
- Sensor-Surface: 1.4mm (Mechanical Surface Detection)
- Electronics: DAE4 Sn1557; Calibrated: 6/5/2018
- Phantom: SAM 2; Type: QD 000 P40 CB; Serial: TP/1376
- ; Postprocessing SW: SEMCAD, V1.8 Build 186

- **Area Scan (41x71x1):** Interpolated grid: dx=1.000 mm, dy=1.000 mm
Maximum value of SAR (interpolated) = 1.40 W/kg

- **Zoom Scan (7x7x6)/Cube 0:** Measurement grid: dx=4mm, dy=4mm, dz=1.4mm
Reference Value = 10.60 V/m; Power Drift = 0.14 dB
Peak SAR (extrapolated) = 4.94 W/kg
SAR(1 g) = 0.437 W/kg; SAR(10 g) = 0.126 W/kg
Maximum value of SAR (measured) = 1.30 W/kg



P06_802.11b_Front Face_0cm_1

DUT: EUT

Communication System: Wlan 802.11b; Frequency: 2412 MHz; Duty Cycle: 1:1

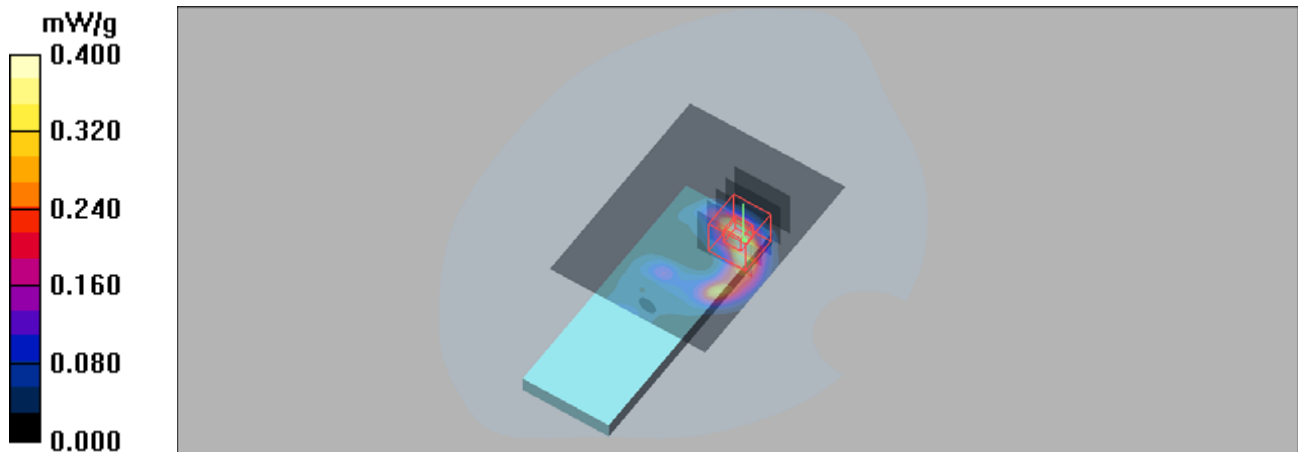
Medium: B2450 Medium parameters used: $f = 2412$ MHz; $\sigma = 1.96$ mho/m; $\epsilon_r = 53.1$; $\rho = 1000$ kg/m³

DASY4 Configuration:

- Probe: EX3DV4 - SN3838; ConvF(7.31, 7.31, 7.31); Calibrated: 2018/8/30
- Sensor-Surface: 1.4mm (Mechanical Surface Detection)
- Electronics: DAE4 Sn887; Calibrated: 2018/4/27
- Phantom: SAM 1; Type: QD 000 P40 CB; Serial: TP/1378
- ; Postprocessing SW: SEMCAD, V1.8 Build 186

Test/Area Scan (61x81x1): Measurement grid: dx=12mm, dy=12mm
Maximum value of SAR (interpolated) = 0.400 mW/g

Test/Zoom Scan (5x5x7)/Cube 0: Measurement grid: dx=8mm, dy=8mm, dz=5mm
Reference Value = 1.32 V/m; Power Drift = 0.02 dB
Peak SAR (extrapolated) = 0.725 W/kg
SAR(1 g) = 0.301 mW/g; SAR(10 g) = 0.132 mW/g
Maximum value of SAR (measured) = 0.415 mW/g



P07_BT_Front Face_0cm_39

DUT: EUT

Communication System: BT; Frequency: 2441 MHz; Duty Cycle: 1:3.26

Medium: B2450 Medium parameters used: $f = 2441$ MHz; $\sigma = 2$ mho/m; $\epsilon_r = 53$; $\rho = 1000$ kg/m³

DASY4 Configuration:

- Probe: ES3DV3 - SN3090; ConvF(4.47, 4.47, 4.47); Calibrated: 2019/4/12
- Sensor-Surface: 3mm (Mechanical Surface Detection)
- Electronics: DAE4 Sn662; Calibrated: 2019/4/11
- Phantom: SAM 2; Type: QD 000 P40 CB; Serial: TP-1376
- ; Postprocessing SW: SEMCAD, V1.8 Build 186

Test/Area Scan (61x81x1): Measurement grid: dx=12mm, dy=12mm

Maximum value of SAR (interpolated) = 0.090 mW/g

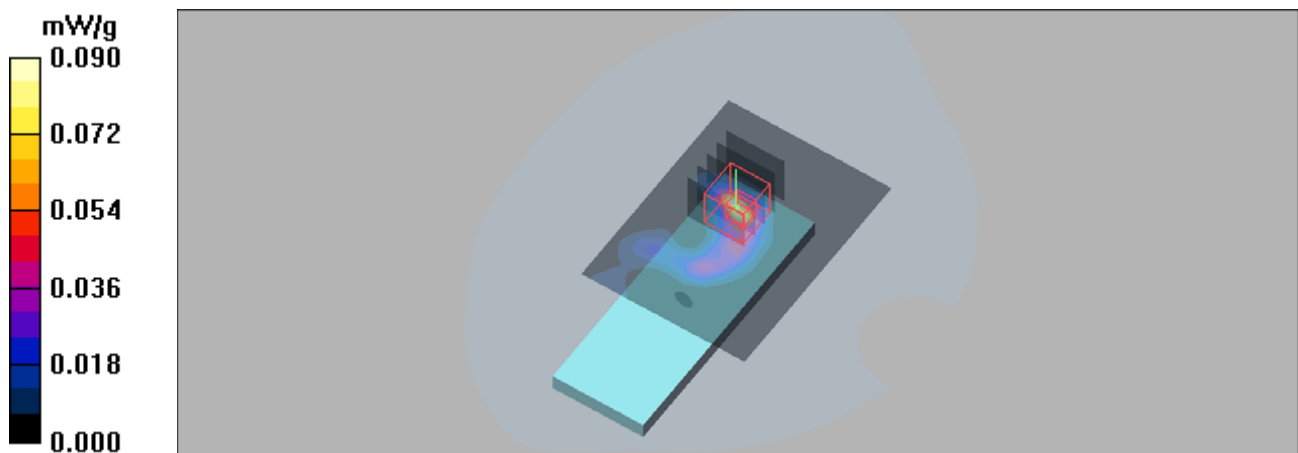
Test/Zoom Scan (5x5x7)/Cube 0: Measurement grid: dx=8mm, dy=8mm, dz=5mm

Reference Value = 4.09 V/m; Power Drift = -0.02 dB

Peak SAR (extrapolated) = 0.118 W/kg

SAR(1 g) = 0.048 mW/g; SAR(10 g) = 0.021 mW/g

Maximum value of SAR (measured) = 0.064 mW/g



P08 802.11ac_VHT80_Top Side_0cm_Ch58

DUT: EUT

Communication System: 802.11ac; Frequency: 5290 MHz; Duty Cycle: 1:1.30

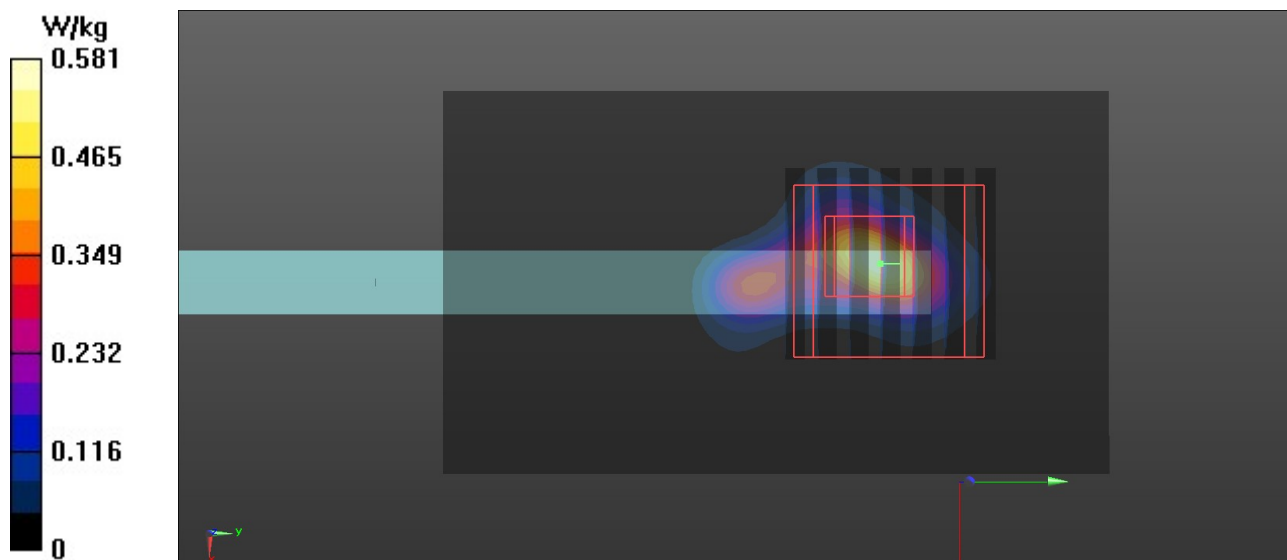
Medium: B5G Medium parameters used: $f = 5290$ MHz; $\sigma = 5.37$ S/m; $\epsilon_r = 49.27$; $\rho = 1000$ kg/m³

DASY4 Configuration:

- Probe: EX3DV4 - SN7506; ConvF(4.91, 4.91, 4.91); Calibrated: 6/22/2018
- Sensor-Surface: 1.4mm (Mechanical Surface Detection)
- Electronics: DAE4 Sn1557; Calibrated: 6/5/2018
- Phantom: SAM 2; Type: QD 000 P40 CB; Serial: TP/1376
- ; Postprocessing SW: SEMCAD, V1.8 Build 186

- **Area Scan (41x71x1):** Interpolated grid: dx=1.000 mm, dy=1.000 mm
Maximum value of SAR (interpolated) = 0.581 W/kg

- **Zoom Scan (7x7x6)/Cube 0:** Measurement grid: dx=4mm, dy=4mm, dz=1.4mm
Reference Value = 6.544 V/m; Power Drift = 0.06 dB
Peak SAR (extrapolated) = 0.635 W/kg
SAR(1 g) = 0.131 W/kg; SAR(10 g) = 0.033 W/kg
Maximum value of SAR (measured) = 0.430 W/kg



P09 802.11ac_VHT80_Top Side_0cm_Ch106

DUT: EUT

Communication System: 802.11ac; Frequency: 5530 MHz; Duty Cycle: 1:1.30

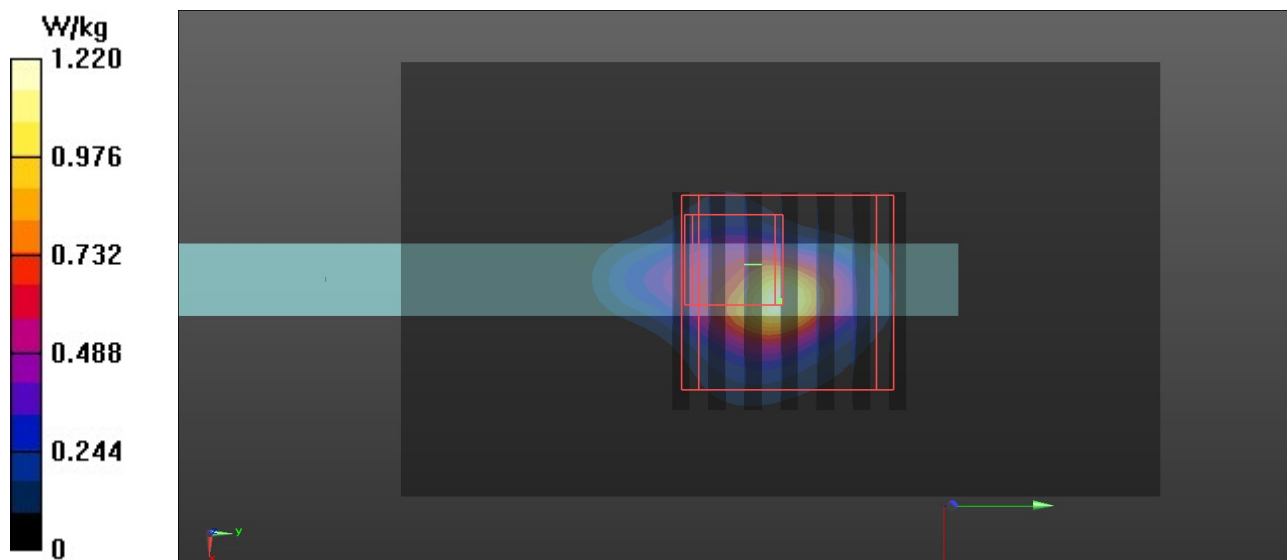
Medium: B5G Medium parameters used: $f = 5530$ MHz; $\sigma = 5.68$ S/m; $\epsilon_r = 48.776$; $\rho = 1000$ kg/m³

DASY4 Configuration:

- Probe: EX3DV4 - SN7506; ConvF(4.32, 4.32, 4.32); Calibrated: 6/22/2018
- Sensor-Surface: 1.4mm (Mechanical Surface Detection)
- Electronics: DAE4 Sn1557; Calibrated: 6/5/2018
- Phantom: SAM 2; Type: QD 000 P40 CB; Serial: TP/1376
- ; Postprocessing SW: SEMCAD, V1.8 Build 186

- **Area Scan (41x71x1):** Interpolated grid: dx=1.000 mm, dy=1.000 mm
Maximum value of SAR (interpolated) = 1.22 W/kg

- **Zoom Scan (7x7x6)/Cube 0:** Measurement grid: dx=4mm, dy=4mm, dz=1.4mm
Reference Value = 11.95 V/m; Power Drift = -0.03 dB
Peak SAR (extrapolated) = 0.930 W/kg
SAR(1 g) = 0.181 W/kg; SAR(10 g) = 0.046 W/kg
Maximum value of SAR (measured) = 0.649 W/kg



P10 802.11ac_VHT80_Top Side_0cm_Ch155

DUT: EUT

Communication System: 802.11ac; Frequency: 5775 MHz; Duty Cycle: 1:1.30

Medium: B5G Medium parameters used: $f = 5775$ MHz; $\sigma = 6.026$ S/m; $\epsilon_r = 48.302$; $\rho = 1000$ kg/m³

DASY4 Configuration:

- Probe: EX3DV4 - SN7506; ConvF(4.31, 4.31, 4.31); Calibrated: 6/22/2018
- Sensor-Surface: 1.4mm (Mechanical Surface Detection)
- Electronics: DAE4 Sn1557; Calibrated: 6/5/2018
- Phantom: SAM 2; Type: QD 000 P40 CB; Serial: TP/1376
- ; Postprocessing SW: SEMCAD, V1.8 Build 186

- **Area Scan (41x71x1):** Interpolated grid: dx=1.000 mm, dy=1.000 mm
Maximum value of SAR (interpolated) = 1.68 W/kg

- **Zoom Scan (7x7x6)/Cube 0:** Measurement grid: dx=4mm, dy=4mm, dz=1.4mm
Reference Value = 9.950 V/m; Power Drift = 0.05 dB
Peak SAR (extrapolated) = 1.66 W/kg
SAR(1 g) = 0.338 W/kg; SAR(10 g) = 0.105 W/kg
Maximum value of SAR (measured) = 1.05 W/kg

