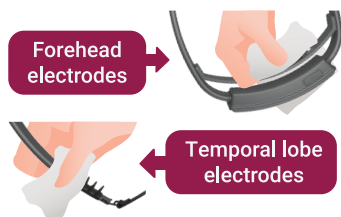


How To Use

1 Clean SenzeBand 2

Use a wet wipe to remove any dust and grime that may affect the sensors on SenzeBand 2 to improve connectivity and maintain accuracy.



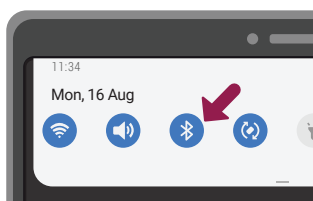
2 Enhance Connectivity

Wipe your forehead and the area above the ear. Non-alcoholic wipes are recommended.



3 Turn On Bluetooth

Ensure Bluetooth function is enabled on your mobile device. For iOS and Android devices, go to Settings > Bluetooth.



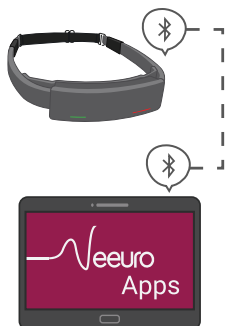
4 Switch On SenzeBand 2

Press and hold the Power button for 3 seconds to switch ON. The LED Power indicator indicates SenzeBand 2 battery level. It emits blue light (sufficient) by default and turns green when connected to a mobile application, whereas a red light (requires charging) remains red.



5 Device Connection

SenzeBand 2 can only be connected to your mobile device via Neeuro's mobile applications. On your mobile device, search for 'Neeuro' in the Apple App Store or Google Play Store and select your application of choice to download. Upon launching the application, go to Settings > Device > Add Device, follow the instructions and connect to SenzeBand 2.



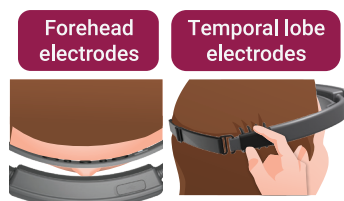
6 Wear SenzeBand 2

Position SenzeBand 2 about an inch above your eyebrows. Adjust the Elastic head strap for a comfortable fit. An ill-fitted SenzeBand 2 may result in inaccurate readings or an unstable connection.



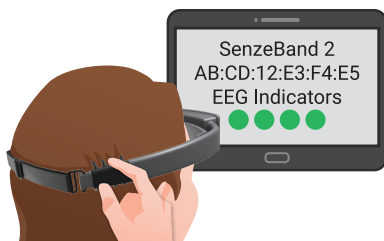
7 Adjust SenzeBand 2

For best connectivity, ensure sensors are in good contact with the skin, avoiding any hairs in between.



8 Check Connectivity

In the application, go to Settings > Device. Repeat step 7 until the sensor indicators in the application turn green.



What's Included



Carry case



Charging cable



Quickstart guide

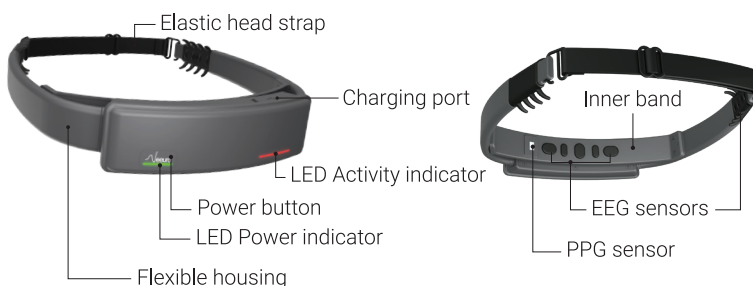


SenzeBand 2



2x Elastic head straps

About SenzeBand 2



Safety and Compliance

Do not use your SenzeBand 2 device in wet conditions or rain. If SenzeBand 2 gets wet, unplug all cables and turn off the device. Wait for SenzeBand 2 to dry completely before pressing the power button to turn SenzeBand 2 on again. Do not attempt to dry SenzeBand 2 through external heat sources such as hair dryers. Do not expose SenzeBand 2 to extreme heat or cold. If further support is needed, please contact us at support@neeuro.com.

Battery Safety

The rechargeable battery in SenzeBand 2 should not be repaired or replaced by any third-party. SenzeBand 2 should only be charged using a USB-C cable such as the one provided in the package.

FCC Caution

Any changes or modifications not expressly approved by the party responsible for compliance could void the user's authority to operate the equipment.

This device complies with part 15 of the FCC Rules. Operation is subject to the following two conditions: (1) This device may not cause harmful interference, and (2) this device must accept any interference received, including interference that may cause undesired operations.

FCC Radiation Exposure Statement

This equipment complies with FCC radiation exposure limits set forth for an uncontrolled environment.

This transmitter must not be co-located or operated in conjunction with any other antenna or transmitter.

WEEE Compliance

SenzeBand 2 must not be disposed of with normal household waste. SenzeBand 2 must be disposed of by arranging to return to designated collection points for the recycling of electrical waste and electronic equipment. Separating and recycling SenzeBand 2 at the time of disposal will help to conserve natural resources and ensure that the equipment is recycled in a manner that protects human health and the environment.

Warranty Information

This warranty for SenzeBand 2 is provided by Neeuro Pte. Ltd. It warrants SenzeBand 2 against defects in materials and workmanship under the ordinary consumer use for one year from the date of original retail purchase. During this warranty period, if a defect arises in SenzeBand 2, Neeuro Pte. Ltd. will, at our option to the extent permitted by the law, either (i) repair SenzeBand 2 using either new or refurbished parts or (ii) replace SenzeBand 2 with new or refurbished SenzeBand 2 that is equivalent to the SenzeBand 2 to be replaced. All replaced parts or SenzeBand 2 returned shall become the property of Neeuro Pte. Ltd.

This limited warranty applies only to hardware components of SenzeBand 2 that are not subject to accident, misuse, neglect, fire, or other external causes, alterations, repair, or commercial use.

Neeuro Pte. Ltd. (Reg: 201302274H)

100H Pasir Panjang Road,
#04-03 OC@Pasir Panjang
Singapore 118524

support@neeuro.com

User Manual

