


12. Appendix

12.1. Photographs

Photo Reference Number	Title
PHT/001	Test configuration for the measurement of SAR
PHT/002	Touch Left
PHT/003	Tilt Left
PHT/004	Touch Right
PHT/005	Tilt Right
PHT/006	Front of EUT at 10mm
PHT/007	Front of EUT at 15mm
PHT/008	Back of EUT at 10mm
PHT/009	Back of EUT at 15mm
PHT/010	Left Hand Side at 10mm
PHT/011	Right Hand Side at 10mm
PHT/012	Top at 10mm
PHT/013	Bottom at 10mm
PHT/014	Front View of EUT (Main Model)
PHT/015	Back View of EUT (Main Model)
PHT/016	View of Cellular Conducted Sample
PHT/017	View of WiFi Conducted Sample
PHT/018	Front View of Flavor 1 (Kelvar + Nat. Titanium)
PHT/019	Back View of Flavor 1 (Kelvar + Nat. Titanium)
PHT/020	Front View of Flavor 2 (Kelvar + Black DLC Coating)
PHT/021	Back View of Flavor 2 (Kelvar + Black DLC Coating)
PHT/022	Front View of Flavor 3 (Black Crocodile + Yellow Gold Coating)
PHT/023	Back View of Flavor 3 (Black Crocodile + Yellow Gold Coating)
PHT/024	Front View of Flavor 4 (Brown Alligator + Rose Gold Coating)
PHT/025	Back View of Flavor 4 (Brown Alligator + Rose Gold Coating)
PHT/026	Front View of Flavor 5 (Black Shark + Black DLC Coating)
PHT/027	Back View of Flavor 5 (Black Shark + Black DLC Coating)
PHT/028	Front View of Flavor 6 (Black Lizard + Platinum)
PHT/029	Back View of Flavor 6 (Black Lizard + Platinum)
PHT/030	View of USB Cable
PHT/031	View of AC Wall Charger
PHT/032	View of PHF Kit
PHT/033	Antenna Schematics

PHT/001: Test configuration for the measurement of SAR



PHT/002: Touch Left



PHT/003: Tilt Left



PHT/004: Touch Right



PHT/005: Tilt Right



PHT/006: Front of EUT at 10mm



PHT/007: Front of EUT at 15mm



PHT/008: Back of EUT at 10mm



PHT/009: Back of EUT at 15mm




PHT/010: Left Hand Side at 10mm



PHT/011: Right Hand Side at 10mm



PHT/012: Top at 10mm



PHT/013: Bottom at 10mm



PHT/014: Front View of EUT (Main Model)



PHT/015: Back View of EUT (Main Model)



PHT/016: View of Cellular Conducted Sample



PHT/017: View of WiFi Conducted Sample



PHT/018: Front View of Flavor 1 (Kelvar + Nat. Titanium)



PHT/019: Back View of Flavor 1 (Kelvar + Nat. Titanium)



PHT/020: Front View of Flavor 2 (Kelvar + Black DLC Coating)



PHT/021: Back View of Flavor 2 (Kelvar + Black DLC Coating)



PHT/022: Front View of Flavor 3 (Black Crocodile + Yellow Gold Coating)




PHT/023: Back View of Flavor 3 (Black Crocodile + Yellow Gold Coating)



PHT/024: Front View of Flavor 4 (Brown Alligator + Rose Gold Coating)



PHT/025: Back View of Flavor 4 (Brown Alligator + Rose Gold Coating)



PHT/026: Front View of Flavor 5 (Black Shark + Black DLC Coating)



PHT/027: Back View of Flavor 5 (Black Shark + Black DLC Coating)



PHT/028: Front View of Flavor 6 (Black Lizard + Platinum)



PHT/029: Back View of Flavor 6 (Black Lizard + Platinum)



PHT/030: View of USB Cable



PHT/031: View of AC Wall Charger



PHT/032: View of PHF Kit



PHT/033: Antenna Schematics

