

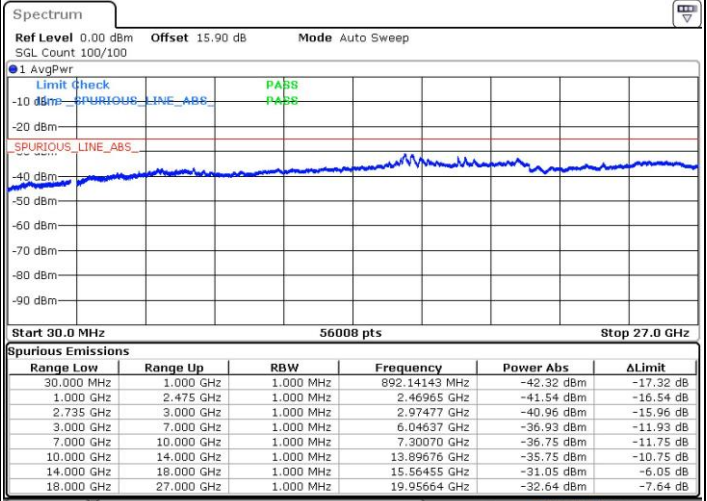
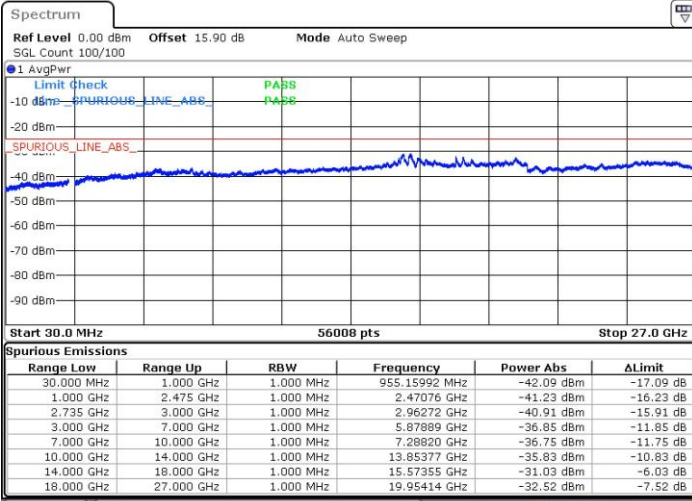


LTE Band 41 / 15MHz+20MHz

64QAM

Highest Channel / 1RB0 and 1RB99

Highest Channel / 1RB74 and 1RB0

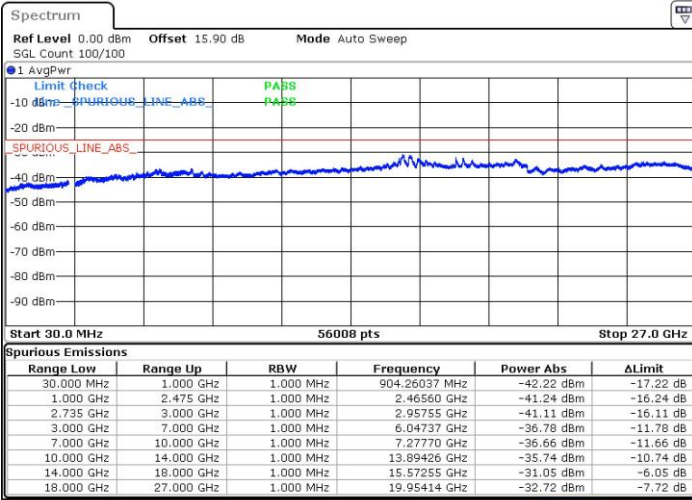


Date: 13.NOV.2018 03:31:39

Date: 13.NOV.2018 03:30:24

Highest Channel / FullIRB

N/A



Date: 13.NOV.2018 03:37:54

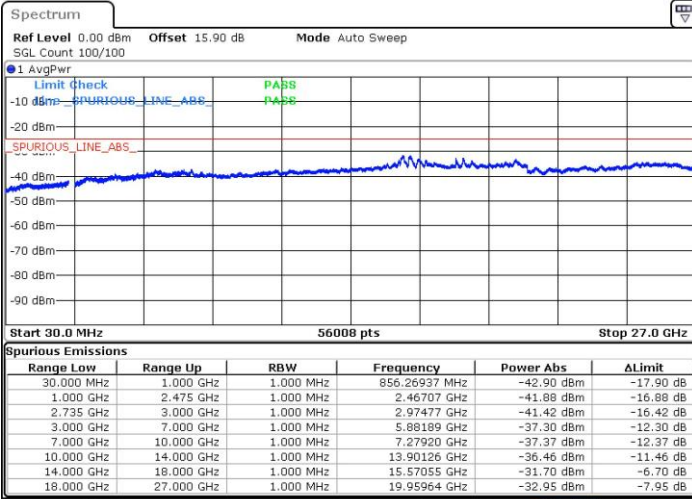


LTE Band 41 / 20MHz+5MHz

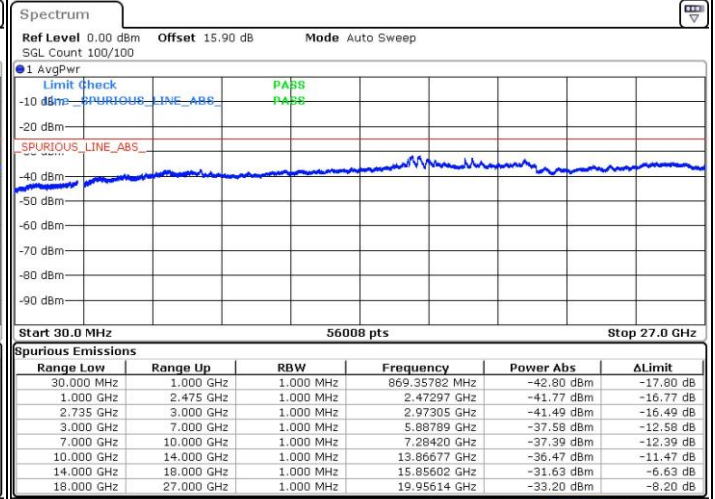
64QAM

Lowest Channel / 1RB0 and 1RB24

Lowest Channel / 1RB99 and 1RB0



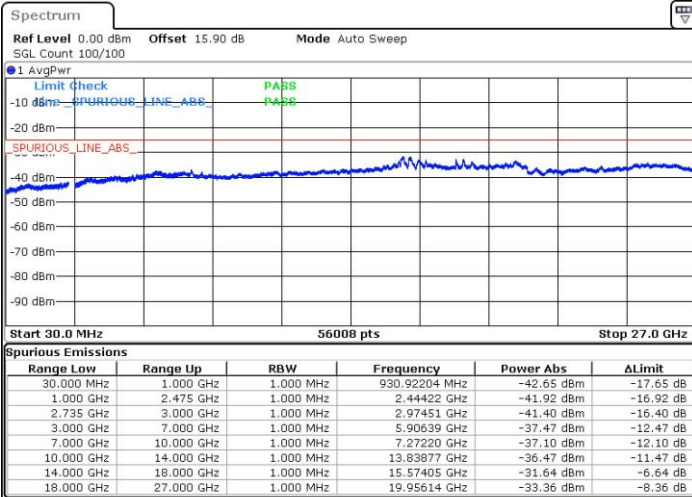
Date: 8.NOV.2018 20:20:05



Date: 8.NOV.2018 20:14:59

Lowest Channel / FullIRB

N/A



Date: 8.NOV.2018 20:21:06

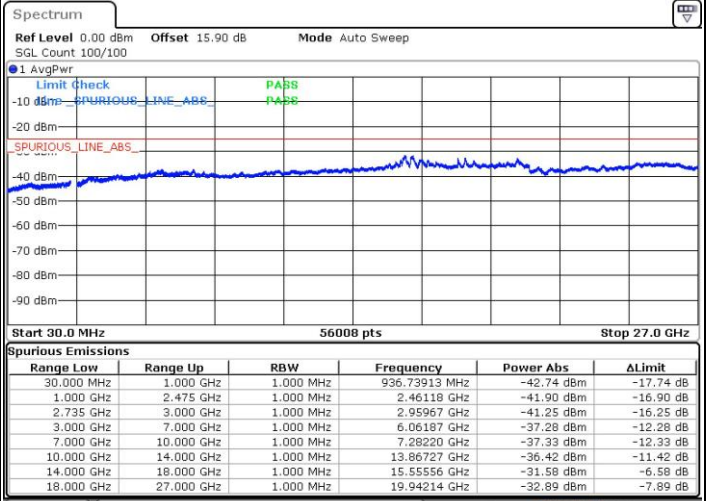
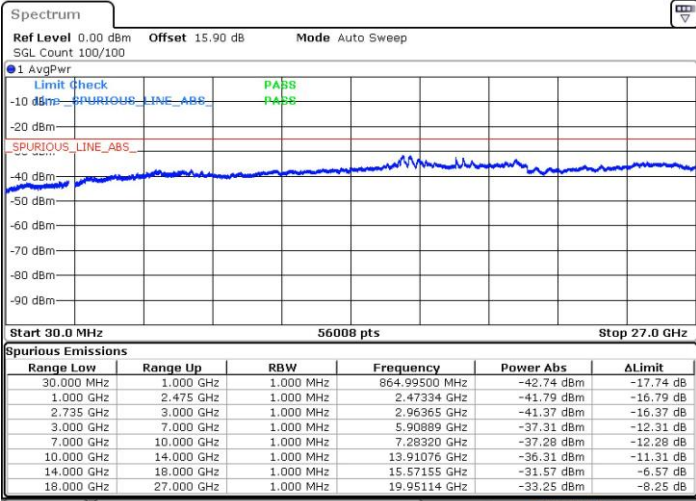


LTE Band 41 / 20MHz+5MHz

64QAM

Middle Channel / 1RB0 and 1RB24

Middle Channel / 1RB99 and 1RB0

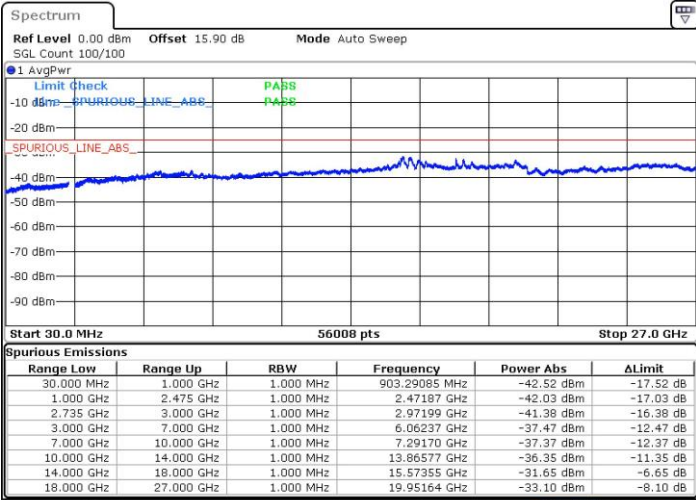


Date: 8.NOV.2018 20:27:13

Date: 8.NOV.2018 20:32:19

Middle Channel / FullIRB

N/A



Date: 8.NOV.2018 20:26:12

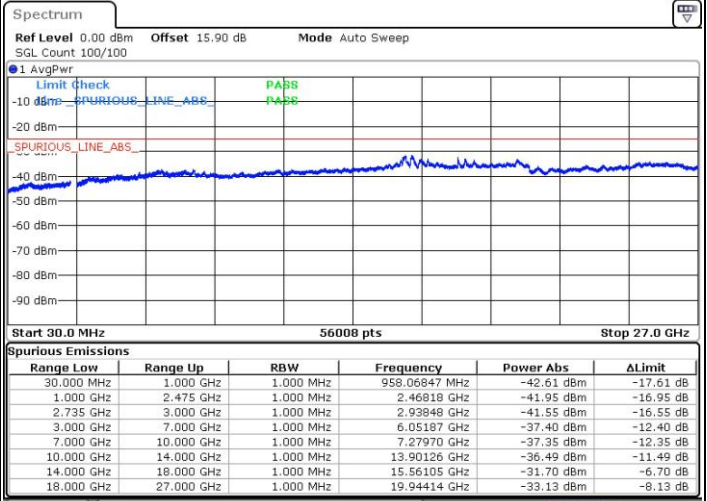
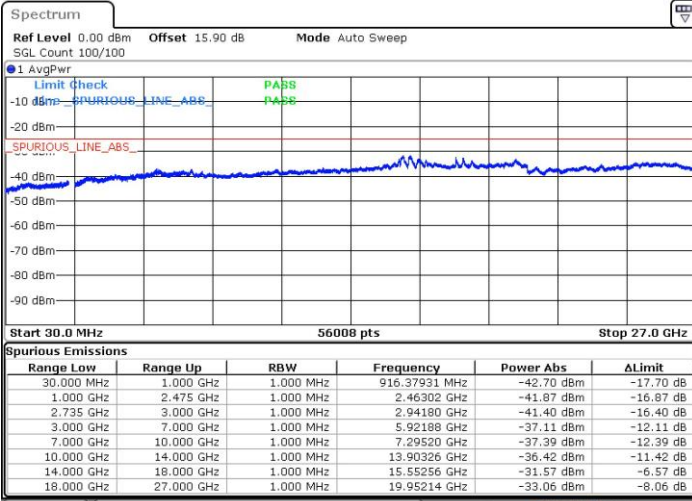


LTE Band 41 / 20MHz+5MHz

64QAM

Highest Channel / 1RB0 and 1RB24

Highest Channel / 1RB99 and 1RB0

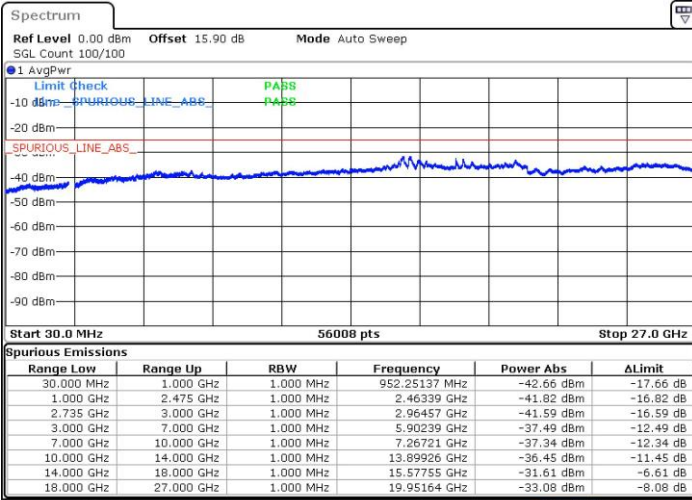


Date: 8.NOV.2018 20:47:46

Date: 8.NOV.2018 20:46:45

Highest Channel / FullIRB

N/A



Date: 8.NOV.2018 20:52:52

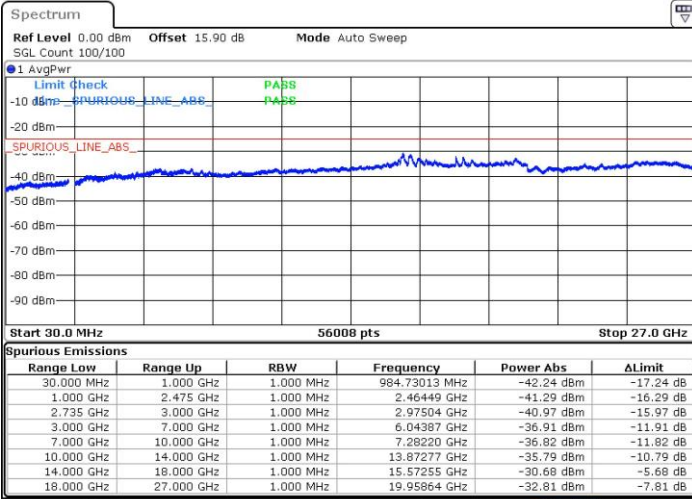


LTE Band 41 / 20MHz+10MHz

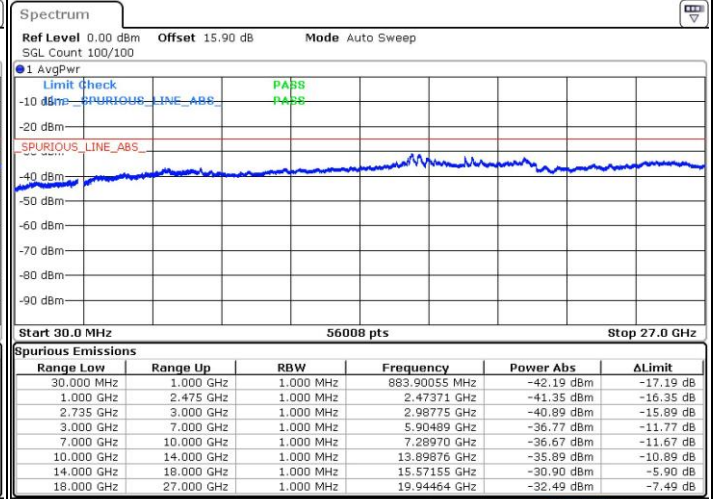
64QAM

Lowest Channel / 1RB0 and 1RB49

Lowest Channel / 1RB99 and 1RB0



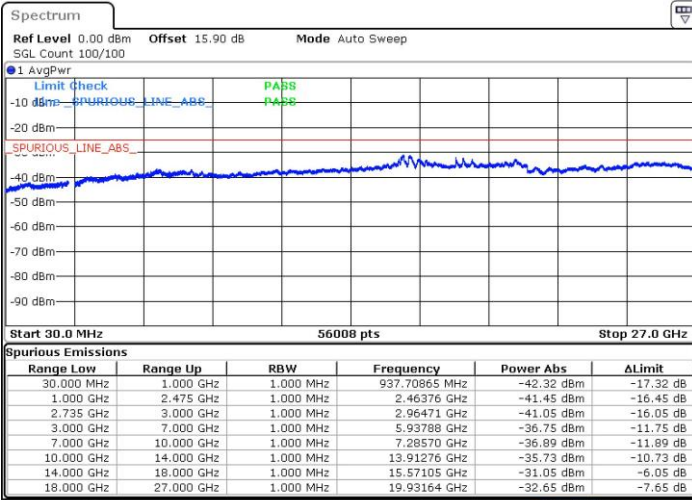
Date: 13.NOV.2018 02:04:11



Date: 13.NOV.2018 01:57:56

Lowest Channel / FullIRB

N/A



Date: 13.NOV.2018 02:05:26

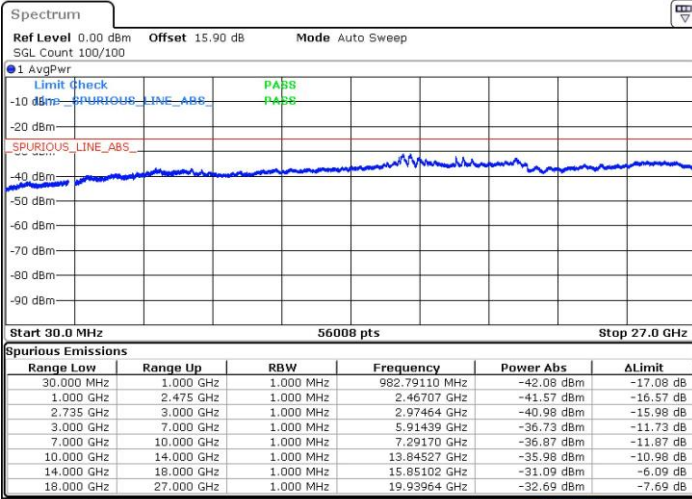


LTE Band 41 / 20MHz+10MHz

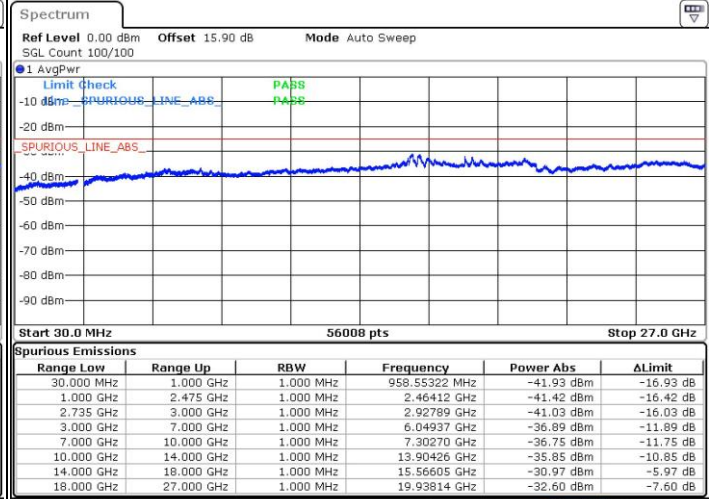
64QAM

Middle Channel / 1RB0 and 1RB49

Middle Channel / 1RB99 and 1RB0



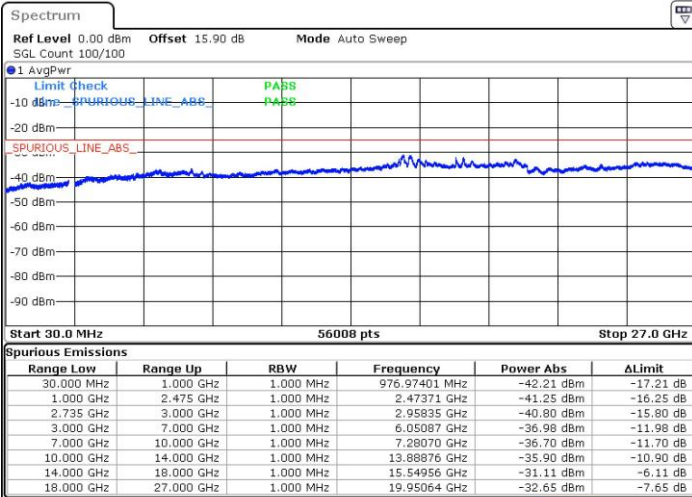
Date: 13.NOV.2018 02:12:56



Date: 13.NOV.2018 02:19:10

Middle Channel / FullIRB

N/A



Date: 13.NOV.2018 02:11:41

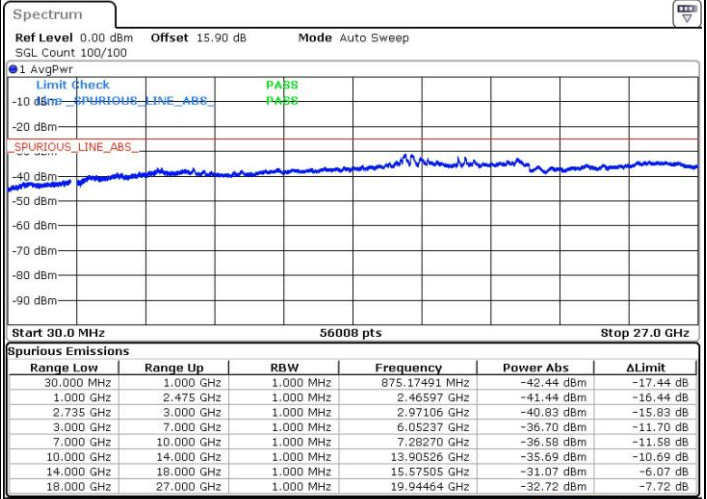
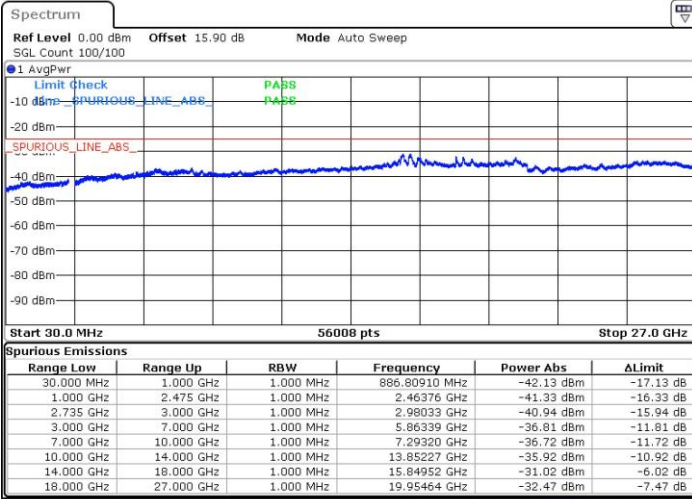


LTE Band 41 / 20MHz+10MHz

64QAM

Highest Channel / 1RB0 and 1RB49

Highest Channel / 1RB99 and 1RB0

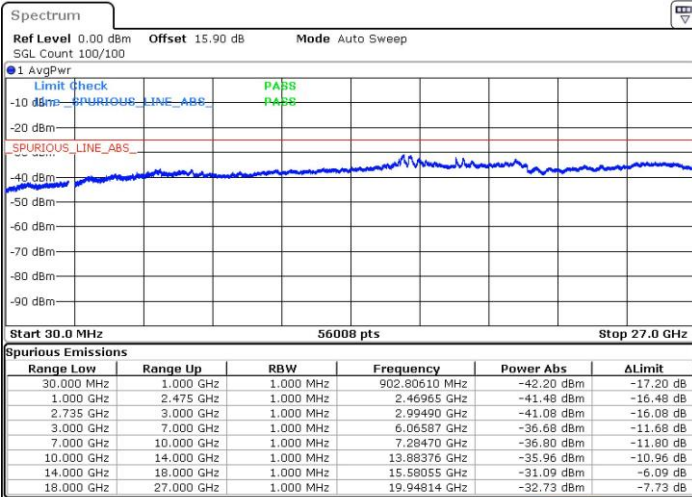


Date: 13.NOV.2018 02:24:10

Date: 13.NOV.2018 02:22:55

Highest Channel / FullIRB

N/A



Date: 13.NOV.2018 02:30:25

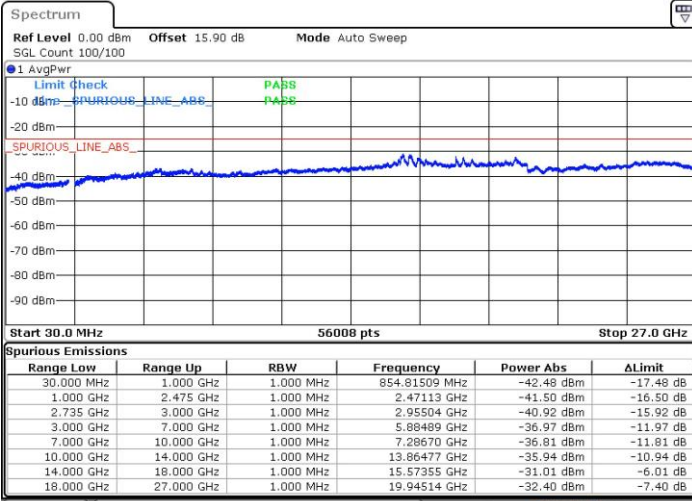


LTE Band 41 / 20MHz+15MHz

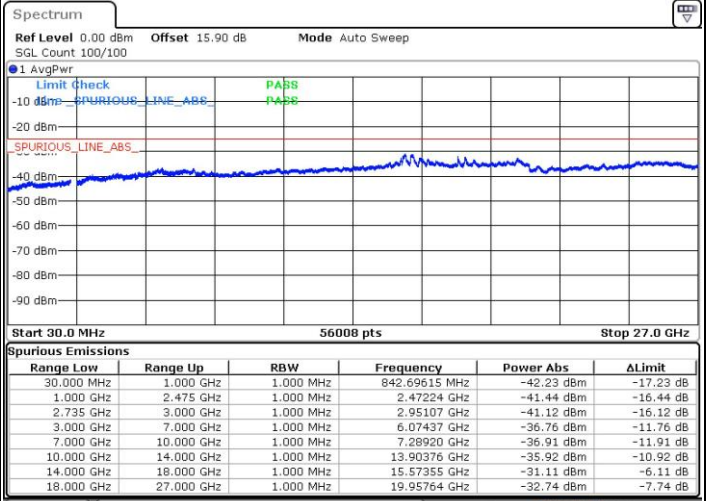
64QAM

Lowest Channel / 1RB0 and 1RB74

Lowest Channel / 1RB99 and 1RB0



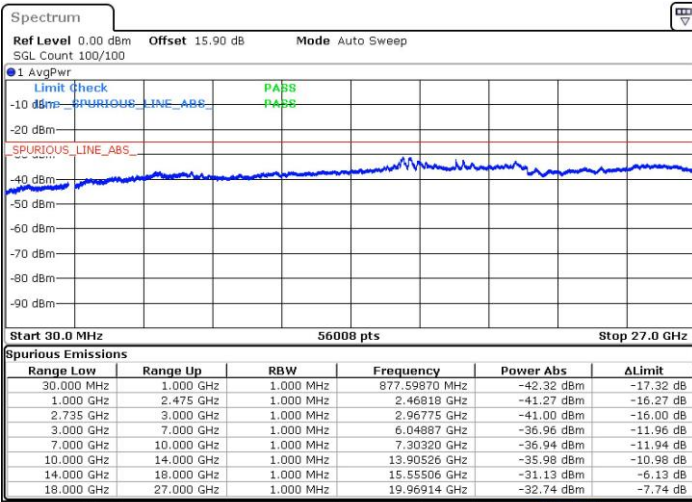
Date: 19.NOV.2018 16:48:55



Date: 19.NOV.2018 16:43:33

Lowest Channel / FullIRB

N/A



Date: 19.NOV.2018 16:49:40

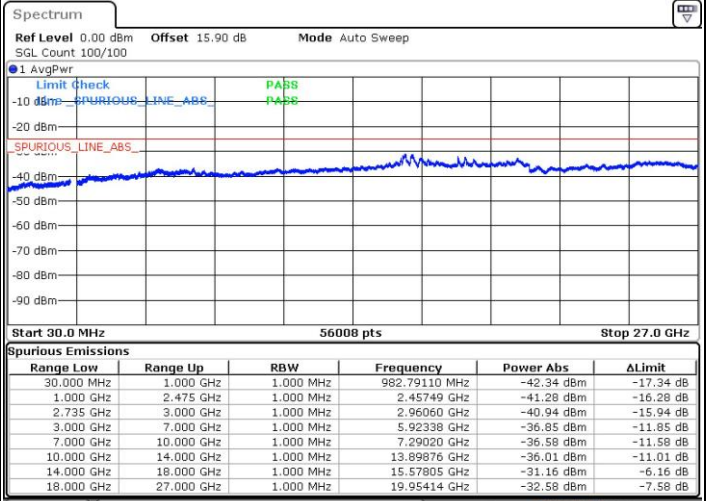
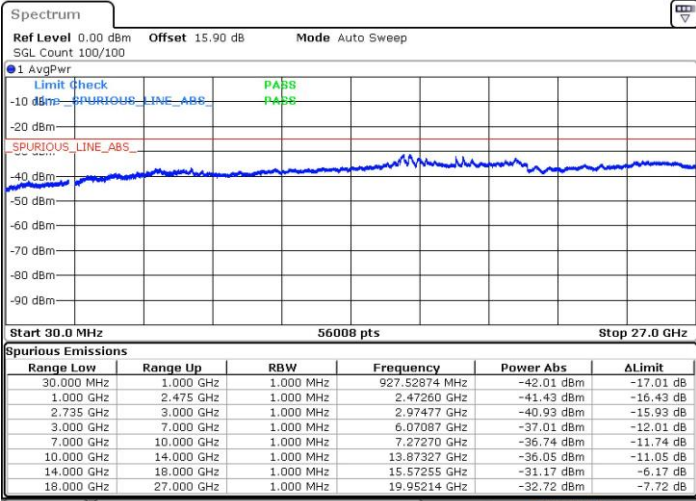


LTE Band 41 / 20MHz+15MHz

64QAM

Middle Channel / 1RB0 and 1RB74

Middle Channel / 1RB99 and 1RB0

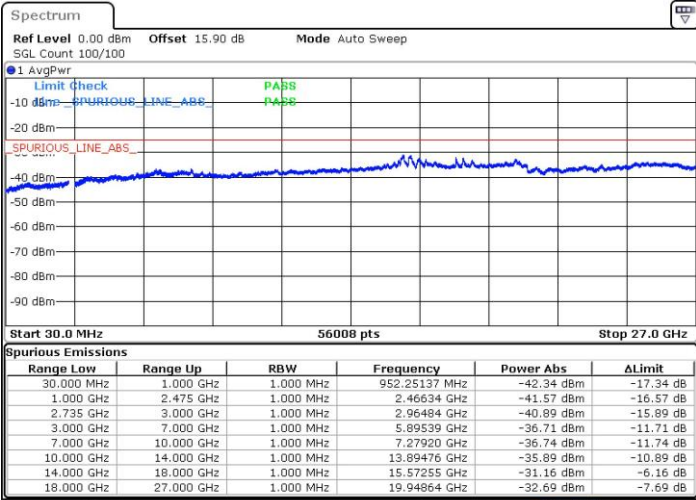


Date: 19.NOV.2018 16:54:24

Date: 19.NOV.2018 16:58:06

Middle Channel / FullIRB

N/A



Date: 19.NOV.2018 16:53:41

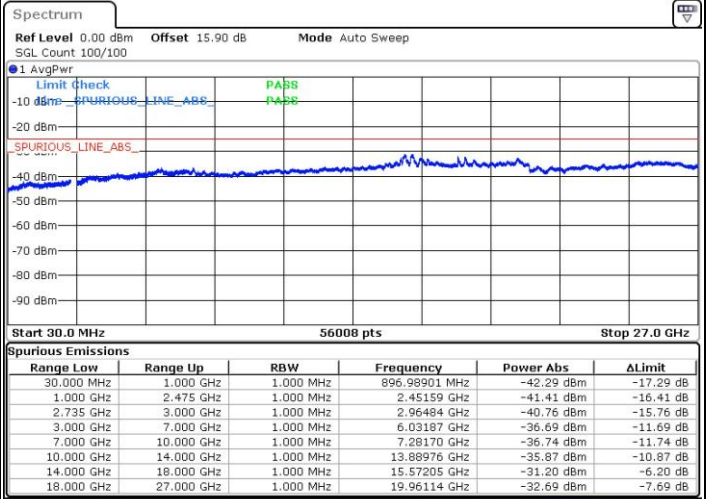
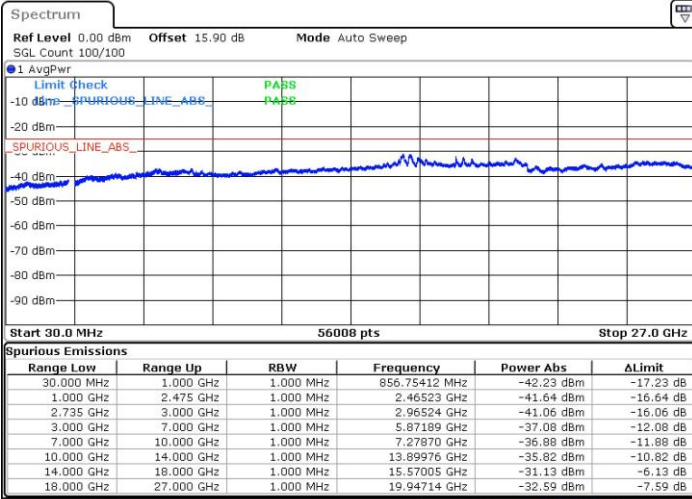


LTE Band 41 / 20MHz+15MHz

64QAM

Highest Channel / 1RB0 and 1RB74

Highest Channel / 1RB99 and 1RB0

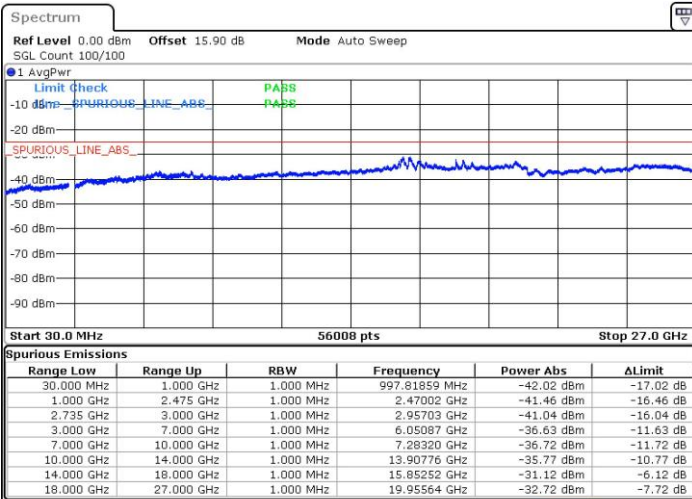


Date: 19.NOV.2018 17:45:56

Date: 19.NOV.2018 17:44:08

Highest Channel / FullIRB

N/A



Date: 19.NOV.2018 17:51:55

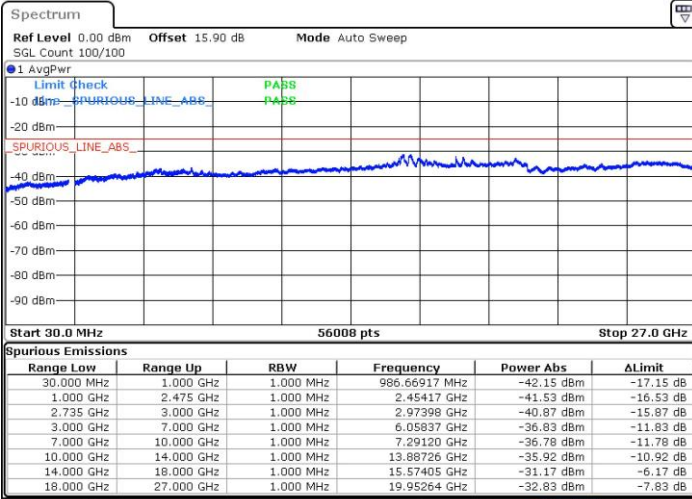


LTE Band 41 / 20MHz+20MHz

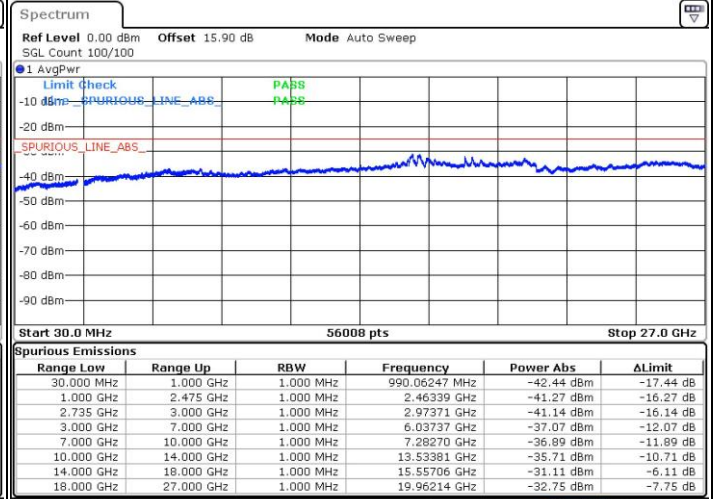
64QAM

Lowest Channel / 1RB0 and 1RB99

Lowest Channel / 1RB99 and 1RB0



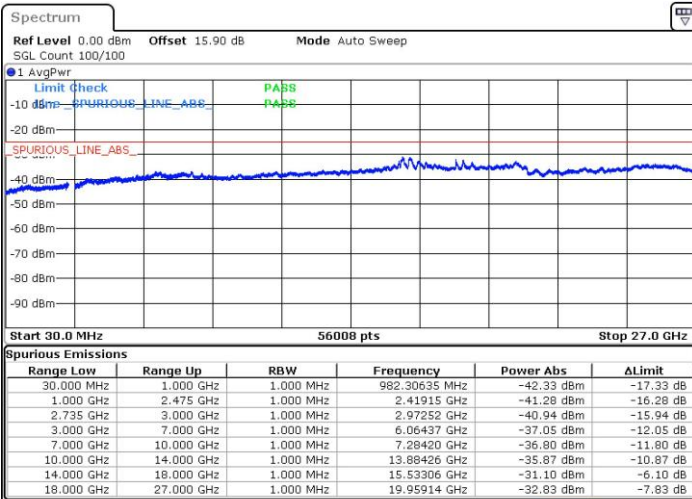
Date: 19.NOV.2018 17:57:55



Date: 19.NOV.2018 17:52:52

Lowest Channel / FullIRB

N/A



Date: 19.NOV.2018 18:01:19

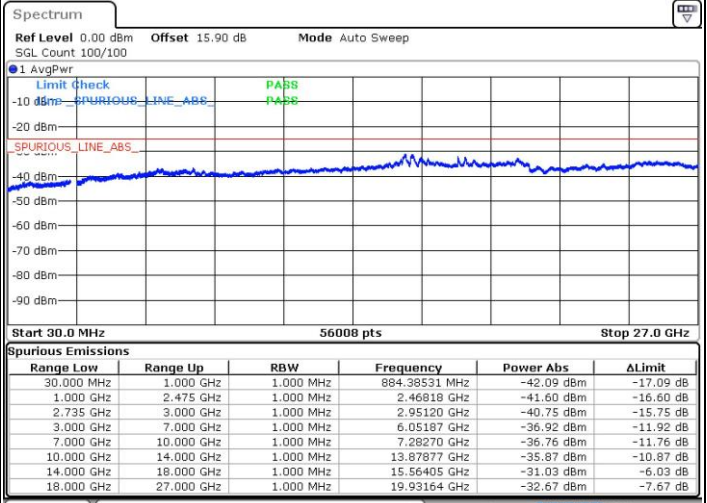
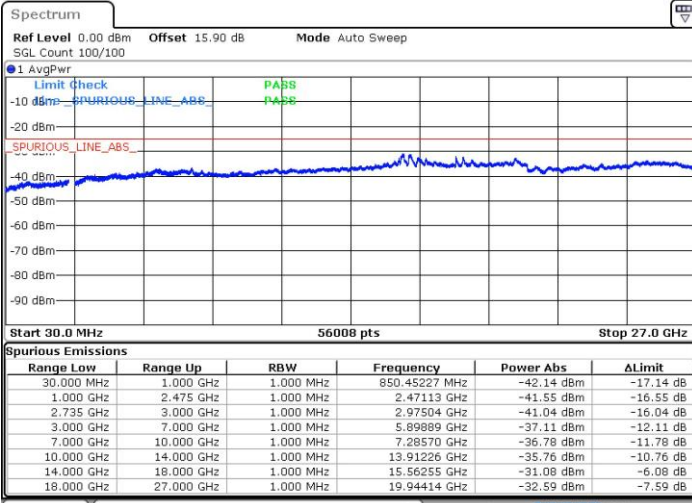


LTE Band 41 / 20MHz+20MHz

64QAM

MiddleChannel / 1RB0 and 1RB99

Middle Channel / 1RB99 and 1RB0

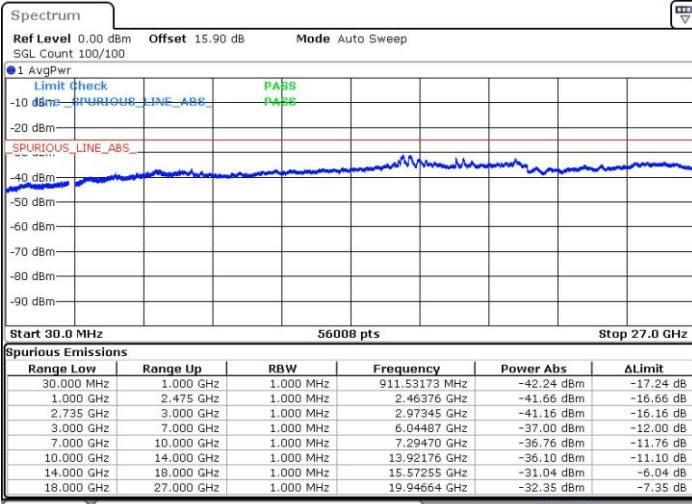


Date: 19.NOV.2018 18:07:03

Date: 19.NOV.2018 18:17:19

Middle Channel / FullIRB

N/A



Date: 19.NOV.2018 18:06:18

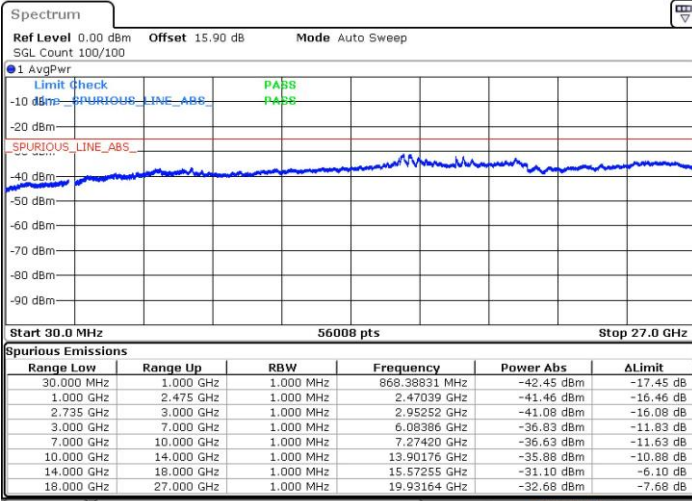


LTE Band 41 / 20MHz+20MHz

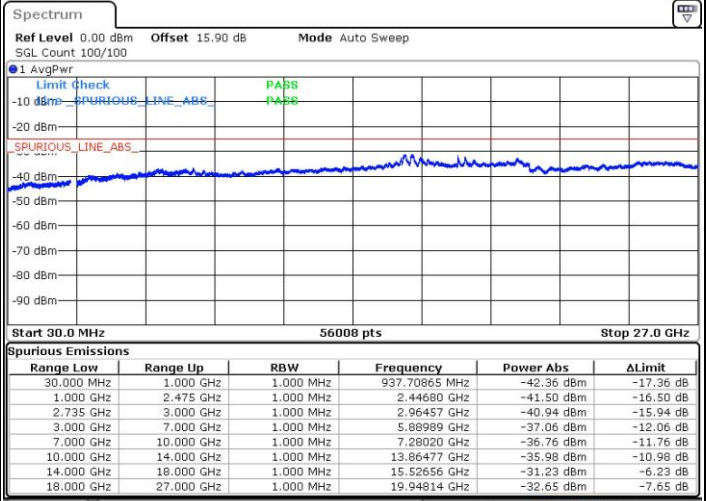
64QAM

Highest Channel / 1RB0 and 1RB99

Highest Channel / 1RB99 and 1RB0



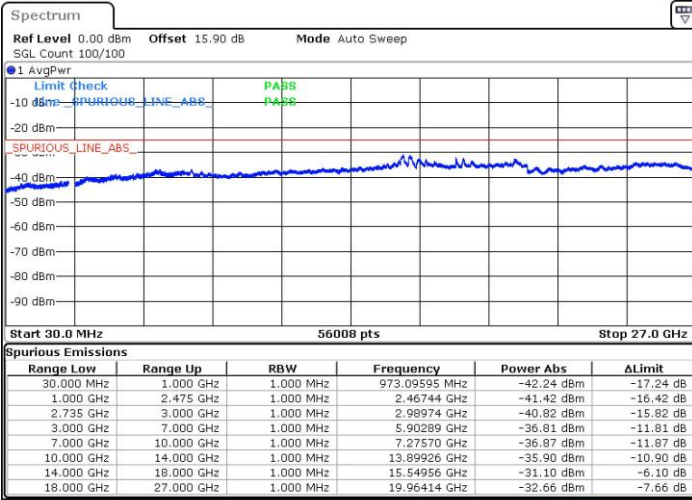
Date: 19.NOV.2018 18:20:29



Date: 19.NOV.2018 18:19:45

Highest Channel / FullIRB

N/A



Date: 19.NOV.2018 18:24:32



Appendix B. Test Results of EIRP and Radiated Test

EIRP

LTE Band 7_CA / 20 + 20 MHz (GT - LC = 1 dB)									
Channel	Mode	PCC		SCC		Conducted		EIRP	
		RB		RB		Power (dBm)	Power (Watts)	EIRP(dBm)	EIRP(W)
		Size	Offset	Size	Offset				
Lowest	QPSK	1	99	1	0	22.00	0.1585	23.00	0.1995
Middle		1	99	1	0	21.40	0.1380	22.40	0.1738
Highest		1	99	1	0	22.81	0.1910	23.81	0.2404
Lowest	16QAM	1	99	1	0	21.90	0.1549	22.90	0.1950
Middle		1	99	1	0	21.40	0.1380	22.40	0.1738
Highest		1	99	1	0	22.40	0.1738	23.40	0.2188
Lowest	64QAM	1	99	1	0	19.90	0.0977	20.90	0.1230
Middle		1	99	1	0	19.68	0.0929	20.68	0.1169
Highest		1	99	1	0	21.70	0.1479	22.70	0.1862
Limit	EIRP < 2W					Result		PASS	

LTE Band 7_CA / 20 + 15 MHz (GT - LC = 1 dB)									
Channel	Mode	PCC		SCC		Conducted		EIRP	
		RB		RB		Power (dBm)	Power (Watts)	EIRP(dBm)	EIRP(W)
		Size	Offset	Size	Offset				
Lowest	QPSK	1	99	1	0	21.90	0.1549	22.90	0.1950
Middle		1	99	1	0	21.20	0.1318	22.20	0.1660
Highest		1	99	1	0	22.80	0.1905	23.80	0.2399
Lowest	16QAM	1	99	1	0	21.80	0.1514	22.80	0.1905
Middle		1	99	1	0	21.30	0.1349	22.30	0.1698
Highest		1	99	1	0	22.60	0.1820	23.60	0.2291
Lowest	64QAM	1	99	1	0	20.30	0.1072	21.30	0.1349
Middle		1	99	1	0	20.57	0.1140	21.57	0.1435
Highest		1	99	1	0	20.21	0.1050	21.21	0.1321
Limit	EIRP < 2W					Result		PASS	

LTE Band 7_CA / 15 + 20 MHz (GT - LC = 1 dB)									
Channel	Mode	PCC		SCC		Conducted		EIRP	
		RB		RB		Power (dBm)	Power (Watts)	EIRP(dBm)	EIRP(W)
		Size	Offset	Size	Offset				
Lowest	QPSK	1	74	1	0	21.70	0.1479	22.70	0.1862
Middle		1	74	1	0	20.90	0.1230	21.90	0.1549
Highest		1	74	1	0	22.20	0.1660	23.20	0.2089
Lowest	16QAM	1	74	1	0	21.40	0.1380	22.40	0.1738
Middle		1	74	1	0	21.00	0.1259	22.00	0.1585
Highest		1	74	1	0	22.00	0.1585	23.00	0.1995
Lowest	64QAM	1	74	1	0	20.90	0.1230	21.90	0.1549
Middle		1	74	1	0	19.90	0.0977	20.90	0.1230
Highest		1	74	1	0	19.00	0.0794	20.00	0.1000
Limit	EIRP < 2W					Result		PASS	



LTE Band 7_CA / 20 + 10 MHz (GT - LC = 1 dB)									
Channel	Mode	PCC		SCC		Conducted		EIRP	
		RB		RB		Power (dBm)	Power (Watts)	EIRP(dBm)	EIRP(W)
		Size	Offset	Size	Offset				
Lowest	QPSK	1	99	1	0	22.00	0.1585	23.00	0.1995
Middle		1	99	1	0	21.40	0.1380	22.40	0.1738
Highest		1	99	1	0	22.60	0.1820	23.60	0.2291
Lowest	16QAM	1	99	1	0	21.80	0.1514	22.80	0.1905
Middle		1	99	1	0	21.40	0.1380	22.40	0.1738
Highest		1	99	1	0	22.40	0.1738	23.40	0.2188
Lowest	64QAM	1	99	1	0	21.40	0.1380	22.40	0.1738
Middle		1	99	1	0	21.20	0.1318	22.20	0.1660
Highest		1	99	1	0	22.21	0.1663	23.21	0.2094
Limit	EIRP < 2W				Result		PASS		

LTE Band 7_CA / 10 + 20 MHz (GT - LC = 1 dB)									
Channel	Mode	PCC		SCC		Conducted		EIRP	
		RB		RB		Power (dBm)	Power (Watts)	EIRP(dBm)	EIRP(W)
		Size	Offset	Size	Offset				
Lowest	QPSK	1	74	1	0	21.70	0.1479	22.70	0.1862
Middle		1	74	1	0	20.70	0.1175	21.70	0.1479
Highest		1	74	1	0	22.20	0.1660	23.20	0.2089
Lowest	16QAM	1	74	1	0	21.10	0.1288	22.10	0.1622
Middle		1	74	1	0	20.80	0.1202	21.80	0.1514
Highest		1	74	1	0	21.90	0.1549	22.90	0.1950
Lowest	64QAM	1	74	1	0	20.40	0.1096	21.40	0.1380
Middle		1	74	1	0	20.50	0.1122	21.50	0.1413
Highest		1	74	1	0	20.50	0.1122	21.50	0.1413
Limit	EIRP < 2W				Result		PASS		

LTE Band 7_CA / 15 + 15 MHz (GT - LC = 1 dB)									
Channel	Mode	PCC		SCC		Conducted		EIRP	
		RB		RB		Power (dBm)	Power (Watts)	EIRP(dBm)	EIRP(W)
		Size	Offset	Size	Offset				
Lowest	QPSK	1	74	1	0	21.80	0.1514	22.80	0.1905
Middle		1	74	1	0	20.90	0.1230	21.90	0.1549
Highest		1	74	1	0	22.50	0.1778	23.50	0.2239
Lowest	16QAM	1	74	1	0	21.40	0.1380	22.40	0.1738
Middle		1	74	1	0	21.00	0.1259	22.00	0.1585
Highest		1	74	1	0	22.20	0.1660	23.20	0.2089
Lowest	64QAM	1	74	1	0	20.90	0.1230	21.90	0.1549
Middle		1	74	1	0	20.50	0.1122	21.50	0.1413
Highest		1	74	1	0	21.90	0.1549	22.90	0.1950
Limit	EIRP < 2W				Result		PASS		



LTE Band 7_CA / 15 + 10 MHz (GT - LC = 1 dB)									
Channel	Mode	PCC		SCC		Conducted		EIRP	
		RB		RB					
		Size	Offset	Size	Offset	Power (dBm)	Power (Watts)	EIRP(dBm)	EIRP(W)
Lowest	QPSK	1	74	1	0	21.80	0.1514	22.80	0.1905
Middle		1	74	1	0	21.00	0.1259	22.00	0.1585
Highest		1	74	1	0	22.50	0.1778	23.50	0.2239
Lowest	16QAM	1	74	1	0	21.40	0.1380	22.40	0.1738
Middle		1	74	1	0	20.90	0.1230	21.90	0.1549
Highest		1	74	1	0	22.10	0.1622	23.10	0.2042
Lowest	64QAM	1	74	1	0	20.90	0.1230	21.90	0.1549
Middle		1	74	1	0	20.40	0.1096	21.40	0.1380
Highest		1	74	1	0	21.80	0.1514	22.80	0.1905
Limit	EIRP < 2W				Result		PASS		



LTE Band 41_CA / 20 + 20 MHz (GT - LC = 1 dB)									
Channel	Mode	PCC		SCC		Conducted		EIRP	
		RB		RB					
		Size	Offset	Size	Offset	Power (dBm)	Power (Watts)	EIRP(dBm)	EIRP(W)
Lowest	QPSK	0	0	1	99	21.40	0.1380	22.40	0.1738
Middle		0	0	1	99	22.52	0.1786	23.52	0.2249
Highest		0	0	1	99	21.56	0.1432	22.56	0.1803
Lowest	16QAM	0	0	1	99	21.38	0.1374	22.38	0.1730
Middle		0	0	1	99	22.57	0.1807	23.57	0.2275
Highest		0	0	1	99	21.53	0.1422	22.53	0.1791
Lowest	64QAM	0	0	1	99	21.37	0.1371	22.37	0.1726
Middle		0	0	1	99	22.53	0.1791	23.53	0.2254
Highest		0	0	1	99	21.55	0.1429	22.55	0.1799
Limit	EIRP < 2W				Result		PASS		

LTE Band 41_CA / 20 + 15 MHz (GT - LC = 1 dB)									
Channel	Mode	PCC		SCC		Conducted		EIRP	
		RB		RB					
		Size	Offset	Size	Offset	Power (dBm)	Power (Watts)	EIRP(dBm)	EIRP(W)
Lowest	QPSK	1	99	1	0	21.08	0.1282	22.08	0.1614
Middle		1	99	1	0	22.17	0.1648	23.17	0.2075
Highest		1	99	1	0	21.76	0.1500	22.76	0.1888
Lowest	16QAM	1	99	1	0	20.30	0.1072	21.30	0.1349
Middle		1	99	1	0	21.29	0.1346	22.29	0.1694
Highest		1	99	1	0	20.91	0.1233	21.91	0.1552
Lowest	64QAM	100	0	75	0	18.23	0.0665	19.23	0.0838
Middle		100	0	75	0	19.32	0.0855	20.32	0.1076
Highest		100	0	75	0	18.58	0.0721	19.58	0.0908
Limit	EIRP < 2W				Result		PASS		

LTE Band 41_CA / 15 + 20 MHz (GT - LC = 1 dB)									
Channel	Mode	PCC		SCC		Conducted		EIRP	
		RB		RB					
		Size	Offset	Size	Offset	Power (dBm)	Power (Watts)	EIRP(dBm)	EIRP(W)
Lowest	QPSK	1	74	1	0	20.31	0.1074	21.31	0.1352
Middle		1	74	1	0	19.98	0.0995	20.98	0.1253
Highest		1	74	1	0	19.75	0.0944	20.75	0.1189
Lowest	16QAM	1	74	1	0	19.63	0.0918	20.63	0.1156
Middle		1	74	1	0	19.25	0.0841	20.25	0.1059
Highest		1	74	1	0	18.95	0.0785	19.95	0.0989
Lowest	64QAM	75	0	100	0	17.98	0.0628	18.98	0.0791
Middle		75	0	100	0	17.21	0.0526	18.21	0.0662
Highest		75	0	100	0	16.43	0.0440	17.43	0.0553
Limit	EIRP < 2W				Result		PASS		



LTE Band 41_CA / 20 + 10 MHz (GT - LC = 1 dB)									
Channel	Mode	PCC		SCC		Conducted		EIRP	
		RB		RB		Power (dBm)	Power (Watts)	EIRP(dBm)	EIRP(W)
		Size	Offset	Size	Offset				
Lowest	QPSK	1	99	1	0	20.35	0.1084	21.35	0.1365
Middle		1	99	1	0	19.79	0.0953	20.79	0.1199
Highest		1	99	1	0	19.26	0.0843	20.26	0.1062
Lowest	16QAM	1	99	1	0	19.61	0.0914	20.61	0.1151
Middle		1	99	1	0	19.14	0.0820	20.14	0.1033
Highest		1	99	1	0	18.59	0.0723	19.59	0.0910
Lowest	64QAM	1	99	1	0	17.42	0.0552	18.42	0.0695
Middle		1	99	1	0	16.87	0.0486	17.87	0.0612
Highest		1	99	1	0	16.33	0.0430	17.33	0.0541
Limit	EIRP < 2W				Result		PASS		

LTE Band 41_CA / 10 + 20 MHz (GT - LC = 1 dB)									
Channel	Mode	PCC		SCC		Conducted		EIRP	
		RB		RB		Power (dBm)	Power (Watts)	EIRP(dBm)	EIRP(W)
		Size	Offset	Size	Offset				
Lowest	QPSK	1	49	1	0	20.23	0.1054	21.23	0.1327
Middle		1	49	1	0	20.03	0.1007	21.03	0.1268
Highest		1	49	1	0	19.69	0.0931	20.69	0.1172
Lowest	16QAM	1	49	1	0	19.56	0.0904	20.56	0.1138
Middle		1	49	1	0	19.31	0.0853	20.31	0.1074
Highest		1	49	1	0	19.00	0.0794	20.00	0.1000
Lowest	64QAM	1	49	1	0	17.17	0.0521	18.17	0.0656
Middle		1	49	1	0	17.07	0.0509	18.07	0.0641
Highest		1	49	1	0	16.72	0.0470	17.72	0.0592
Limit	EIRP < 2W				Result		PASS		

LTE Band 41_CA / 20 + 5 MHz (GT - LC = 1 dB)									
Channel	Mode	PCC		SCC		Conducted		EIRP	
		RB		RB		Power (dBm)	Power (Watts)	EIRP(dBm)	EIRP(W)
		Size	Offset	Size	Offset				
Lowest	QPSK	1	99	1	0	20.36	0.1086	21.36	0.1368
Middle		1	99	1	0	19.85	0.0966	20.85	0.1216
Highest		1	99	1	0	19.17	0.0826	20.17	0.1040
Lowest	16QAM	1	99	1	0	19.60	0.0912	20.60	0.1148
Middle		1	99	1	0	19.18	0.0828	20.18	0.1042
Highest		1	99	1	0	18.46	0.0701	19.46	0.0883
Lowest	64QAM	1	99	1	0	17.41	0.0551	18.41	0.0693
Middle		1	99	1	0	16.90	0.0490	17.90	0.0617
Highest		1	99	1	0	16.20	0.0417	17.20	0.0525
Limit	EIRP < 2W				Result		PASS		



LTE Band 41_CA / 5 + 20 MHz (GT - LC = 1 dB)									
Channel	Mode	PCC		SCC		Conducted		EIRP	
		RB		RB		Power (dBm)	Power (Watts)	EIRP(dBm)	EIRP(W)
		Size	Offset	Size	Offset				
Lowest	QPSK	1	24	1	0	20.30	0.1072	21.30	0.1349
Middle		1	24	1	0	20.32	0.1076	21.32	0.1355
Highest		1	24	1	0	19.84	0.0964	20.84	0.1213
Lowest	16QAM	1	24	1	0	19.55	0.0902	20.55	0.1135
Middle		1	24	1	0	19.52	0.0895	20.52	0.1127
Highest		1	24	1	0	19.05	0.0804	20.05	0.1012
Lowest	64QAM	1	24	1	0	17.30	0.0537	18.30	0.0676
Middle		1	24	1	0	17.16	0.0520	18.16	0.0655
Highest		1	24	1	0	16.78	0.0476	17.78	0.0600
Limit	EIRP < 2W					Result		PASS	

LTE Band 41_CA / 15 + 10 MHz (GT - LC = 1 dB)									
Channel	Mode	PCC		SCC		Conducted		EIRP	
		RB		RB		Power (dBm)	Power (Watts)	EIRP(dBm)	EIRP(W)
		Size	Offset	Size	Offset				
Lowest	QPSK	1	74	1	0	20.38	0.1091	21.38	0.1374
Middle		1	74	1	0	19.92	0.0982	20.92	0.1236
Highest		1	74	1	0	19.41	0.0873	20.41	0.1099
Lowest	16QAM	1	74	1	0	19.70	0.0933	20.70	0.1175
Middle		1	74	1	0	19.22	0.0836	20.22	0.1052
Highest		1	74	1	0	18.69	0.0740	19.69	0.0931
Lowest	64QAM	75	0	50	0	17.46	0.0557	18.46	0.0701
Middle		75	0	50	0	17.14	0.0518	18.14	0.0652
Highest		75	0	50	0	16.53	0.0450	17.53	0.0566
Limit	EIRP < 2W					Result		PASS	

LTE Band 41_CA / 10 + 15 MHz (GT - LC = 1 dB)									
Channel	Mode	PCC		SCC		Conducted		EIRP	
		RB		RB		Power (dBm)	Power (Watts)	EIRP(dBm)	EIRP(W)
		Size	Offset	Size	Offset				
Lowest	QPSK	1	49	1	0	20.24	0.1057	21.24	0.1330
Middle		1	49	1	0	20.01	0.1002	21.01	0.1262
Highest		1	49	1	0	19.54	0.0899	20.54	0.1132
Lowest	16QAM	1	49	1	0	19.56	0.0904	20.56	0.1138
Middle		1	49	1	0	19.33	0.0857	20.33	0.1079
Highest		1	49	1	0	18.81	0.0760	19.81	0.0957
Lowest	64QAM	50	0	75	0	17.40	0.0550	18.40	0.0692
Middle		50	0	75	0	17.22	0.0527	18.22	0.0664
Highest		50	0	75	0	16.24	0.0421	17.24	0.0530
Limit	EIRP < 2W					Result		PASS	



LTE Band 41_CA / 15 + 15 MHz (GT - LC = 1 dB)									
Channel	Mode	PCC		SCC		Conducted		EIRP	
		RB		RB		Power (dBm)	Power (Watts)	EIRP(dBm)	EIRP(W)
		Size	Offset	Size	Offset				
Lowest	QPSK	1	74	1	0	20.40	0.1096	21.40	0.1380
Middle		1	74	1	0	20.04	0.1009	21.04	0.1271
Highest		1	74	1	0	19.58	0.0908	20.58	0.1143
Lowest	16QAM	1	74	1	0	19.80	0.0955	20.80	0.1202
Middle		1	74	1	0	19.25	0.0841	20.25	0.1059
Highest		1	74	1	0	18.85	0.0767	19.85	0.0966
Lowest	64QAM	1	74	1	0	17.52	0.0565	18.52	0.0711
Middle		1	74	1	0	17.08	0.0511	18.08	0.0643
Highest		1	74	1	0	16.60	0.0457	17.60	0.0575
Limit	EIRP < 2W					Result		PASS	



Radiated Spurious Emission

LTE Band 7 CA

LTE Band 7 / 20M + 20MHz / QPSK									
Channel	Frequency (MHz)	EIRP (dBm)	Limit (dBm)	Over Limit (dB)	SPA Reading (dBm)	S.G. Power (dBm)	TX Cable loss (dB)	TX Antenna Gain (dBi)	Polarization (H/V)
Lowest	5040	-50.94	-25	-25.94	-74.95	-61.98	1.62	12.66	H
	7560	-46.81	-25	-21.81	-74.48	-55.92	2.00	11.11	H
	10080	-43.53	-25	-18.53	-74.6	-52.37	2.40	11.24	H
									H
									H
									H
									H
	5040	-51.97	-25	-26.97	-75.6	-63.01	1.62	12.66	V
	7560	-47.12	-25	-22.12	-74.75	-56.23	2.00	11.11	V
	10080	-42.77	-25	-17.77	-74.46	-51.61	2.40	11.24	V
									V
									V
									V
									V



Middle	5070	-52.53	-25	-27.53	-76.55	-63.60	1.63	12.70	H
	7605	-46.96	-25	-21.96	-74.47	-56.08	2.00	11.12	H
	10140	-43.27	-25	-18.27	-74.48	-52.06	2.40	11.19	H
									H
									H
									H
									H
	5070	-52.40	-25	-27.40	-76.06	-63.47	1.63	12.70	V
	7605	-46.62	-25	-21.62	-74.06	-55.74	2.00	11.12	V
	10140	-42.33	-25	-17.33	-74.01	-51.12	2.40	11.19	V
									V
									V
									V
									V
Highest	5100	-52.49	-25	-27.49	-76.51	-63.59	1.64	12.74	H
	7650	-46.04	-25	-21.04	-73.53	-55.16	2.01	11.13	H
	10200	-43.10	-25	-18.10	-74.4	-51.84	2.40	11.14	H
									H
									H
									H
									H
	5100	-52.51	-25	-27.51	-76.23	-63.61	1.64	12.74	V
	7650	-45.76	-25	-20.76	-73.13	-54.88	2.01	11.13	V
	10200	-42.79	-25	-17.79	-74.45	-51.53	2.40	11.14	V
									V
									V
									V
									V

Remark: Spurious emissions within 30-1000MHz were found more than 20dB below limit line.



LTE Band 41 CA

LTE Band 41 / 20M + 20MHz / QPSK									
Channel	Frequency (MHz)	EIRP (dBm)	Limit (dBm)	Over Limit (dB)	SPA Reading (dBm)	S.G. Power (dBm)	TX Cable loss (dB)	TX Antenna Gain (dBi)	Polarization (H/V)
Lowest	5034	-52.10	-25	-27.10	-76.1	-63.13	1.62	12.65	H
	7548	-46.93	-25	-21.93	-74.68	-56.04	2.00	11.11	H
	10062	-43.65	-25	-18.65	-74.69	-52.50	2.40	11.25	H
									H
									H
									H
									H
	5034	-52.60	-25	-27.60	-76.2	-63.63	1.62	12.65	V
	7548	-46.61	-25	-21.61	-74.32	-55.72	2.00	11.11	V
	10062	-43.07	-25	-18.07	-74.76	-51.92	2.40	11.25	V
									V
									V
									V
									V
Middle	5184	-51.53	-25	-26.53	-75.57	-62.73	1.66	12.86	H
	7780	-45.76	-25	-20.76	-73.18	-54.89	2.03	11.16	H
	10377	-42.70	-25	-17.70	-74.37	-51.31	2.39	11.00	H
									H
									H
									H
									H
	5184	-52.34	-25	-27.34	-76.2	-63.54	1.66	12.86	V
	7780	-46.37	-25	-21.37	-73.51	-55.50	2.03	11.16	V
	10377	-42.76	-25	-17.76	-74.4	-51.37	2.39	11.00	V
									V
									V
									V
									V



Highest	5340	-50.86	-25	-25.86	-75.34	-62.24	1.70	13.08	H
	8010	-44.98	-25	-19.98	-73.56	-54.14	2.06	11.22	H
	10683	-42.22	-25	-17.22	-74.17	-50.63	2.49	10.90	H
									H
									H
									H
									H
	5340	-51.48	-25	-26.48	-75.62	-62.86	1.70	13.08	V
	8010	-44.88	-25	-19.88	-73.31	-54.04	2.06	11.22	V
	10683	-42.50	-25	-17.50	-74.2	-50.91	2.49	10.90	V
									V
									V
									V
									V

Remark: Spurious emissions within 30-1000MHz were found more than 20dB below limit line.



LTE Band 4 + LTE Band 12 CA

LTE Band 4 / 20M / QPSK + LTE Band 12 / 10M / QPSK									
Channel	Frequency (MHz)	ERP (dBm)	Limit (dBm)	Over Limit (dB)	SPA Reading (dBm)	S.G. Power (dBm)	TX Cable loss (dB)	TX Antenna Gain (dBi)	Polarization (H/V)
Lowest	1396	-52.38	-13	-39.38	-64.61	-57.01	0.84	7.62	H
	2413	-53.36	-13	-40.36	-69.32	-60.66	1.13	10.58	H
	2719	-52.49	-13	-39.49	-68.97	-60.10	1.20	10.96	H
	3106	-52.47	-13	-39.47	-70.29	-60.59	1.29	11.55	H
	3421	-53.23	-13	-40.23	-70.87	-62.04	1.35	12.31	H
	4123	-51.17	-13	-38.17	-72.07	-60.33	1.47	12.78	H
	5131	-48.31	-13	-35.31	-72.18	-57.30	1.64	12.78	H
	5752	-48.82	-13	-35.82	-74.60	-58.24	1.73	13.30	H
	1396	-51.29	-13	-38.29	-62.39	-55.92	0.84	7.62	V
	2413	-56.99	-13	-43.99	-72.96	-64.29	1.13	10.58	V
	2719	-55.22	-13	-42.22	-71.65	-62.83	1.20	10.96	V
	3106	-53.27	-13	-40.27	-71.43	-61.39	1.29	11.55	V
	3421	-55.22	-13	-42.22	-73.28	-64.03	1.35	12.31	V
	4123	-50.31	-13	-37.31	-71.28	-59.47	1.47	12.78	V
	5131	-50.69	-13	-37.69	-74.31	-59.68	1.64	12.78	V
	5752	-47.79	-13	-34.79	-72.84	-57.21	1.73	13.30	V



Middle	1405	-40.75	-13	-27.75	-53.02	-45.42	0.85	7.66	H
	2422	-46.70	-13	-33.70	-62.68	-54.01	1.13	10.59	H
	2746	-46.51	-13	-33.51	-63.11	-54.15	1.21	11.00	H
	3133	-46.09	-13	-33.09	-63.94	-54.27	1.29	11.62	H
	3448	-51.53	-13	-38.53	-69.49	-60.40	1.35	12.38	H
	4150	-44.30	-13	-31.30	-65.23	-53.45	1.47	12.77	H
	5167	-47.28	-13	-34.28	-71.16	-56.31	1.65	12.83	H
	5743	-47.18	-13	-34.18	-72.86	-56.60	1.73	13.30	H
	1405	-49.16	-13	-36.16	-60.20	-53.83	0.85	7.66	V
	2422	-56.12	-13	-43.12	-72.15	-63.43	1.13	10.59	V
	2746	-54.58	-13	-41.58	-71.13	-62.22	1.21	11.00	V
	3133	-52.19	-13	-39.19	-70.42	-60.37	1.29	11.62	V
	3448	-54.53	-13	-41.53	-72.88	-63.40	1.35	12.38	V
	4150	-48.44	-13	-35.44	-69.46	-57.59	1.47	12.77	V
	5167	-50.72	-13	-37.72	-74.39	-59.75	1.65	12.83	V
	5743	-48.77	-13	-35.77	-73.77	-58.19	1.73	13.30	V
Highest	1414	-50.65	-13	-37.65	-62.92	-55.36	0.85	7.70	H
	2440	-52.16	-13	-39.16	-68.14	-59.49	1.14	10.62	H
	2764	-47.96	-13	-34.96	-64.62	-55.61	1.21	11.02	H
	3151	-44.30	-13	-31.30	-62.21	-52.52	1.30	11.66	H
	3475	-53.75	-13	-40.75	-72.03	-62.68	1.36	12.44	H
	4177	-43.11	-13	-30.11	-64.07	-52.26	1.46	12.76	H
	5212	-45.19	-13	-32.19	-69.15	-54.27	1.67	12.90	H
	5743	-47.74	-13	-34.74	-73.42	-57.16	1.73	13.30	H
	1414	-50.47	-13	-37.47	-61.51	-55.18	0.85	7.70	V
	2440	-56.95	-13	-43.95	-73.03	-64.28	1.14	10.62	V
	2764	-53.14	-13	-40.14	-69.75	-60.79	1.21	11.02	V
	3151	-49.73	-13	-36.73	-68.08	-57.95	1.30	11.66	V
	3475	-54.90	-13	-41.90	-73.55	-63.83	1.36	12.44	V
	4177	-46.85	-13	-33.85	-67.94	-56.00	1.46	12.76	V
	5212	-48.68	-13	-35.68	-72.45	-57.76	1.67	12.90	V
	5743	-48.26	-13	-35.26	-73.26	-57.68	1.73	13.30	V

Remark: Spurious emissions within 30-1000MHz were found more than 20dB below limit line.