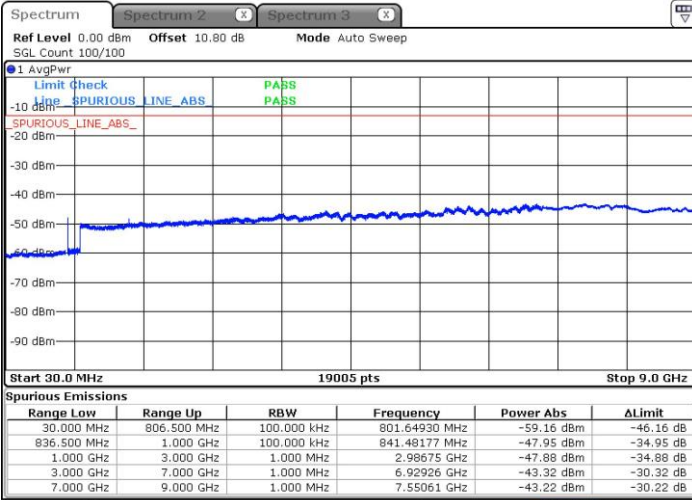




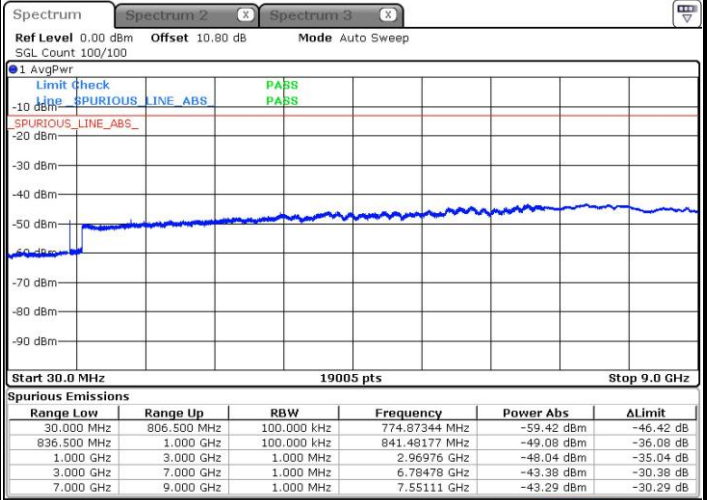
LTE Band 26 / 15MHz

Lowest Channel / QPSK

Lowest Channel / 16QAM



Date: 7.NOV.2018 00:51:19



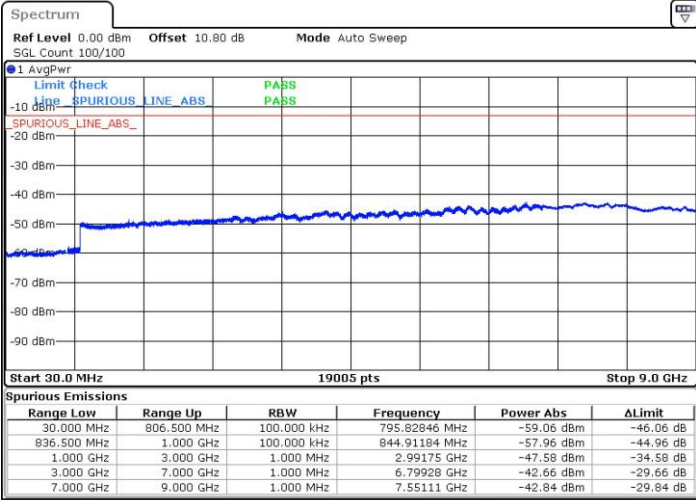
Date: 7.NOV.2018 00:52:10



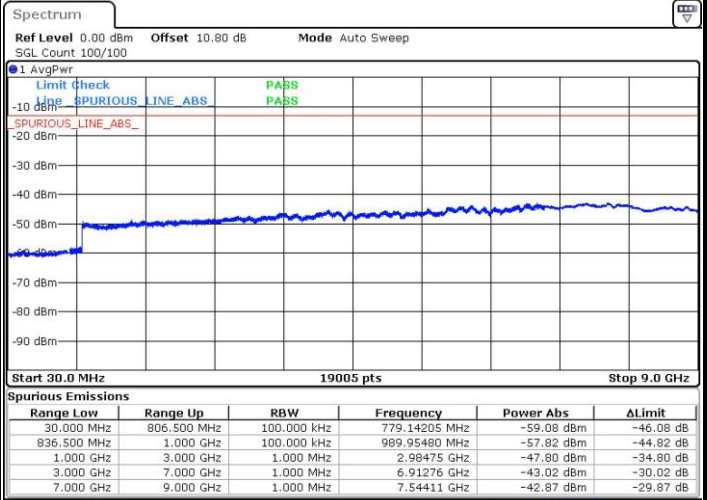
LTE Band 26 / 1.4MHz

Lowest Channel / 64QAM

Middle Channel / 64QAM

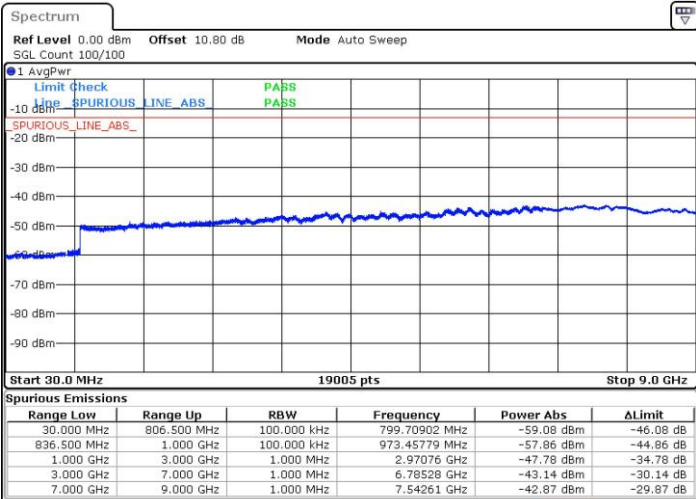


Date: 5.NOV.2018 21:50:14



Date: 5.NOV.2018 21:51:19

Highest Channel / 64QAM



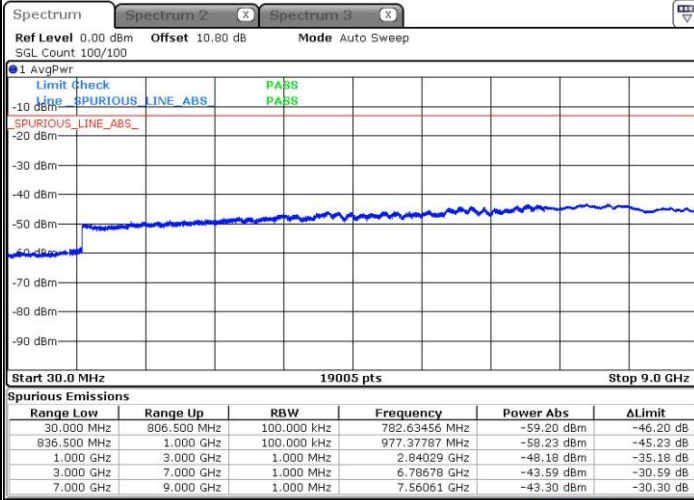
Date: 5.NOV.2018 21:52:23



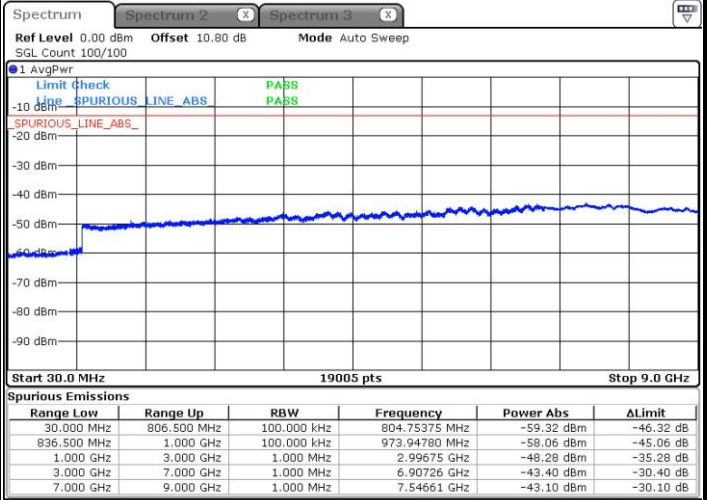
LTE Band 26 / 3MHz

Lowest Channel / 64QAM

Middle Channel / 64QAM

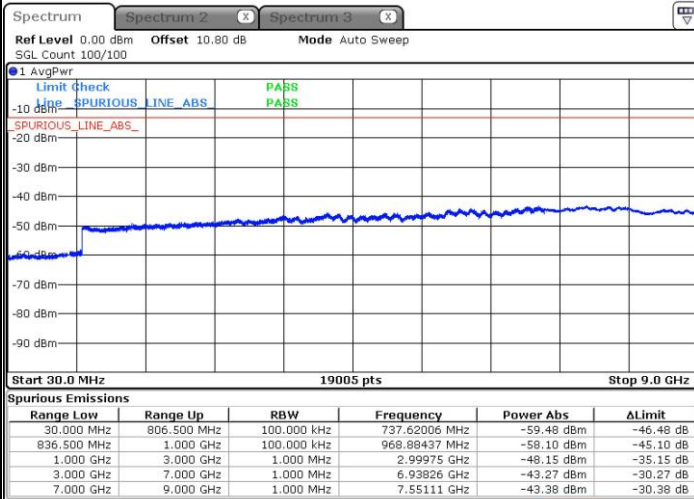


Date: 7.NOV.2018 00:21:46



Date: 7.NOV.2018 00:23:01

Highest Channel / 64QAM



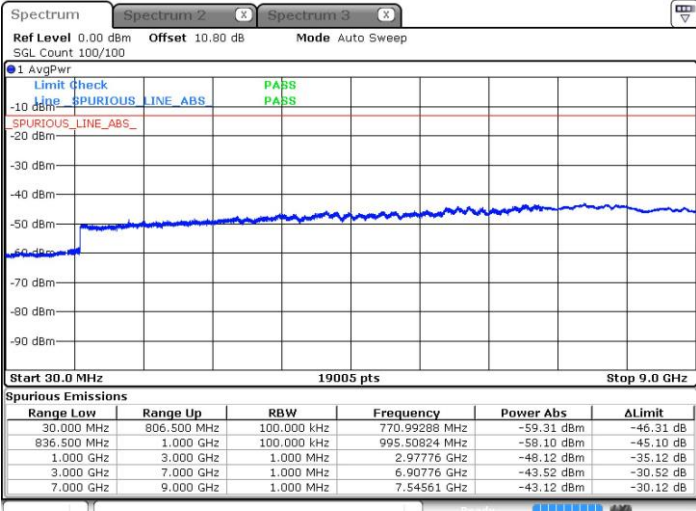
Date: 7.NOV.2018 00:24:16



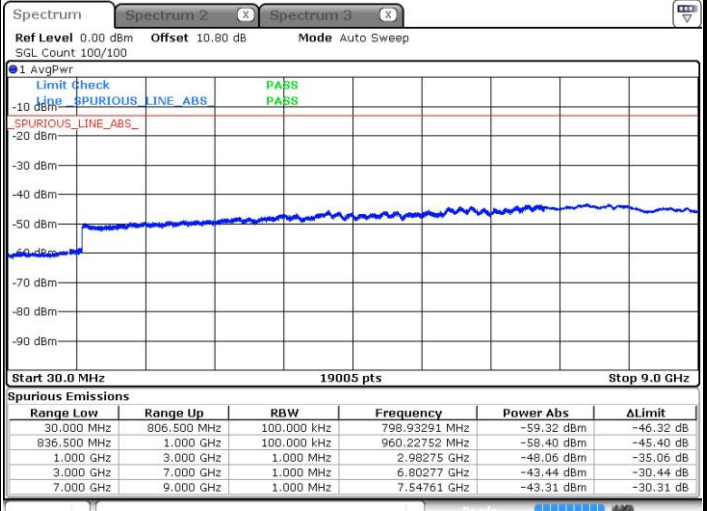
LTE Band 26 / 5MHz

Lowest Channel / 64QAM

Middle Channel / 64QAM

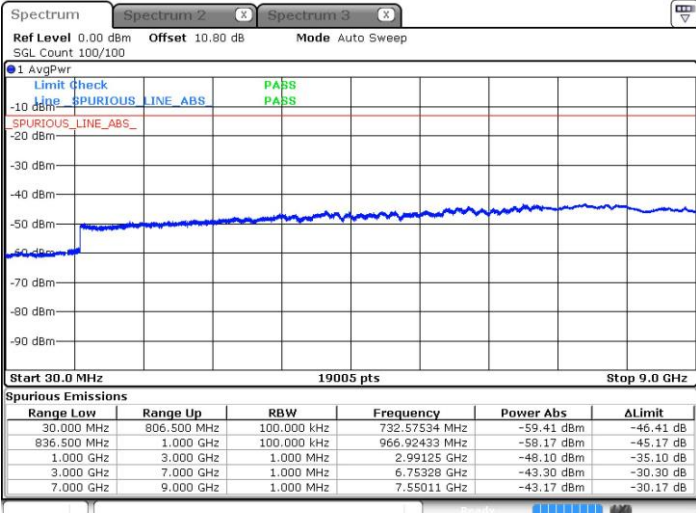


Date: 7.NOV.2018 00:25:30



Date: 7.NOV.2018 00:26:45

Highest Channel / 64QAM



Date: 7.NOV.2018 00:28:00



Frequency Stability

Test Conditions		LTE Band 26 (QPSK) / Middle Channel	Limit
Temperature (°C)	Voltage (Volt)	BW 10MHz	Note 2.
		Deviation (ppm)	Result
50	Normal Voltage	0.0018	PASS
40	Normal Voltage	0.0013	
30	Normal Voltage	0.0035	
20(Ref.)	Normal Voltage	0.0000	
10	Normal Voltage	0.0010	
0	Normal Voltage	0.0011	
-10	Normal Voltage	0.0001	
-20	Normal Voltage	0.0055	
-30	Normal Voltage	0.0044	
20	Maximum Voltage	0.0055	
20	Normal Voltage	0.0000	
20	Battery End Point	0.0070	

Note:

1. Normal Voltage =3.9 V. ; Battery End Point (BEP) =3.65 V. ; Maximum Voltage =4.3 V.
2. The frequency fundamental emissions stay within the authorized frequency block.



Test Conditions		LTE Band 26 (QPSK) / Low Channel	Limit
Temperature (°C)	Voltage (Volt)	BW 15MHz	Note 2.
		Deviation (ppm)	Result
50	Normal Voltage	0.0035	PASS
40	Normal Voltage	0.0030	
30	Normal Voltage	0.0045	
20(Ref.)	Normal Voltage	0.0000	
10	Normal Voltage	0.0034	
0	Normal Voltage	0.0047	
-10	Normal Voltage	0.0116	
-20	Normal Voltage	0.0083	
-30	Normal Voltage	0.0065	
20	Maximum Voltage	0.0089	
20	Normal Voltage	0.0000	
20	Battery End Point	0.0041	

Note:

- 1. Normal Voltage =3.9 V. ; Battery End Point (BEP) =3.65 V. ; Maximum Voltage =4.3 V.
- 2. The frequency fundamental emissions stay within the authorized frequency block.



Appendix B. Test Results of ERP and Radiated Test

ERP

<Reporting Only>

LTE Band 26 / 15MHz (Channel 26765)							
Channel	Mode	RB		Conducted		ERP	
		Size	Offset	Power (dBm)	Power (Watts)	ERP(dBm)	ERP(W)
Lowest	QPSK	1	0	22.91	0.20	17.66	0.06
Middle		-	-	-	-	-	-
Highest		-	-	-	-	-	-
Lowest	16QAM	1	0	22.00	0.16	16.75	0.05
Middle		-	-	-	-	-	-
Highest		-	-	-	-	-	-
Lowest	64QAM	1	0	21.00	0.13	15.75	0.04
Middle		-	-	-	-	-	-
Highest		-	-	-	-	-	-
Limit	ERP < 7W			Result		PASS	



Radiated Spurious Emission

Part 90S LTE Band 26

Part 90S LTE Band 26 / 3MHz / QPSK									
Channel	Frequency (MHz)	ERP (dBm)	Limit (dBm)	Over Limit (dB)	SPA Reading (dBm)	S.G. Power (dBm)	TX Cable loss (dB)	TX Antenna Gain (dBi)	Polarization (H/V)
Lowest	1624	-59.90	-13	-46.90	-71.06	-65.41	0.91	8.57	H
	2443	-57.35	-13	-44.35	-73.34	-64.68	1.14	10.62	H
	3257	-55.83	-13	-42.83	-73.63	-64.28	1.32	11.92	H
									H
									H
									H
									H
	1624	-60.62	-13	-47.62	-71.31	-66.13	0.91	8.57	V
	2443	-57.68	-13	-44.68	-73.77	-65.01	1.14	10.62	V
	3257	-55.45	-13	-42.45	-73.73	-63.90	1.32	11.92	V
									V
									V
									V
									V



Part 90S LTE Band 26 / 3MHz / QPSK									
Channel	Frequency (MHz)	ERP (dBm)	Limit (dBm)	Over Limit (dB)	SPA Reading (dBm)	S.G. Power (dBm)	TX Cable loss (dB)	TX Antenna Gain (dBi)	Polarization (H/V)
Middle	1632	-54.45	-13	-41.45	-65.64	-59.99	0.91	8.60	H
	2456	-55.30	-13	-42.30	-71.31	-62.65	1.14	10.64	H
	3271	-55.90	-13	-42.90	-73.66	-64.38	1.32	11.95	H
									H
									H
									H
									H
	1632	-61.16	-13	-48.16	-71.88	-66.70	0.91	8.60	V
	2456	-53.88	-13	-40.88	-70.02	-61.23	1.14	10.64	V
	3271	-55.52	-13	-42.52	-73.75	-64.00	1.32	11.95	V
									V
									V
									V
									V
Highest	1640	-60.52	-13	-47.52	-71.75	-66.08	0.92	8.63	H
	2464	-57.83	-13	-44.83	-73.84	-65.19	1.14	10.65	H
	3285	-56.11	-13	-43.11	-73.88	-64.62	1.32	11.98	H
									H
									H
									H
									H
	1640	-60.29	-13	-47.29	-70.98	-65.85	0.92	8.63	V
	2464	-56.49	-13	-43.49	-72.63	-63.85	1.14	10.65	V
	3285	-55.73	-13	-42.73	-73.97	-64.24	1.32	11.98	V
									V
									V
									V
									V
								V	

Remark: Spurious emissions within 30-1000MHz were found more than 20dB below limit line.



Part 90S LTE Band 26 / 10MHz / QPSK									
Channel	Frequency (MHz)	ERP (dBm)	Limit (dBm)	Over Limit (dB)	SPA Reading (dBm)	S.G. Power (dBm)	TX Cable loss (dB)	TX Antenna Gain (dBi)	Polarization (H/V)
Middle	1632	-49.00	-13	-36.00	-60.19	-54.54	0.91	8.60	H
	2440	-50.39	-13	-37.39	-66.37	-57.72	1.14	10.62	H
	3258	-56.03	-13	-43.03	-73.83	-64.48	1.32	11.92	H
									H
									H
									H
									H
	1632	-60.76	-13	-47.76	-71.48	-66.30	0.91	8.60	V
	2440	-57.27	-13	-44.27	-73.35	-64.60	1.14	10.62	V
	3258	-55.49	-13	-42.49	-73.77	-63.94	1.32	11.92	V
									V
									V
									V
									V

Remark: Spurious emissions within 30-1000MHz were found more than 20dB below limit line.



Part 90S LTE Band 26 / 15MHz / QPSK									
Channel	Frequency (MHz)	ERP (dBm)	Limit (dBm)	Over Limit (dB)	SPA Reading (dBm)	S.G. Power (dBm)	TX Cable loss (dB)	TX Antenna Gain (dBi)	Polarization (H/V)
Lowest	1632	-41.17	-13	-28.17	-52.36	-46.71	0.91	8.60	H
	2444	-44.17	-13	-31.17	-60.16	-51.50	1.14	10.62	H
	3256	-55.67	-13	-42.67	-73.47	-64.12	1.32	11.91	H
	4072	-52.95	-13	-39.95	-73.8	-62.11	1.48	12.79	H
									H
									H
									H
	1632	-44.18	-13	-31.18	-54.9	-49.72	0.91	8.60	V
	2444	-40.18	-13	-27.18	-56.27	-47.51	1.14	10.62	V
	3256	-55.15	-13	-42.15	-73.43	-63.60	1.32	11.91	V
	4072	-52.63	-13	-39.63	-73.48	-61.79	1.48	12.79	V
									V
									V
									V

Remark: Spurious emissions within 30-1000MHz were found more than 20dB below limit line.