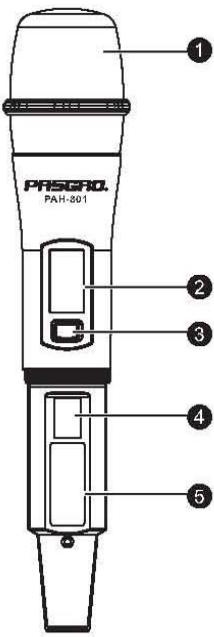


AT-4200 features:

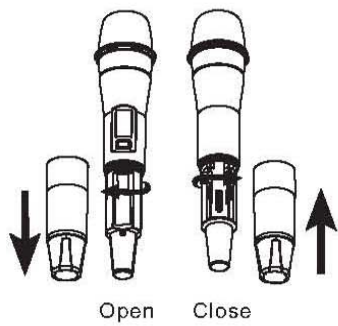


Function:

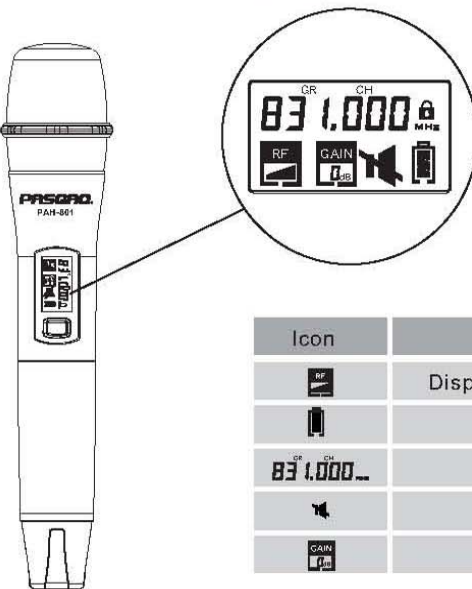
- ① Microphone head
- ② LED liquid crystal display
- ③ The power switch, touch a seconds can be open or closed (including mute setting).
- ④ Infrared frequency (IR) port
- ⑤ Battery cover

Changing batteries:

Two alkaline batteries expected about 10 hours time. When the display power indicator and flashing, the battery should be replaced immediately (as shown below).



The transmitter display function:



Icon	Function
	Display power of transmitter intensity
	Battery power display
	The frequency of useing
	Mute symbol
	Microphone gain value

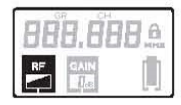
Mute: tap again to open the key, hand-held transmitter is muted, display the icon display, Tap again to clear the mute.

The main function of the transmitter

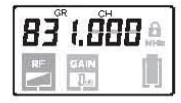
(1) The microphone gain adjustment: display gain number.



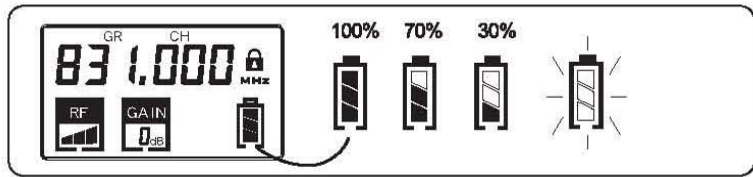
(2) The transmit power adjustment: display power number.



(3) Frequency of use confirmation: display frequency.



(4)Low power tips: when the battery power is less than 1.8V, such as forced open the launcher, an icon display , three seconds after the microphone off automatically, should the battery icon shows 30% to replace the battery.



Note :(1) (2) feature in the receiver set, through the infrared frequency can be achieved.

Specifications

- Maximum audio input level
0dBV
- SIZE (including a microphone head)
250mm*50mm diameter
- Weight
360g(without battery)
- Power requested
Two 1.5V "AA" charging battery
- Battery life
>10 hours (alkalescence)

§ 15.21 Information to user.

Any Changes or modifications not expressly approved by the party responsible for compliance could void the user's authority to operate the equipment.

§ 15.105 Information to the user.

Note: This equipment has been tested and found to comply with the limits for a Class B

digital device, pursuant to part 15 of the FCC Rules. These limits are designed to

provide reasonable protection against harmful interference in a residential installation.

This equipment generates uses and can radiate radio frequency energy and, if not

installed and used in accordance with the instructions, may cause harmful interference

to radio communications. However, there is no guarantee that interference will not

occur in a particular installation. If this equipment does cause harmful interference to

radio or television reception, which can be determined by turning the equipment off and

on, the user is encouraged to try to correct the interference by one or more of the

following measures:

- Reorient or relocate the receiving antenna.

- Increase the separation between the equipment and receiver.

- Connect the equipment into an outlet on a circuit different from that to which the

receiver is connected.

- Consult the dealer or an experienced radio/TV technician for help.