

1

FEEL JOYO ENJOY MUSIC

Product introduction

Thank you for purchasing JOYO wireless microphone system MW-1! It's specially designed for moving-coil microphone, changing microphone into wireless one, user-friendly setup and without cables, suitable for various venues.

Features

- A built-in rechargeable lithium battery
- Transmission distance > 30 meters
- It adopts 5.8GHz ISM frequency band
- switchable channels
- Delay time < 5ms
- 24bit Audio Resolution with Sampling Frequency of 48K

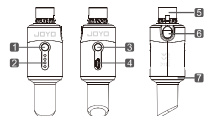
Caution

1. Do not disassemble or repair this product by yourself.
2. Do not use or store it to any heat sources, damp, dusty areas. Avoid violent vibrations or shock.
3. Do not drop this product otherwise it may malfunction.
4. Do not use alcohol or other cleaning fluids to clean this product.
5. This product works normally only when the transmitter and the receiver pairs up. It supports one-to-one and one-to-many.
6. Please make sure the transmitter and the receiver keep a distance away from wireless router or other wireless equipments during use.
7. Obstructions between the transmitter and the receiver may affect the transmission distance.
8. A maximum of 4 sets of transmitters and receivers can be used in the same place simultaneously.
9. If the red light flashes during use, it indicates low battery, please charge it in time.
10. Please turn off the transmitter and the receiver when not in use.
11. Due to one of the characteristics of lithium battery, there is a slight self-discharge. Therefore please charge the battery in 2 months so as to avoid low battery protection.
12. The lithium battery capacity decreases gradually after repeated charge and discharge, so this product's lifetime will be affected within acceptable degree with time.

2

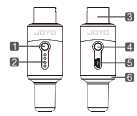
FEEL JOYO ENJOY MUSIC

Panel



Transmitter

- 1 Channel switch / Pairing Button
- 2 Channel indicator
- 3 Power switch-Long press it to turn on or turn off
- 4 Micro-USB Port
- 5 Female Port
- 6 Fastener button
- 7 Status indicator



Receiver

- 1 Pairing Button
- 2 Channel indicator
- 3 Female Port
- 4 Power switch-Long press it to turn on or turn off
- 5 Micro-USB Port
- 6 Status indicator

3

FEEL JOYO ENJOY MUSIC

Transmitter and Receiver Pairing

The default setting for MW-1 microphone wireless system is Channel 1, if you want to use other channels, please proceed according to the following steps:

1. Turn on the receiver and the transmitter.
2. Connect the receiver to the microphone and the transmitter to the mixer or other equipment.
3. You can long press the channel switch button to pair up the channels of the receiver and the transmitter, the signal is to be paired up when the status indicator flickers blue.
4. When they're paired successfully, the status indicators of both of the transmitter and the receiver become blue.

Specifications

MW-01 receiver
 Power supply mode: built-in lithium battery
 Cell capacity: 3.7V 400mAh
 Reception Sensitivity: -85dBm
 Received frequency: 5.8GHz frequency
 Anti-jamming method: Frequency hopping
 Signal Distortion < 0.02%
 Gain: 6 dB
 SNR: 105dB
 Frequency response: 20Hz - 20KHz
 Delay time < 5ms
 Sampling rate: 24-bit 48KHz
 Output impedance: 600Ω
 Port's type: XLR male port

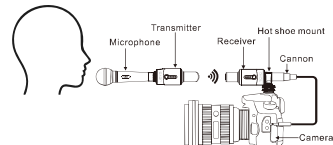
MW-01 transmitter
 Power supply mode: built-in lithium battery
 Cell capacity: 3.7V 400mAh
 Transmission power: 1dBm
 Working frequency: 5.8GHz frequency
 Anti-jamming method: Frequency hopping
 Frequency response: 20Hz - 20KHz
 Delay time < 5ms
 Sampling rate: 24-bit 48KHz
 Input impedance: 3.3K
 Port's type: XLR female port

4

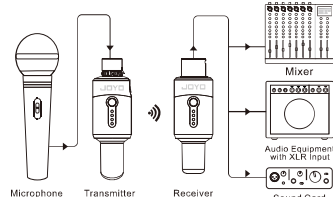
FEEL JOYO ENJOY MUSIC

Application scenarios

① Wireless recording



② Conventional use



5

FEEL JOYO ENJOY MUSIC

Battery charging

You can see the receiver and transmitter's battery level when you turn on the unit and the related channel's indicators.



When the status indicator starts to flicker in red, it indicates low battery, and it's time to charge the unit.



When the unit is being charged, the status indicator is in red. It goes off when it's fully charged.
*You can charge the transmitter and receiver simultaneously with the Dual Port USB Cable.

FCC Statement

This device complies with part 15 of the FCC Rules. Operation is subject to the following two conditions:

- (1) This device may not cause harmful interference, and
- (2) This device must accept any interference received, including interference that may cause undesired operation.

Caution: Any changes or modifications to this device not explicitly approved by manufacturer could void your authority to operate this equipment.

The device has been evaluated to meet general RF exposure requirement. The device can be used in portable exposure condition without restriction.

JOYO TECHNOLOGY CO., LTD

Address:

2/F, Lushi Industry Building, 28th District, Bao'an, Shenzhen, 518133 China.

www.joyoaudio.com

Email: info@joyoaudio.com

Tel: 0086-755-29765381