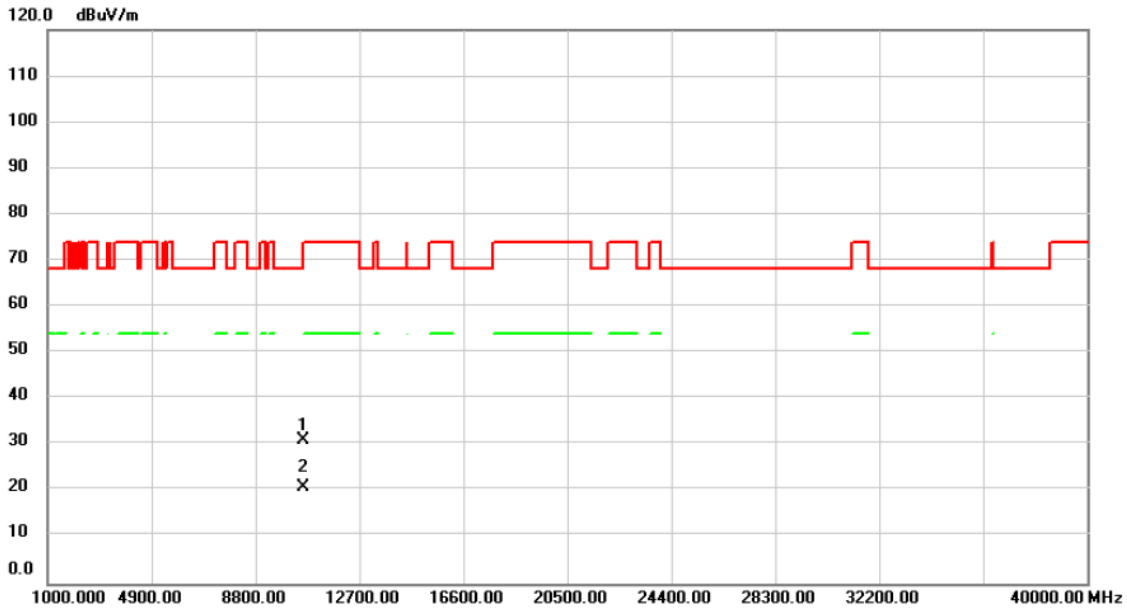


Test Mode	IEEE 802.11ac (VHT20)	Test Date	2024/4/23
Test Frequency	5300MHz	Polarization	Vertical
Temp	25°C	Hum.	65%

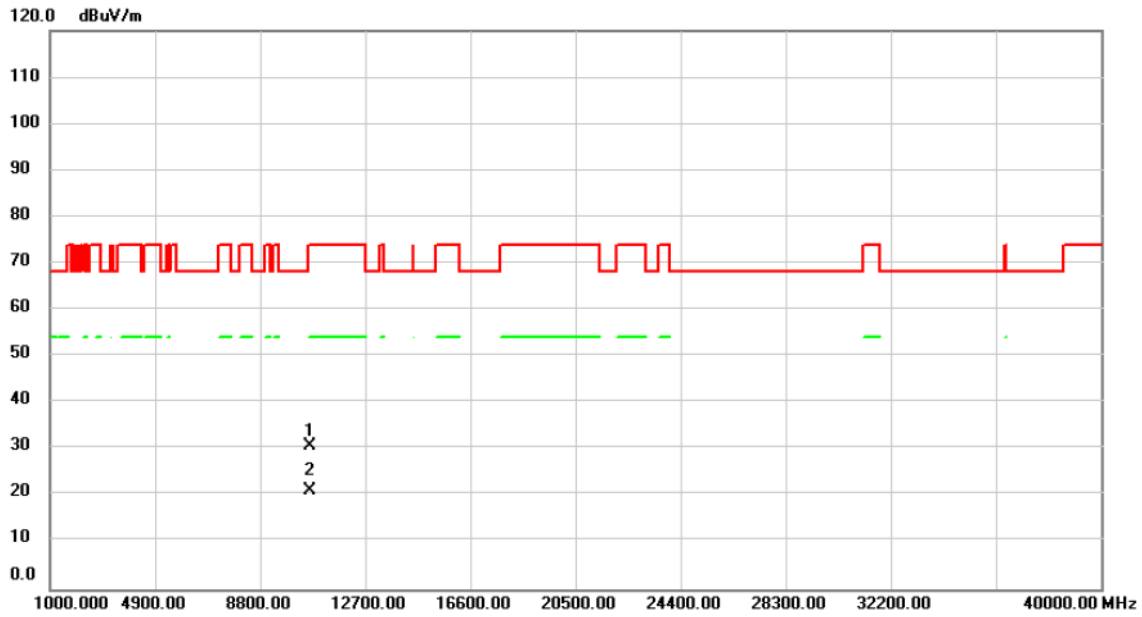


No.	Mk.	Freq. MHz	Reading Level dBuV	Correct Factor dB	Measure- ment dBuV/m	Limit dBuV/m	Margin dB	Detector	Antenna Height cm	Table Degree	Comment
1		10600.00	31.54	-0.41	31.13	68.20	-37.07	peak			
2	*	10600.00	21.12	-0.41	20.71	54.00	-33.29	AVG			

REMARKS:

- (1) Measurement Value = Reading Level + Correct Factor.
- (2) Margin Level = Measurement Value - Limit Value.

Test Mode	IEEE 802.11ac (VHT20)	Test Date	2024/4/23
Test Frequency	5320MHz	Polarization	Vertical
Temp	25°C	Hum.	65%

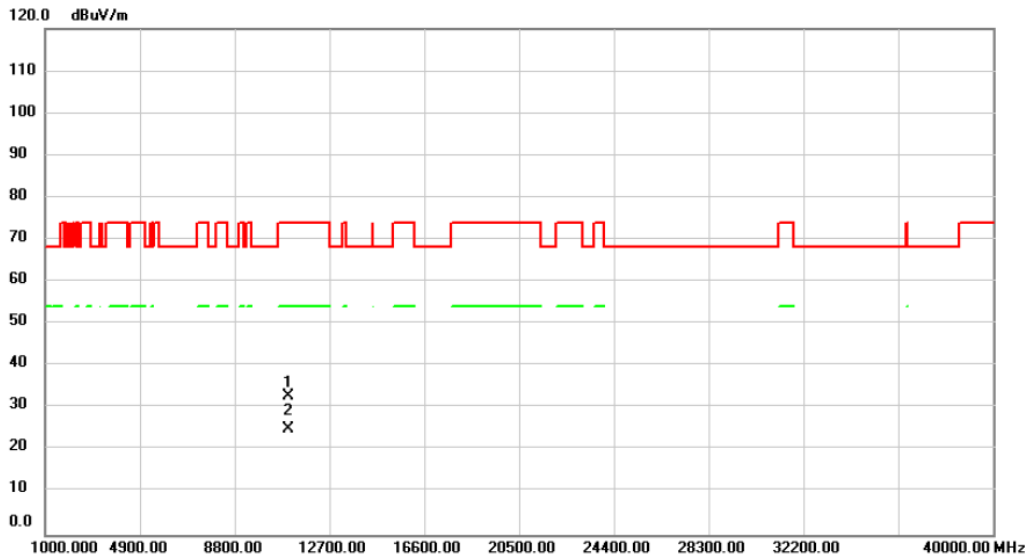


No.	Mk.	Freq.	Reading Level	Correct Factor	Measurement	Limit	Margin	Antenna Height	Table Degree	
		MHz	dBuV	dB	dBuV/m	dBuV/m	dB	cm	degree	Comment
1		10640.00	31.22	-0.41	30.81	74.00	-43.19			peak
2	*	10640.00	21.51	-0.41	21.10	54.00	-32.90			AVG

REMARKS:

- (1) Measurement Value = Reading Level + Correct Factor.
- (2) Margin Level = Measurement Value - Limit Value.

Test Mode	IEEE 802.11ac (VHT20)	Test Date	2024/4/23
Test Frequency	5500MHz	Polarization	Vertical
Temp	25°C	Hum.	65%

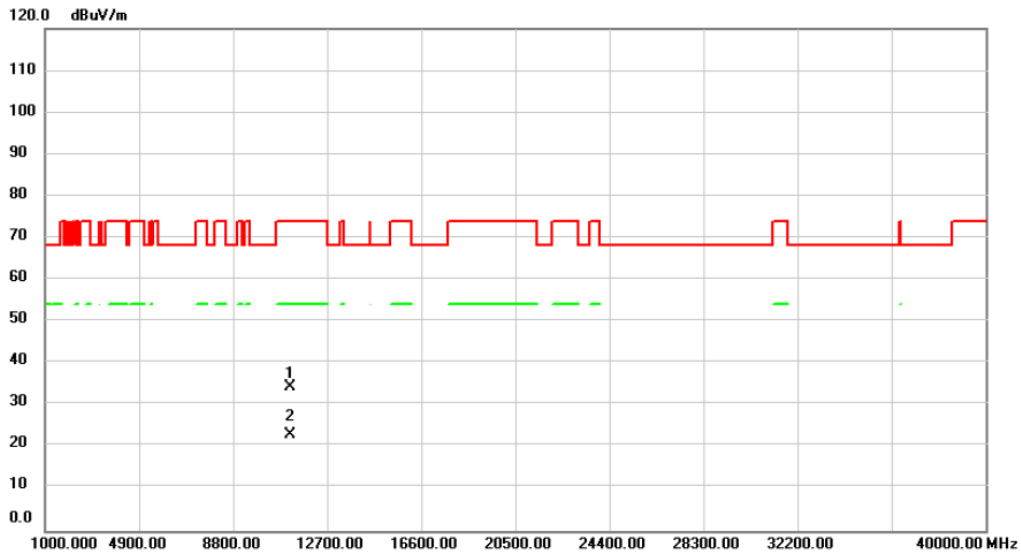


No. Mk.	Freq. MHz	Reading Level dBuV	Correct Factor dB	Measurement dBuV/m	Limit dBuV/m	Margin dB	Detector	Antenna Height cm	Table Degree	Comment
1	11000.00	33.14	-0.27	32.87	74.00	-41.13	peak			
2 *	11000.00	25.34	-0.27	25.07	54.00	-28.93	AVG			

REMARKS:

- (1) Measurement Value = Reading Level + Correct Factor.
- (2) Margin Level = Measurement Value - Limit Value.

Test Mode	IEEE 802.11ac (VHT20)	Test Date	2024/4/23
Test Frequency	5580MHz	Polarization	Vertical
Temp	25°C	Hum.	65%

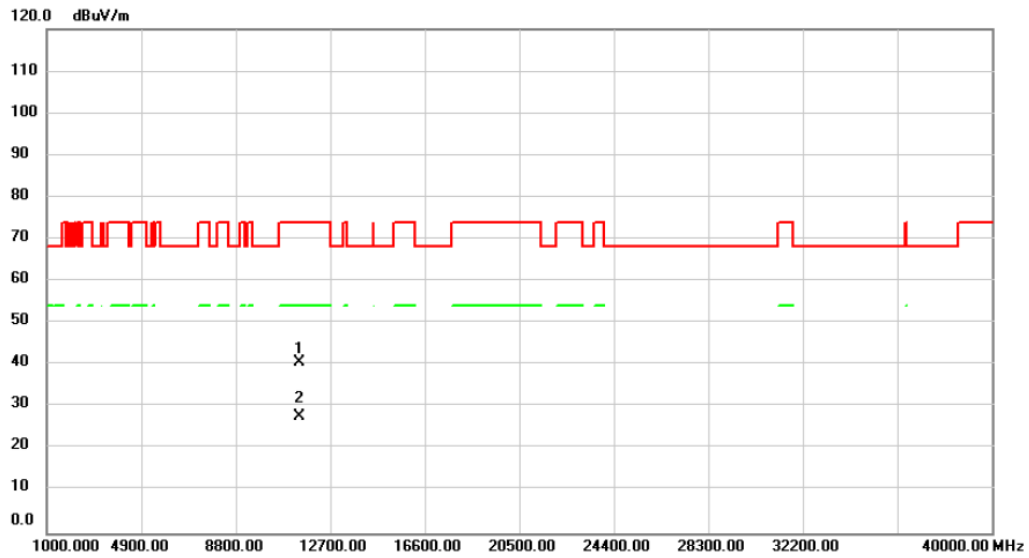


No.	Mk.	Freq. MHz	Reading Level dBuV	Correct Factor dB	Measure- ment dBuV/m	Limit dBuV/m	Margin dB	Detector	Antenna Height cm	Table Degree degree	Comment
1		11160.00	34.13	0.08	34.21	74.00	-39.79	peak			
2	*	11160.00	22.82	0.08	22.90	54.00	-31.10	AVG			

REMARKS:

- (1) Measurement Value = Reading Level + Correct Factor.
- (2) Margin Level = Measurement Value - Limit Value.

Test Mode	IEEE 802.11ac (VHT20)	Test Date	2024/4/22
Test Frequency	5700MHz	Polarization	Vertical
Temp	25°C	Hum.	65%

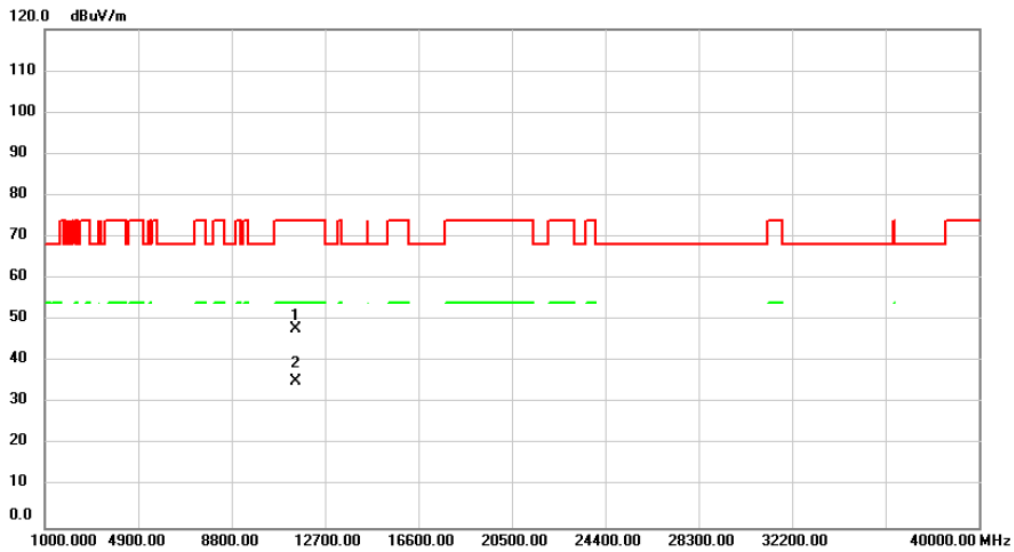


No.	Mk.	Freq.	Reading Level	Correct Factor	Measurement	Limit	Margin	Antenna Height	Table Degree	Comment
		MHz	dBuV	dB	dBuV/m	dBuV/m	dB	cm	degree	
1		11400.00	40.19	0.61	40.80	74.00	-33.20	peak		
2	*	11400.00	27.14	0.61	27.75	54.00	-26.25	AVG		

REMARKS:

- (1) Measurement Value = Reading Level + Correct Factor.
- (2) Margin Level = Measurement Value - Limit Value.

Test Mode	IEEE 802.11ac (VHT20)	Test Date	2024/4/22
Test Frequency	5745MHz	Polarization	Vertical
Temp	25°C	Hum.	65%

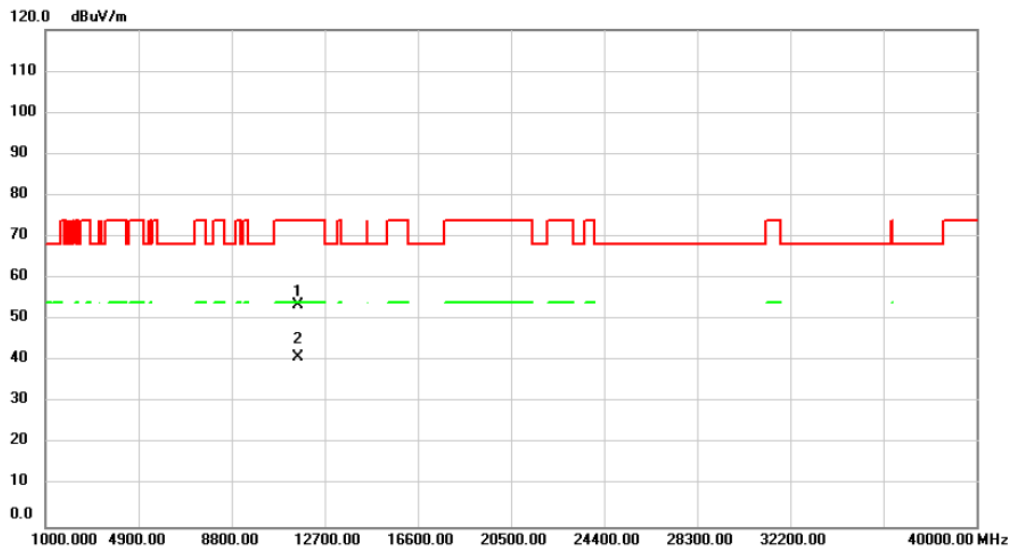


No.	Mk.	Freq.	Reading Level	Correct Factor	Measurement	Limit	Margin	Antenna Height	Table Degree	
		MHz	dBuV	dB	dBuV/m	dBuV/m	dB	cm	degree	Comment
1		11490.00	47.18	0.82	48.00	74.00	-26.00			peak
2	*	11490.00	34.49	0.82	35.31	54.00	-18.69			AVG

REMARKS:

- (1) Measurement Value = Reading Level + Correct Factor.
- (2) Margin Level = Measurement Value - Limit Value.

Test Mode	IEEE 802.11ac (VHT20)	Test Date	2024/4/22
Test Frequency	5785MHz	Polarization	Vertical
Temp	25°C	Hum.	65%

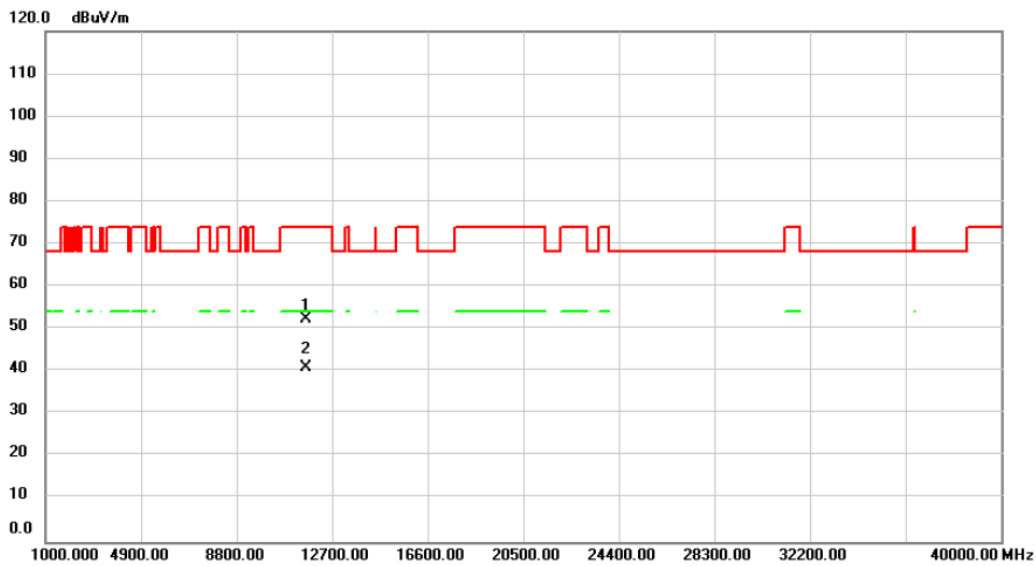


No.	Mk.	Freq.	Reading Level	Correct Factor	Measurement	Limit	Margin	Antenna Height	Table Degree	
		MHz	dBuV	dB	dBuV/m	dBuV/m	dB	cm	degree	Comment
1		11569.00	52.79	0.83	53.62	74.00	-20.38			peak
2	*	11569.00	40.23	0.83	41.06	54.00	-12.94			AVG

REMARKS:

- (1) Measurement Value = Reading Level + Correct Factor.
- (2) Margin Level = Measurement Value - Limit Value.

Test Mode	IEEE 802.11ac (VHT20)	Test Date	2024/4/22
Test Frequency	5825MHz	Polarization	Vertical
Temp	25°C	Hum.	65%

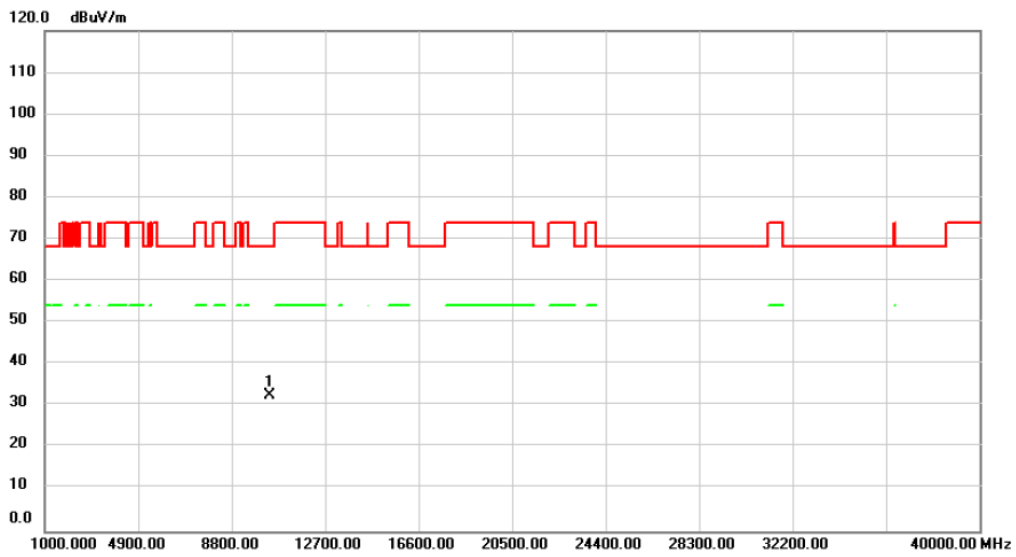


No. Mk.	Freq. MHz	Reading Level dBuV	Correct Factor dB	Measurement dBuV/m	Limit dBuV/m	Margin dB	Detector	Antenna Height cm	Table Degree	Comment
1	11647.00	51.46	0.83	52.29	74.00	-21.71	peak			
2 *	11647.00	40.04	0.83	40.87	54.00	-13.13	AVG			

REMARKS:

- (1) Measurement Value = Reading Level + Correct Factor.
- (2) Margin Level = Measurement Value - Limit Value.

Test Mode	IEEE 802.11ac (VHT40)	Test Date	2024/4/22
Test Frequency	5190MHz	Polarization	Vertical
Temp	25°C	Hum.	65%

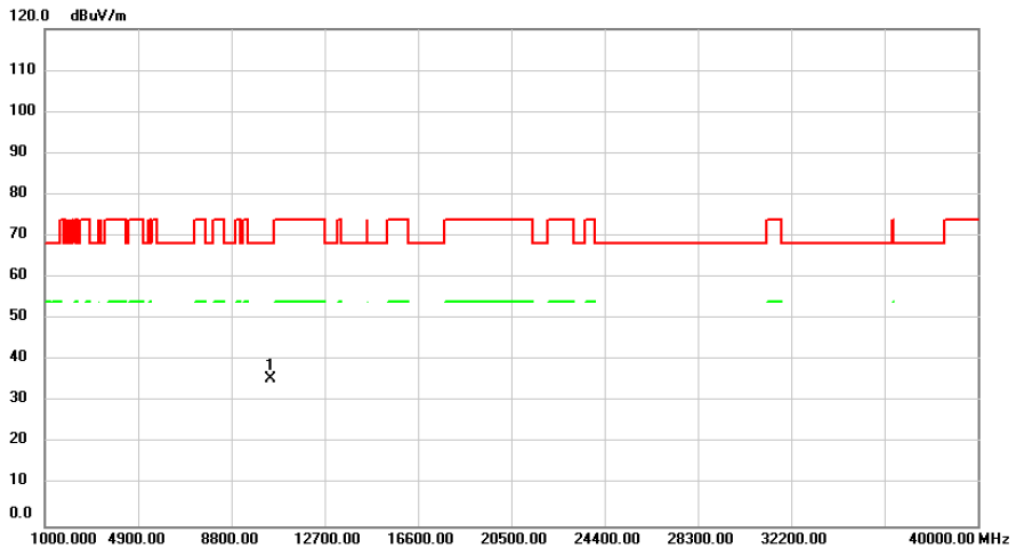


No.	Mk.	Freq.	Reading Level	Correct Factor	Measurement	Limit	Margin	Antenna Height	Table Degree	
		MHz	dBuV	dB	dBuV/m	dBuV/m	dB	cm	degree	Comment
1	*	10380.00	33.21	-0.57	32.64	68.20	-35.56	peak		

REMARKS:

- (1) Measurement Value = Reading Level + Correct Factor.
- (2) Margin Level = Measurement Value - Limit Value.

Test Mode	IEEE 802.11ac (VHT40)	Test Date	2024/4/22
Test Frequency	5230MHz	Polarization	Vertical
Temp	25°C	Hum.	65%

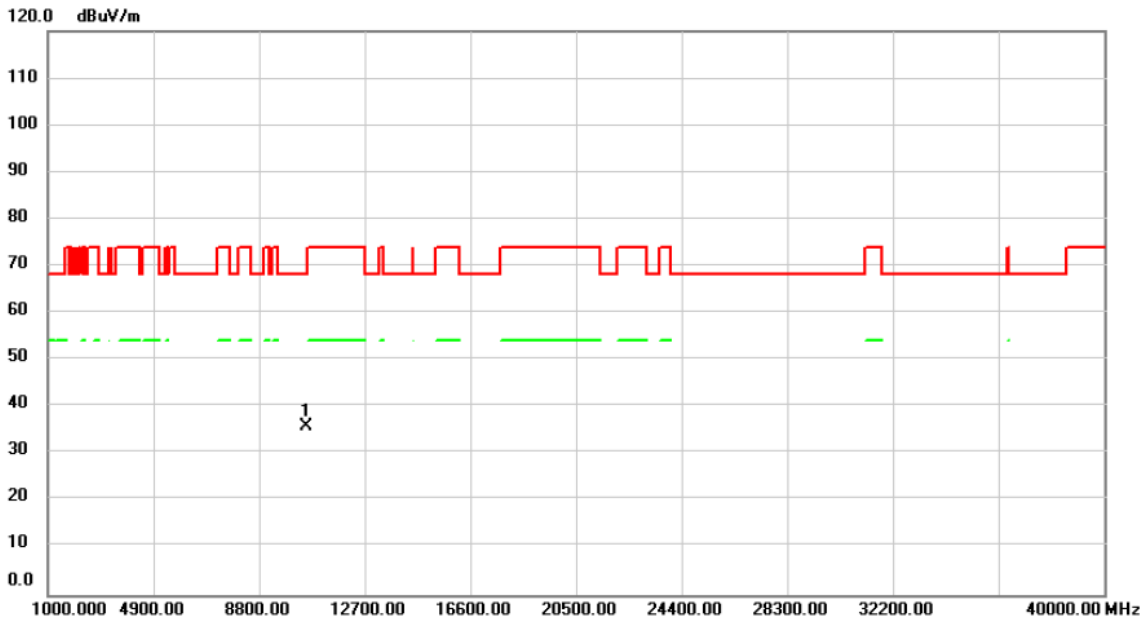


No. Mk.	Freq. MHz	Reading Level dBuV	Correct Factor dB	Measurement dBuV/m	Limit dBuV/m	Margin dB	Detector	Antenna Height cm	Table Degree	Comment
1 *	10460.00	36.02	-0.49	35.53	68.20	-32.67	peak			

REMARKS:

- (1) Measurement Value = Reading Level + Correct Factor.
- (2) Margin Level = Measurement Value - Limit Value.

Test Mode	IEEE 802.11ac (VHT40)	Test Date	2024/4/22
Test Frequency	5270MHz	Polarization	Vertical
Temp	25°C	Hum.	65%

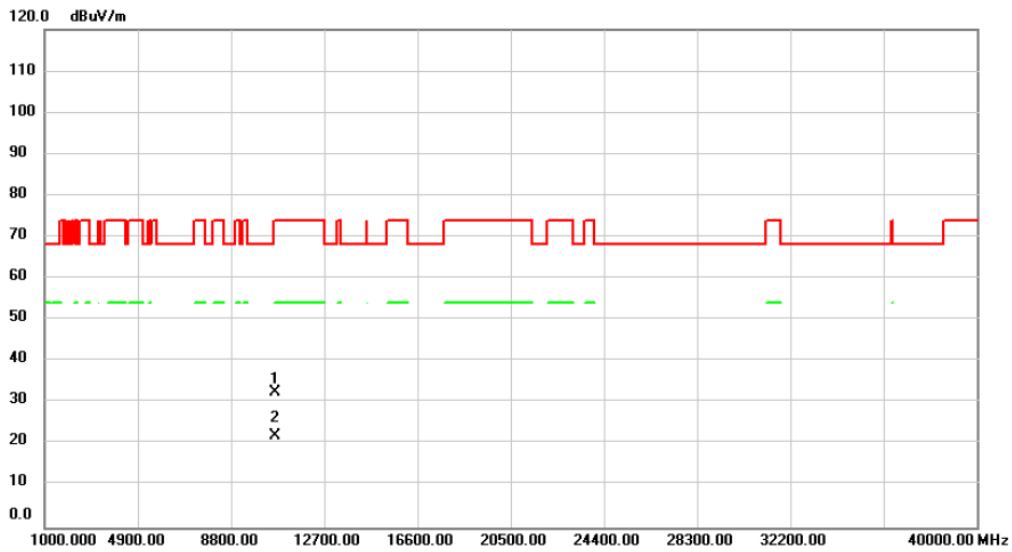


No.	Mk.	Freq.	Reading Level	Correct Factor	Measurement	Limit	Margin	Antenna Height	Table Degree	Comment
		MHz	dBuV	dB	dBuV/m	dBuV/m	dB	cm	degree	
1	*	10540.00	36.22	-0.44	35.78	68.20	-32.42	peak		

REMARKS:

- (1) Measurement Value = Reading Level + Correct Factor.
- (2) Margin Level = Measurement Value - Limit Value.

Test Mode	IEEE 802.11ac (VHT40)	Test Date	2024/4/22
Test Frequency	5310MHz	Polarization	Vertical
Temp	25°C	Hum.	65%

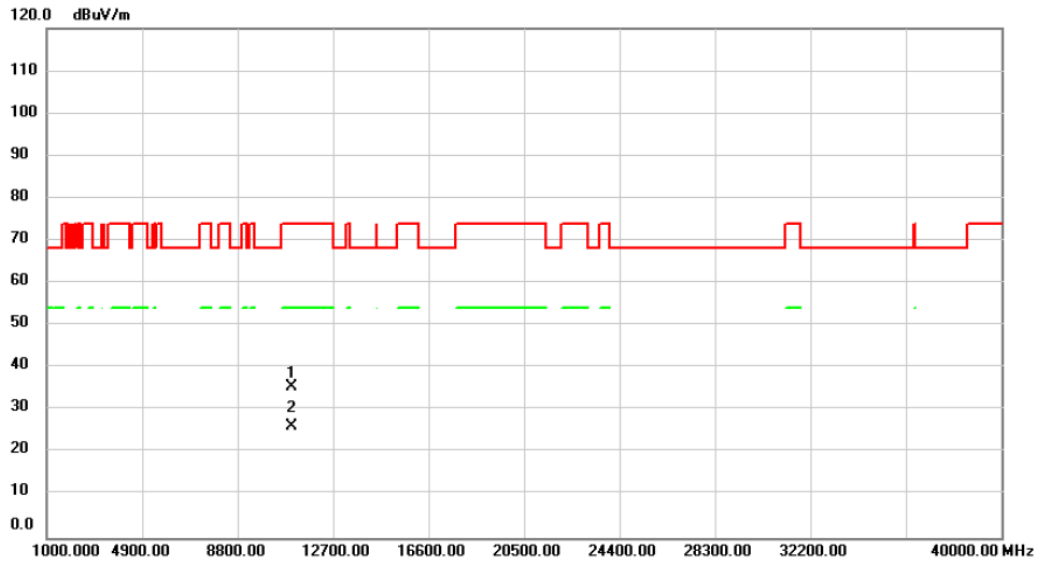


No.	Mk.	Freq.	Reading Level	Correct Factor	Measurement	Limit	Margin	Antenna Height	Table Degree	Comment
		MHz	dBuV	dB	dBuV/m	dBuV/m	dB	cm	degree	
1		10620.00	32.96	-0.40	32.56	74.00	-41.44	peak		
2	*	10620.00	22.44	-0.40	22.04	54.00	-31.96	AVG		

REMARKS:

- (1) Measurement Value = Reading Level + Correct Factor.
- (2) Margin Level = Measurement Value - Limit Value.

Test Mode	IEEE 802.11ac (VHT40)	Test Date	2024/4/22
Test Frequency	5510MHz	Polarization	Vertical
Temp	25°C	Hum.	65%

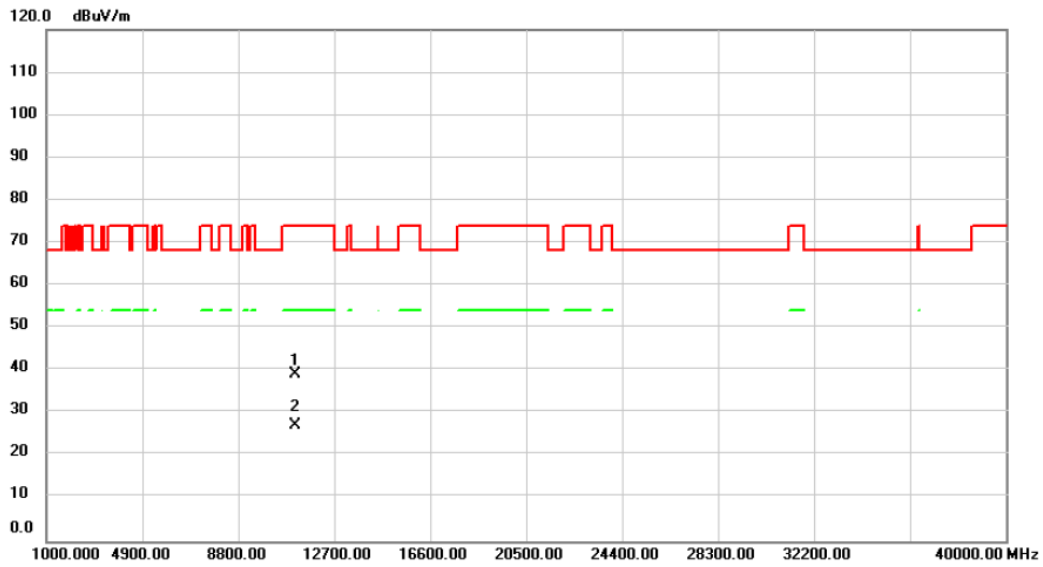


No. Mk.	Freq. MHz	Reading Level dBuV	Correct Factor dB	Measurement dBuV/m	Limit dBuV/m	Margin dB	Detector	Antenna Height cm	Table Degree	Comment
1	11020.00	35.68	-0.22	35.46	74.00	-38.54	peak			
2 *	11020.00	26.38	-0.22	26.16	54.00	-27.84	AVG			

REMARKS:

- (1) Measurement Value = Reading Level + Correct Factor.
- (2) Margin Level = Measurement Value - Limit Value.

Test Mode	IEEE 802.11ac (VHT40)	Test Date	2024/4/22
Test Frequency	5550MHz	Polarization	Vertical
Temp	25°C	Hum.	65%

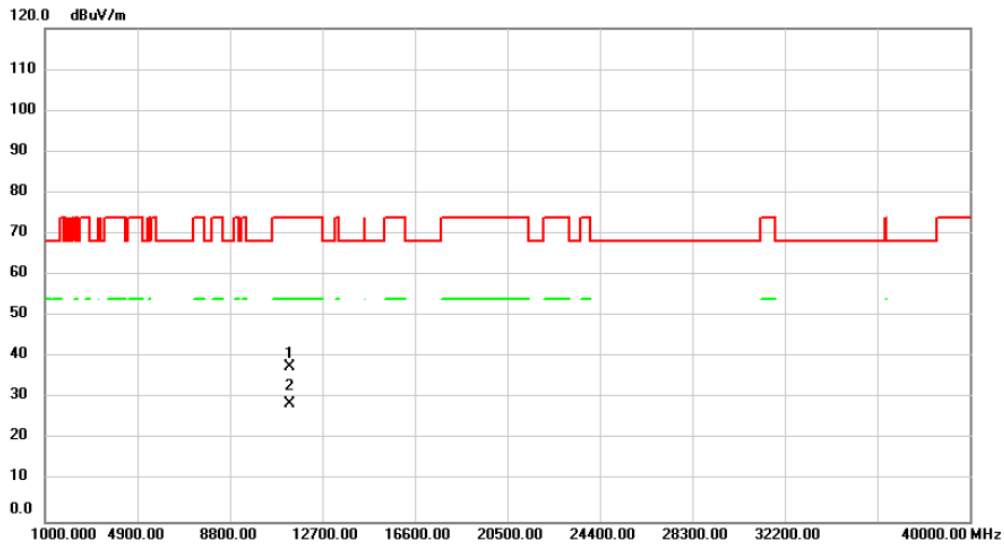


No.	Mk.	Freq.	Reading Level	Correct Factor	Measurement	Limit	Margin	Antenna Height	Table Degree	Comment
		MHz	dBuV	dB	dBuV/m	dBuV/m	dB	cm	degree	
1		11100.00	39.24	-0.04	39.20	74.00	-34.80			peak
2	*	11100.00	27.30	-0.04	27.26	54.00	-26.74			AVG

REMARKS:

- (1) Measurement Value = Reading Level + Correct Factor.
- (2) Margin Level = Measurement Value - Limit Value.

Test Mode	IEEE 802.11ac (VHT40)	Test Date	2024/4/22
Test Frequency	5670MHz	Polarization	Vertical
Temp	25°C	Hum.	65%

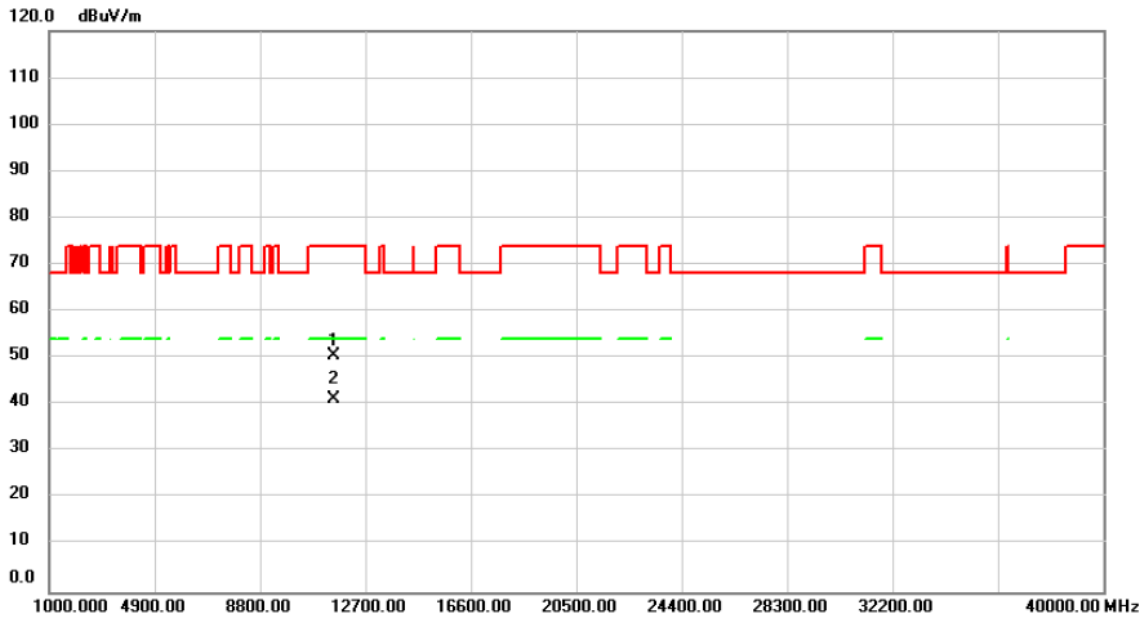


No.	Mk.	Freq. MHz	Reading Level dBuV	Correct Factor dB	Measure- ment dBuV/m	Limit dBuV/m	Margin dB	Antenna Height cm	Table Degree	Detector	Comment
1		11340.00	37.25	0.49	37.74	74.00	-36.26			peak	
2	*	11340.00	28.17	0.49	28.66	54.00	-25.34			AVG	

REMARKS:

- (1) Measurement Value = Reading Level + Correct Factor.
- (2) Margin Level = Measurement Value - Limit Value.

Test Mode	IEEE 802.11ac (VHT40)	Test Date	2024/4/22
Test Frequency	5755MHz	Polarization	Vertical
Temp	25°C	Hum.	65%

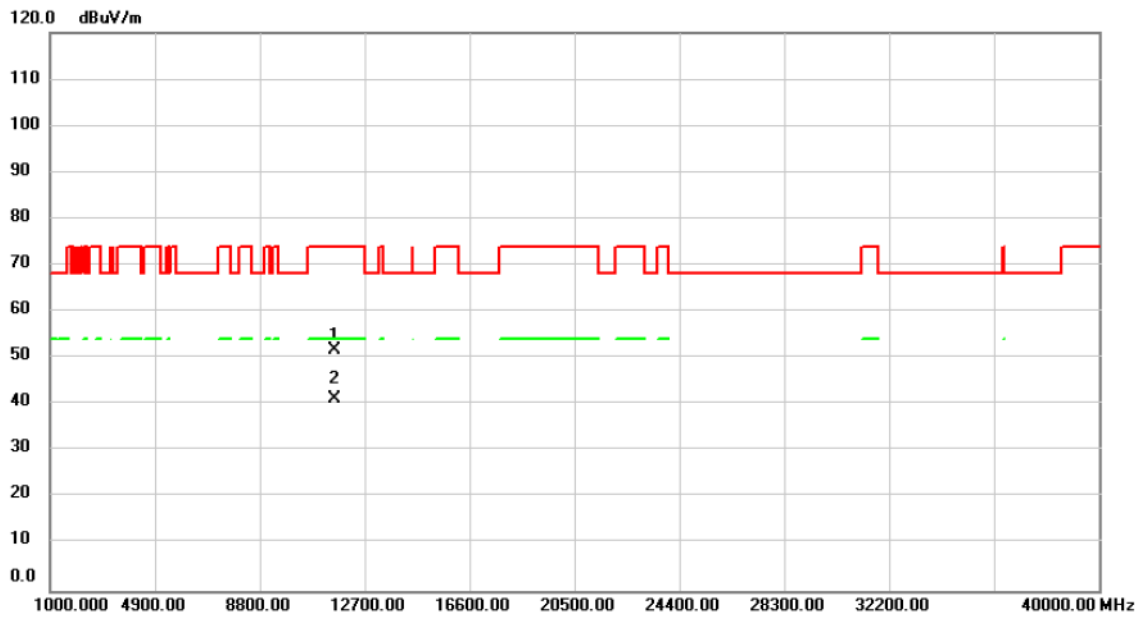


No.	Mk.	Freq.	Reading Level	Correct Factor	Measurement	Limit	Margin	Antenna Height	Table Degree	Comment
		MHz	dBuV	dB	dBuV/m	dBuV/m	dB	cm	degree	
1		11510.00	49.69	0.83	50.52	74.00	-23.48	peak		
2	*	11510.00	40.40	0.83	41.23	54.00	-12.77	AVG		

REMARKS:

- (1) Measurement Value = Reading Level + Correct Factor.
- (2) Margin Level = Measurement Value - Limit Value.

Test Mode	IEEE 802.11ac (VHT40)	Test Date	2024/4/22
Test Frequency	5795MHz	Polarization	Vertical
Temp	25°C	Hum.	65%

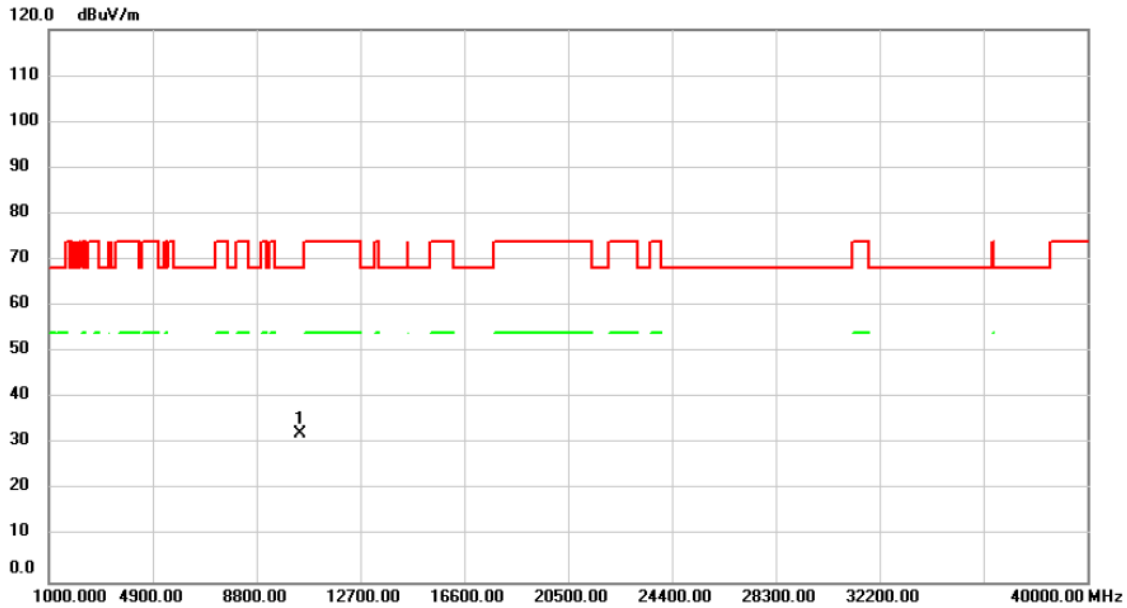


No. Mk.	Freq. MHz	Reading Level dBuV	Correct Factor dB	Measurement dBuV/m	Limit dBuV/m	Margin dB	Detector	Antenna Height cm	Table Degree	Comment
1	11590.00	50.82	0.84	51.66	74.00	-22.34	peak			
2 *	11590.00	40.54	0.84	41.38	54.00	-12.62	AVG			

REMARKS:

- (1) Measurement Value = Reading Level + Correct Factor.
- (2) Margin Level = Measurement Value - Limit Value.

Test Mode	IEEE 802.11ac (VHT80)	Test Date	2024/4/22
Test Frequency	5210MHz	Polarization	Vertical
Temp	25°C	Hum.	65%

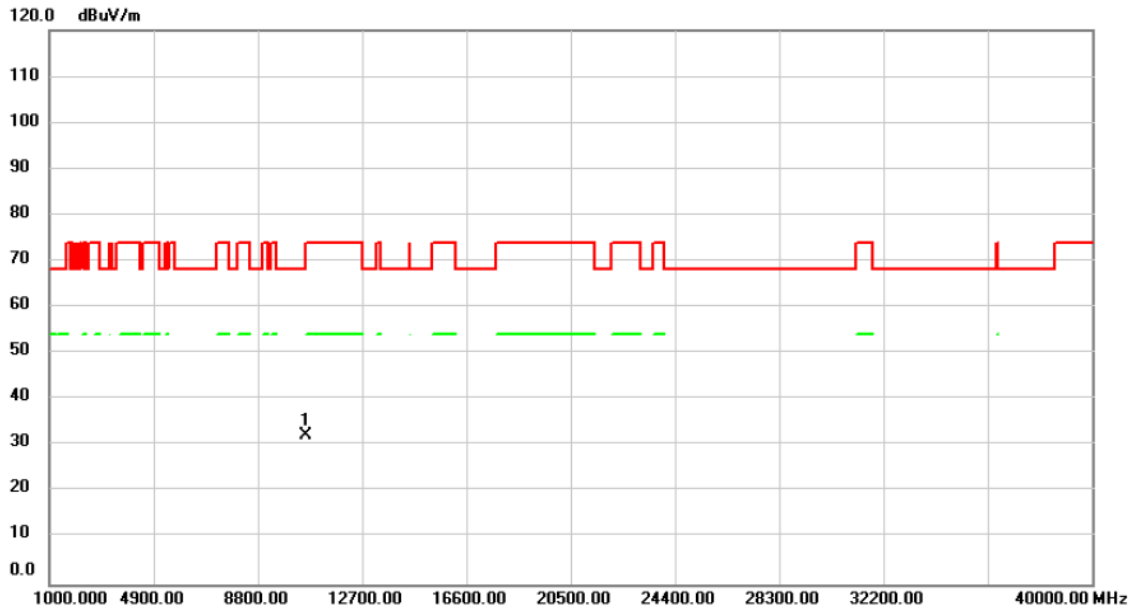


No.	Mk.	Freq.	Reading Level	Correct Factor	Measurement	Limit	Margin	Antenna Height	Table Degree	Detector	Comment
		MHz	dBuV	dB	dBuV/m	dBuV/m	dB	cm	degree		
1	*	10420.00	32.79	-0.54	32.25	68.20	-35.95			peak	

REMARKS:

- (1) Measurement Value = Reading Level + Correct Factor.
- (2) Margin Level = Measurement Value - Limit Value.

Test Mode	IEEE 802.11ac (VHT80)	Test Date	2024/4/22
Test Frequency	5290MHz	Polarization	Vertical
Temp	25°C	Hum.	65%

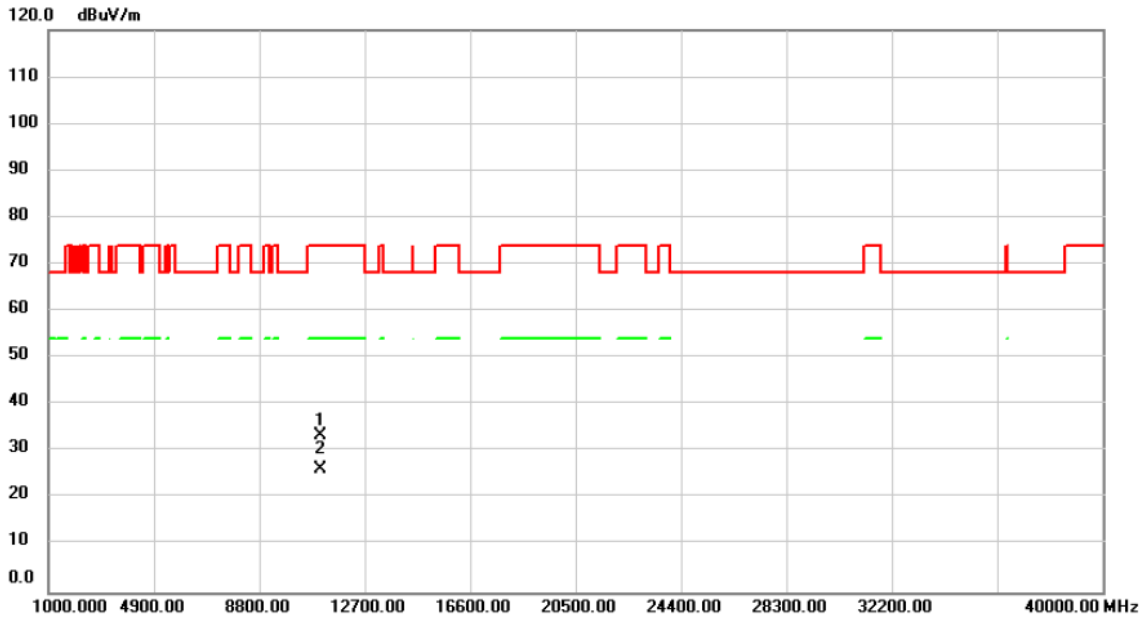


No.	Mk.	Freq.	Reading Level	Correct Factor	Measurement	Limit	Margin	Antenna Height	Table Degree	Detector	Comment
		MHz	dBuV	dB	dBuV/m	dBuV/m	dB	cm	degree		
1	*	10580.00	32.80	-0.42	32.38	68.20	-35.82			peak	

REMARKS:

- (1) Measurement Value = Reading Level + Correct Factor.
- (2) Margin Level = Measurement Value - Limit Value.

Test Mode	IEEE 802.11ac (VHT80)	Test Date	2024/4/22
Test Frequency	5530MHz	Polarization	Vertical
Temp	25°C	Hum.	65%

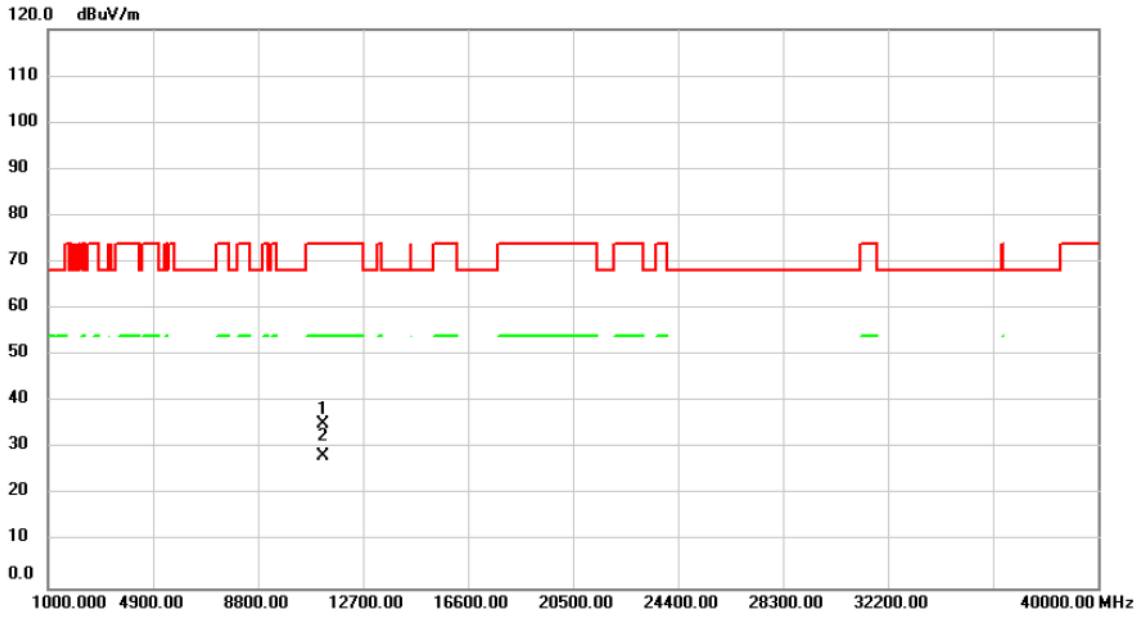


No.	Mk.	Freq.	Reading Level	Correct Factor	Measurement	Limit	Margin	Antenna Height	Table Degree	
		MHz	dBuV	dB	dBuV/m	dBuV/m	dB	cm	degree	Comment
1		11060.00	33.55	-0.13	33.42	74.00	-40.58			peak
2	*	11060.00	26.27	-0.13	26.14	54.00	-27.86			AVG

REMARKS:

- (1) Measurement Value = Reading Level + Correct Factor.
- (2) Margin Level = Measurement Value - Limit Value.

Test Mode	IEEE 802.11ac (VHT80)	Test Date	2024/4/22
Test Frequency	5610MHz	Polarization	Vertical
Temp	25°C	Hum.	65%

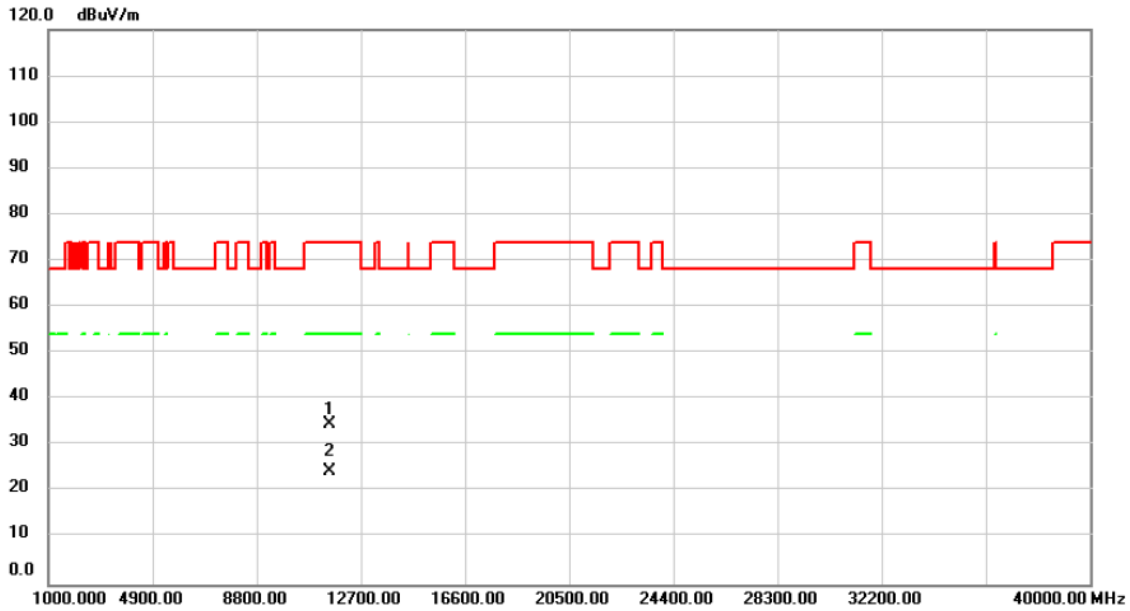


No.	Mk.	Freq.	Reading Level	Correct Factor	Measurement	Limit	Margin	Antenna Height	Table Degree	Comment
		MHz	dBuV	dB	dBuV/m	dBuV/m	dB	cm	degree	
1		11220.00	34.89	0.22	35.11	74.00	-38.89			peak
2	*	11220.00	28.10	0.22	28.32	54.00	-25.68			AVG

REMARKS:

- (1) Measurement Value = Reading Level + Correct Factor.
- (2) Margin Level = Measurement Value - Limit Value.

Test Mode	IEEE 802.11ac (VHT80)	Test Date	2024/4/22
Test Frequency	5775MHz	Polarization	Vertical
Temp	25°C	Hum.	65%

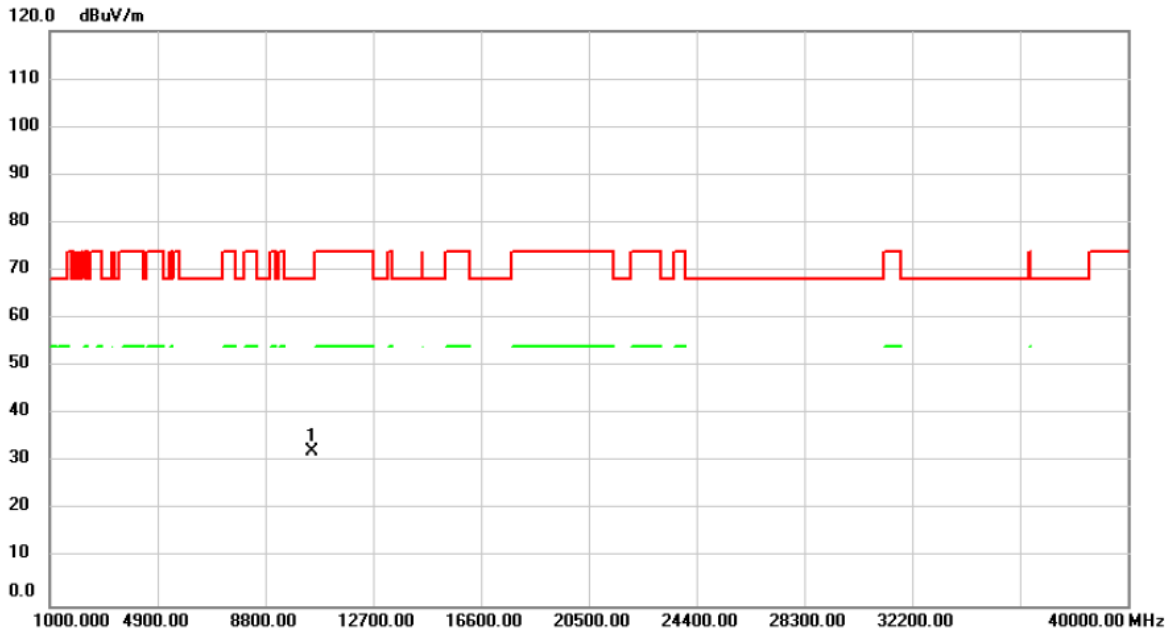


No.	Mk.	Freq.	Reading Level	Correct Factor	Measurement	Limit	Margin	Antenna Height	Table Degree	Comment
		MHz	dBuV	dB	dBuV/m	dBuV/m	dB	cm	degree	
1		11550.00	33.75	0.84	34.59	74.00	-39.41	peak		
2	*	11550.00	23.64	0.84	24.48	54.00	-29.52	AVG		

REMARKS:

- (1) Measurement Value = Reading Level + Correct Factor.
- (2) Margin Level = Measurement Value - Limit Value.

Test Mode	IEEE 802.11ac (VHT160)	Test Date	2024/4/22
Test Frequency	5250MHz	Polarization	Vertical
Temp	25°C	Hum.	65%

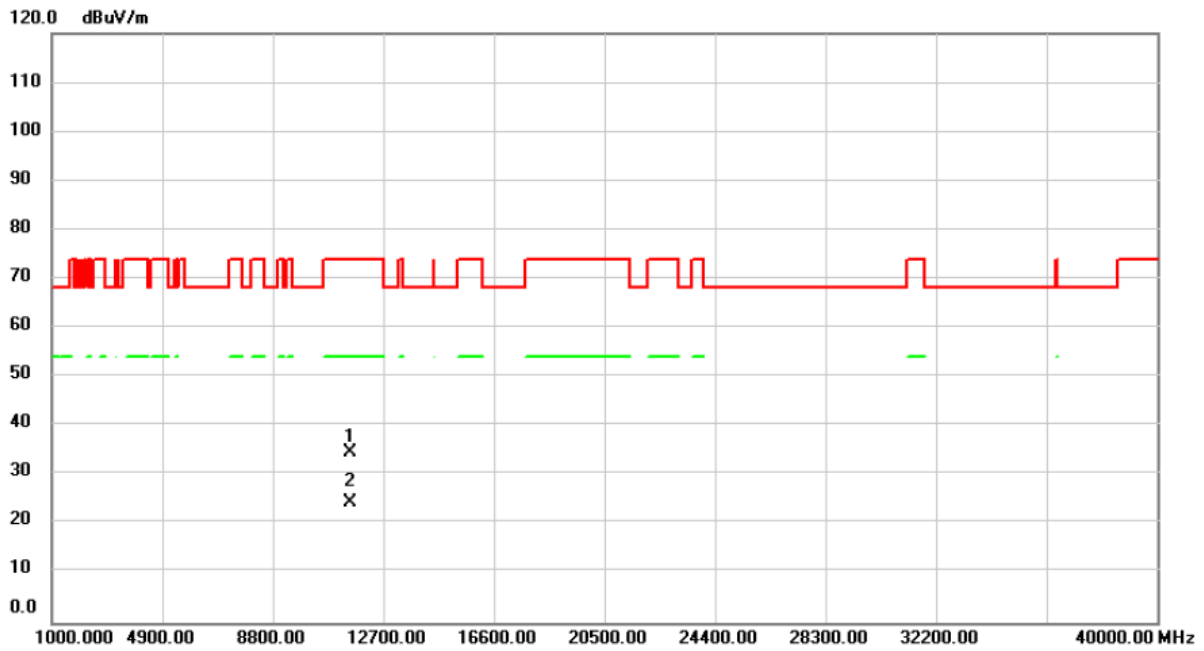


No.	Mk.	Freq.	Reading Level	Correct Factor	Measurement	Limit	Margin	Antenna Height	Table Degree	Comment
		MHz	dBuV	dB	dBuV/m	dBuV/m	dB	cm	degree	
1	*	10500.00	32.79	-0.45	32.34	68.20	-35.86	peak		

REMARKS:

- (1) Measurement Value = Reading Level + Correct Factor.
- (2) Margin Level = Measurement Value - Limit Value.

Test Mode	IEEE 802.11ac (VHT160)	Test Date	2024/4/22
Test Frequency	5750MHz	Polarization	Vertical
Temp	25°C	Hum.	65%

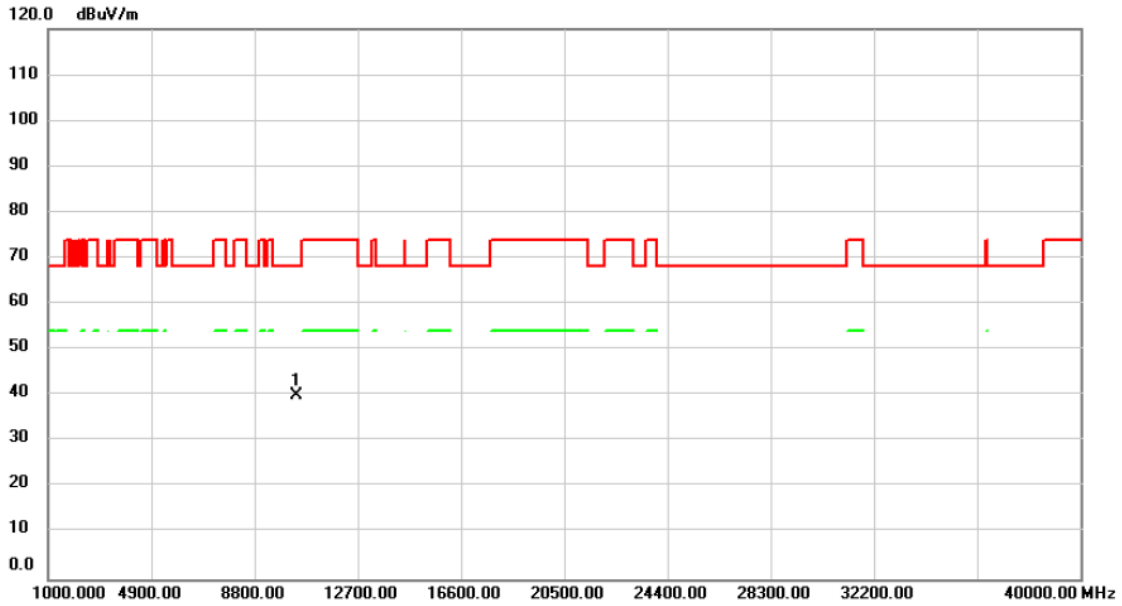


No. Mk.	Freq. MHz	Reading Level dBuV	Correct Factor dB	Measurement dBuV/m	Limit dBuV/m	Margin dB	Detector	Antenna Height cm	Table Degree	Comment
1	11550.00	33.75	0.84	34.59	74.00	-39.41	peak			
2 *	11550.00	23.64	0.84	24.48	54.00	-29.52	AVG			

REMARKS:

- (1) Measurement Value = Reading Level + Correct Factor.
- (2) Margin Level = Measurement Value - Limit Value.

Test Mode	IEEE 802.11ax (HE20)	Test Date	2024/4/22
Test Frequency	5180MHz	Polarization	Vertical
Temp	25°C	Hum.	65%

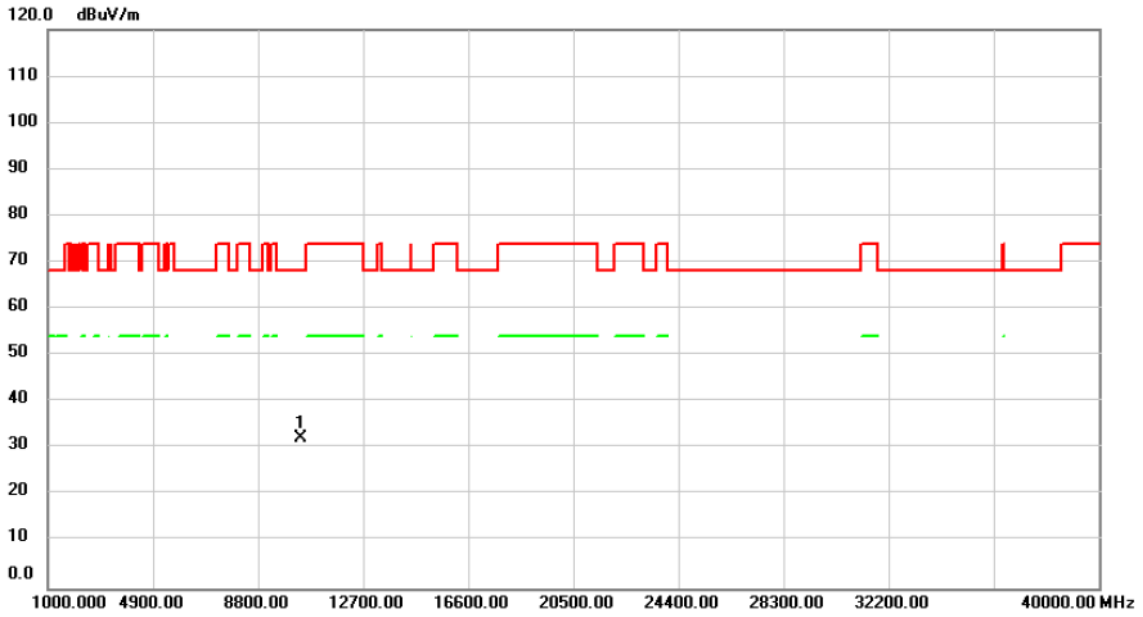


No.	Mk.	Freq.	Reading Level	Correct Factor	Measurement	Limit	Margin	Antenna Height	Table Degree	
		MHz	dBuV	dB	dBuV/m	dBuV/m	dB	cm	degree	Comment
1	*	10360.00	40.78	-0.60	40.18	68.20	-28.02			peak

REMARKS:

- (1) Measurement Value = Reading Level + Correct Factor.
- (2) Margin Level = Measurement Value - Limit Value.

Test Mode	IEEE 802.11ax (HE20)	Test Date	2024/4/22
Test Frequency	5200MHz	Polarization	Vertical
Temp	25°C	Hum.	65%

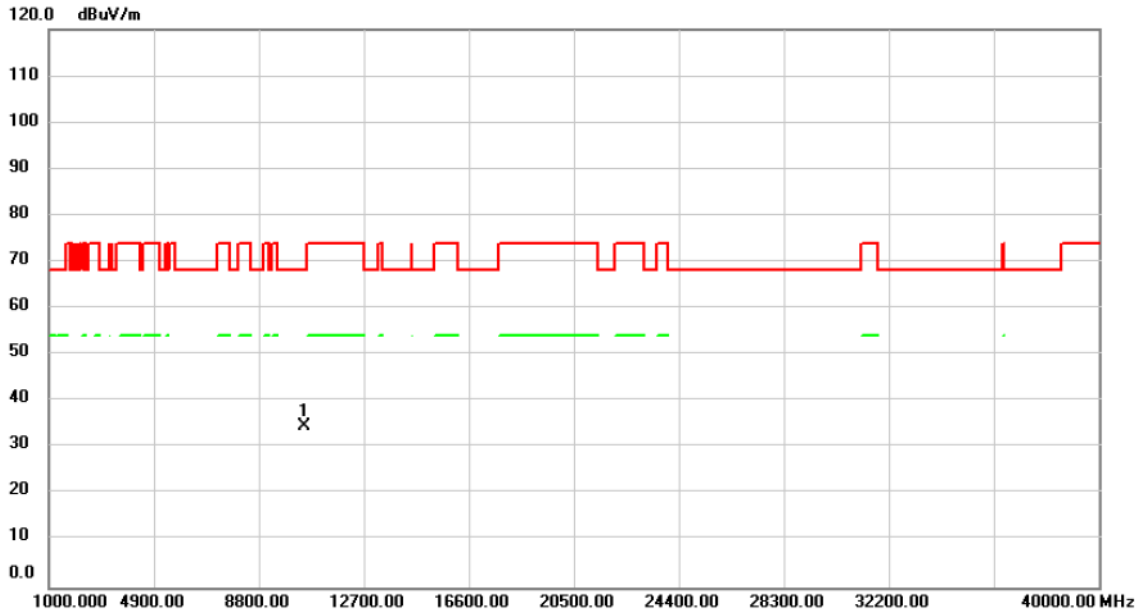


No.	Mk.	Freq.	Reading Level	Correct Factor	Measurement	Limit	Margin	Antenna Height	Table Degree	Comment
		MHz	dBuV	dB	dBuV/m	dBuV/m	dB	cm	degree	
1	*	10400.00	32.70	-0.55	32.15	68.20	-36.05	peak		

REMARKS:

- (1) Measurement Value = Reading Level + Correct Factor.
- (2) Margin Level = Measurement Value - Limit Value.

Test Mode	IEEE 802.11ax (HE20)	Test Date	2024/4/22
Test Frequency	5240MHz	Polarization	Vertical
Temp	25°C	Hum.	65%

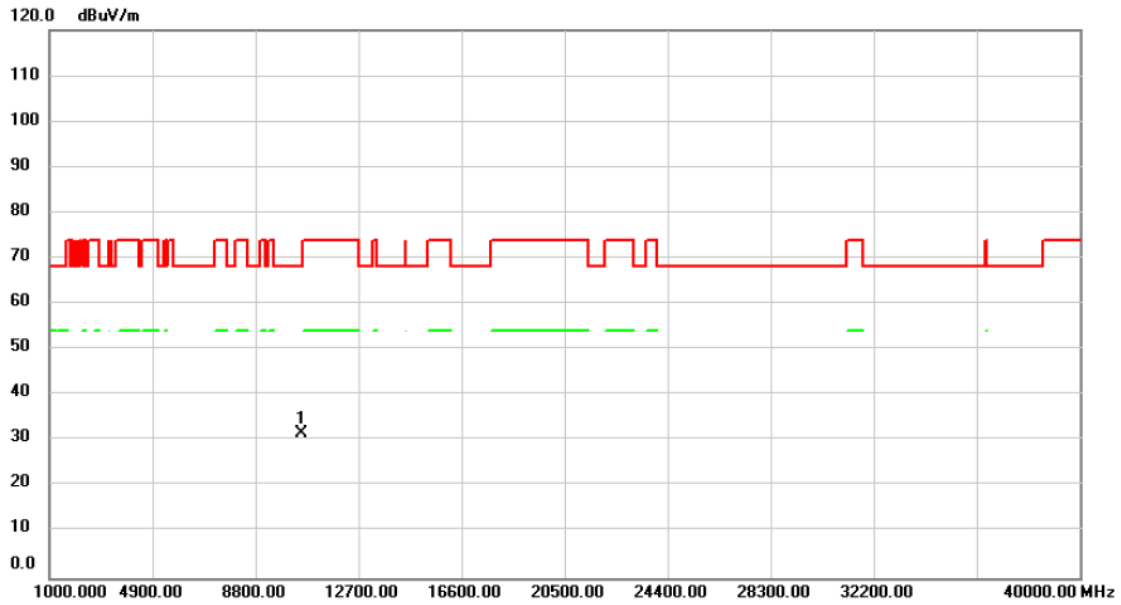


No.	Mk.	Freq.	Reading Level	Correct Factor	Measurement	Limit	Margin	Antenna Height	Table Degree	Comment
		MHz	dBuV	dB	dBuV/m	dBuV/m	dB	cm	degree	
1	*	10480.00	35.19	-0.47	34.72	68.20	-33.48	peak		

REMARKS:

- (1) Measurement Value = Reading Level + Correct Factor.
- (2) Margin Level = Measurement Value - Limit Value.

Test Mode	IEEE 802.11ax (HE20)	Test Date	2024/4/22
Test Frequency	5260MHz	Polarization	Vertical
Temp	25°C	Hum.	65%

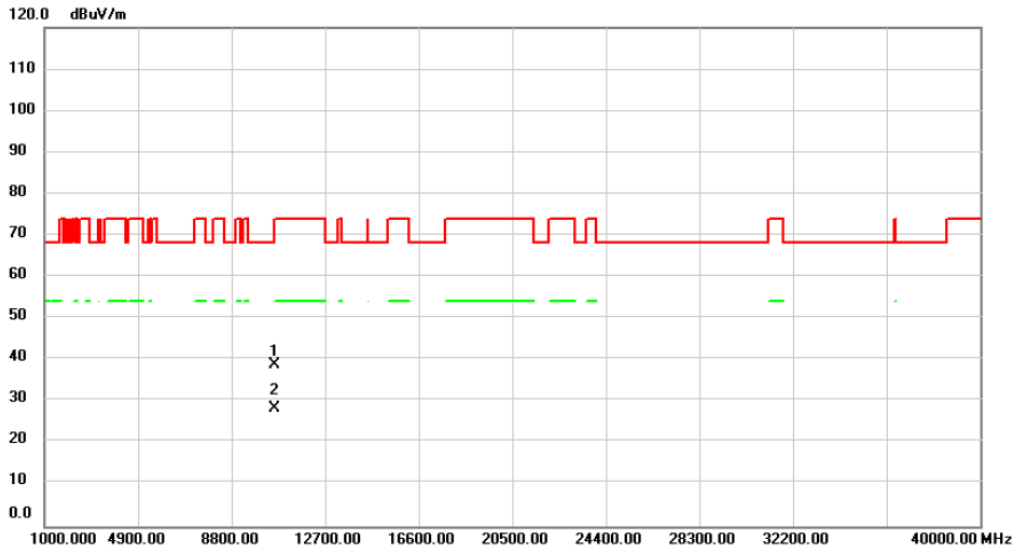


No.	Mk.	Freq.	Reading Level	Correct Factor	Measurement	Limit	Margin	Antenna Height	Table Degree	
		MHz	dBuV	dB	dBuV/m	dBuV/m	dB	cm	degree	Comment
1	*	10520.00	32.04	-0.44	31.60	68.20	-36.60			peak

REMARKS:

- (1) Measurement Value = Reading Level + Correct Factor.
- (2) Margin Level = Measurement Value - Limit Value.

Test Mode	IEEE 802.11ax (HE20)	Test Date	2024/4/22
Test Frequency	5300MHz	Polarization	Vertical
Temp	25°C	Hum.	65%

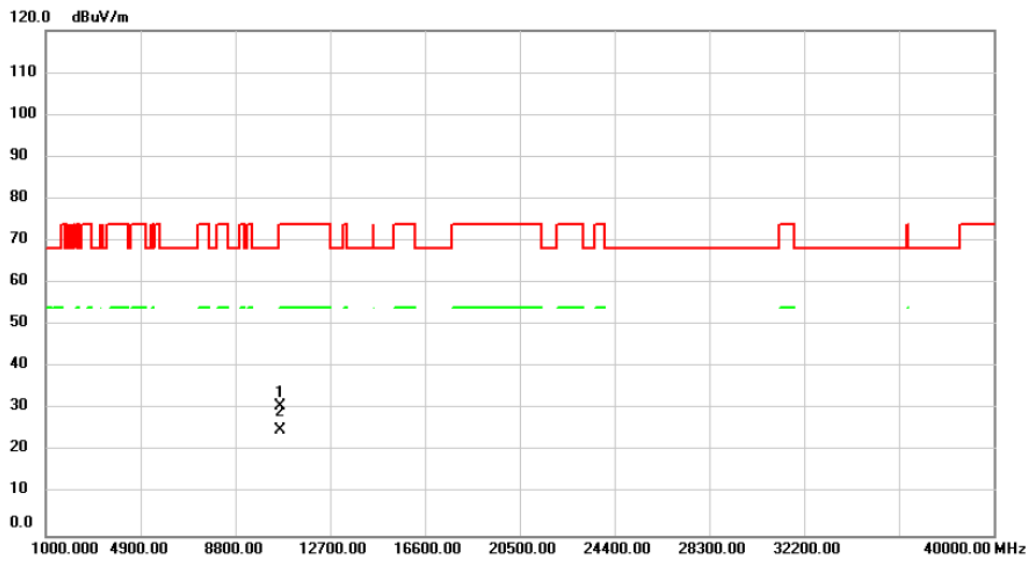


No.	Mk.	Freq. MHz	Reading Level dBuV	Correct Factor dB	Measure- ment dBuV/m	Limit dBuV/m	Margin dB	Antenna Height cm	Table Degree degree	Comment
1	*	10594.00	39.22	-0.42	38.80	68.20	-29.40	peak		
2		10594.00	28.71	-0.42	28.29	68.20	-39.91	AVG		

REMARKS:

- (1) Measurement Value = Reading Level + Correct Factor.
- (2) Margin Level = Measurement Value - Limit Value.

Test Mode	IEEE 802.11ax (HE20)	Test Date	2024/4/22
Test Frequency	5320MHz	Polarization	Vertical
Temp	25°C	Hum.	65%

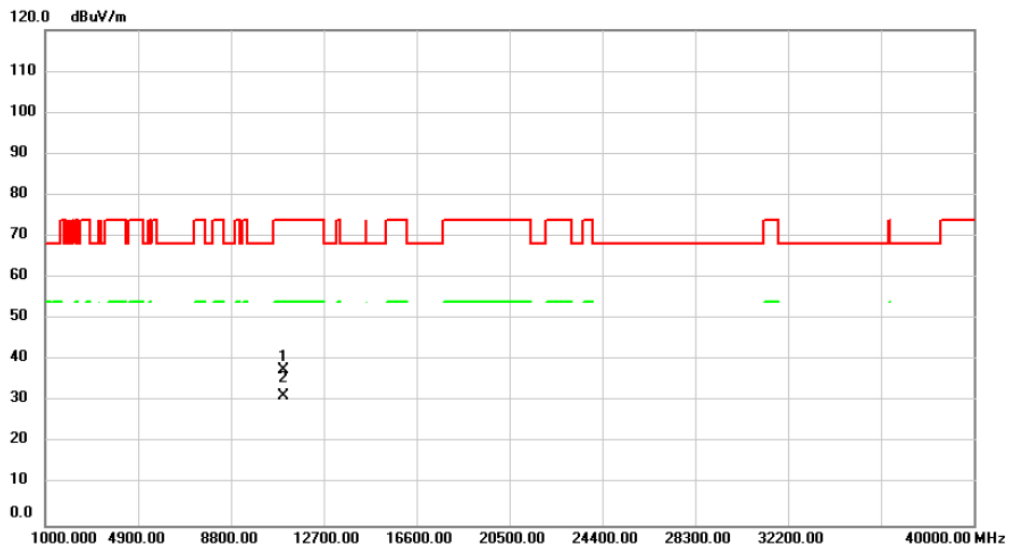


No. Mk.	Freq. MHz	Reading Level dBuV	Correct Factor dB	Measure- ment dBuV/m	Limit dBuV/m	Margin dB	Detector	Antenna Height cm	Table Degree degree	Comment
1	10640.00	31.23	-0.41	30.82	74.00	-43.18	peak			
2 *	10640.00	25.39	-0.41	24.98	54.00	-29.02	AVG			

REMARKS:

- (1) Measurement Value = Reading Level + Correct Factor.
- (2) Margin Level = Measurement Value - Limit Value.

Test Mode	IEEE 802.11ax (HE20)	Test Date	2024/4/22
Test Frequency	5500MHz	Polarization	Vertical
Temp	25°C	Hum.	65%

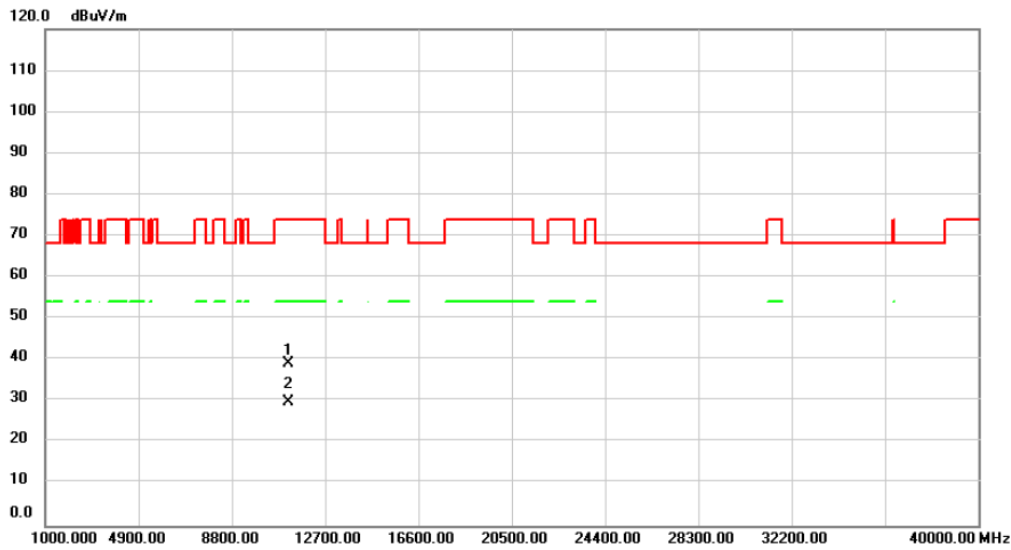


No.	Mk.	Freq.	Reading Level	Correct Factor	Measurement	Limit	Margin	Antenna Height	Table Degree	Comment
		MHz	dBuV	dB	dBuV/m	dBuV/m	dB	cm	degree	
1		11000.00	37.80	-0.27	37.53	74.00	-36.47			peak
2	*	11000.00	31.67	-0.27	31.40	54.00	-22.60			AVG

REMARKS:

- (1) Measurement Value = Reading Level + Correct Factor.
- (2) Margin Level = Measurement Value - Limit Value.

Test Mode	IEEE 802.11ax (HE20)	Test Date	2024/4/22
Test Frequency	5580MHz	Polarization	Vertical
Temp	25°C	Hum.	65%

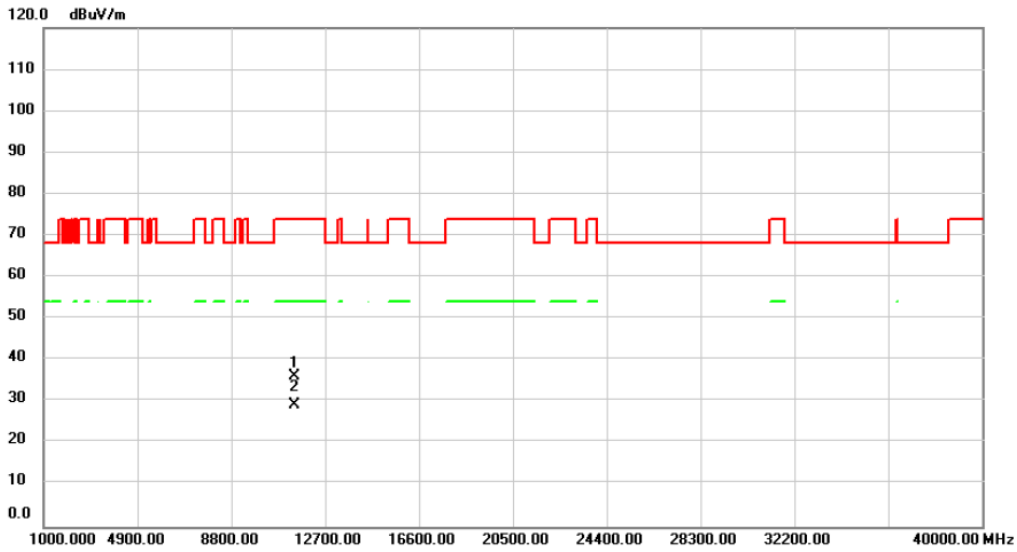


No.	Mk.	Freq.	Reading Level	Correct Factor	Measurement	Limit	Margin	Antenna Height	Table Degree		
		MHz	dBuV	dB	dBuV/m	dBuV/m	dB	Detector	cm	degree	Comment
1		11160.00	39.07	0.08	39.15	74.00	-34.85	peak			
2	*	11160.00	29.83	0.08	29.91	54.00	-24.09	AVG			

REMARKS:

- (1) Measurement Value = Reading Level + Correct Factor.
- (2) Margin Level = Measurement Value - Limit Value.

Test Mode	IEEE 802.11ax (HE20)	Test Date	2024/4/22
Test Frequency	5700MHz	Polarization	Vertical
Temp	25°C	Hum.	65%

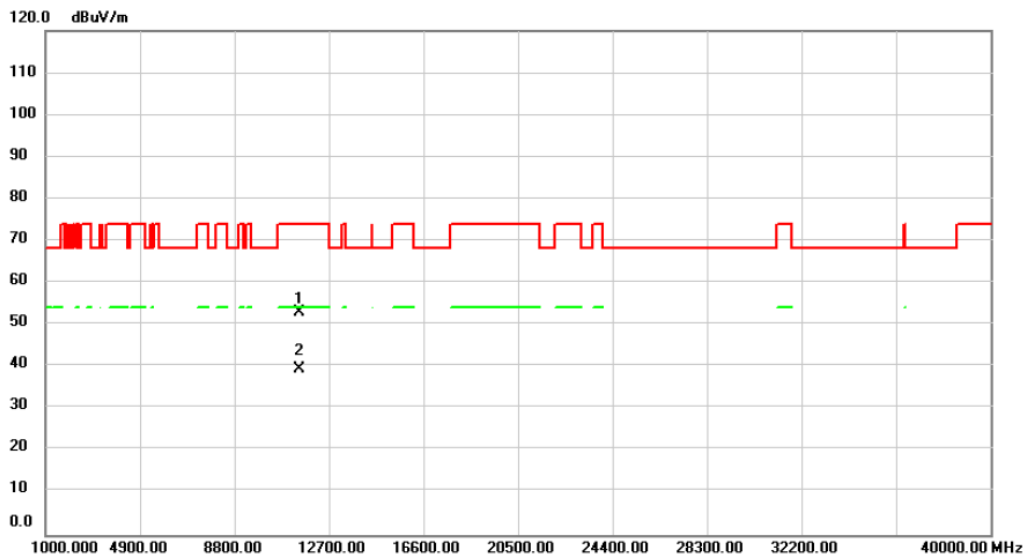


No.	Mk.	Freq. MHz	Reading Level dBuV	Correct Factor dB	Measure- ment dBuV/m	Limit dBuV/m	Margin dB	Antenna Height cm	Table Degree degree	Comment
1		11400.00	35.43	0.61	36.04	74.00	-37.96	peak		
2	*	11400.00	28.74	0.61	29.35	54.00	-24.65	AVG		

REMARKS:

- (1) Measurement Value = Reading Level + Correct Factor.
- (2) Margin Level = Measurement Value - Limit Value.

Test Mode	IEEE 802.11ax (HE20)	Test Date	2024/4/22
Test Frequency	5745MHz	Polarization	Vertical
Temp	25°C	Hum.	65%

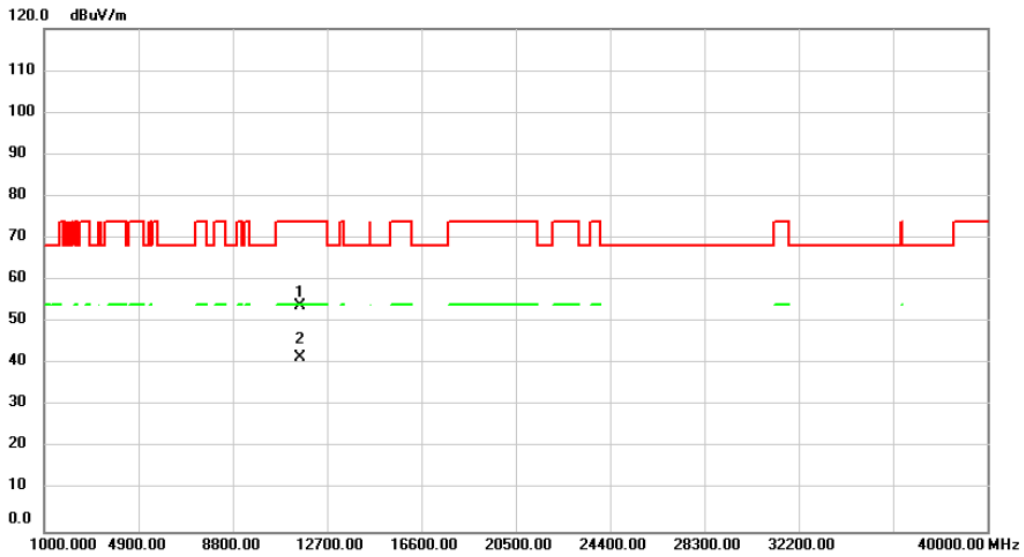


No. Mk.	Freq. MHz	Reading Level dBuV	Correct Factor dB	Measurement dBuV/m	Limit dBuV/m	Margin dB	Detector	Antenna Height cm	Table Degree	Comment
1	11491.00	52.11	0.82	52.93	74.00	-21.07	peak			
2 *	11491.00	38.72	0.82	39.54	54.00	-14.46	AVG			

REMARKS:

- (1) Measurement Value = Reading Level + Correct Factor.
- (2) Margin Level = Measurement Value - Limit Value.

Test Mode	IEEE 802.11ax (HE20)	Test Date	2024/4/23
Test Frequency	5785MHz	Polarization	Vertical
Temp	25°C	Hum.	65%

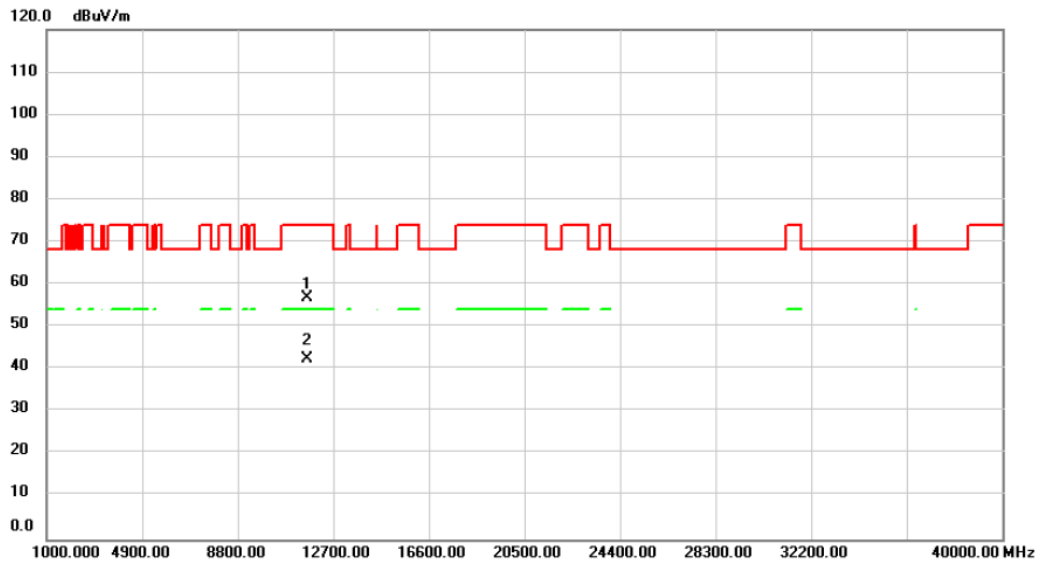


No.	Mk.	Freq.	Reading Level	Correct Factor	Measurement	Limit	Margin	Antenna Height	Table Degree	Comment
		MHz	dBuV	dB	dBuV/m	dBuV/m	dB	cm	degree	
1		11569.00	53.01	0.83	53.84	74.00	-20.16	peak		
2	*	11569.00	40.58	0.83	41.41	54.00	-12.59	AVG		

REMARKS:

- (1) Measurement Value = Reading Level + Correct Factor.
- (2) Margin Level = Measurement Value - Limit Value.

Test Mode	IEEE 802.11ax (HE20)	Test Date	2024/4/22
Test Frequency	5825MHz	Polarization	Vertical
Temp	25°C	Hum.	65%

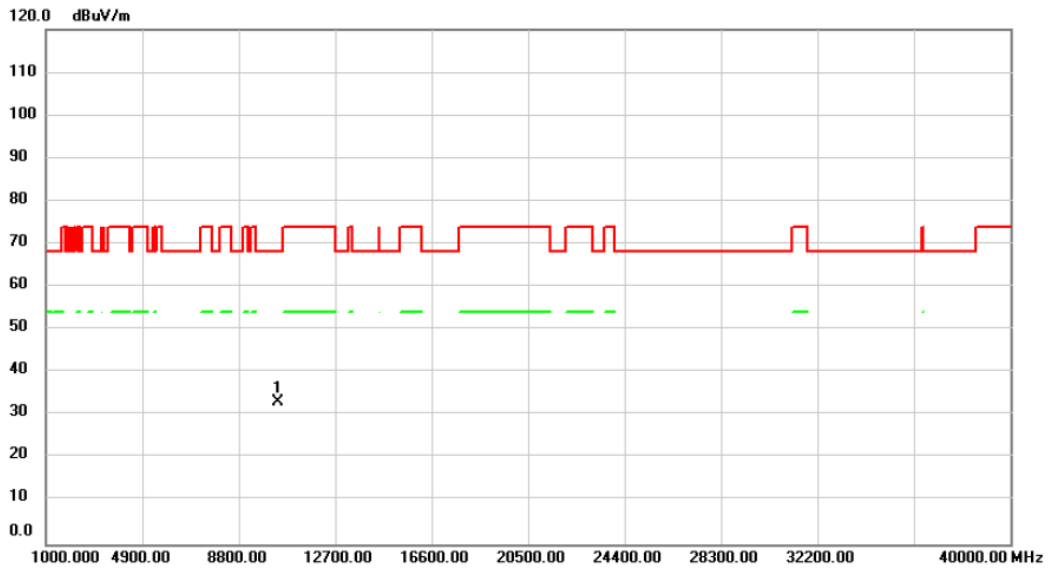


No. Mk.	Freq. MHz	Reading Level dBuV	Correct Factor dB	Measurement dBuV/m	Limit dBuV/m	Margin dB	Detector	Antenna Height cm	Table Degree	Comment
1	11647.00	56.07	0.83	56.90	74.00	-17.10	peak			
2 *	11647.00	41.71	0.83	42.54	54.00	-11.46	AVG			

REMARKS:

- (1) Measurement Value = Reading Level + Correct Factor.
- (2) Margin Level = Measurement Value - Limit Value.

Test Mode	IEEE 802.11ax (HE40)	Test Date	2024/4/22
Test Frequency	5190MHz	Polarization	Vertical
Temp	25°C	Hum.	65%

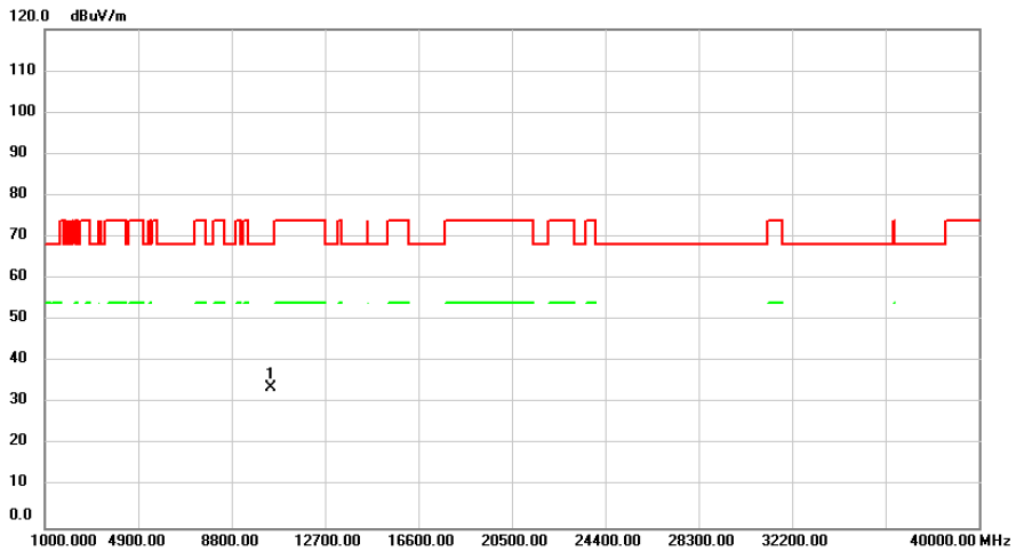


No. Mk.	Freq. MHz	Reading Level dBuV	Correct Factor dB	Measure- ment dBuV/m	Limit dBuV/m	Margin dB	Detector	Antenna Height cm	Table Degree	Comment
1 *	10380.00	33.86	-0.57	33.29	68.20	-34.91	peak			

REMARKS:

- (1) Measurement Value = Reading Level + Correct Factor.
- (2) Margin Level = Measurement Value - Limit Value.

Test Mode	IEEE 802.11ax (HE40)	Test Date	2024/4/22
Test Frequency	5230MHz	Polarization	Vertical
Temp	25°C	Hum.	65%

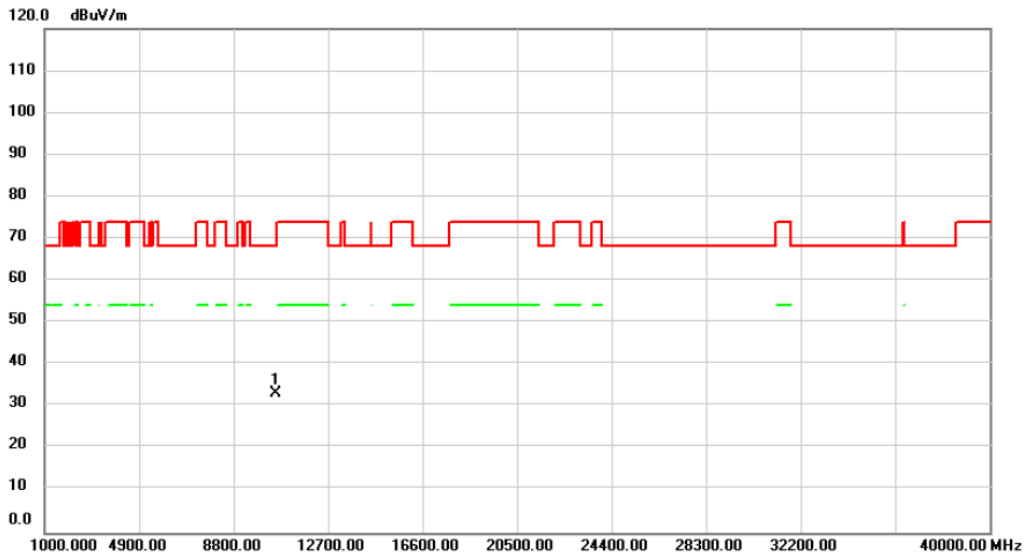


No.	Mk.	Freq.	Reading Level	Correct Factor	Measurement	Limit	Margin	Antenna Height	Table Degree
		MHz	dBuV	dB	dBuV/m	dBuV/m	dB	cm	degree
1	*	10460.00	34.28	-0.49	33.79	68.20	-34.41	peak	

REMARKS:

- (1) Measurement Value = Reading Level + Correct Factor.
- (2) Margin Level = Measurement Value - Limit Value.

Test Mode	IEEE 802.11ax (HE40)	Test Date	2024/4/22
Test Frequency	5270MHz	Polarization	Vertical
Temp	25°C	Hum.	65%

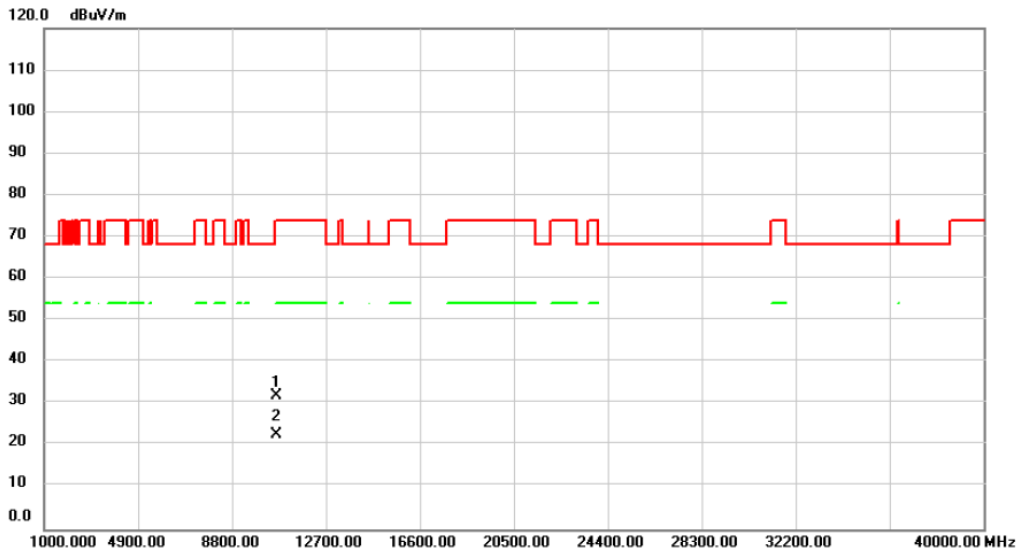


No.	Mk.	Freq.	Reading Level	Correct Factor	Measurement	Limit	Margin	Antenna Height	Table Degree
		MHz	dBuV	dB	dBuV/m	dBuV/m	dB	cm	degree
1	*	10540.00	33.48	-0.44	33.04	68.20	-35.16	peak	

REMARKS:

- (1) Measurement Value = Reading Level + Correct Factor.
- (2) Margin Level = Measurement Value - Limit Value.

Test Mode	IEEE 802.11ax (HE40)	Test Date	2024/4/22
Test Frequency	5310MHz	Polarization	Vertical
Temp	25°C	Hum.	65%

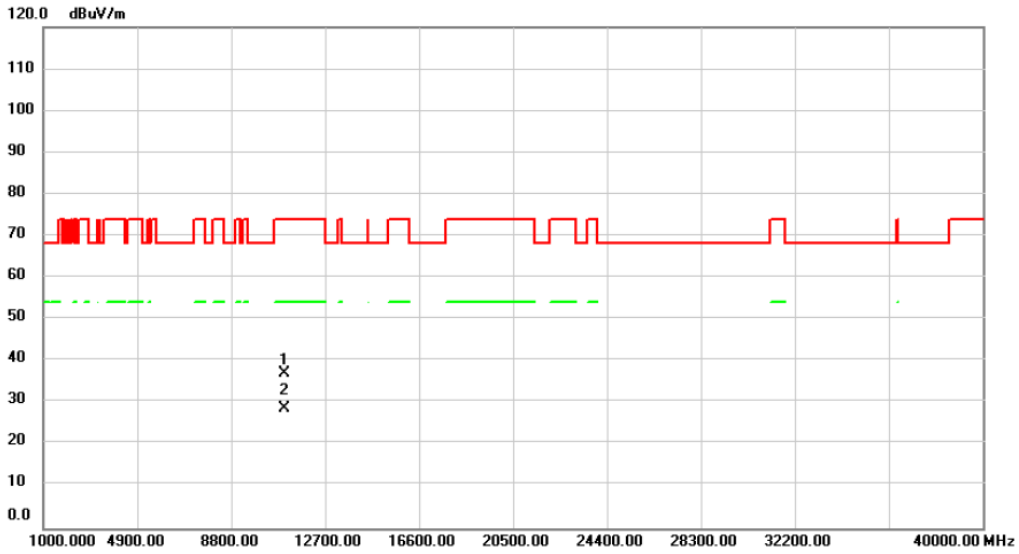


No.	Mk.	Freq.	Reading Level	Correct Factor	Measurement	Limit	Margin	Antenna Height	Table Degree	
		MHz	dBuV	dB	dBuV/m	dBuV/m	dB	cm	degree	Comment
1		10620.00	32.28	-0.40	31.88	74.00	-42.12	peak		
2	*	10620.00	23.09	-0.40	22.69	54.00	-31.31	AVG		

REMARKS:

- (1) Measurement Value = Reading Level + Correct Factor.
- (2) Margin Level = Measurement Value - Limit Value.

Test Mode	IEEE 802.11ax (HE40)	Test Date	2024/4/22
Test Frequency	5510MHz	Polarization	Vertical
Temp	25°C	Hum.	65%

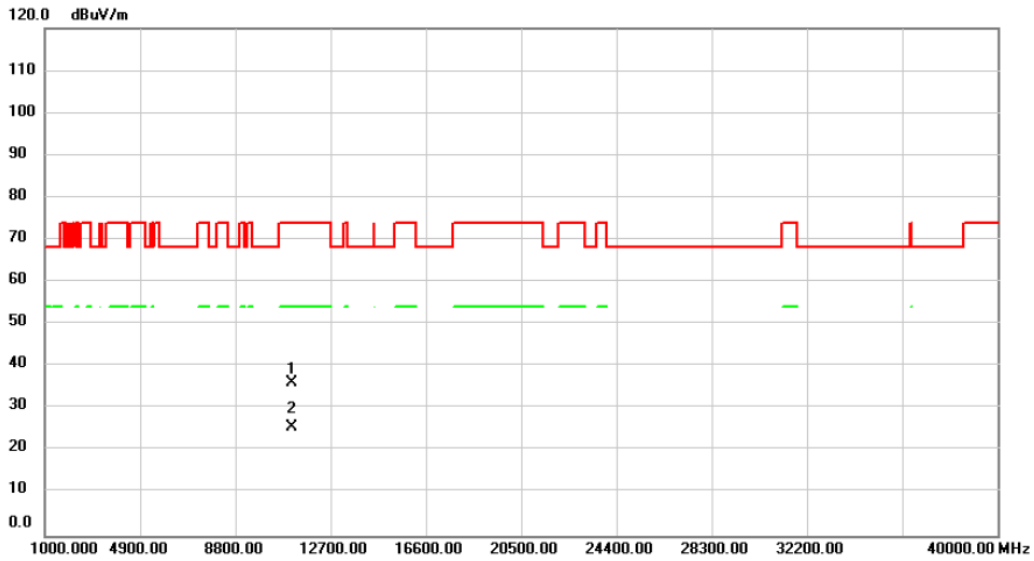


No.	Mk.	Freq.	Reading Level	Correct Factor	Measurement	Limit	Margin	Antenna Height	Table Degree	Comment
		MHz	dBuV	dB	dBuV/m	dBuV/m	dB	cm	degree	
1		11020.00	37.27	-0.22	37.05	74.00	-36.95	peak		
2	*	11020.00	28.96	-0.22	28.74	54.00	-25.26	AVG		

REMARKS:

- (1) Measurement Value = Reading Level + Correct Factor.
- (2) Margin Level = Measurement Value - Limit Value.

Test Mode	IEEE 802.11ax (HE40)	Test Date	2024/4/22
Test Frequency	5550MHz	Polarization	Vertical
Temp	25°C	Hum.	65%

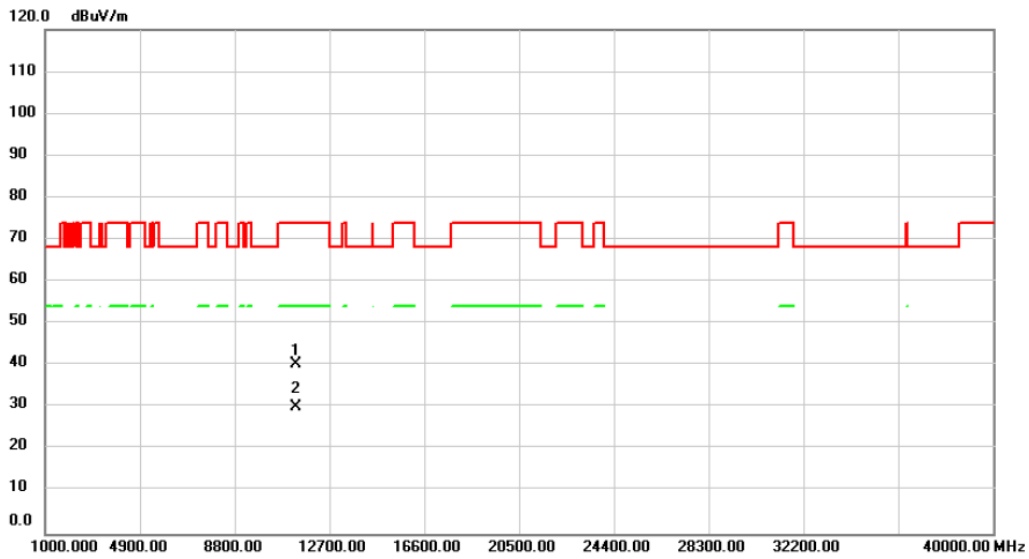


No. Mk.	Freq. MHz	Reading Level dBuV	Correct Factor dB	Measurement dBuV/m	Limit dBuV/m	Margin dB	Detector	Antenna Height cm	Table Degree	Comment
1	11100.00	36.13	-0.04	36.09	74.00	-37.91	peak			
2 *	11100.00	25.64	-0.04	25.60	54.00	-28.40	AVG			

REMARKS:

- (1) Measurement Value = Reading Level + Correct Factor.
- (2) Margin Level = Measurement Value - Limit Value.

Test Mode	IEEE 802.11ax (HE40)	Test Date	2024/4/22
Test Frequency	5670MHz	Polarization	Vertical
Temp	25°C	Hum.	65%

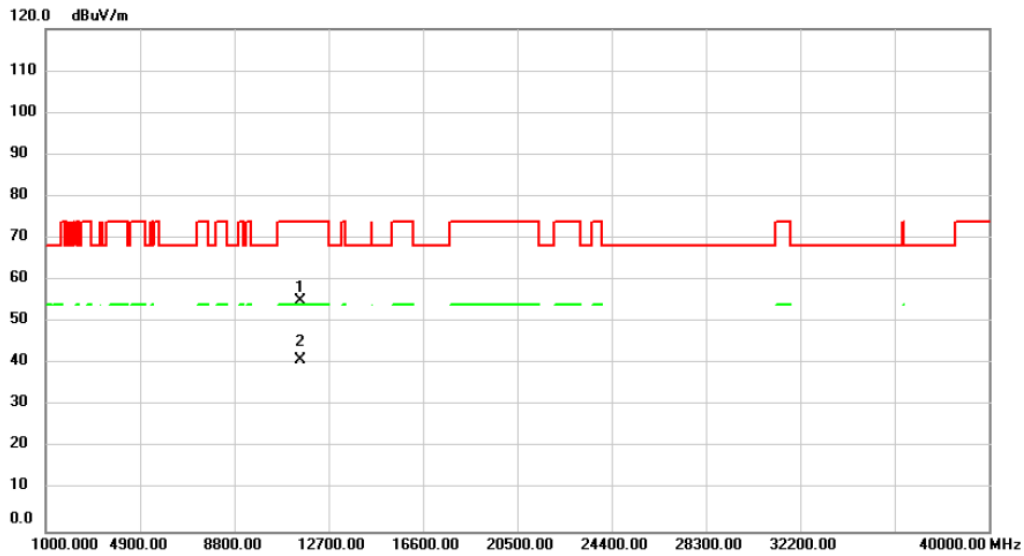


No. Mk.	Freq. MHz	Reading Level dBuV	Correct Factor dB	Measurement dBuV/m	Limit dBuV/m	Margin dB	Detector	Antenna Height cm	Table Degree	Comment
1	11335.00	39.93	0.47	40.40	74.00	-33.60	peak			
2 *	11335.00	29.81	0.47	30.28	54.00	-23.72	AVG			

REMARKS:

- (1) Measurement Value = Reading Level + Correct Factor.
- (2) Margin Level = Measurement Value - Limit Value.

Test Mode	IEEE 802.11ax (HE40)	Test Date	2024/4/22
Test Frequency	5755MHz	Polarization	Vertical
Temp	25°C	Hum.	65%

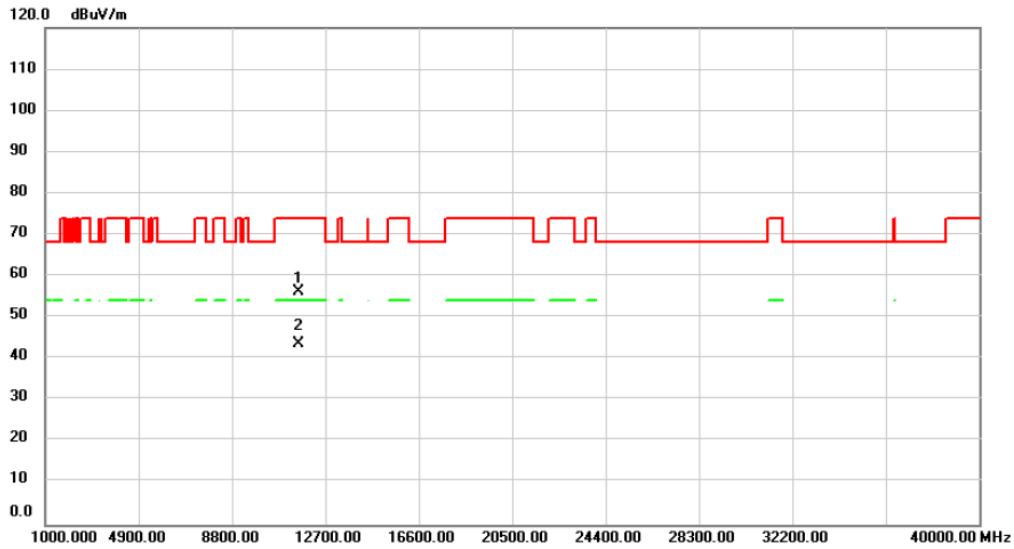


No. Mk.	Freq. MHz	Reading Level dBuV	Correct Factor dB	Measurement dBuV/m	Limit dBuV/m	Margin dB	Detector	Antenna Height cm	Table Degree	Comment
1	11510.00	54.17	0.83	55.00	74.00	-19.00	peak			
2 *	11510.00	40.11	0.83	40.94	54.00	-13.06	AVG			

REMARKS:

- (1) Measurement Value = Reading Level + Correct Factor.
- (2) Margin Level = Measurement Value - Limit Value.

Test Mode	IEEE 802.11ac (VHT40)	Test Date	2024/4/22
Test Frequency	5795MHz	Polarization	Vertical
Temp	25°C	Hum.	65%

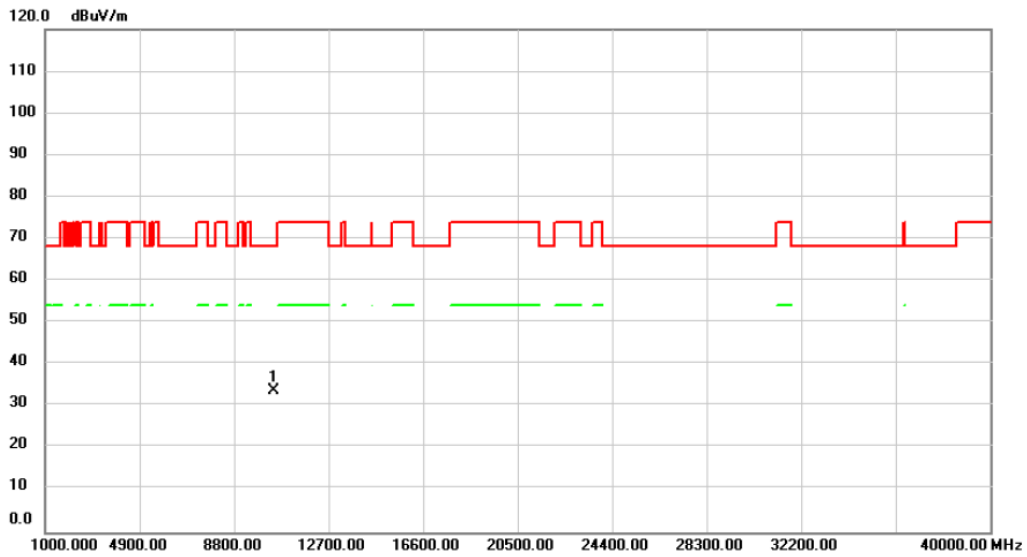


No.	Mk.	Freq.	Reading Level	Correct Factor	Measurement	Limit	Margin	Antenna Height	Table Degree	Comment
		MHz	dBuV	dB	dBuV/m	dBuV/m	dB	cm	degree	
1		11590.00	55.37	0.84	56.21	74.00	-17.79	peak		
2	*	11590.00	42.91	0.84	43.75	54.00	-10.25	AVG		

REMARKS:

- (1) Measurement Value = Reading Level + Correct Factor.
- (2) Margin Level = Measurement Value - Limit Value.

Test Mode	IEEE 802.11ax (HE80)	Test Date	2024/4/22
Test Frequency	5210MHz	Polarization	Vertical
Temp	25°C	Hum.	65%

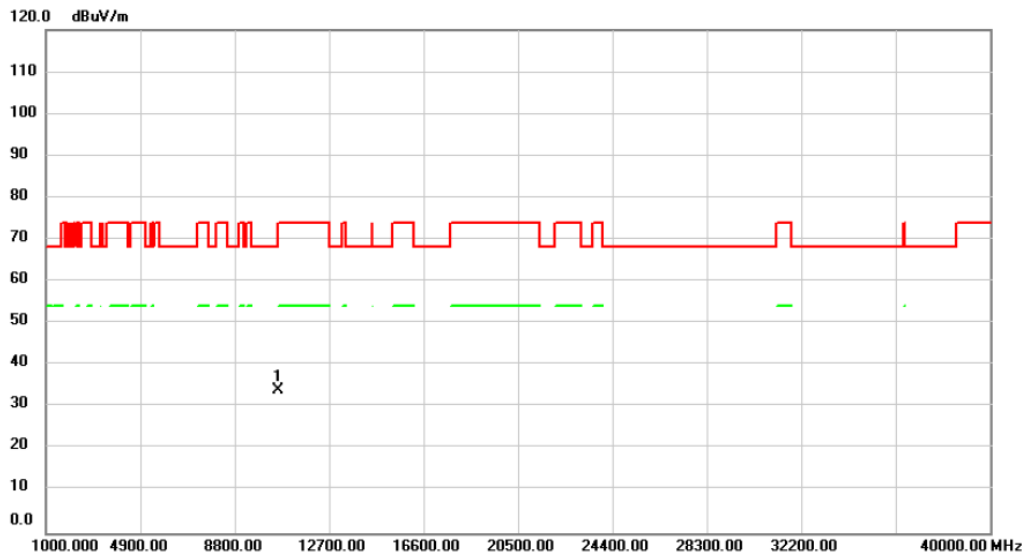


No. Mk.	Freq. MHz	Reading Level dBuV	Correct Factor dB	Measurement dBuV/m	Limit dBuV/m	Margin dB	Detector	Antenna Height cm	Table Degree	Comment
1 *	10420.00	34.17	-0.54	33.63	68.20	-34.57	peak			

REMARKS:

- (1) Measurement Value = Reading Level + Correct Factor.
- (2) Margin Level = Measurement Value - Limit Value.

Test Mode	IEEE 802.11ax (HE80)	Test Date	2024/4/22
Test Frequency	5290MHz	Polarization	Vertical
Temp	25°C	Hum.	65%

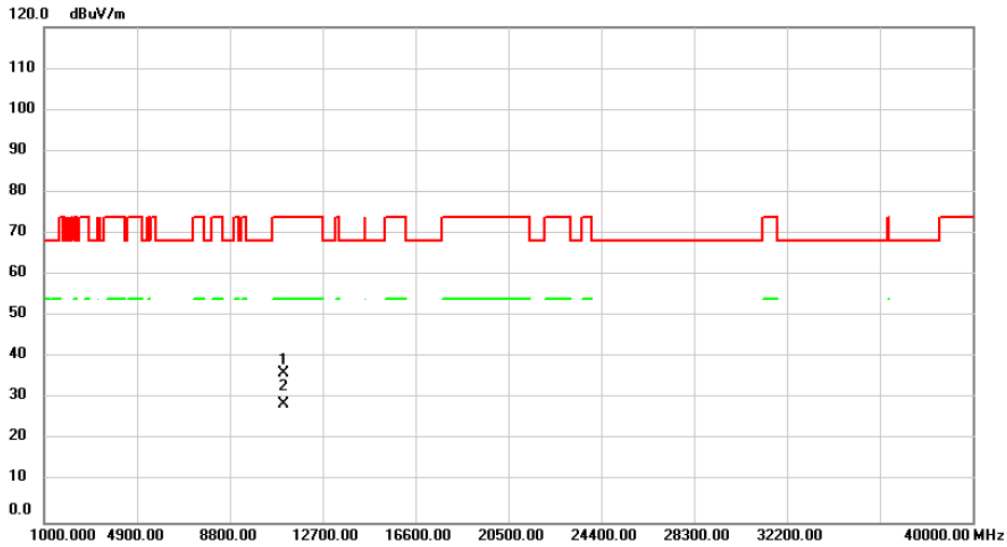


No.	Mk.	Freq.	Reading Level	Correct Factor	Measurement	Limit	Margin	Antenna Height	Table Degree	
		MHz	dBuV	dB	dBuV/m	dBuV/m	dB	cm	degree	Comment
1	*	10580.00	34.52	-0.42	34.10	68.20	-34.10			peak

REMARKS:

- (1) Measurement Value = Reading Level + Correct Factor.
- (2) Margin Level = Measurement Value - Limit Value.

Test Mode	IEEE 802.11ax (HE80)	Test Date	2024/4/22
Test Frequency	5530MHz	Polarization	Vertical
Temp	25°C	Hum.	65%

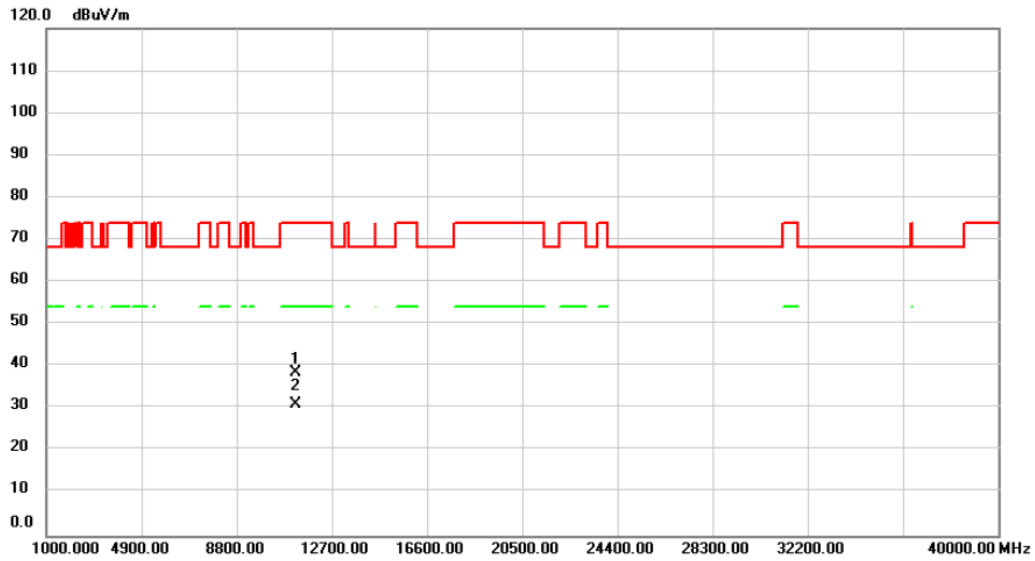


No.	Mk.	Freq.	Reading Level	Correct Factor	Measurement	Limit	Margin	Antenna Height	Table Degree	
		MHz	dBuV	dB	dBuV/m	dBuV/m	dB	cm	degree	Comment
1		11060.00	36.17	-0.13	36.04	74.00	-37.96			peak
2	*	11060.00	28.85	-0.13	28.72	54.00	-25.28			AVG

REMARKS:

- (1) Measurement Value = Reading Level + Correct Factor.
- (2) Margin Level = Measurement Value - Limit Value.

Test Mode	IEEE 802.11ax (HE80)	Test Date	2024/4/22
Test Frequency	5610MHz	Polarization	Vertical
Temp	25°C	Hum.	65%

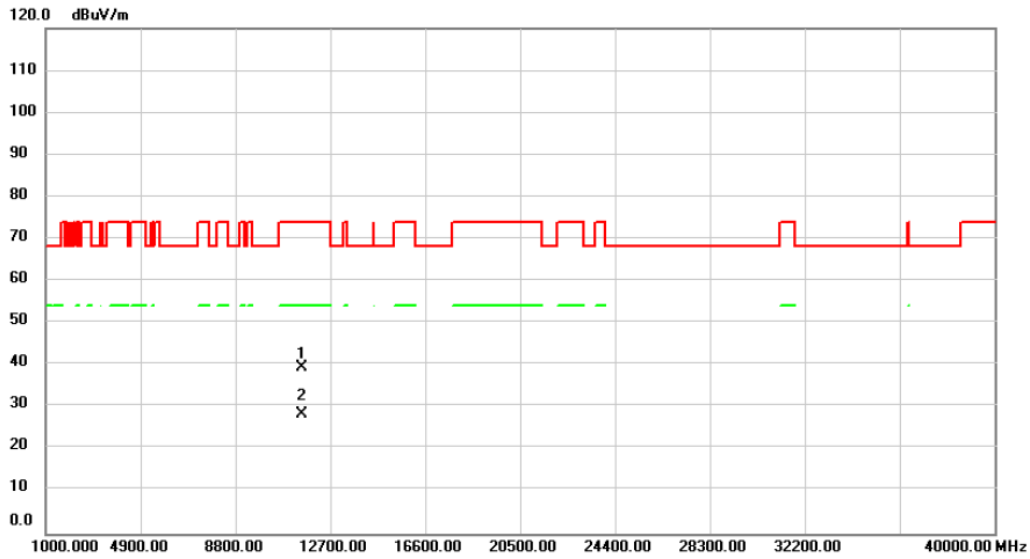


No. Mk.	Freq. MHz	Reading Level dBuV	Correct Factor dB	Measurement dBuV/m	Limit dBuV/m	Margin dB	Detector	Antenna Height cm	Table Degree	Comment
1	11218.00	38.24	0.21	38.45	74.00	-35.55	peak			
2 *	11218.00	30.99	0.21	31.20	54.00	-22.80	AVG			

REMARKS:

- (1) Measurement Value = Reading Level + Correct Factor.
- (2) Margin Level = Measurement Value - Limit Value.

Test Mode	IEEE 802.11ax (HE80)	Test Date	2024/4/22
Test Frequency	5775MHz	Polarization	Vertical
Temp	25°C	Hum.	65%

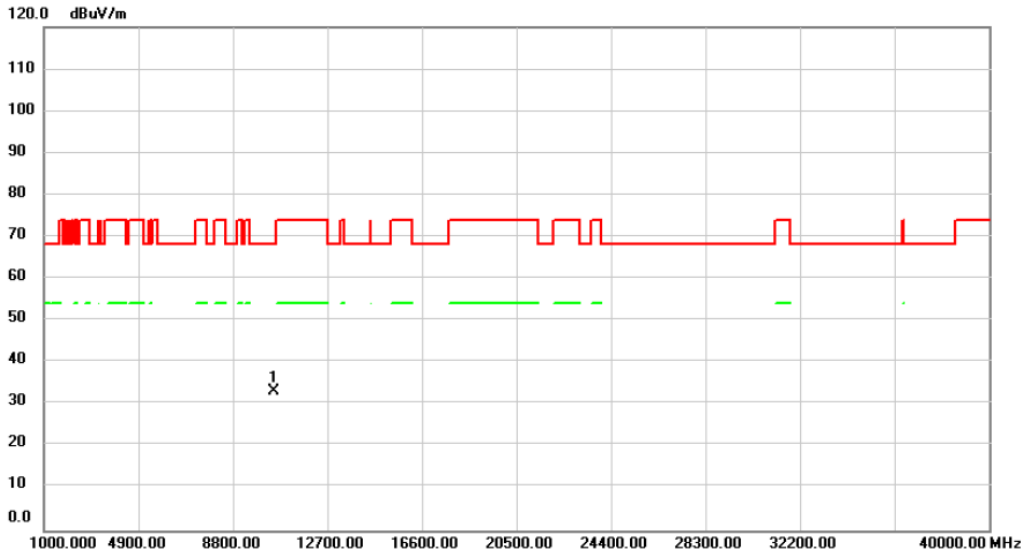


No.	Mk.	Freq. MHz	Reading Level dBuV	Correct Factor dB	Measure- ment dBuV/m	Limit dBuV/m	Margin dB	Detector	Antenna Height cm	Table Degree	Comment
1		11530.00	38.69	0.84	39.53	74.00	-34.47	peak			
2	*	11530.00	27.46	0.84	28.30	54.00	-25.70	AVG			

REMARKS:

- (1) Measurement Value = Reading Level + Correct Factor.
- (2) Margin Level = Measurement Value - Limit Value.

Test Mode	IEEE 802.11ax (HE160)	Test Date	2024/4/22
Test Frequency	5250MHz	Polarization	Vertical
Temp	25°C	Hum.	65%

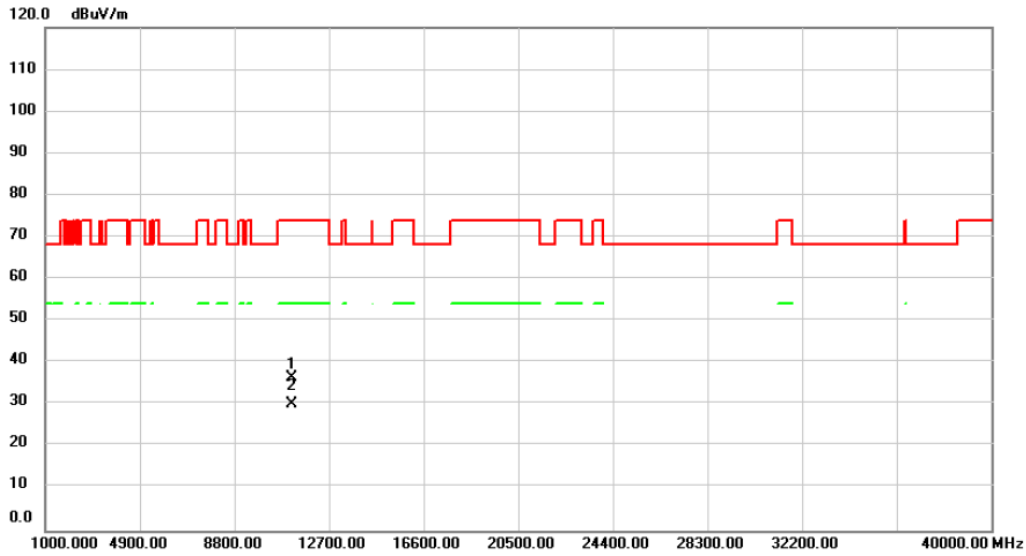


No.	Mk.	Freq.	Reading Level	Correct Factor	Measurement	Limit	Margin	Antenna Height	Table Degree
		MHz	dBuV	dB	dBuV/m	dBuV/m	dB	cm	degree
1	*	10500.00	33.57	-0.45	33.12	68.20	-35.08	peak	

REMARKS:

- (1) Measurement Value = Reading Level + Correct Factor.
- (2) Margin Level = Measurement Value - Limit Value.

Test Mode	IEEE 802.11ax (HE160)	Test Date	2024/4/22
Test Frequency	5570MHz	Polarization	Vertical
Temp	25°C	Hum.	65%



No. Mk.	Freq. MHz	Reading Level dBuV	Correct Factor dB	Measurement dBuV/m	Limit dBuV/m	Margin dB	Detector	Antenna Height cm	Table Degree	Comment
1	11140.00	36.53	0.03	36.56	74.00	-37.44	peak			
2 *	11140.00	30.13	0.03	30.16	54.00	-23.84	AVG			

REMARKS:

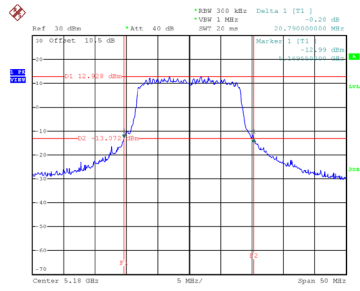
- (1) Measurement Value = Reading Level + Correct Factor.
- (2) Margin Level = Measurement Value - Limit Value.

APPENDIX D BANDWIDTH

Test Mode	IEEE 802.11a
-----------	--------------

Test Frequency (MHz)	26 dB Bandwidth (MHz)	99 % Occupied Bandwidth (MHz)	Limit
5180	20.790	16.600	No limit
5200	41.548	25.600	No limit
5240	40.706	27.400	No limit

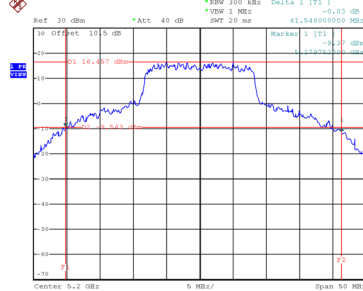
CH36



Date: 23.APR.2024 18:38:01

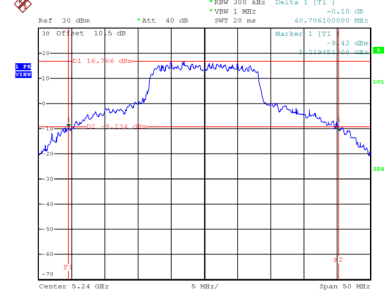
CH40

26 dB Bandwidth



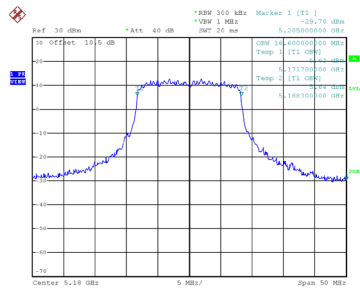
Date: 23.APR.2024 18:39:19

CH48

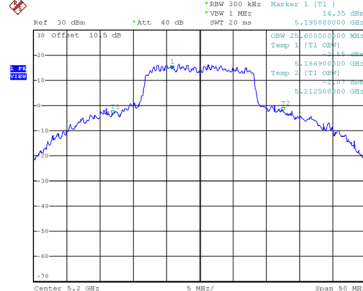


Date: 23.APR.2024 18:40:21

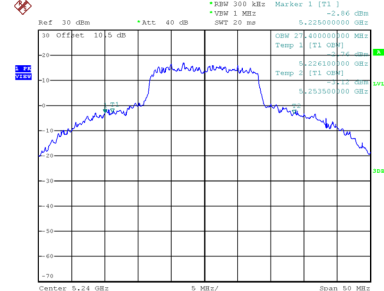
99 % Occupied Bandwidth



Date: 23.APR.2024 18:37:32



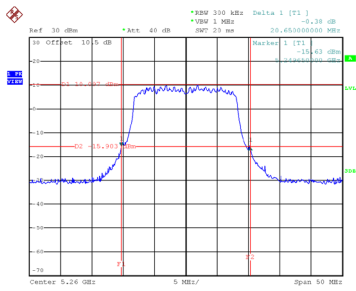
Date: 23.APR.2024 18:39:05



Date: 23.APR.2024 18:40:03

Test Frequency (MHz)	26 dB Bandwidth (MHz)	99 % Occupied Bandwidth (MHz)	Limit
5260	20.650	16.500	No limit
5300	20.590	16.500	No limit
5320	20.198	16.500	No limit

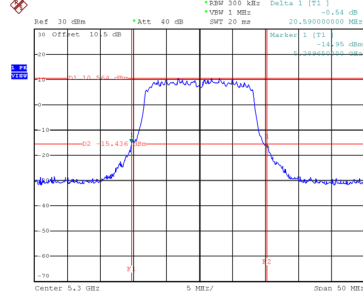
CH52



Date: 23.APR.2024 18:42:12

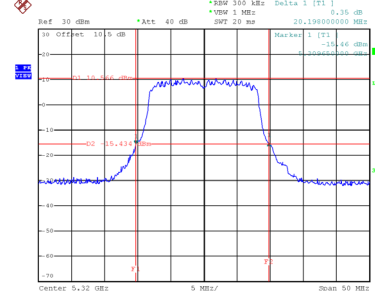
CH60

26 dB Bandwidth



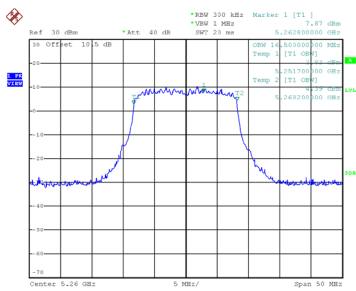
Date: 23.APR.2024 18:43:54

CH64

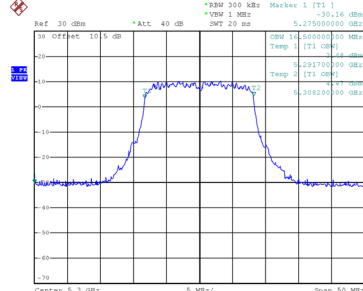


Date: 23.APR.2024 18:46:08

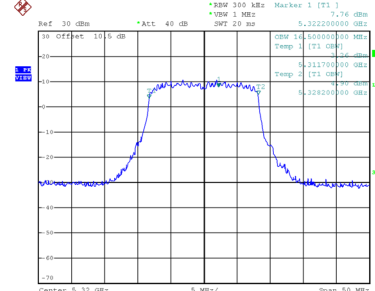
99 % Occupied Bandwidth



Date: 23.APR.2024 18:41:45



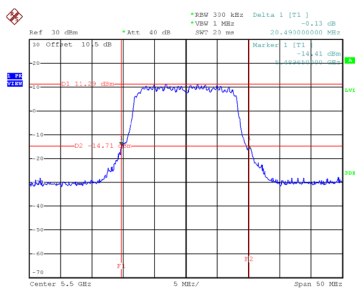
Date: 23.APR.2024 18:43:27



Date: 23.APR.2024 18:45:39

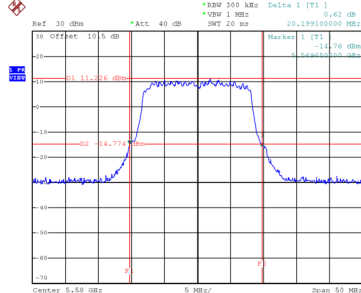
Test Frequency (MHz)	26 dB Bandwidth (MHz)	99 % Occupied Bandwidth (MHz)	Limit
5500	20.490	16.500	No limit
5580	20.199	16.500	No limit
5700	20.490	16.500	No limit

CH100



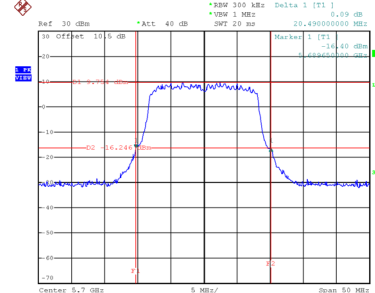
Date: 23.APR.2024 18:53:43

CH116
26 dB Bandwidth



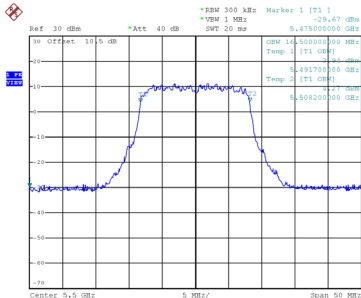
Date: 23.APR.2024 18:57:10

CH140

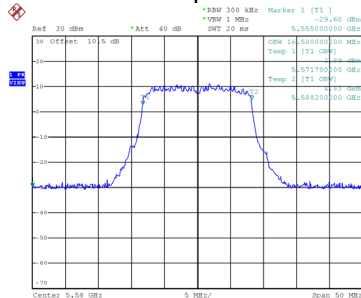


Date: 23.APR.2024 18:58:23

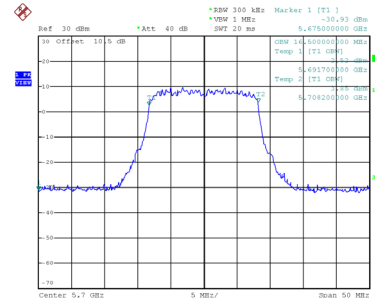
99 % Occupied Bandwidth



Date: 23.APR.2024 18:53:15



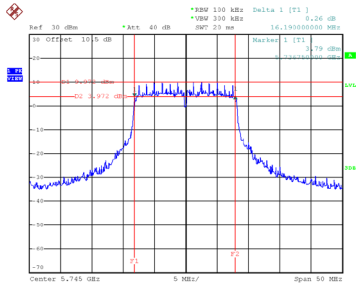
Date: 23.APR.2024 18:56:42



Date: 23.APR.2024 18:57:56

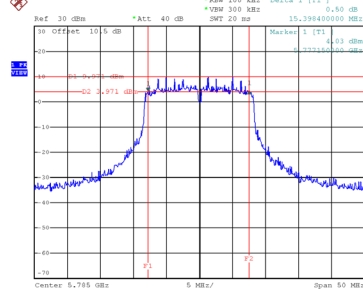
Test Frequency (MHz)	6 dB Bandwidth (MHz)	99 % Occupied Bandwidth (MHz)	Minimum 6 dB Bandwidth Limit (kHz)	Result
5745	16.190	16.500	500	Pass
5785	15.398	16.500	500	Pass
5825	15.500	16.600	500	Pass

CH149



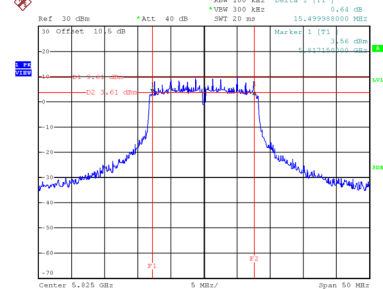
Date: 23.APR.2024 18:59:44

**CH157
6 dB Bandwidth**



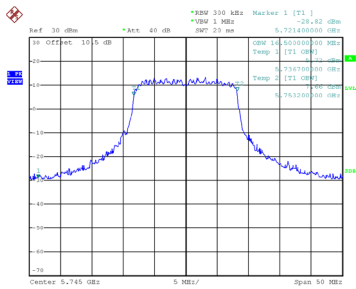
Date: 23.APR.2024 19:02:12

CH165

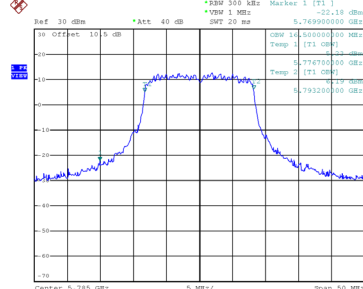


Date: 23.APR.2024 19:06:26

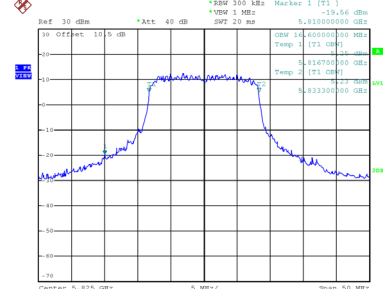
99 % Occupied Bandwidth



Date: 23.APR.2024 18:59:14



Date: 23.APR.2024 19:01:39

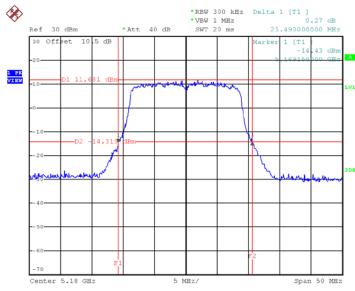


Date: 23.APR.2024 19:05:51

Test Mode	IEEE 802.11ac (VHT20)
-----------	-----------------------

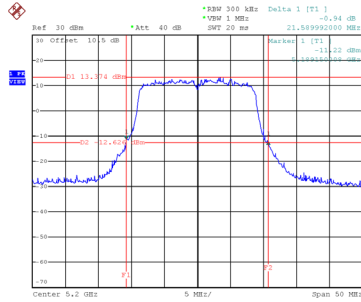
Test Frequency (MHz)	26 dB Bandwidth (MHz)	99 % Occupied Bandwidth (MHz)	Limit
5180	21.490	17.700	No limit
5200	21.590	17.700	No limit
5240	24.198	17.900	No limit

CH36



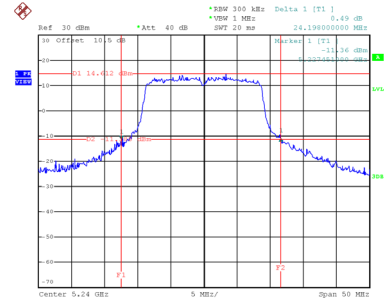
Date: 23.APR.2024 20:18:17

CH40
26 dB Bandwidth



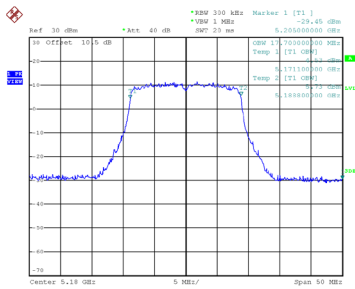
Date: 23.APR.2024 20:20:10

CH48

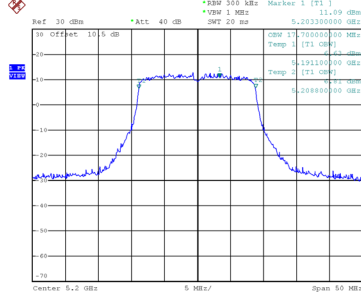


Date: 23.APR.2024 20:21:30

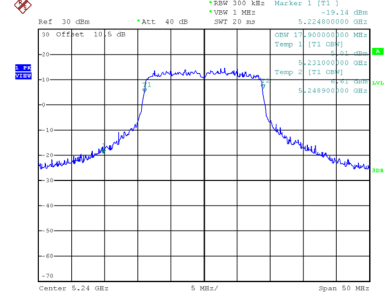
99 % Occupied Bandwidth



Date: 23.APR.2024 20:18:08



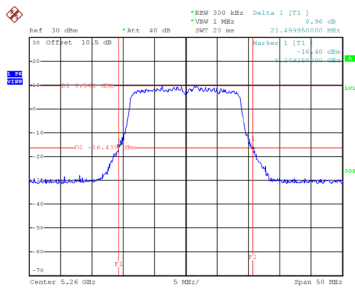
Date: 23.APR.2024 20:19:42



Date: 23.APR.2024 20:21:03

Test Frequency (MHz)	26 dB Bandwidth (MHz)	99 % Occupied Bandwidth (MHz)	Limit
5260	21.500	17.700	No limit
5300	21.650	17.700	No limit
5320	21.100	17.700	No limit

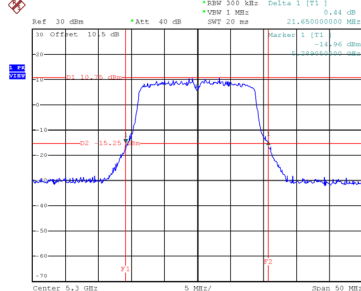
CH52



Date: 23.APR.2024 20:22:12

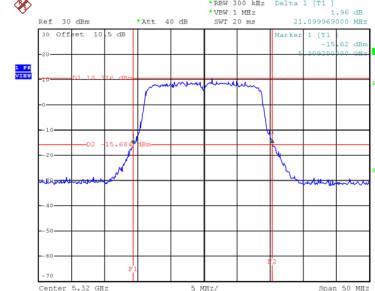
CH60

26 dB Bandwidth



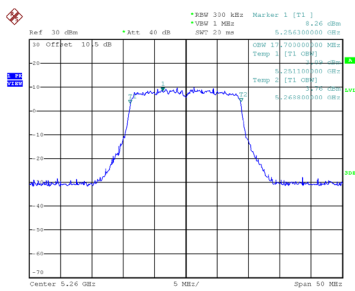
Date: 23.APR.2024 20:26:05

CH64

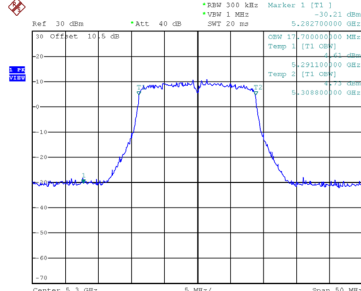


Date: 23.APR.2024 20:27:47

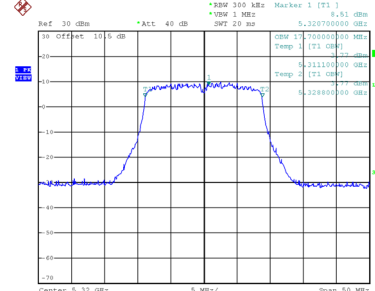
99 % Occupied Bandwidth



Date: 23.APR.2024 20:22:13



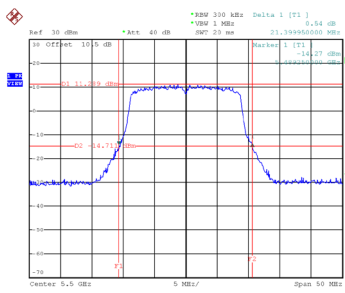
Date: 23.APR.2024 20:25:16



Date: 23.APR.2024 20:27:18

Test Frequency (MHz)	26 dB Bandwidth (MHz)	99 % Occupied Bandwidth (MHz)	Limit
5500	21.400	17.700	No limit
5580	21.700	17.700	No limit
5700	21.549	17.700	No limit

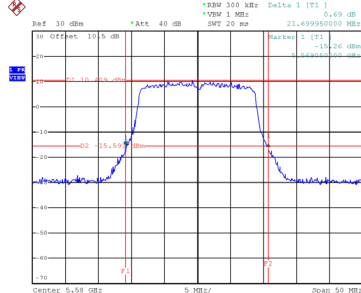
CH100



Date: 23.APR.2024 20:56:49

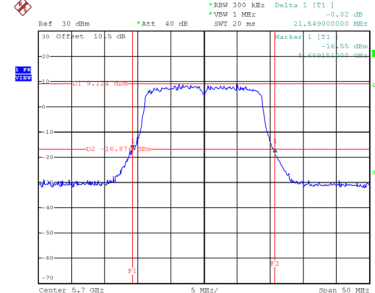
CH116

26 dB Bandwidth



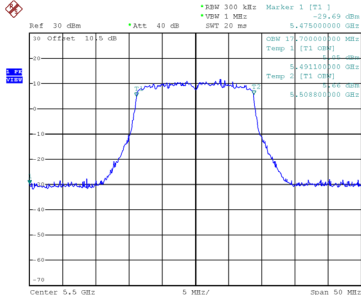
Date: 23.APR.2024 20:59:04

CH140

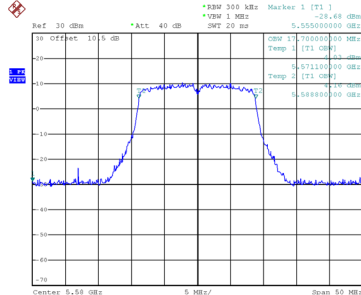


Date: 23.APR.2024 21:00:23

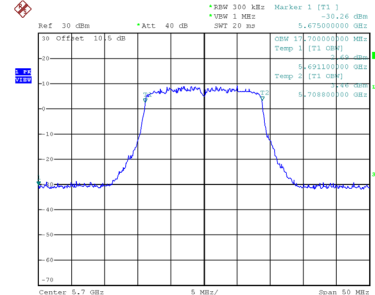
99 % Occupied Bandwidth



Date: 23.APR.2024 20:56:21



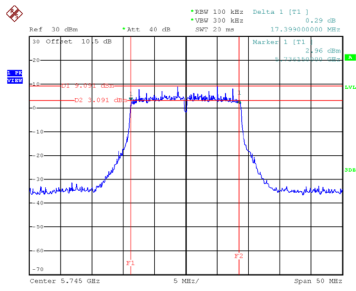
Date: 23.APR.2024 20:58:35



Date: 23.APR.2024 20:59:55

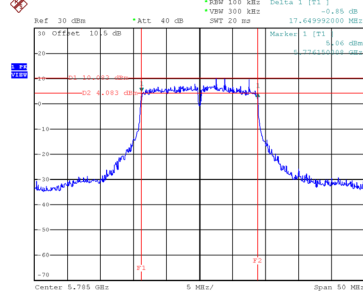
Test Frequency (MHz)	6 dB Bandwidth (MHz)	99 % Occupied Bandwidth (MHz)	Minimum 6 dB Bandwidth Limit (kHz)	Result
5745	17.399	17.700	500	Pass
5785	17.650	17.800	500	Pass
5825	15.798	17.800	500	Pass

CH149



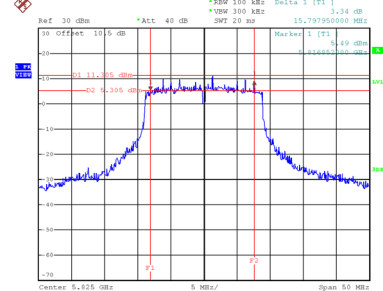
Date: 23.APR.2024 21:02:19

**CH157
6 dB Bandwidth**



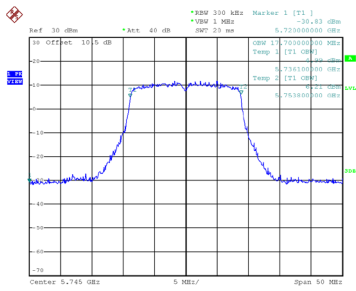
Date: 23.APR.2024 21:03:14

CH165

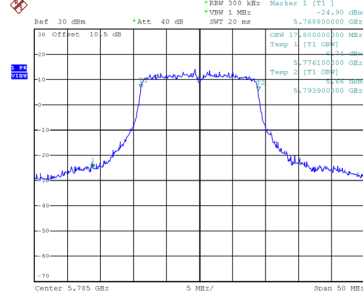


Date: 23.APR.2024 21:05:13

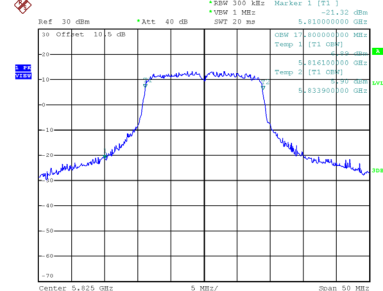
99 % Occupied Bandwidth



Date: 23.APR.2024 21:01:50



Date: 23.APR.2024 21:03:24

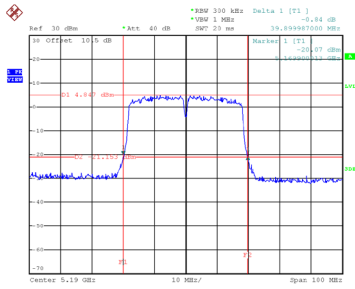


Date: 23.APR.2024 21:05:01

Test Mode	IEEE 802.11ac (VHT40)
-----------	-----------------------

Test Frequency (MHz)	26 dB Bandwidth (MHz)	99 % Occupied Bandwidth (MHz)	Limit
5190	39.900	36.200	No limit
5230	39.400	36.200	No limit

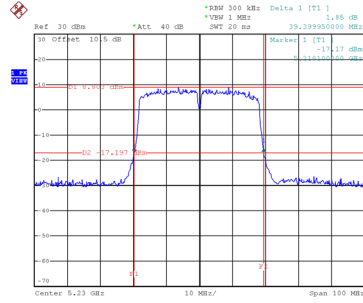
CH38



Date: 23.APR.2024 21:12:10

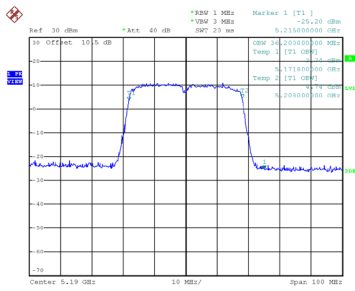
CH46

26 dB Bandwidth

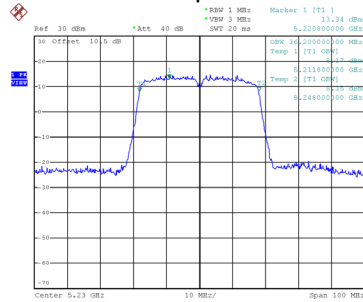


Date: 23.APR.2024 21:14:07

99 % Occupied Bandwidth



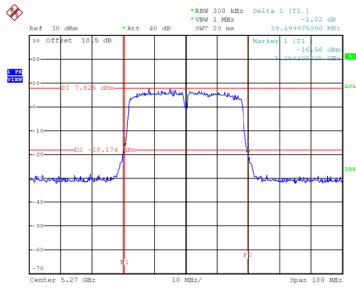
Date: 23.APR.2024 21:11:38



Date: 23.APR.2024 21:13:26

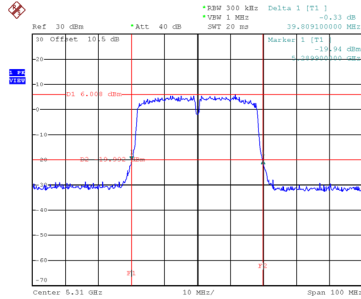
Test Frequency (MHz)	26 dB Bandwidth (MHz)	99 % Occupied Bandwidth (MHz)	Limit
5270	39.500	36.200	No limit
5310	39.809	36.400	No limit

CH54



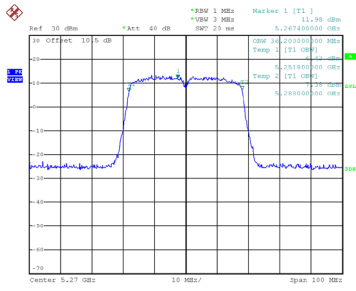
Date: 23.APR.2024 21:15:45

CH62
26 dB Bandwidth

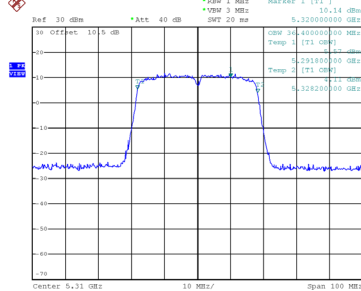


Date: 23.APR.2024 21:18:17

99 % Occupied Bandwidth



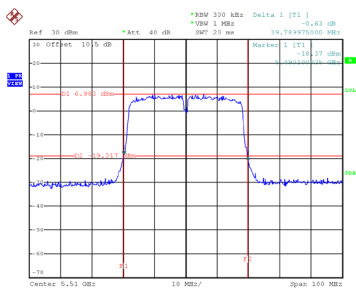
Date: 23.APR.2024 21:15:04



Date: 23.APR.2024 21:17:37

Test Frequency (MHz)	26 dB Bandwidth (MHz)	99 % Occupied Bandwidth (MHz)	Limit
5510	39.790	36.200	No limit
5550	39.790	36.400	No limit
5670	39.800	36.400	No limit

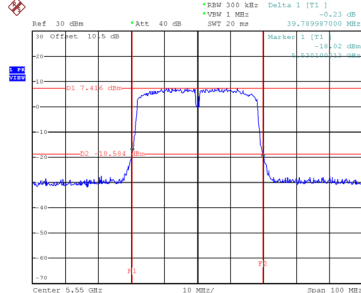
CH102



Date: 23.APR.2024 21:20:08

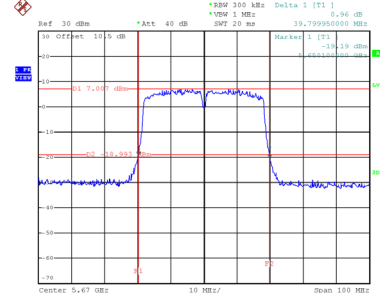
CH110

26 dB Bandwidth



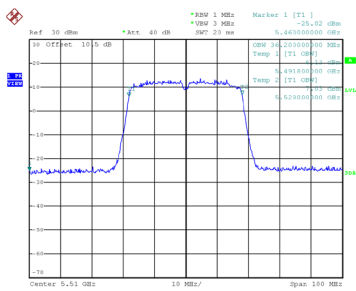
Date: 23.APR.2024 21:24:15

CH134

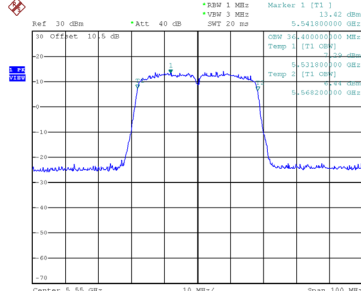


Date: 23.APR.2024 21:32:14

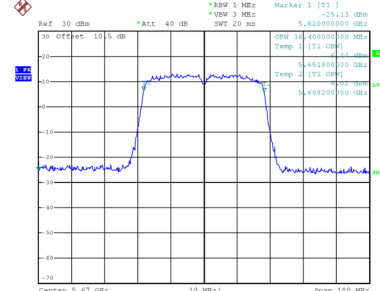
99 % Occupied Bandwidth



Date: 23.APR.2024 21:19:25



Date: 23.APR.2024 21:23:30



Date: 23.APR.2024 21:31:35