







AC Power Line Conducted Emissions Test

Radiated Emissions - 30MHz to 1000MHz

Radiated Emissions-Above 1000MHz

DFS Test

