



FCC Test Report

FCC Part15 Subpart C

Product Name : Xiaomi Router HD
Model No. : R3D
FCC ID : 2AIMRMIWIFIR3D

Applicant : Beijing Xiaomi Electronics Co., Ltd.
Address : No.58 Yard, Fifth Jinghai Road, Beijing
Economic-Technological Development Area, Beijing,
China.

Date of Receipt : Apr. 26, 2017
Test Date : Apr. 26, 2017~ Sep. 21, 2017
Issued Date : Nov. 10, 2017
Report No. : 1742412R-RF- US-P06V02
Report Version : V1.1

The test results relate only to the samples tested.

The test results shown in the test report are traceable to the national/international standard through the calibration of the equipment and evaluated measurement uncertainty herein.

This report must not be used to claim product endorsement by A2LA , TAF or any agency of the government.


The test report shall not be reproduced without the written approval of DEKRA Testing and Certification (Suzhou) Co., Ltd.

Test Report Certification


Issued Date : Nov. 10, 2017
Report No. : 1742142R-RF-US-P06V02




Product Name : Xiaomi Router HD
 Applicant : Beijing Xiaomi Electronics Co., Ltd.
 Address : No.58 Yard, Fifth Jinghai Road, Beijing
 Economic-Technological Development Area, Beijing, China.
 Manufacturer : Beijing Xiaomi Electronics Co., Ltd.
 Address : No.58 Yard, Fifth Jinghai Road, Beijing
 Economic-Technological Development Area, Beijing, China.
 Model No. : R3D
 FCC ID : 2AIMRMIWIFIR3D
 EUT Voltage : AC 100-240V/50-60Hz
 Test Voltage : AC 120V/60Hz
 Brand Name : MI
 Applicable Standard : FCC CFR Title 47 Part 15 Subpart C
 ANSI C63.4:2014; ANSI C63.10:2013;
 KDB 558074 D01v04
 KDB 662911 D01 Multiple Transmitter Output v02r01
 Test Result : Complied
 Performed Location : DEKRA Testing and Certification (Suzhou) Co., Ltd.
 No.99 Hongye Rd., Suzhou Industrial Park, Suzhou, 215006,
 Jiangsu, China
 TEL: +86-512-6251-5088 / FAX: +86-512-6251-5098
 FCC Registration Number: CN1199;

Documented By : 

 (Adm. Specialist: Kitty Li)

Reviewed By : 

 (Senior Engineer: Jack Zhang)

Approved By : 

 (Engineering Manager: Harry Zhao)

TABLE OF CONTENTS

Description	Page
1. General Information.....	6
1.1. EUT Description	6
1.2. Channel List:.....	6
1.3. Test Channel:.....	7
1.4. Antenna information	7
1.5. Mode of Operation.....	8
1.6. Tested System Details	8
1.7. Configuration of Tested System.....	9
2. Technical Test	11
2.1. Summary of Test Result.....	11
2.2. Power setting parameter.....	12
2.3. Power vs Data Rate.....	13
2.4. Test Environment.....	14
2.5. Measurement Uncertainty.....	14
3. AC Power Line Conducted Emission.....	15
3.1. Test Equipment.....	15
3.2. Test Setup.....	15
3.3. Limit.....	16
3.4. Test Procedure	16
3.5. Test Result.....	17
4. Emissions in restricted frequency bands	19
4.1. Test Equipment.....	19
4.2. Test Setup.....	20
4.3. Limit.....	21
4.4. Test Procedure	23
4.5. EUT test Axis definition.....	24
4.6. Test Result.....	25
5. Emissions in non-restricted frequency bands	89
5.1. Test Equipment.....	89
5.2. Test Setup.....	89
5.3. Limit.....	90
5.4. Test Procedure	91
5.5. EUT test Axis definition.....	92
5.6. Test Result.....	93
6. Radiated Emission Band Edge	95
6.1. Test Equipment.....	95
6.2. Test Setup.....	96

6.3.	Limit.....	96
6.4.	Test Procedure	97
6.5.	EUT test definition	98
6.6.	Duty Cycle	99
6.7.	Test Result.....	101
7.	Occupied Bandwidth.....	181
7.1.	Test Equipment.....	181
7.2.	Test Setup.....	181
7.3.	Limit.....	182
7.4.	Test Procedure	182
7.5.	EUT test definition	183
7.6.	Test Result.....	184
8.	Fundamental emission output power	186
8.1.	Test Equipment.....	186
8.2.	Test Setup.....	186
8.3.	Limit.....	187
8.4.	Test Procedure	188
8.5.	EUT test definition	190
8.6.	Test Result.....	191
9.	Power Spectral Density	193
9.1.	Test Equipment.....	193
9.2.	Test Setup.....	193
9.3.	Limit.....	193
9.4.	Test Procedure	194
9.5.	EUT test definition	196
9.6.	Test Result.....	197
10.	Antenna Requirement.....	201
10.1.	Limit.....	201
10.2.	Antenna Connector Construction.....	201

History of This Test Report

REPORT NO.	VERSION	DESCRIPTION	ISSUED DATE
1742142R-RF-US-P06V02	V1.0	Initial Issued Report	Oct. 13, 2017
1742142R-RF-US-P06V02	V1.1	Update the Emissions in restricted frequency bands	Nov. 10, 2017

1. General Information

1.1. EUT Description

Product Name	Xiaomi Router HD
Brand Name	MI
Model No.	R3D
EUT Voltage	AC 100-240V/50-60Hz
Test Voltage	AC 120V/60Hz
SW	2. 22.30
HW	R0108
Frequency Range	For 2.4GHz Band 802.11b/g/n/ac(20MHz): 2412~2462MHz 802.11n/ac(40MHz): 2422~2452MHz
Channel Number	For 2.4GHz Band 802.11b/g/n/ac(20MHz): 11 802.11n/ac(40MHz): 7
Type of Modulation	802.11b: DSSS 802.11g/n/ac: OFDM
Data Rate	802.11g: 6/9/12/18/24/36/48/54 Mbps 802.11b: 1/2/5.5/11 Mbps 802.11n/ac: up to 400 Mbps
Channel Control	Auto

1.2. Channel List:

802.11b/g/n/ac(20MHz) Working Frequency of Each Channel:							
Channel	Frequency	Channel	Frequency	Channel	Frequency	Channel	Frequency
01	2412 MHz	02	2417 MHz	03	2422 MHz	04	2427 MHz
05	2432 MHz	06	2437 MHz	07	2442 MHz	08	2447 MHz
09	2452 MHz	10	2457 MHz	11	2462 MHz	N/A	N/A
802.11n/ac(40MHz) Working Frequency of Each Channel:							
Channel	Frequency	Channel	Frequency	Channel	Frequency	Channel	Frequency
03	2422 MHz	04	2427 MHz	05	2432 MHz	06	2437 MHz
07	2442 MHz	08	2447 MHz	09	2452 MHz	N/A	N/A

1.3. Test Channel:

802.11b/g/n/ac(20MHz) Working Frequency of Each Channel:							
Channel	Frequency	Channel	Frequency	Channel	Frequency	Channel	Frequency
01	2412 MHz	06	2437MHz	11	2462 MHz	N/A	N/A
802.11n/ac(40MHz) Working Frequency of Each Channel:							
Channel	Frequency	Channel	Frequency	Channel	Frequency	Channel	Frequency
03	2422 MHz	06	2437 MHz	09	2452 MHz	N/A	N/A

1.4. Antenna information

Antenna manufacturer	N/A							
Antenna Delivery	<input type="checkbox"/>	1*TX+1*RX	<input type="checkbox"/>	2*TX+2*RX	<input type="checkbox"/>	3*TX+3*RX	<input checked="" type="checkbox"/>	4*TX+4*RX
Antenna technology	<input type="checkbox"/>	SISO						
	<input checked="" type="checkbox"/>	MIMO	<input type="checkbox"/>	Basic				
			<input type="checkbox"/>	Sectorized antenna systems				
			<input type="checkbox"/>	Cross-polarized antennas				
			<input type="checkbox"/>	Unequal antenna gains, with equal transmit powers				
			<input type="checkbox"/>	Spatial Multiplexing				
			<input checked="" type="checkbox"/>	CDD				
			<input checked="" type="checkbox"/>	Beam-forming				
Antenna Type	<input checked="" type="checkbox"/>	External	<input checked="" type="checkbox"/>	Dipole				
	<input type="checkbox"/>	Internal	<input type="checkbox"/>	PIFA				
			<input type="checkbox"/>	PCB				
			<input type="checkbox"/>	Ceramic Chip Antenna				
			<input type="checkbox"/>	Metal plate type F antenna				
			<input type="checkbox"/>	Cross-polarize Antenna				
			<input type="checkbox"/>	Samrt antenna				
			Antenna Gain #1	2dBi				
Antenna Gain #2	2dBi							
Antenna Gain #3	2dBi							
Antenna Gain #4	2dBi							
Antenna Gain with Beamforming	8.02dBi							

1.5. Mode of Operation

Test Modes List
Mode 1: Transmit by 802.11b
Mode 2: Transmit by 802.11g
Mode 3: Transmit by 802.11n(20MHz)
Mode 4: Transmit by 802.11n(40MHz)
Mode 5: Transmit by 802.11ac(20MHz)
Mode 6: Transmit by 802.11ac(40MHz)
Mode 7: Transmit by 802.11n(20MHz) with Beamforming
Mode 8: Transmit by 802.11n(40MHz) with Beamforming
Mode 9: Transmit by 802.11ac(20MHz) with Beamforming
Mode 10: Transmit by 802.11ac(40MHz) with Beamforming

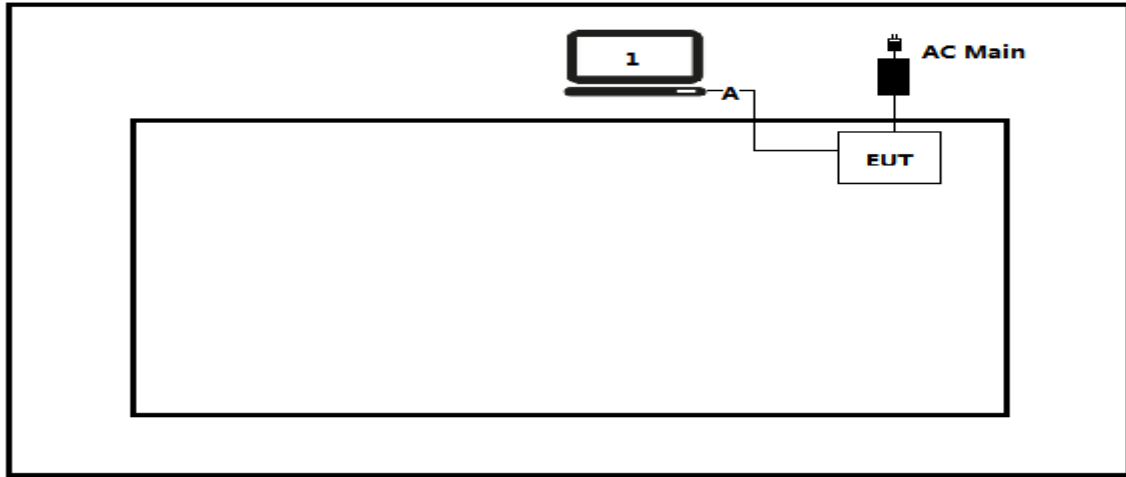
1.6. Tested System Details

The types for all equipments, plus descriptions of all cables used in the tested system (including inserted cards) are:

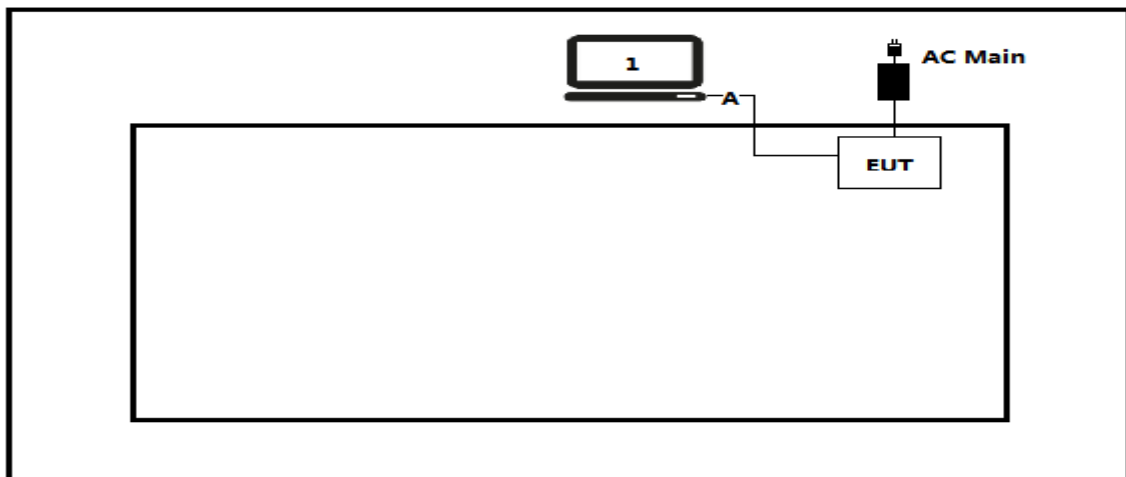
No.	Product	Manufacturer	Model No.	Serial No.	Power Cord
1	Notebook	Lenovo	Think pad x220	SUA0600195	Non-shielded
A	LAN cable	N/A	N/A	N/A	Non-shielded, 1.5m
B	LAN cable	N/A	N/A	N/A	Non-shielded, 10m
C	LAN cable	N/A	N/A	N/A	Non-shielded, 1.5m

1.7. Configuration of Tested System

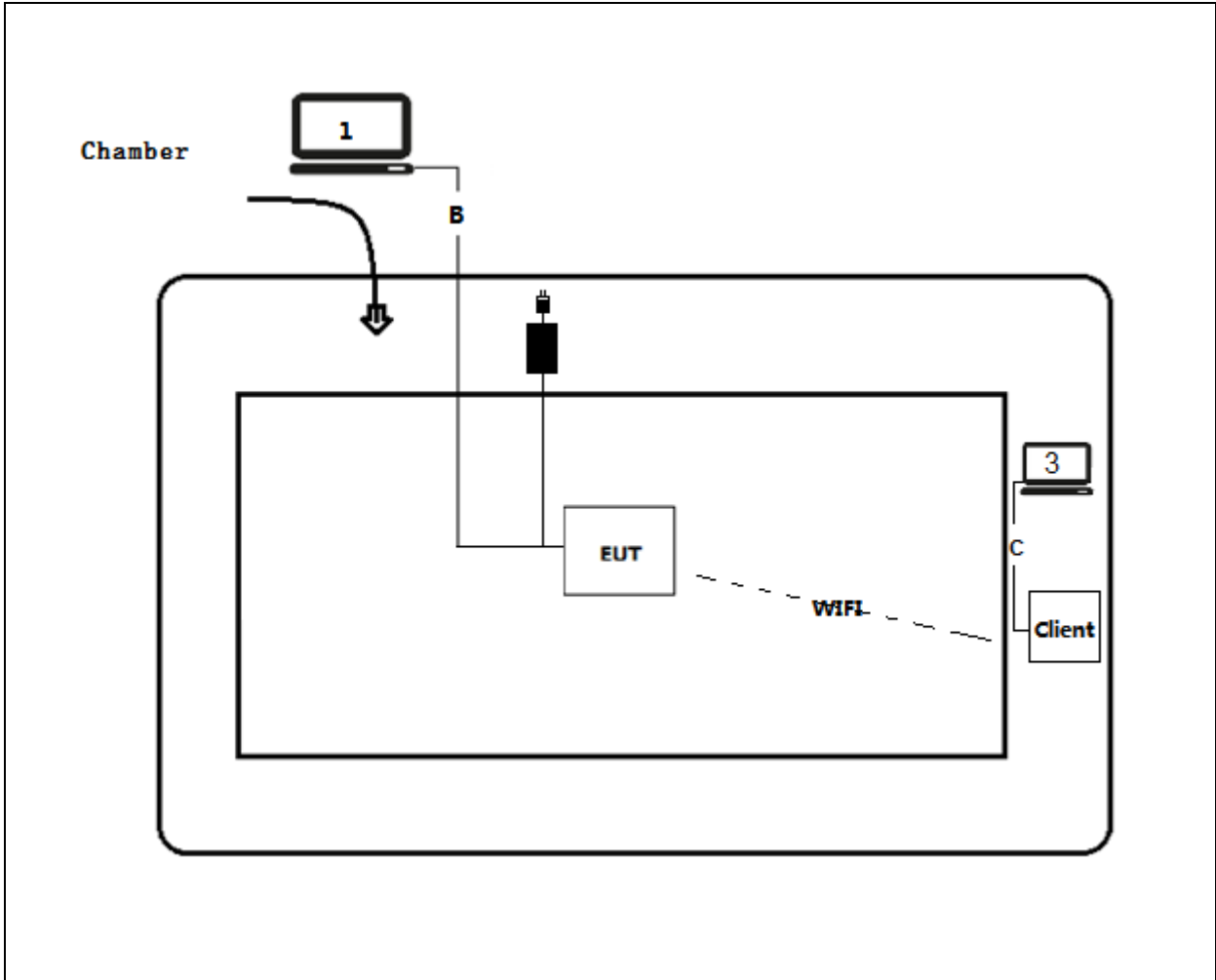
Test setup Diagram- AC Line Conducted Emission Test



Test setup Diagram- AC Line Conducted Emission Test



Test setup Diagram- Radiated Emission



2. Technical Test

2.1. Summary of Test Result

Performed Test Item	Normative References	Limit	Result
AC Power Line Conducted Emission	FCC CFR Title 47 Part 15 Subpart C: 2015 Section 15.207	FCC 15.207	PASS
Emissions in restricted frequency bands	FCC CFR Title 47 Part 15 Subpart C: 2015 Section 15.209	FCC 15.209	PASS
Emissions in non-restricted frequency bands	FCC CFR Title 47 Part 15 Subpart C: 2015 Section 15.247(d)	30dBc	PASS
Radiated Emission Band Edge	FCC CFR Title 47 Part 15 Subpart C: 2015 15.247(d)	FCC 15.209	PASS
Occupied Bandwidth	FCC CFR Title 47 Part 15 Subpart C: 2015 Section 15.247(a)(2)	500kHz	PASS
Fundamental emission output power	FCC CFR Title 47 Part 15 Subpart C: 2015 Section 15.247(b)(3)	30dBm	PASS
Power Spectral Density	FCC CFR Title 47 Part 15 Subpart C: 2015 Section 15.247(e)	8dBm/3kHz	PASS
Antenna Requirement	FCC CFR Title 47 Part 15 Subpart C: 2015 Section 15.203	FCC 15.203	PASS

2.2. Power setting parameter

Test Software	QRCT	
	Test Frequency	Ant 1+2+3+4
802.11b	2412	18
	2437	18
	2462	17
802.11g	2412	14
	2437	14
	2462	13
802.11n(20MHz)	2412	13
	2437	13
	2462	12
802.11n(40MHz)	2422	11
	2437	11
	2452	9
802.11ac(20MHz)	2412	13
	2437	13
	2462	12
802.11ac(40MHz)	2422	11
	2437	11
	2452	9
802.11n(20MHz) with Beamforming	2412	13
	2437	13
	2462	12
802.11n(40MHz) with Beamforming	2422	11
	2437	11
	2452	9
802.11ac(20MHz) with Beamforming	2412	13
	2437	13
	2462	12
802.11ac(40MHz) with Beamforming	2422	10
	2437	10
	2452	10

2.3. Power vs Data Rate

2.4GHz Band			
Mode	Date rate	TX & RX Configuration	
802.11b	1 ~ 11Mbps	4TX	4RX
802.11g	6 ~ 54Mbps	4TX	4RX
802.11n(20MHz)	MCS 0 ~ 31	4TX	4RX
802.11n(40MHz)	MCS 0 ~ 31	4TX	4RX
VHT(20MHz)	MCS 0 ~ 35 NSS=4	4TX	4RX
VHT(40MHz)	MCS 0 ~ 39 NSS=4	4TX	4RX

Note: We have evaluated low, mid, high data rate, shown in the report is the worst data.

2.4. Test Environment

Items	Required (IEC 68-1)	Actual
Temperature (°C)	15-35	21
Humidity (%RH)	25-75	50
Barometric pressure (mbar)	860-1060	950-1000

2.5. Measurement Uncertainty

Test Items	Uncertainty
AC Power Line Conducted Emission	$\pm 2.02\text{dB}$
Radiated Emission	Below 1GHz $\pm 3.8\text{ dB}$
	Above 1GHz $\pm 3.9\text{ dB}$
RF Antenna Port Conducted Emission	$\pm 1.27\text{dB}$
Radiated Emission Band Edge	$\pm 3.9\text{dB}$
Occupied Bandwidth	$\pm 1\text{kHz}$
Power Spectral Density	$\pm 1.27\text{dB}$

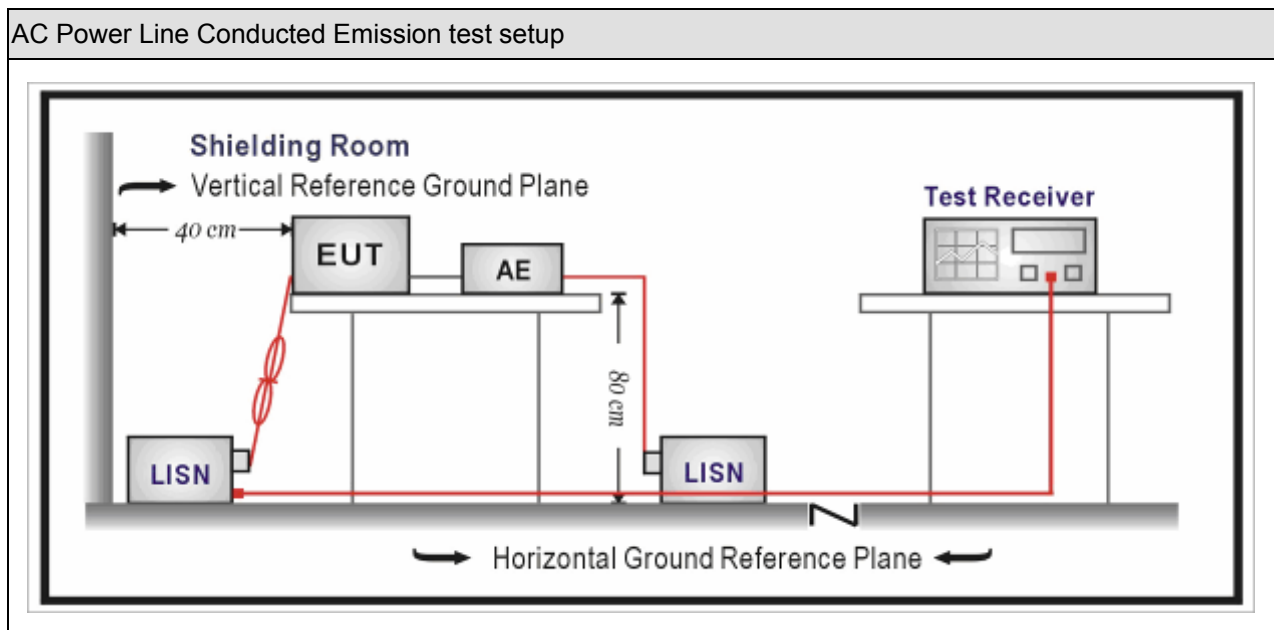
3. AC Power Line Conducted Emission

3.1. Test Equipment

AC Power Line Conducted Emission / TR-1					
Instrument	Manufacturer	Type No.	Serial No.	Cal. Date	Cal. Due Date
EMI Test Receiver	R&S	ESCI	100906	2017.03.05	2018.03.04
Two-Line V-Network	R&S	ENV 216	101189	2017.07.16	2018.07.15
Two-Line V-Network	R&S	ENV 216	101044	2017.09.16	2018.09.15
50ohm Coaxial Switch	Anritsu	MP59B	6200464462	N/A	N/A
50ohm Termination	SHX	TF2	07081402	2017.09.16	2018.09.15
Temperature/Humidity Meter	Zhichen	ZC1-2	TR1-TH	2017.01.04	2018.01.03

Note: All equipments are calibrated with traceable calibrations. Each calibration is traceable to the national or international standards.

3.2. Test Setup



3.3. Limit

Frequency of Emission (MHz)	Conducted Limit	
	Quasi-peak (dB μ V)	Average (dB μ V)
0.15-0.5	66 to 56	56 to 46
0.5-5	56	46
5-30	60	50

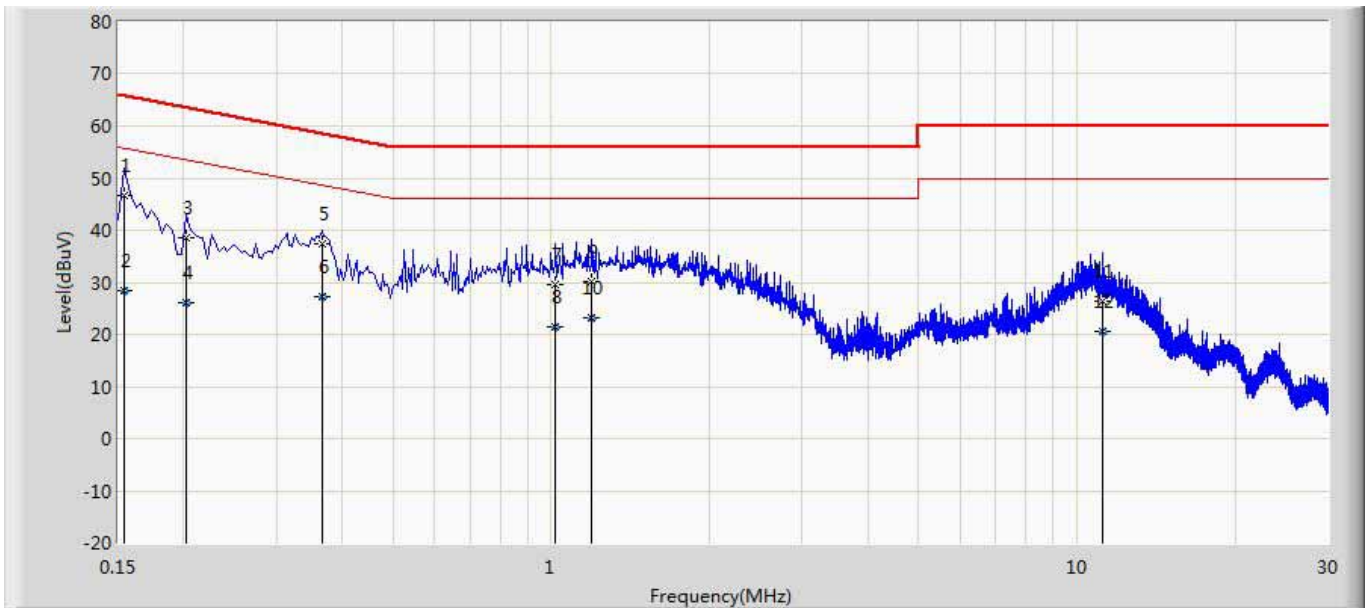
Note 1: The lower limit shall apply at the transition frequencies.
 Note 2: The limit decreases linearly with the logarithm of the frequency in the range 0.15 MHz to 0.5 MHz.

3.4. Test Procedure

Test Method			
	References Rule	Chapter	Item
<input checked="" type="checkbox"/>	ANSI C63.10-2013	6.2	Standard test method for ac power-line conducted emissions from unlicensed wireless devices
<input checked="" type="checkbox"/>	ANSI C63.4-2014	7	AC power-line conducted emission measurements

3.5. Test Result

Engineer: Bob Yu	
Site: TR1	Time: 2017/08/09
Limit: FCC_Part15.207_CE_AC Power_ClassB	Margin: 0
Probe: ENV216_101190(0.009-30MHz)	Polarity: Line
EUT: Xiaomi Router HD	Power: AC 120V/60Hz
Note: Mode 1: Transmit at channel 2412MHz by 802.11B	

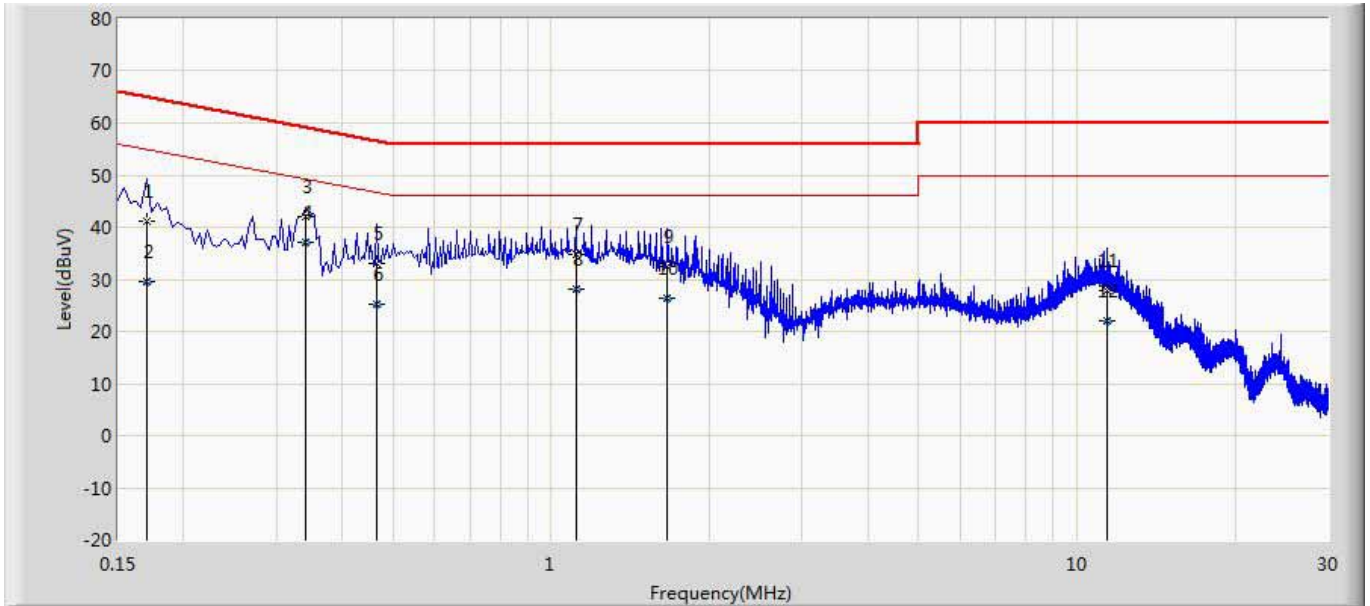


No	Mark	Frequency (MHz)	Measure Level (dBuV)	Reading Level (dBuV)	Over Limit (dB)	Limit (dBuV)	Probe (dB)	Cable (dB)	Amp (dB)	Type
1	*	0.154	46.766	37.132	-19.015	65.781	9.609	0.025	0.000	QP
2		0.154	28.431	18.797	-27.350	55.781	9.609	0.025	0.000	AV
3		0.202	38.525	28.895	-25.003	63.528	9.601	0.029	0.000	QP
4		0.202	26.185	16.555	-27.343	53.528	9.601	0.029	0.000	AV
5		0.366	37.259	27.623	-21.332	58.591	9.600	0.036	0.000	QP
6		0.366	27.316	17.680	-21.275	48.591	9.600	0.036	0.000	AV
7		1.018	29.521	19.851	-26.479	56.000	9.610	0.060	0.000	QP
8		1.018	21.530	11.860	-24.470	46.000	9.610	0.060	0.000	AV
9		1.194	30.055	20.379	-25.945	56.000	9.610	0.066	0.000	QP
10		1.194	23.059	13.383	-22.941	46.000	9.610	0.066	0.000	AV
11		11.186	26.503	16.489	-33.497	60.000	9.801	0.213	0.000	QP
12		11.186	20.669	10.655	-29.331	50.000	9.801	0.213	0.000	AV

Note:

1. " * ", means this data is the worst emission level.
2. Measurement Level = Reading Level + Factor(Probe+Cable-Amp).

Engineer: Bob Yu	
Site: TR1	Time: 2017/08/09
Limit: FCC_Part15.207_CE_AC Power_ClassB	Margin: 0
Probe: ENV216_101190(0.009-30MHz)	Polarity: Neutral
EUT: Xiaomi Router HD	Power: AC 120V/60Hz
Note: Mode 1: Transmit at channel 2412MHz by 802.11B	



No	Mark	Frequency (MHz)	Measure Level (dBuV)	Reading Level (dBuV)	Over Limit (dB)	Limit (dBuV)	Probe (dB)	Cable (dB)	Amp (dB)	Type
1		0.170	41.145	31.523	-23.816	64.960	9.594	0.027	0.000	QP
2		0.170	29.460	19.839	-25.500	54.960	9.594	0.027	0.000	AV
3		0.342	42.130	32.500	-17.025	59.155	9.595	0.035	0.000	QP
4	*	0.342	36.962	27.332	-12.192	49.155	9.595	0.035	0.000	AV
5		0.466	33.102	23.471	-23.483	56.585	9.591	0.041	0.000	QP
6		0.466	25.309	15.677	-21.276	46.585	9.591	0.041	0.000	AV
7		1.114	34.813	25.159	-21.187	56.000	9.592	0.062	0.000	QP
8		1.114	28.206	18.552	-17.794	46.000	9.592	0.062	0.000	AV
9		1.662	32.439	22.758	-23.561	56.000	9.603	0.079	0.000	QP
10		1.662	26.338	16.656	-19.662	46.000	9.603	0.079	0.000	AV
11		11.418	27.883	17.829	-32.117	60.000	9.838	0.215	0.000	QP
12		11.418	21.967	11.913	-28.033	50.000	9.838	0.215	0.000	AV

Note:

1. " * ", means this data is the worst emission level.
2. Measurement Level = Reading Level + Factor(Probe+Cable-Amp).

4. Emissions in restricted frequency bands

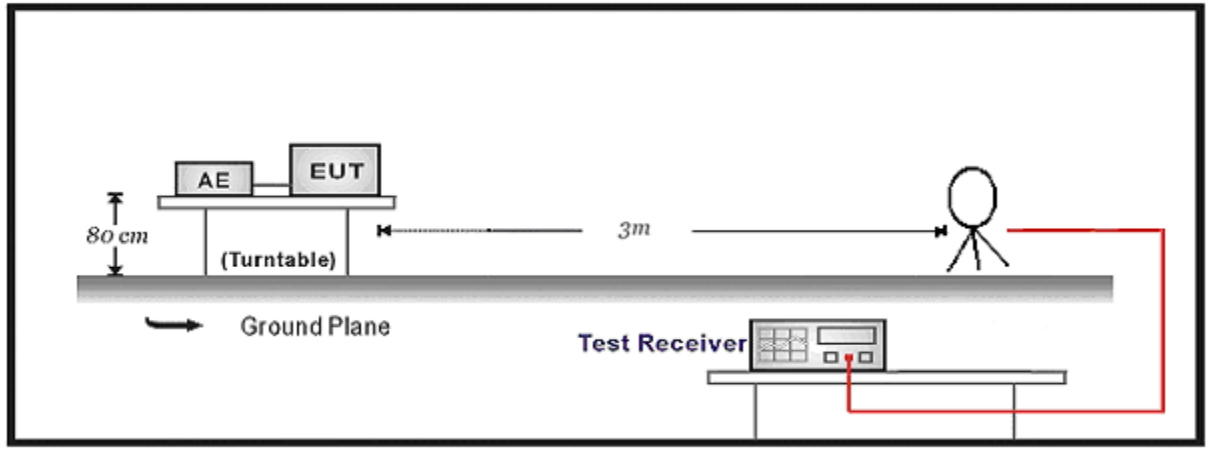
4.1. Test Equipment

Radiated Emission(Below 1GHz) / AC-2					
Instrument	Manufacturer	Type No.	Serial No.	Cal. Date	Cal. Due Date
EMI Test Receiver	R&S	ESCI	100573	2017.03.29	2018.03.28
Loop Antenna	R&S	HFH2-Z2	833799/003	2016.11.16	2017.11.15
Bilog Antenna	Teseq GmbH	CBL6112D	27611	2016.10.16	2017.10.15
Coaxial Cable	Huber+Suhner	SUCOFLEX 106	AC2-C	2017.03.02	2018.03.01
Temperature/Humidity Meter	Zhichen	ZC1-2	AC2-TH	2017.01.04	2018.01.03
Note: All equipments are calibrated with traceable calibrations. Each calibration is traceable to the national or international standards.					

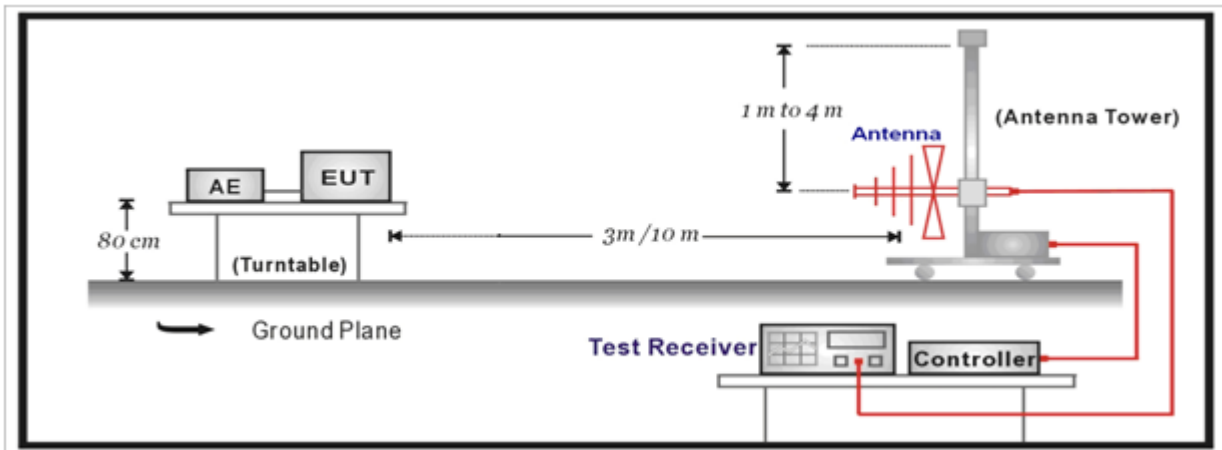
Radiated Emission(Above 1GHz) / AC-5					
Instrument	Manufacturer	Type No.	Serial No.	Cal. Date	Cal. Due Date
Spectrum Analyzer	Agilent	E4446A	MY45300103	2017.01.03	2018.01.02
Preamplifier	Miteq	NSP1800-25	1364185	2017.05.06	2018.05.05
Preamplifier	DEKRA Testing and Certification (Suzhou) Co., Ltd.	AP-040G	CHM-0906001	2017.05.06	2018.05.05
DRG Horn	ETS-Lindgren	3117	00123988	2017.01.22	2018.01.21
Broad-Band Horn Antenna	Schwarzbeck	BBHA9170	294	2016.11.25	2017.11.24
Coaxial Cable	Huber+Suhner	SUCOFLEX 106	AC5-C1	2017.03.02	2018.03.01
Coaxial Cable	Huber+Suhner	SUCOFLEX 106	AC5-C2	2017.03.02	2018.03.01
Coaxial Cable	Huber+Suhner	SUCOFLEX 102	AC5-C3	2017.03.02	2018.03.01
EMI Receiver	Agilent	N9038A	MY51210196	2017.06.10	2018.06.09
Temperature/Humidity Meter	Zhichen	ZC1-2	AC5-TH	2017.01.04	2018.01.03
Note: All equipments are calibrated with traceable calibrations. Each calibration is traceable to the national or international standards.					

4.2. Test Setup

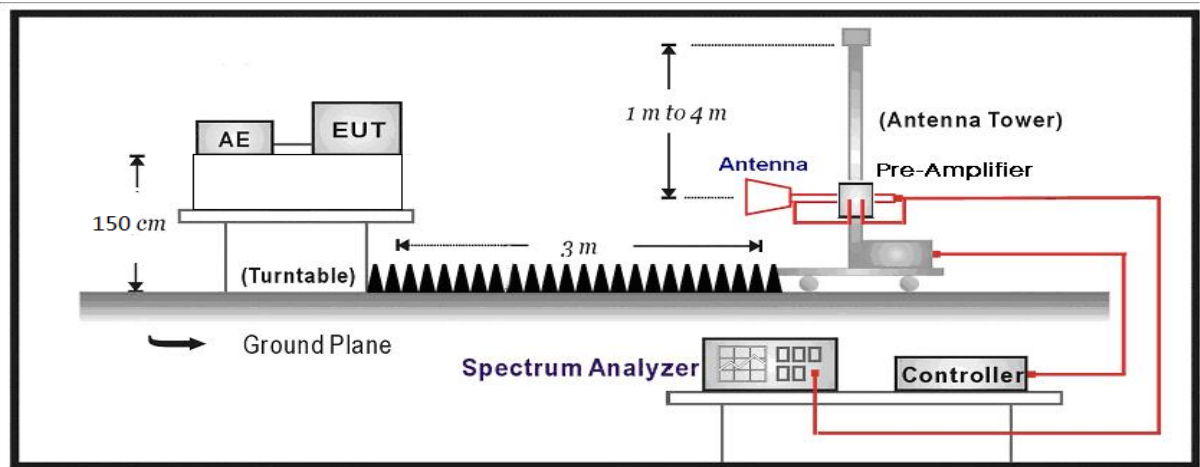
Below 30MHz Test Setup:



30MHz-1GHz Test Setup:



Above 1GHz Test Setup:



4.3. Limit

For FCC:

Restricted Bands of operation			
Frequency (MHz)	Frequency (MHz)	Frequency (MHz)	Frequency (GHz)
0.090 – 0.110	16.42 – 16.423	399.9 – 410	4.5 – 5.15
0.495 – 0.505	16.69475 – 16.69525	608 – 614	5.35 – 5.46
2.1735 – 2.1905	16.80425 – 16.80475	960 – 1240	7.25 – 7.75
4.125 – 4.128	25.5 – 25.67	1300 – 1427	8.025 – 8.5
4.17725 – 4.17775	37.5 – 38.25	1435 – 1626.5	9.0 – 9.2
4.20725 – 4.20775	73 – 74.6	1645.5 – 1646.5	9.3 – 9.5
6.215 – 6.218	74.8 – 75.2	1660 – 1710	10.6 – 12.7
6.26775 – 6.26825	108 – 121.94	1718.8 – 1722.2	13.25 – 13.4
6.31175 – 6.31225	123 – 138	2200 – 2300	14.47 – 14.5
8.291 – 8.294	149.9 – 150.05	2310 – 2390	15.35 – 16.2
8.362 – 8.366	156.52475 – 156.52525	2483.5 – 2500	17.7 – 21.4
8.37625 – 8.38675	156.7 – 156.9	2690 – 2900	22.01 – 23.12
8.81425 – 8.81475	162.0125 – 167.17	3260 – 3267	23.6 – 24.0
12.29 – 12.293	167.72 – 173.2	3332 – 3339	31.2 – 31.8
12.51975 – 12.52025	240 – 285	3345.8 – 3358	36.43 – 36.5
12.57675 – 12.57725	322 – 335.4	3600 – 4400	
13.36 – 13.41			

Restricted Band Emissions Limit			
Frequency (MHz)	Field strength (μ V/m)	Field strength (dB μ V/m)	Measurement distance (m)
0.009 - 0.49	2400/F(kHz)	48.5 – 13.8	300 _(Note 1)
0.49 - 1.705	24000/F(kHz)	33.8 - 23	30 _(Note 1)
1.705 - 30	30	29.5	30 _(Note 1)
30 - 88	100	40	3 _(Note 2)
88 - 216	150	43.5	3 _(Note 2)
216 - 960	200	46	3 _(Note 2)
Above 960	500	54	3 _(Note 2)


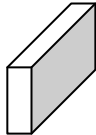
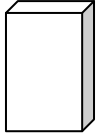

Note 1: At frequencies below 30 MHz, measurements may be performed at a distance closer than that specified in the regulations; however, an attempt should be made to avoid making measurements in the near field. Pending the development of an appropriate measurement procedure for measurements performed below 30 MHz, when performing measurements at a closer distance than specified, the results shall be extrapolated to the specified distance by either making measurements at a minimum of two distances on at least one radial to determine the proper extrapolation factor or by using the square of an inverse linear distance extrapolation factor (40 dB/decade).

Note 2: At frequencies at or above 30 MHz, measurements may be performed at a distance other than what is specified provided: measurements are not made in the near field except where it can be shown that near field measurements are appropriate due to the characteristics of the device; and it can be demonstrated that the signal levels needed to be measured at the distance employed can be detected by the measurement equipment. Measurements shall not be performed at a distance greater than 30 meters unless it can be further demonstrated that measurements at a distance of 30 meters or less are impractical. When performing measurements at a distance other than that specified, the results shall be extrapolated to the specified distance using an extrapolation factor of 20 dB/decade (inverse linear-distance for field strength measurements; inverse-linear-distance-squared for power density measurements).

4.4. Test Procedure

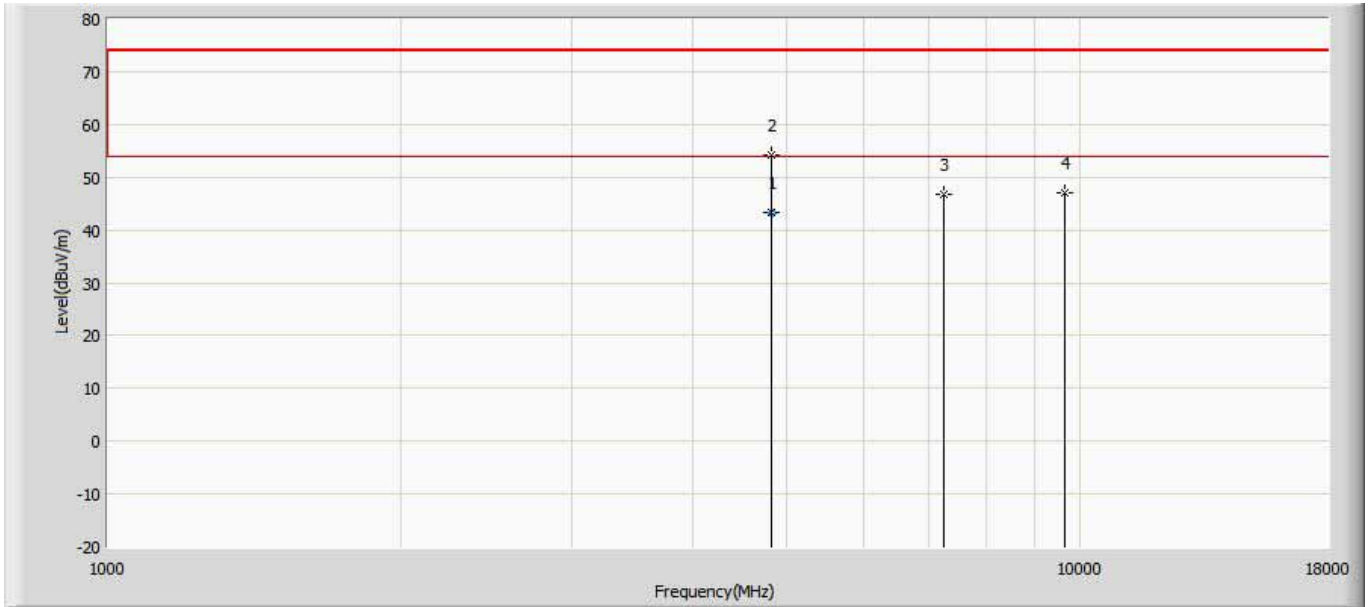
Test Method			
	References Rule	Chapter	Description
<input type="checkbox"/>	ANSI C63.10	11.11	Emissions in non-restricted frequency bands
	<input type="checkbox"/> ANSI C63.10	11.11.2	Reference level measurement
	<input type="checkbox"/> ANSI C63.10	11.11.3	Emission level measurement
<input checked="" type="checkbox"/>	ANSI C63.10	11.12	Emissions in restricted frequency bands
	<input checked="" type="checkbox"/> ANSI C63.10	11.12.1	Radiated emission measurements
	<input checked="" type="checkbox"/> ANSI C63.10	11.12.2.7	Radiated spurious emission test
	<input checked="" type="checkbox"/> ANSI C63.10	6.4	Radiated emissions from unlicensed wireless devices below 30 MHz
	<input checked="" type="checkbox"/> ANSI C63.10	6.5	Radiated emissions from unlicensed wireless devices in the frequency range of 30 MHz to 1000 MHz
	<input checked="" type="checkbox"/> ANSI C63.10	6.6	Radiated emissions from unlicensed wireless devices above 1 GHz
	<input type="checkbox"/> ANSI C63.10	11.12.2.3	Quasi-peak measurement procedure
	<input checked="" type="checkbox"/> ANSI C63.10	11.12.2.4	Peak power measurement procedure
	<input checked="" type="checkbox"/> ANSI C63.10	11.12.2.5	Average power measurement procedures
	<input type="checkbox"/> ANSI C63.10	11.12.2.5.1	Trace averaging with continuous EUT transmission at full power
	<input type="checkbox"/> ANSI C63.10	11.12.2.5.2	Trace averaging across ON and OFF times of the EUT transmissions followed by duty cycle correction
	<input checked="" type="checkbox"/> ANSI C63.10	11.12.2.5.3	Reduced VBW averaging across ON and OFF times of the EUT transmissions with max hold

4.5. EUT test Axis definition

Item	Emissions in restricted frequency bands			
Device Category	<input checked="" type="checkbox"/>	Fixed position use		
	<input type="checkbox"/>	Mobile position use		
Test mode	Mode 1~10			
Test method	<input checked="" type="checkbox"/>	Radiated		
		X Axis	Y Axis	Z Axis
				
		Worst Axis <input checked="" type="checkbox"/>	Worst Axis <input type="checkbox"/>	Worst Axis <input type="checkbox"/>
	<input type="checkbox"/>	Conducted		
	<input type="checkbox"/>	Chain 1	Chain 2	Chain 3
				

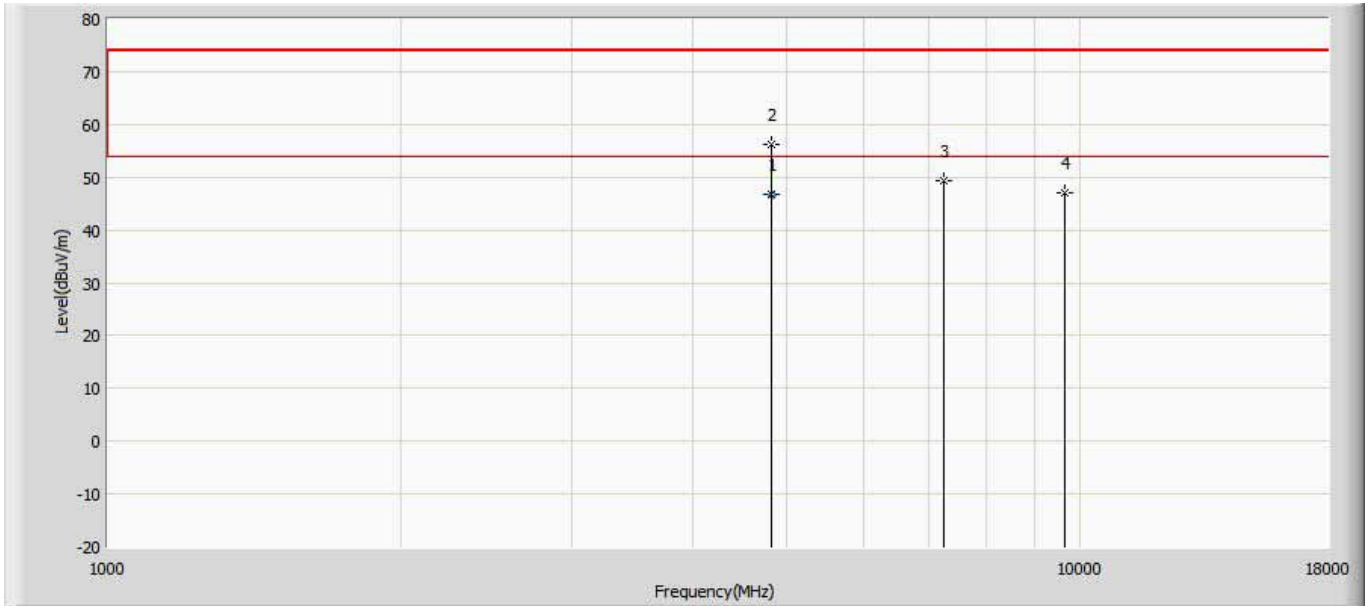
4.6. Test Result

Engineer: Damon	
Site: AC5	Time: 2017/07/24 - 09:38
Limit: FCC_Part15.209_RE(3m)	Margin: 0
Probe:Horn_3117_00167055(1-18GHz)	Polarity: Horizontal
EUT:Xiaomi Router HD	Power: AC 120V/60Hz
Note: Mode 1:Transmit at channel 2412MHz by 11B	



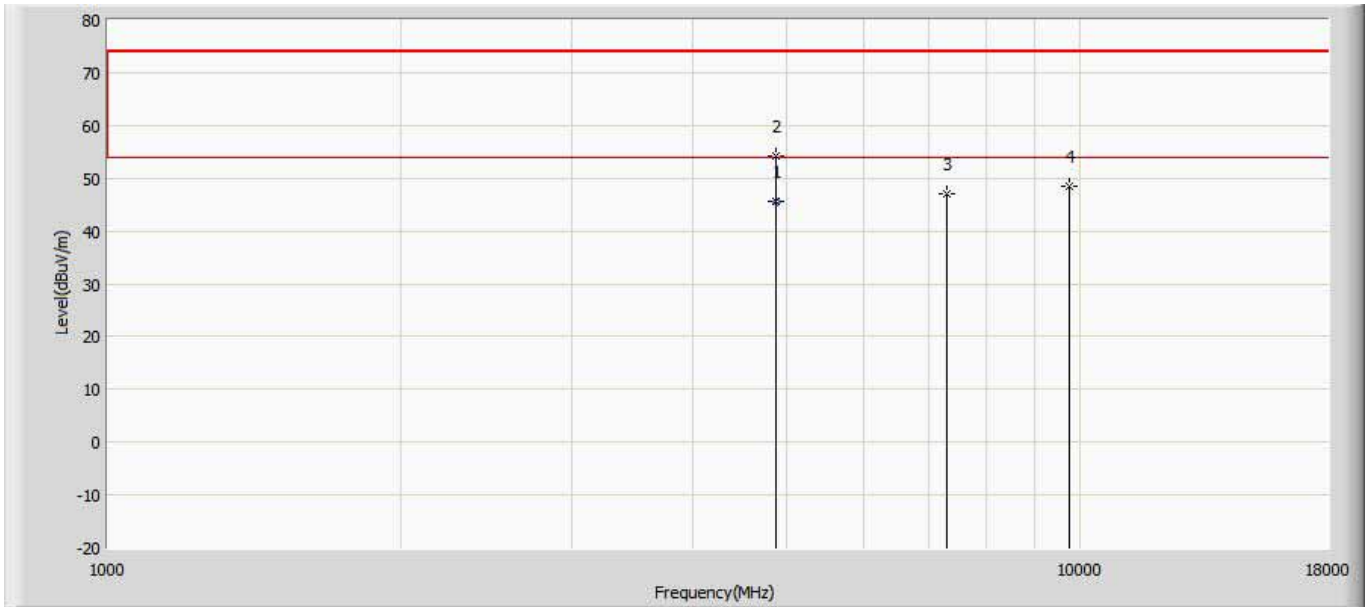
No	Mark	Frequency (MHz)	Measure Level (dBuV/m)	Reading Level (dBuV)	Over Limit (dB)	Limit (dBuV/m)	Factor (dB)	Type
1	*	4824.780	43.239	56.249	-10.761	54.000	-13.010	AV
2		4825.000	54.255	67.265	-19.745	74.000	-13.010	PK
3		7239.000	46.694	54.404	-27.306	74.000	-7.710	PK
4		9648.000	47.099	48.689	-26.901	74.000	-1.590	PK

Engineer: Damon	
Site: AC5	Time: 2017/07/24 - 09:38
Limit: FCC_Part15.209_RE(3m)	Margin: 0
Probe:Horn_3117_00167055(1-18GHz)	Polarity: Vertical
EUT:Xiaomi Router HD	Power: AC 120V/60Hz
Note: Mode 1:Transmit at channel 2412MHz by 11B	



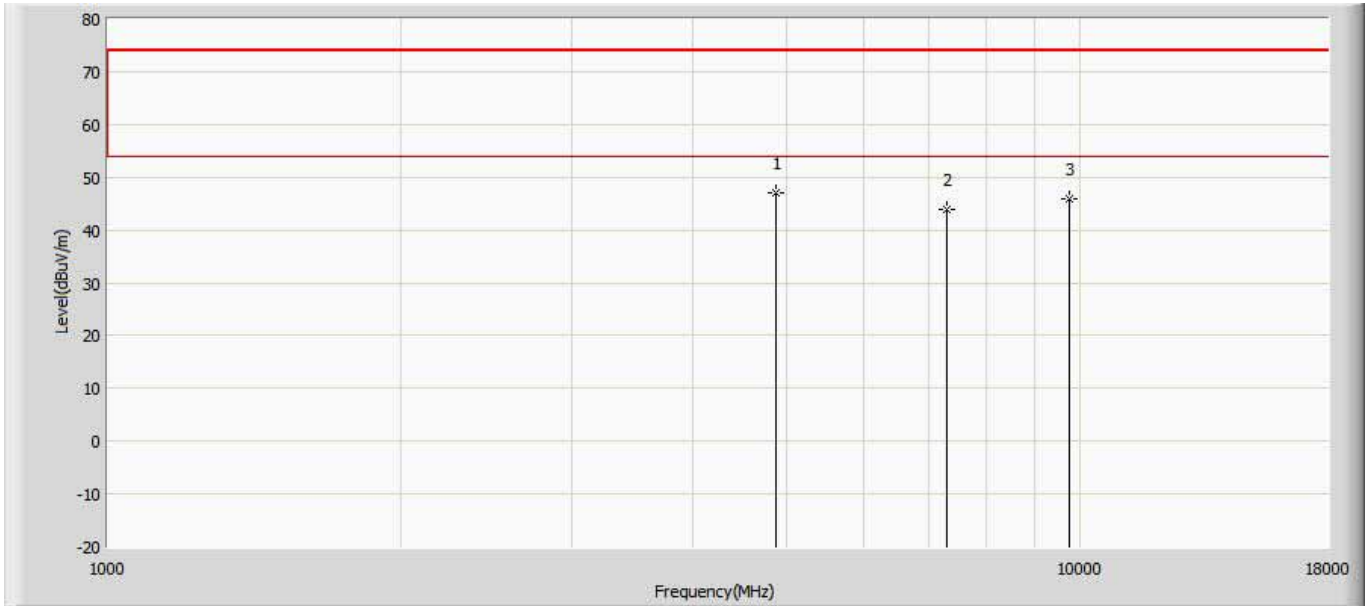
No	Mark	Frequency (MHz)	Measure Level (dBuV/m)	Reading Level (dBuV)	Over Limit (dB)	Limit (dBuV/m)	Factor (dB)	Type
1	*	4824.635	46.831	59.841	-7.169	54.000	-13.010	AV
2		4825.000	56.119	69.129	-17.881	74.000	-13.010	PK
3		7239.000	49.394	57.104	-24.606	74.000	-7.710	PK
4		9648.000	47.074	48.664	-26.926	74.000	-1.590	PK

Engineer: Damon	
Site: AC5	Time: 2017/07/24 - 17:48
Limit: FCC_Part15.209_RE(3m)	Margin: 0
Probe:Horn_3117_00167055(1-18GHz)	Polarity: Vertical
EUT:Xiaomi Router HD	Power: AC 120V/60Hz
Note: Mode 1:Transmit at channel 2437MHz by 11B	



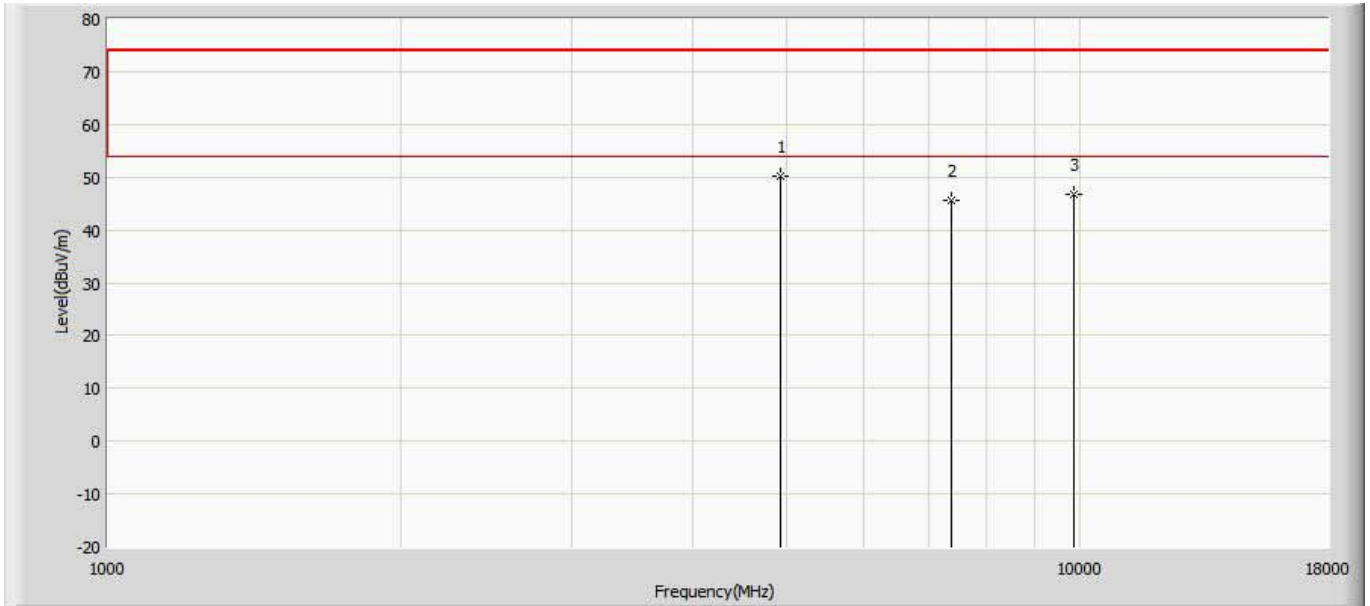
No	Mark	Frequency (MHz)	Measure Level (dBuV/m)	Reading Level (dBuV)	Over Limit (dB)	Limit (dBuV/m)	Factor (dB)	Type
1	*	4875.624	45.684	58.694	-8.316	54.000	-13.010	AV
2		4876.000	54.158	67.168	-19.842	74.000	-13.010	PK
3		7311.000	46.906	54.616	-27.094	74.000	-7.710	PK
4		9748.000	48.343	49.933	-25.657	74.000	-1.590	PK

Engineer: Damon	
Site: AC5	Time: 2017/07/24 - 17:48
Limit: FCC_Part15.209_RE(3m)	Margin: 0
Probe:Horn_3117_00167055(1-18GHz)	Polarity: Horizontal
EUT:Xiaomi Router HD	Power: AC 120V/60Hz
Note: Mode 1:Transmit at channel 2437MHz by 11B	



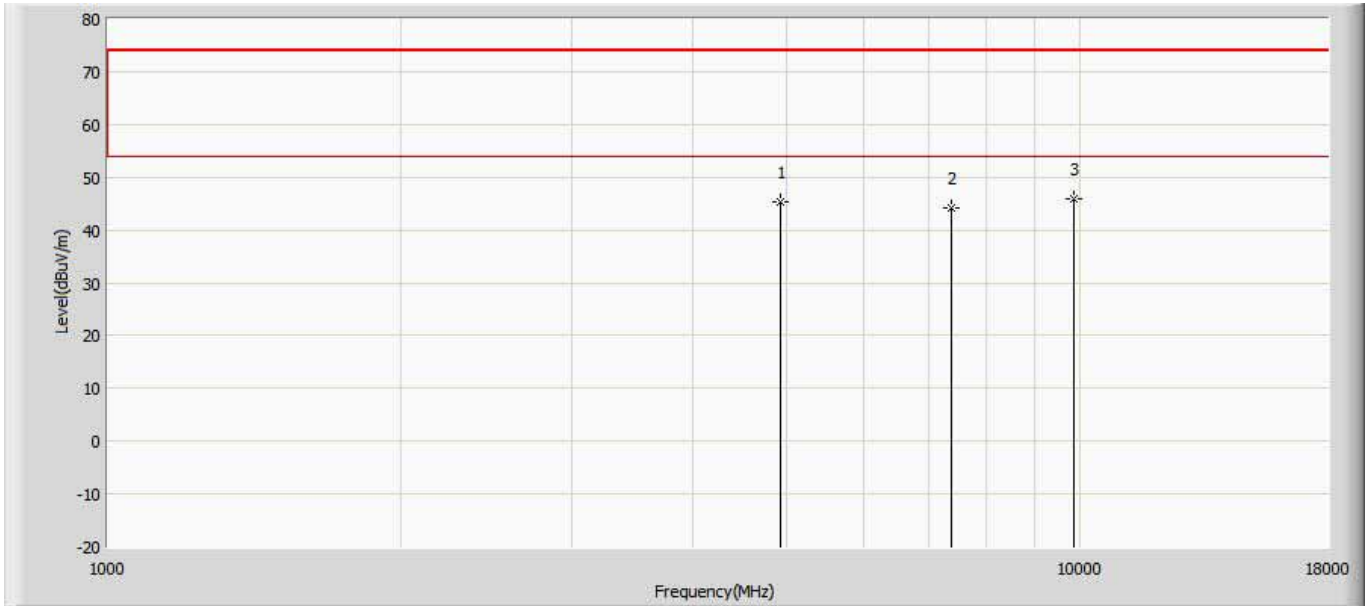
No	Mark	Frequency (MHz)	Measure Level (dBuV/m)	Reading Level (dBuV)	Over Limit (dB)	Limit (dBuV/m)	Factor (dB)	Type
1	*	4876.000	47.037	60.047	-26.963	74.000	-13.010	PK
2		7311.000	43.832	51.542	-30.168	74.000	-7.710	PK
3		9748.000	45.826	47.416	-28.174	74.000	-1.590	PK

Engineer: Damon	
Site: AC5	Time: 2017/07/24 - 17:48
Limit: FCC_Part15.209_RE(3m)	Margin: 0
Probe:Horn_3117_00167055(1-18GHz)	Polarity: Vertical
EUT:Xiaomi Router HD	Power: AC 120V/60Hz
Note: Mode 1:Transmit at channel 2462MHz by 11B	



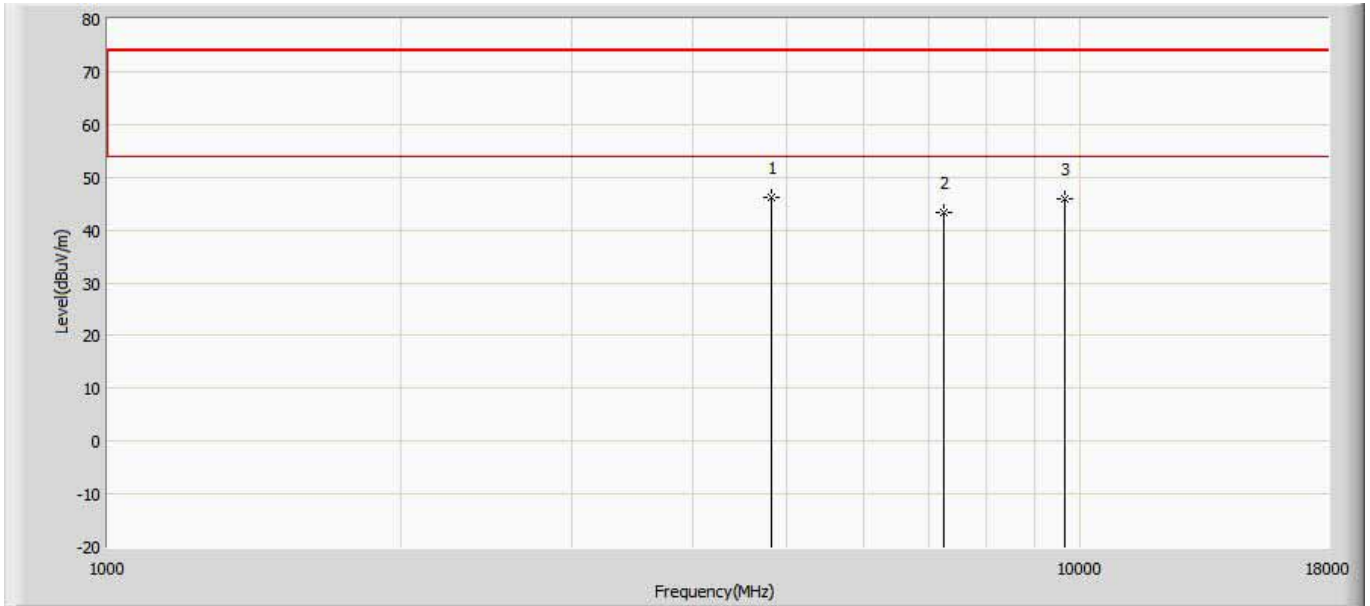
No	Mark	Frequency (MHz)	Measure Level (dBuV/m)	Reading Level (dBuV)	Over Limit (dB)	Limit (dBuV/m)	Factor (dB)	Type
1	*	4927.000	50.072	63.082	-23.928	74.000	-13.010	PK
2		7386.000	45.567	53.277	-28.433	74.000	-7.710	PK
3		9848.000	46.631	48.221	-27.369	74.000	-1.590	PK

Engineer: Damon	
Site: AC5	Time: 2017/07/24 - 17:48
Limit: FCC_Part15.209_RE(3m)	Margin: 0
Probe:Horn_3117_00167055(1-18GHz)	Polarity: Horizontal
EUT:Xiaomi Router HD	Power: AC 120V/60Hz
Note: Mode 1:Transmit at channel 2462MHz by 11B	



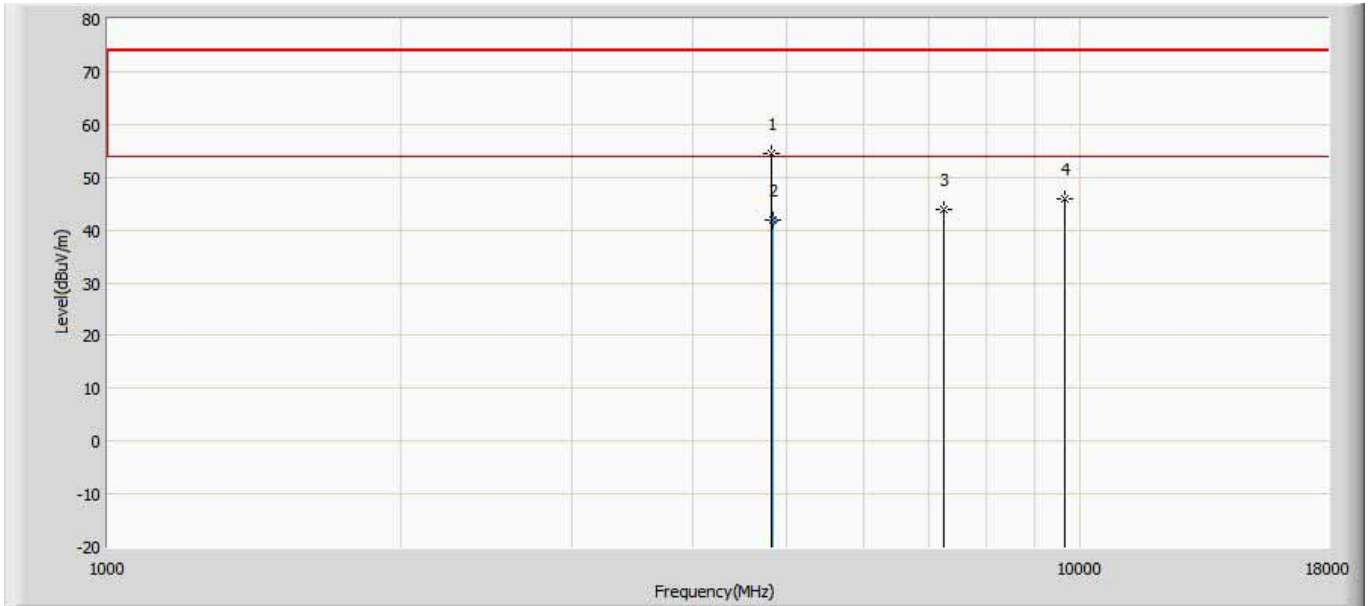
No	Mark	Frequency (MHz)	Measure Level (dBuV/m)	Reading Level (dBuV)	Over Limit (dB)	Limit (dBuV/m)	Factor (dB)	Type
1		4927.000	45.407	58.417	-28.593	74.000	-13.010	PK
2		7386.000	44.123	51.833	-29.877	74.000	-7.710	PK
3	*	9848.000	45.984	47.574	-28.016	74.000	-1.590	PK

Engineer: Damon	
Site: AC5	Time: 2017/07/24 - 09:38
Limit: FCC_Part15.209_RE(3m)	Margin: 0
Probe:Horn_3117_00167055(1-18GHz)	Polarity: Horizontal
EUT:Xiaomi Router HD	Power: AC 120V/60Hz
Note: Mode 2:Transmit at channel 2412MHz by 11G	



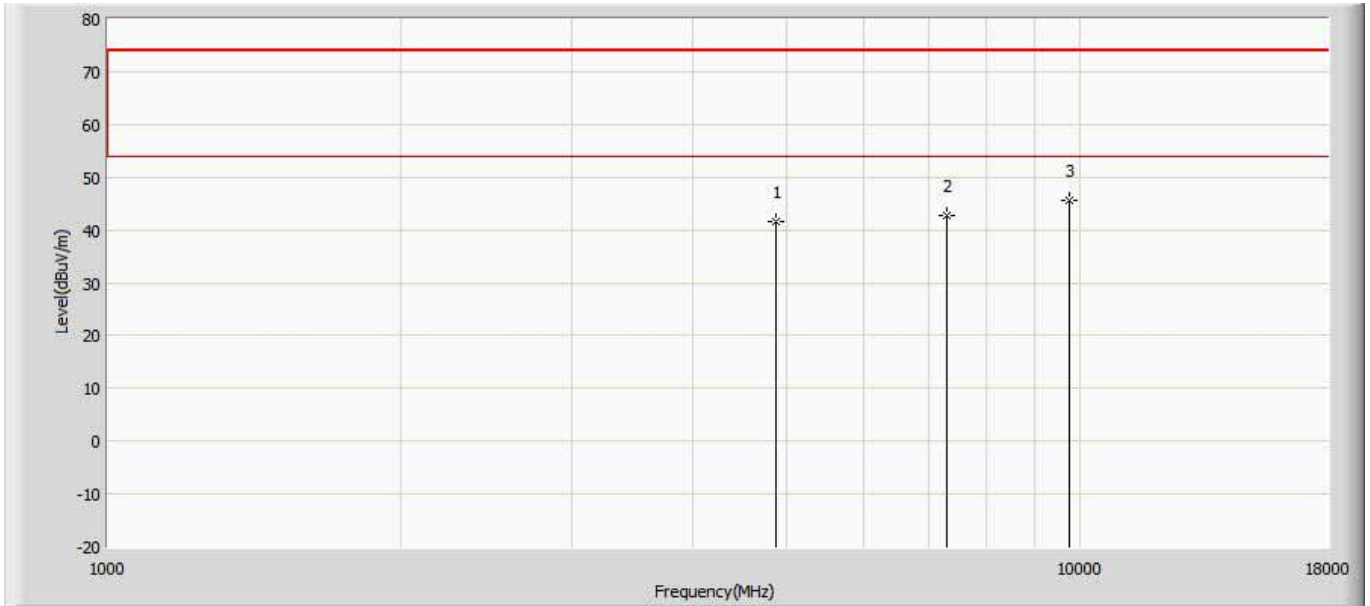
No	Mark	Frequency (MHz)	Measure Level (dBuV/m)	Reading Level (dBuV)	Over Limit (dB)	Limit (dBuV/m)	Factor (dB)	Type
1	*	4825.000	46.087	59.097	-27.913	74.000	-13.010	PK
2		7236.000	43.194	50.904	-30.806	74.000	-7.710	PK
3		9648.000	45.937	47.527	-28.063	74.000	-1.590	PK

Engineer: Damon	
Site: AC5	Time: 2017/07/24 - 09:38
Limit: FCC_Part15.209_RE(3m)	Margin: 0
Probe:Horn_3117_00167055(1-18GHz)	Polarity: Vertical
EUT:Xiaomi Router HD	Power: AC 120V/60Hz
Note: Mode 2:Transmit at channel 2412MHz by 11G	



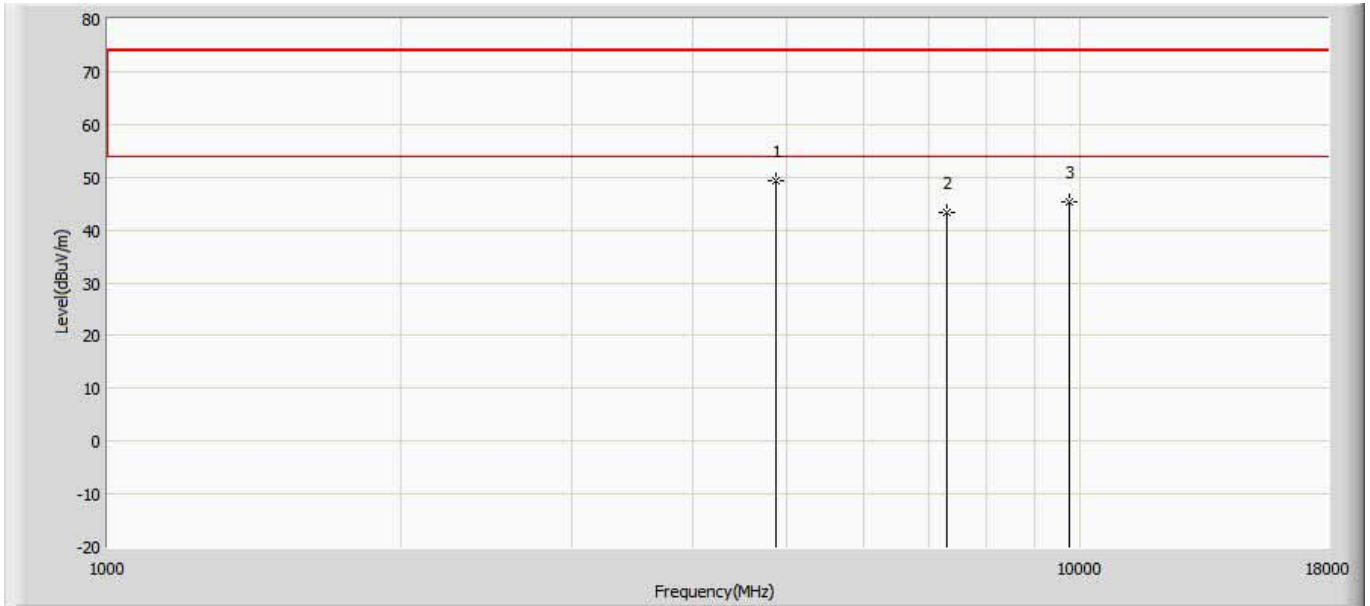
No	Mark	Frequency (MHz)	Measure Level (dBuV/m)	Reading Level (dBuV)	Over Limit (dB)	Limit (dBuV/m)	Factor (dB)	Type
1		4825.000	54.396	67.406	-19.604	74.000	-13.010	PK
2	*	4826.630	41.910	54.920	-12.090	54.000	-13.010	AV
3		7236.000	43.771	51.481	-30.229	74.000	-7.710	PK
4		9648.000	46.035	47.625	-27.965	74.000	-1.590	PK

Engineer: Damon	
Site: AC5	Time: 2017/07/24 - 09:38
Limit: FCC_Part15.209_RE(3m)	Margin: 0
Probe:Horn_3117_00167055(1-18GHz)	Polarity: Horizontal
EUT:Xiaomi Router HD	Power: AC 120V/60Hz
Note: Mode 2:Transmit at channel 2437MHz by 11G	



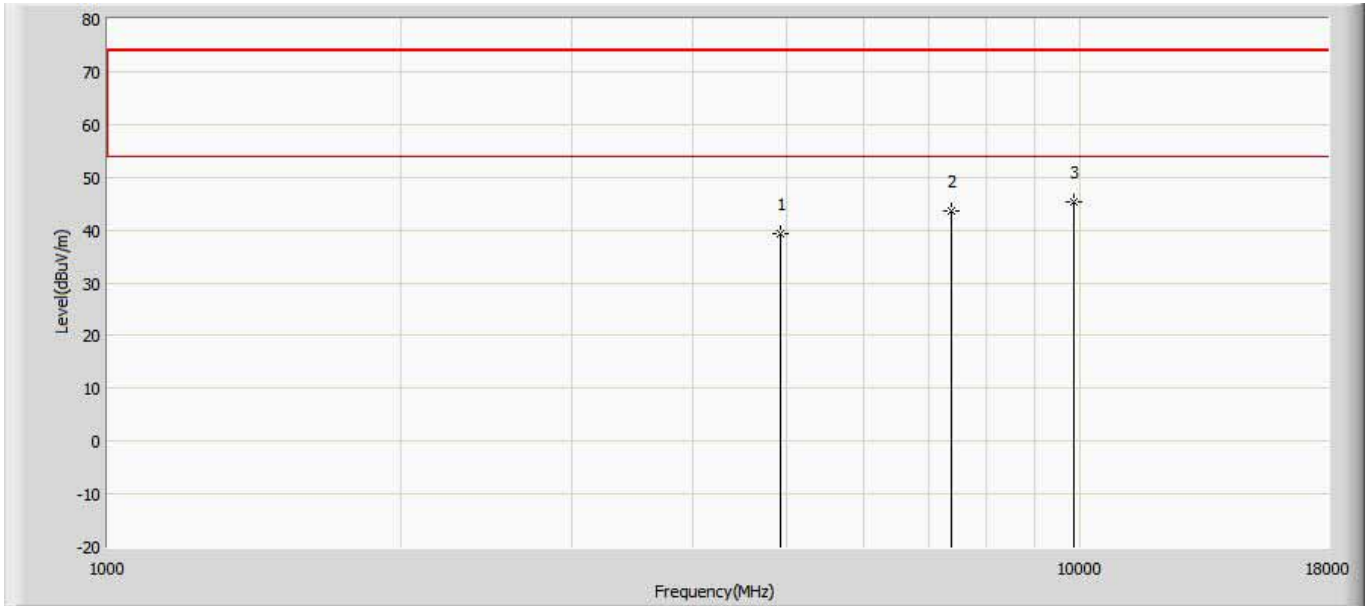
No	Mark	Frequency (MHz)	Measure Level (dBuV/m)	Reading Level (dBuV)	Over Limit (dB)	Limit (dBuV/m)	Factor (dB)	Type
1		4874.000	41.628	54.638	-32.372	74.000	-13.010	PK
2		7311.000	42.862	50.572	-31.138	74.000	-7.710	PK
3	*	9748.000	45.705	47.295	-28.295	74.000	-1.590	PK

Engineer: Damon	
Site: AC5	Time: 2017/07/24 - 09:38
Limit: FCC_Part15.209_RE(3m)	Margin: 0
Probe:Horn_3117_00167055(1-18GHz)	Polarity: Vertical
EUT:Xiaomi Router HD	Power: AC 120V/60Hz
Note: Mode 2:Transmit at channel 2437MHz by 11G	



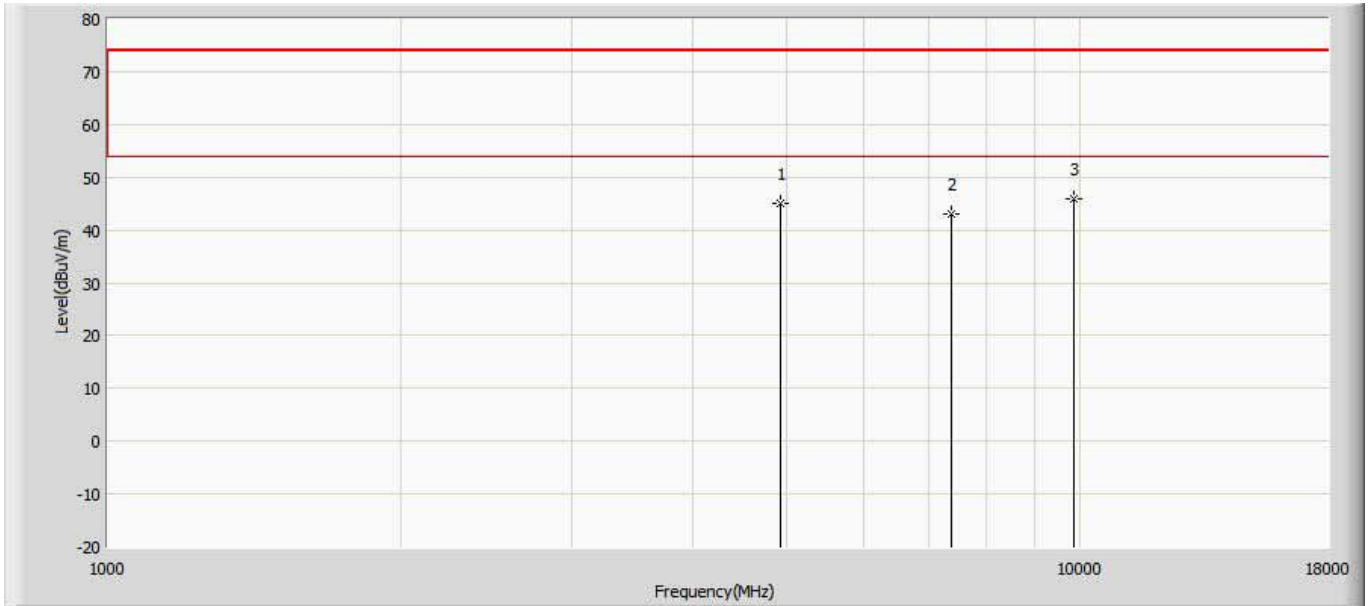
No	Mark	Frequency (MHz)	Measure Level (dBuV/m)	Reading Level (dBuV)	Over Limit (dB)	Limit (dBuV/m)	Factor (dB)	Type
1	*	4876.000	49.328	62.338	-24.672	74.000	-13.010	PK
2		7311.000	43.268	50.978	-30.732	74.000	-7.710	PK
3		9748.000	45.288	46.878	-28.712	74.000	-1.590	PK

Engineer: Damon	
Site: AC5	Time: 2017/07/24 - 09:38
Limit: FCC_Part15.209_RE(3m)	Margin: 0
Probe:Horn_3117_00167055(1-18GHz)	Polarity: Horizontal
EUT:Xiaomi Router HD	Power: AC 120V/60Hz
Note: Mode 2:Transmit at channel 2462MHz by 11G	



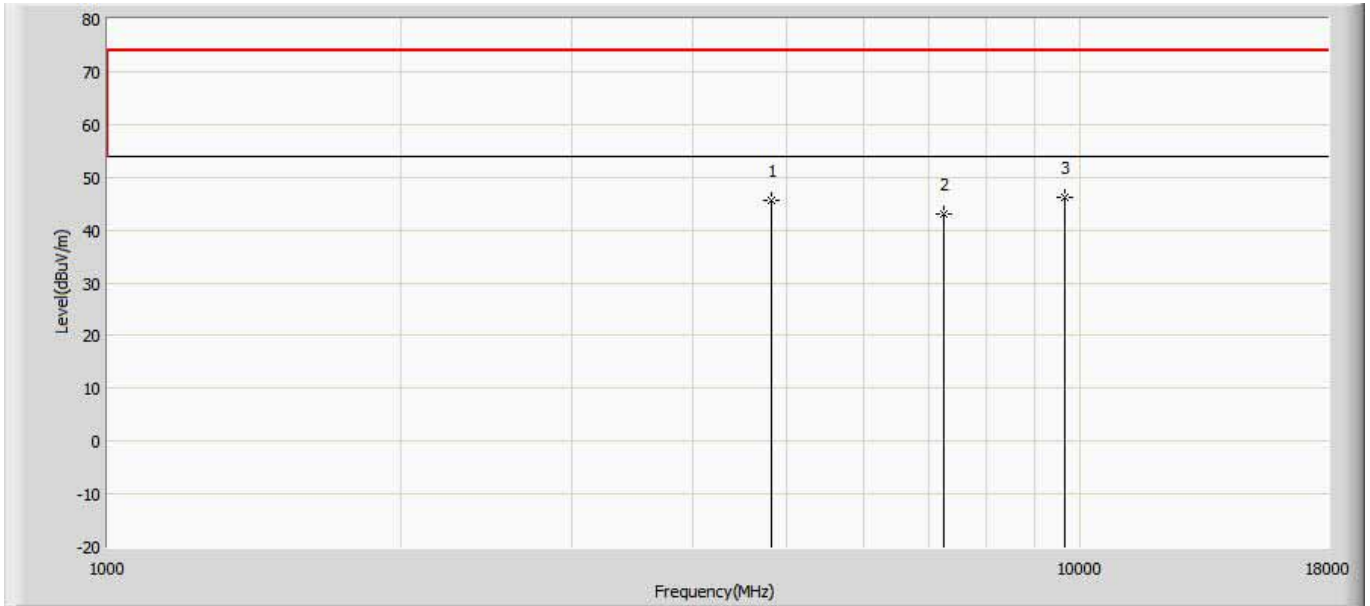
No	Mark	Frequency (MHz)	Measure Level (dBuV/m)	Reading Level (dBuV)	Over Limit (dB)	Limit (dBuV/m)	Factor (dB)	Type
1		4924.000	39.362	52.372	-34.638	74.000	-13.010	PK
2		7386.000	43.707	51.417	-30.293	74.000	-7.710	PK
3	*	9848.000	45.370	46.960	-28.630	74.000	-1.590	PK

Engineer: Damon	
Site: AC5	Time: 2017/07/24 - 09:38
Limit: FCC_Part15.209_RE(3m)	Margin: 0
Probe:Horn_3117_00167055(1-18GHz)	Polarity: Vertical
EUT:Xiaomi Router HD	Power: AC 120V/60Hz
Note: Mode 2:Transmit at channel 2462MHz by 11G	



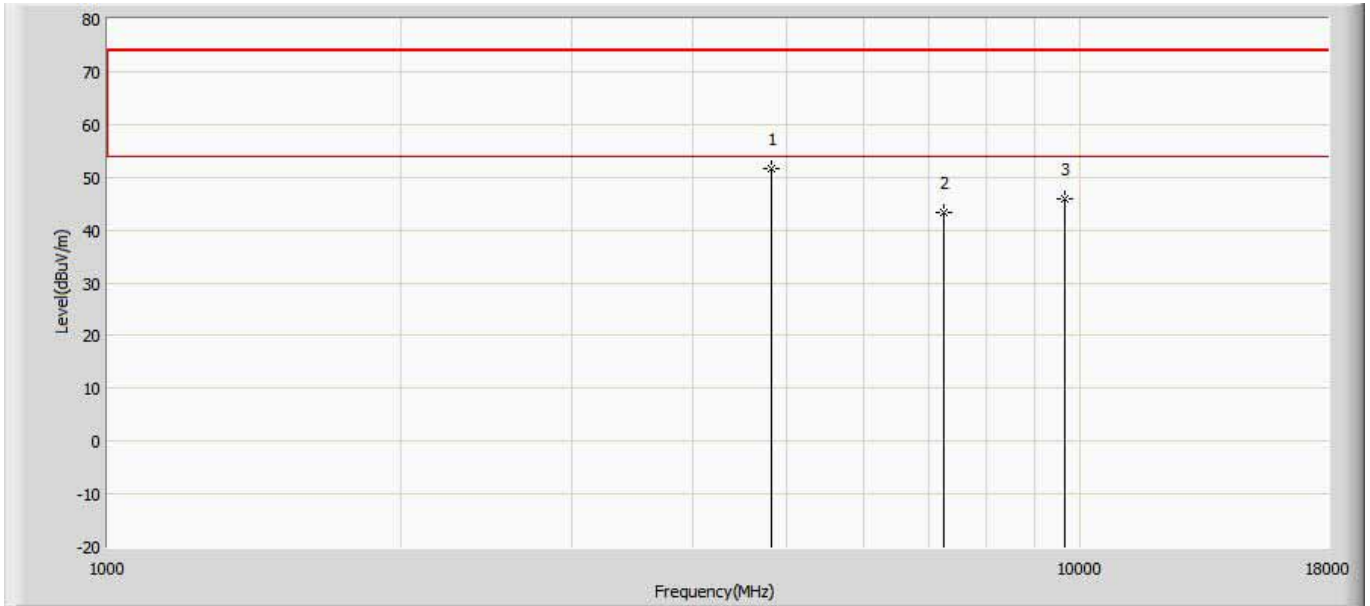
No	Mark	Frequency (MHz)	Measure Level (dBuV/m)	Reading Level (dBuV)	Over Limit (dB)	Limit (dBuV/m)	Factor (dB)	Type
1		4918.500	45.079	58.089	-28.921	74.000	-13.010	PK
2		7386.000	43.116	50.826	-30.884	74.000	-7.710	PK
3	*	9848.000	45.933	47.523	-28.067	74.000	-1.590	PK

Engineer: Damon	
Site: AC5	Time: 2017/07/24 - 09:38
Limit: FCC_Part15.209_RE(3m)	Margin: 0
Probe:Horn_3117_00167055(1-18GHz)	Polarity: Horizontal
EUT:Xiaomi Router HD	Power: AC 120V/60Hz
Note: Mode 3:Transmit at channel 2412MHz by 11N20	



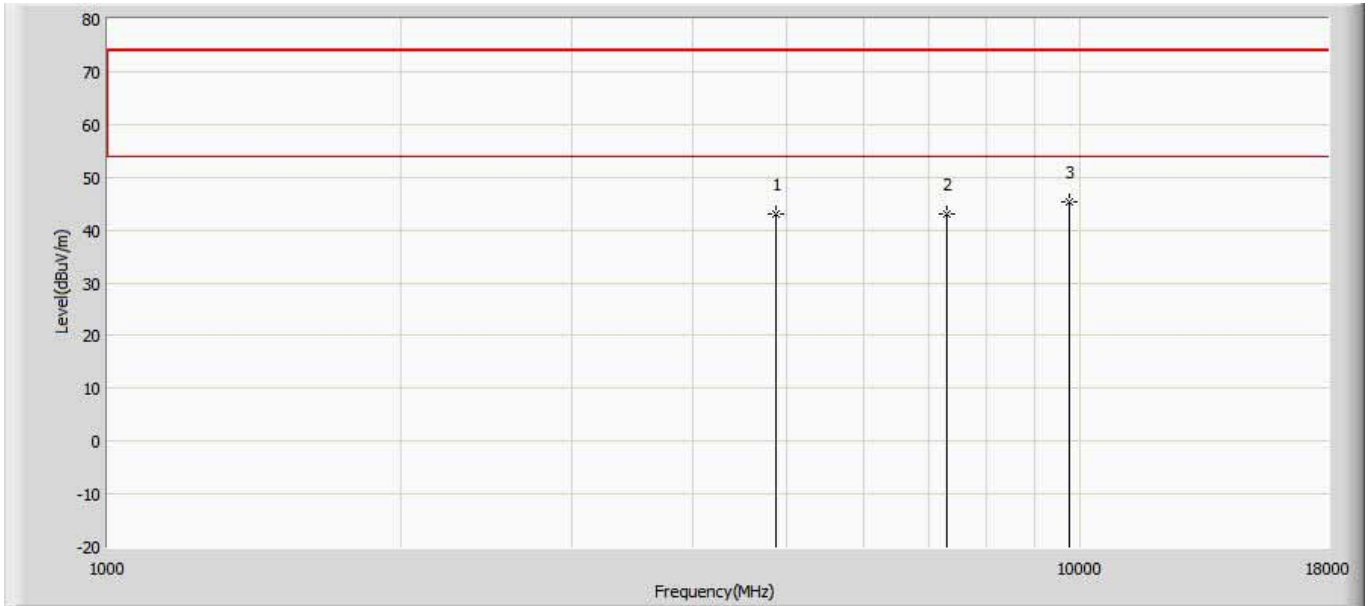
No	Mark	Frequency (MHz)	Measure Level (dBuV/m)	Reading Level (dBuV)	Over Limit (dB)	Limit (dBuV/m)	Factor (dB)	Type
1		4825.000	45.705	58.715	-28.295	74.000	-13.010	PK
2		7236.000	42.954	50.664	-31.046	74.000	-7.710	PK
3	*	9648.000	46.084	47.674	-27.916	74.000	-1.590	PK

Engineer: Damon	
Site: AC5	Time: 2017/07/24 - 09:39
Limit: FCC_Part15.209_RE(3m)	Margin: 0
Probe:Horn_3117_00167055(1-18GHz)	Polarity: Vertical
EUT:Xiaomi Router HD	Power: AC 120V/60Hz
Note: Mode 3:Transmit at channel 2412MHz by 11N20	



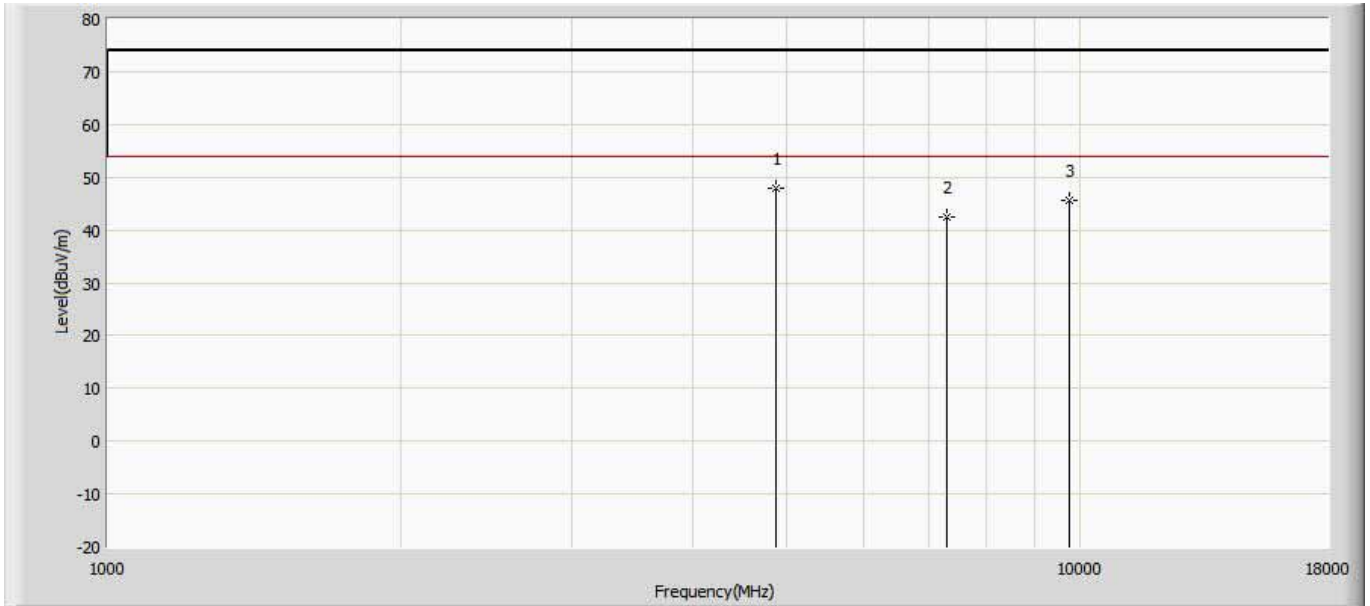
No	Mark	Frequency (MHz)	Measure Level (dBuV/m)	Reading Level (dBuV)	Over Limit (dB)	Limit (dBuV/m)	Factor (dB)	Type
1	*	4825.000	51.603	64.613	-22.397	74.000	-13.010	PK
2		7236.000	43.283	50.993	-30.717	74.000	-7.710	PK
3		9648.000	45.875	47.465	-28.125	74.000	-1.590	PK

Engineer: Damon	
Site: AC5	Time: 2017/07/24 - 09:39
Limit: FCC_Part15.209_RE(3m)	Margin: 0
Probe:Horn_3117_00167055(1-18GHz)	Polarity: Horizontal
EUT:Xiaomi Router HD	Power: AC 120V/60Hz
Note: Mode 3:Transmit at channel 2437MHz by 11N20	



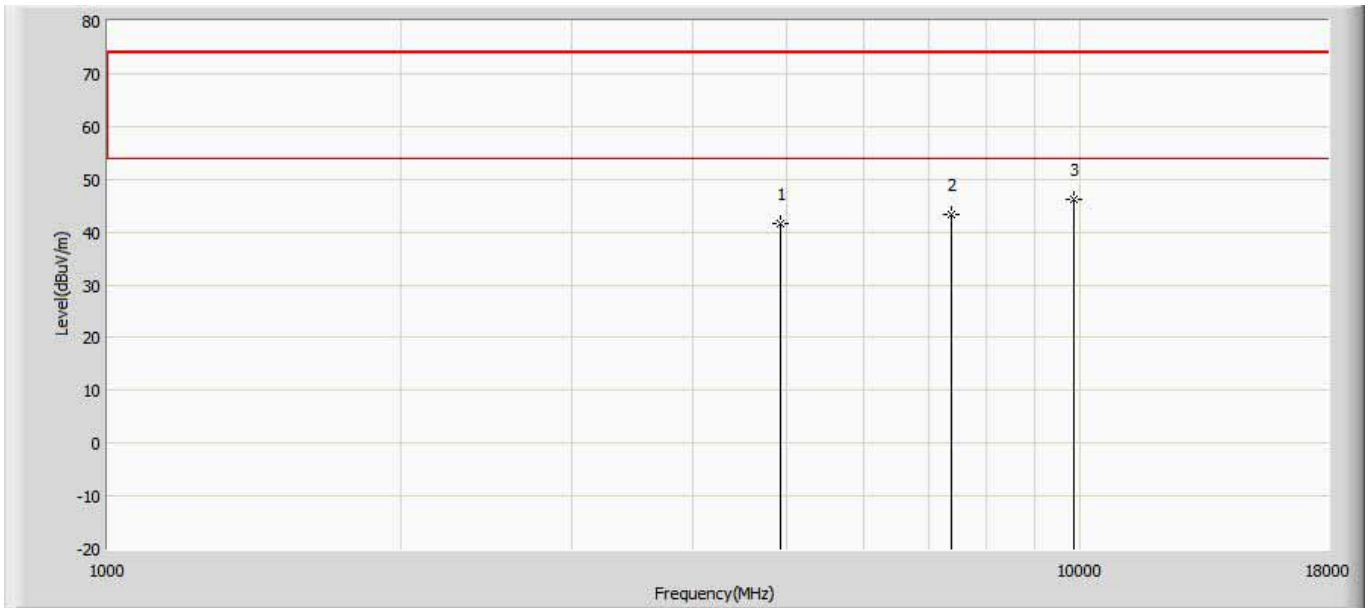
No	Mark	Frequency (MHz)	Measure Level (dBuV/m)	Reading Level (dBuV)	Over Limit (dB)	Limit (dBuV/m)	Factor (dB)	Type
1		4876.000	42.914	55.924	-31.086	74.000	-13.010	PK
2		7311.000	43.129	50.839	-30.871	74.000	-7.710	PK
3	*	9748.000	45.244	46.834	-28.756	74.000	-1.590	PK

Engineer: Damon	
Site: AC5	Time: 2017/07/24 - 09:39
Limit: FCC_Part15.209_RE(3m)	Margin: 0
Probe:Horn_3117_00167055(1-18GHz)	Polarity: Vertical
EUT:Xiaomi Router HD	Power: AC 120V/60Hz
Note: Mode 3:Transmit at channel 2437MHz by 11N20	



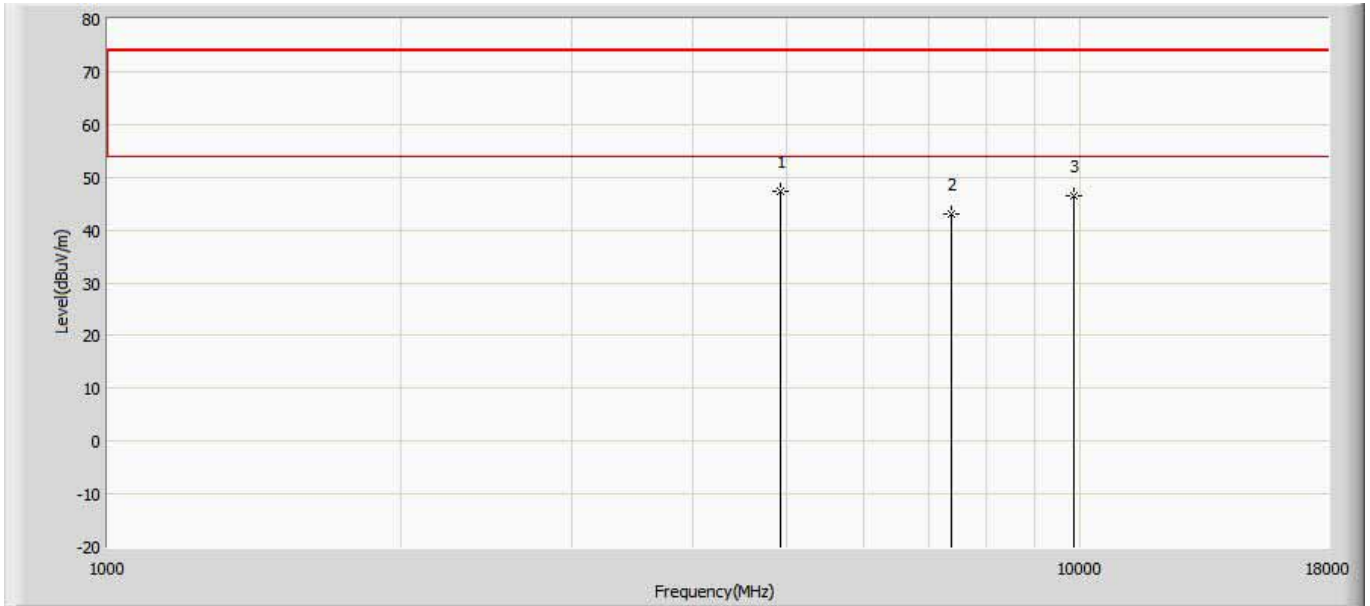
No	Mark	Frequency (MHz)	Measure Level (dBuV/m)	Reading Level (dBuV)	Over Limit (dB)	Limit (dBuV/m)	Factor (dB)	Type
1	*	4867.500	47.792	60.802	-26.208	74.000	-13.010	PK
2		7311.000	42.565	50.275	-31.435	74.000	-7.710	PK
3		9748.000	45.591	47.181	-28.409	74.000	-1.590	PK

Engineer: Damon	
Site: AC5	Time: 2017/07/24 - 09:39
Limit: FCC_Part15.209_RE(3m)	Margin: 0
Probe:Horn_3117_00167055(1-18GHz)	Polarity: Horizontal
EUT:Xiaomi Router HD	Power: AC 120V/60Hz
Note: Mode 3:Transmit at channel 2462MHz by 11N20	



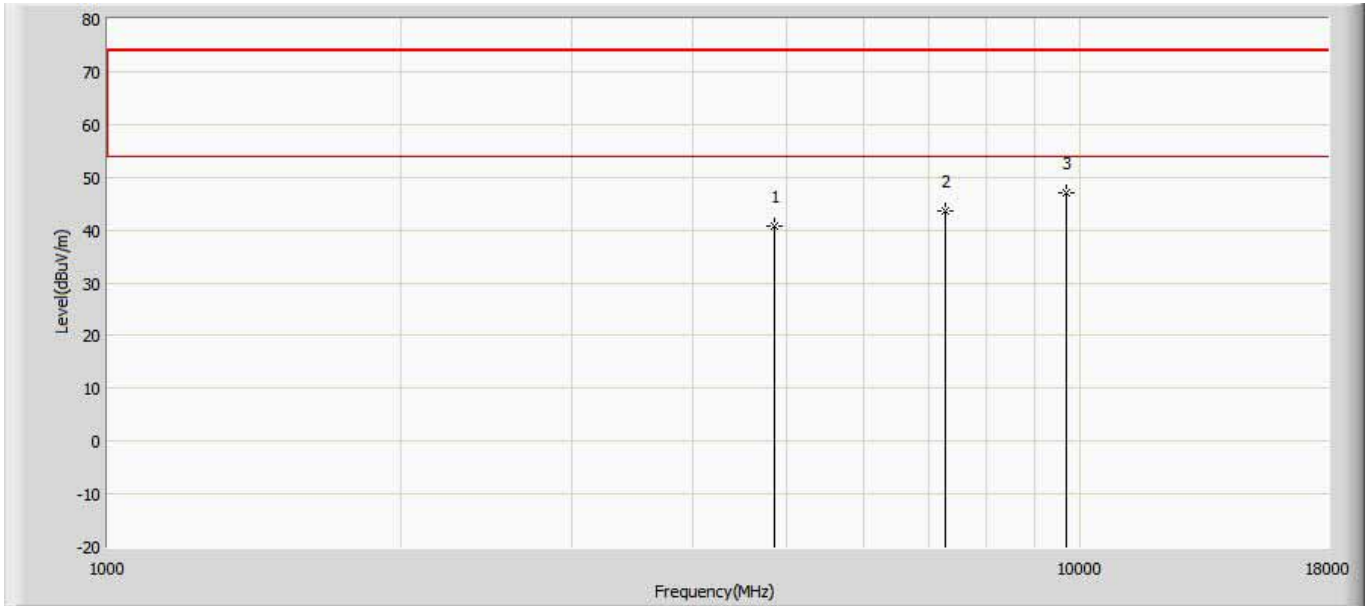
No	Mark	Frequency (MHz)	Measure Level (dBuV/m)	Reading Level (dBuV)	Over Limit (dB)	Limit (dBuV/m)	Factor (dB)	Type
1		4924.000	41.703	54.713	-32.297	74.000	-13.010	PK
2		7386.000	43.224	50.934	-30.776	74.000	-7.710	PK
3	*	9848.000	46.054	47.644	-27.946	74.000	-1.590	PK

Engineer: Damon	
Site: AC5	Time: 2017/07/24 - 09:39
Limit: FCC_Part15.209_RE(3m)	Margin: 0
Probe:Horn_3117_00167055(1-18GHz)	Polarity: Vertical
EUT:Xiaomi Router HD	Power: AC 120V/60Hz
Note: Mode 3:Transmit at channel 2462MHz by 11N20	



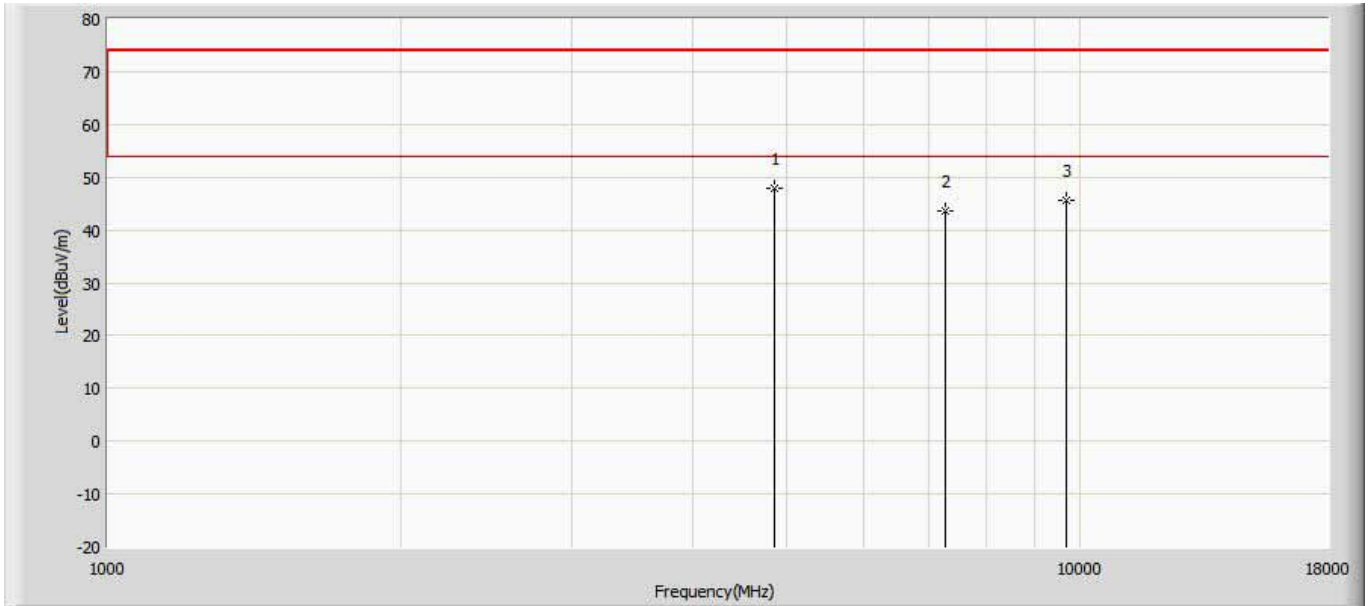
No	Mark	Frequency (MHz)	Measure Level (dBuV/m)	Reading Level (dBuV)	Over Limit (dB)	Limit (dBuV/m)	Factor (dB)	Type
1	*	4918.500	47.340	60.350	-26.660	74.000	-13.010	PK
2		7386.000	42.918	50.628	-31.082	74.000	-7.710	PK
3		9848.000	46.512	48.102	-27.488	74.000	-1.590	PK

Engineer: Damon	
Site: AC5	Time: 2017/07/24 - 09:39
Limit: FCC_Part15.209_RE(3m)	Margin: 0
Probe:Horn_3117_00167055(1-18GHz)	Polarity: Horizontal
EUT:Xiaomi Router HD	Power: AC 120V/60Hz
Note: Mode 4:Transmit at channel 2422MHz by 11N40	



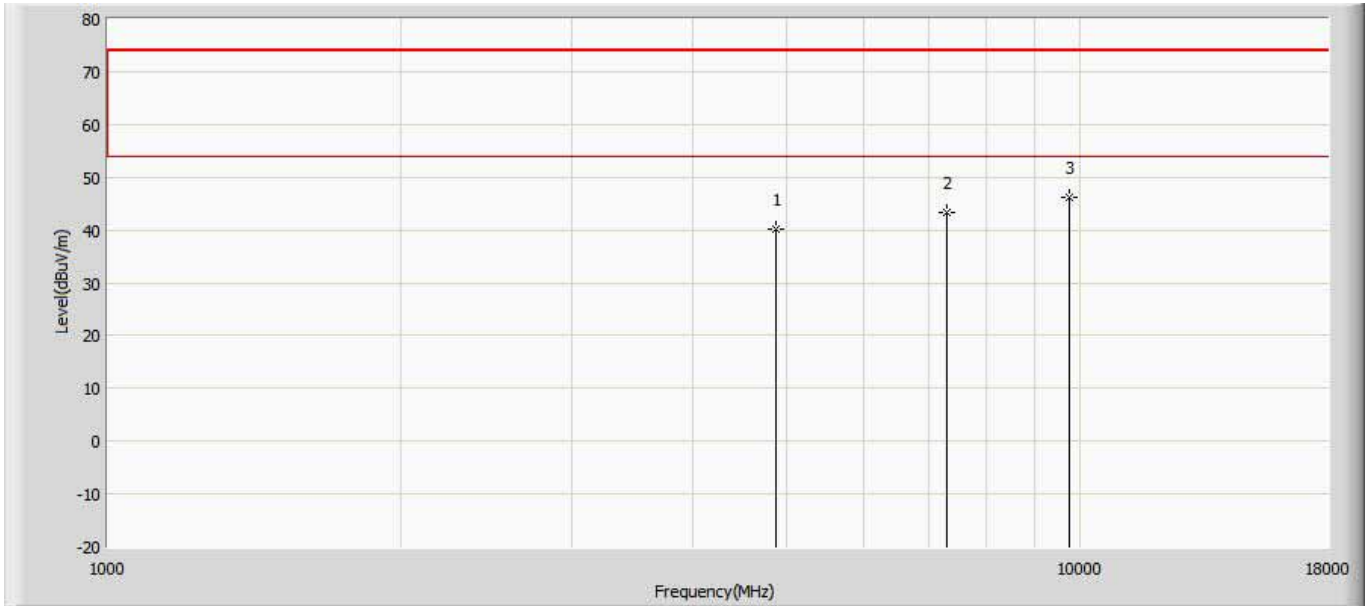
No	Mark	Frequency (MHz)	Measure Level (dBuV/m)	Reading Level (dBuV)	Over Limit (dB)	Limit (dBuV/m)	Factor (dB)	Type
1		4844.000	40.696	53.706	-33.304	74.000	-13.010	PK
2		7266.000	43.523	51.233	-30.477	74.000	-7.710	PK
3	*	9688.000	47.022	48.612	-26.978	74.000	-1.590	PK

Engineer: Damon	
Site: AC5	Time: 2017/07/24 - 09:39
Limit: FCC_Part15.209_RE(3m)	Margin: 0
Probe:Horn_3117_00167055(1-18GHz)	Polarity: Vertical
EUT:Xiaomi Router HD	Power: AC 120V/60Hz
Note: Mode 4:Transmit at channel 2422MHz by 11N40	



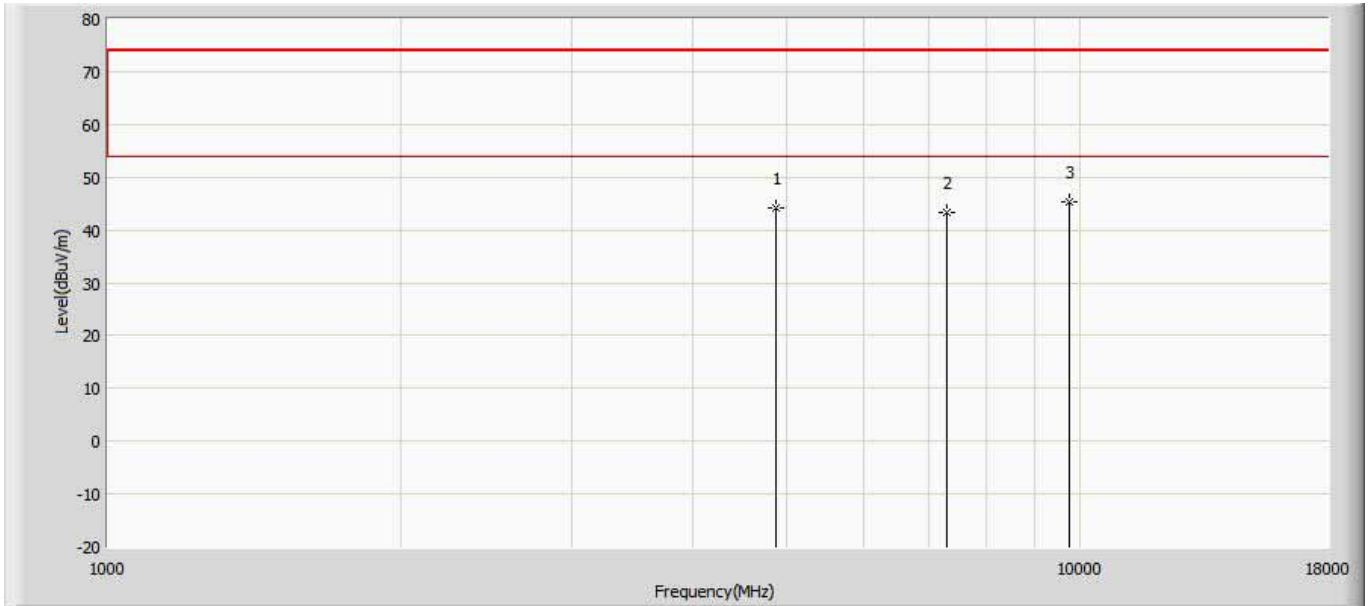
No	Mark	Frequency (MHz)	Measure Level (dBuV/m)	Reading Level (dBuV)	Over Limit (dB)	Limit (dBuV/m)	Factor (dB)	Type
1	*	4850.500	47.858	60.868	-26.142	74.000	-13.010	PK
2		7266.000	43.672	51.382	-30.328	74.000	-7.710	PK
3		9688.000	45.701	47.291	-28.299	74.000	-1.590	PK

Engineer: Damon	
Site: AC5	Time: 2017/07/24 - 09:39
Limit: FCC_Part15.209_RE(3m)	Margin: 0
Probe:Horn_3117_00167055(1-18GHz)	Polarity: Horizontal
EUT:Xiaomi Router HD	Power: AC 120V/60Hz
Note: Mode 4:Transmit at channel 2437MHz by 11N40	



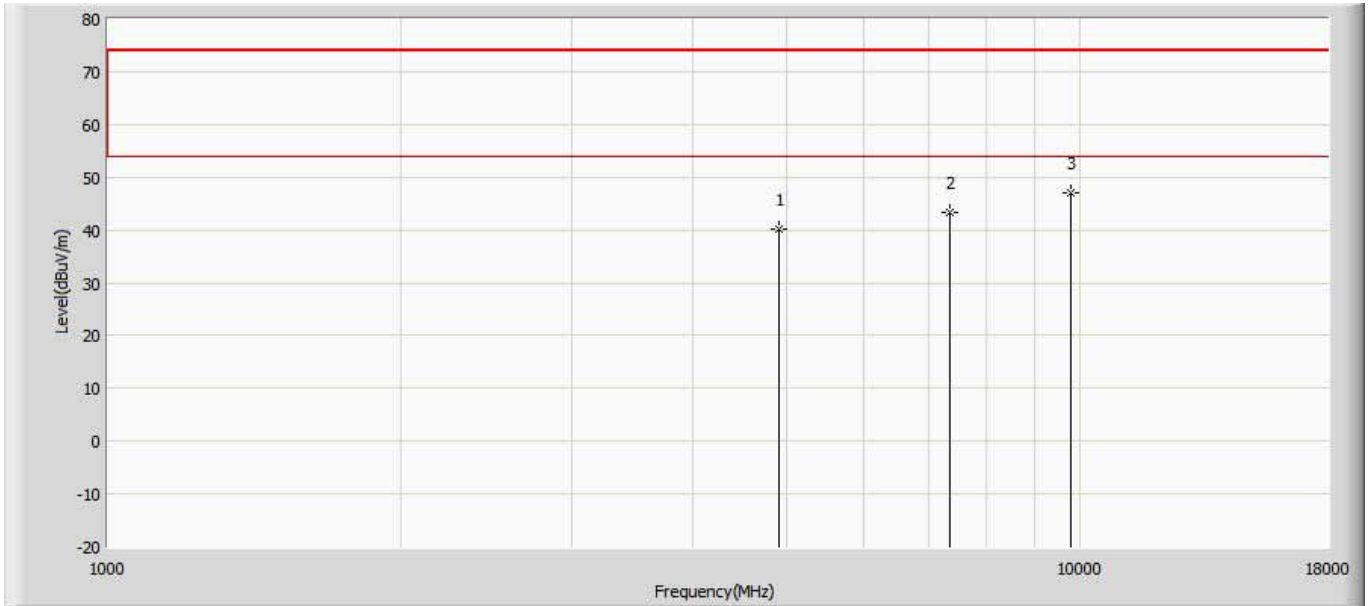
No	Mark	Frequency (MHz)	Measure Level (dBuV/m)	Reading Level (dBuV)	Over Limit (dB)	Limit (dBuV/m)	Factor (dB)	Type
1		4874.000	40.157	53.167	-33.843	74.000	-13.010	PK
2		7311.000	43.317	51.027	-30.683	74.000	-7.710	PK
3	*	9748.000	46.275	47.865	-27.725	74.000	-1.590	PK

Engineer: Damon	
Site: AC5	Time: 2017/07/24 - 09:39
Limit: FCC_Part15.209_RE(3m)	Margin: 0
Probe:Horn_3117_00167055(1-18GHz)	Polarity: Vertical
EUT:Xiaomi Router HD	Power: AC 120V/60Hz
Note: Mode 4:Transmit at channel 2437MHz by 11N40	



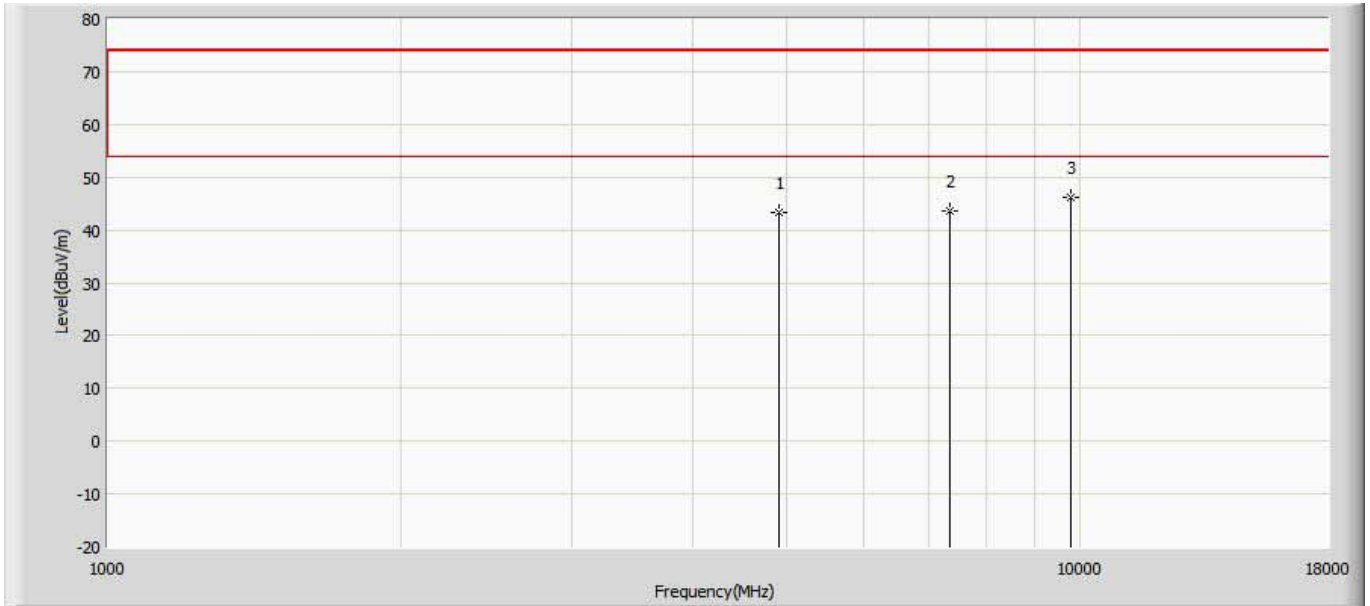
No	Mark	Frequency (MHz)	Measure Level (dBuV/m)	Reading Level (dBuV)	Over Limit (dB)	Limit (dBuV/m)	Factor (dB)	Type
1		4867.500	44.220	57.230	-29.780	74.000	-13.010	PK
2		7311.000	43.318	51.028	-30.682	74.000	-7.710	PK
3	*	9748.000	45.309	46.899	-28.691	74.000	-1.590	PK

Engineer: Damon	
Site: AC5	Time: 2017/07/24 - 09:39
Limit: FCC_Part15.209_RE(3m)	Margin: 0
Probe:Horn_3117_00167055(1-18GHz)	Polarity: Horizontal
EUT:Xiaomi Router HD	Power: AC 120V/60Hz
Note: Mode 4:Transmit at channel 2452MHz by 11N40	



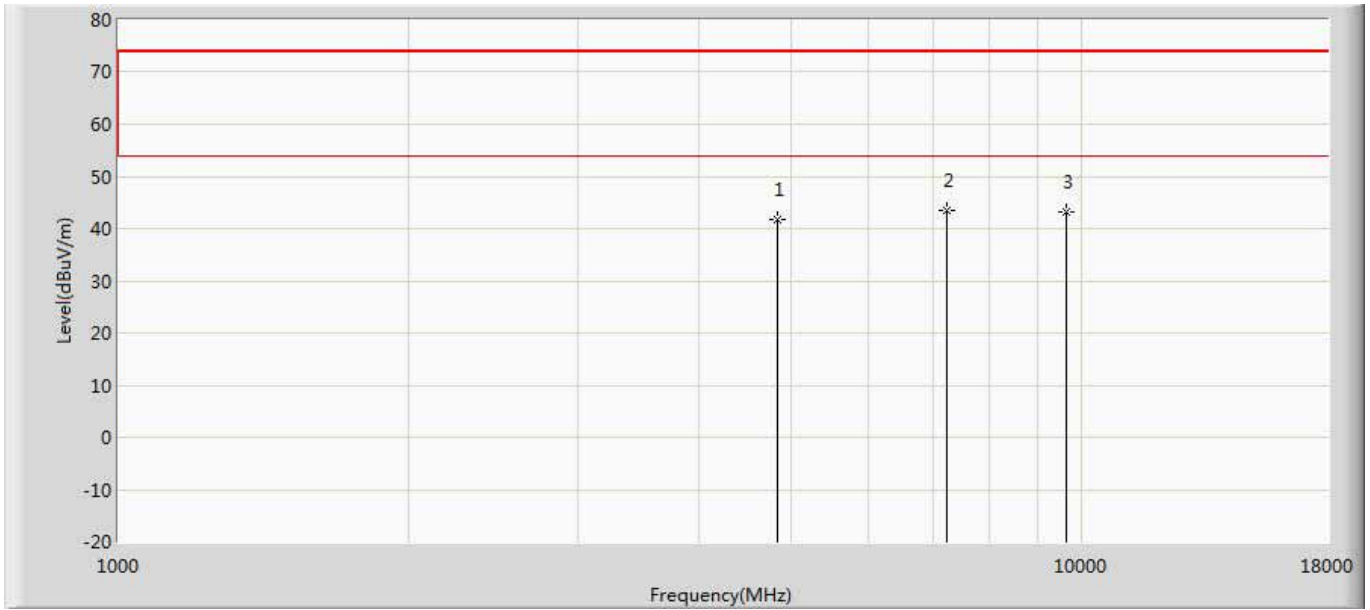
No	Mark	Frequency (MHz)	Measure Level (dBuV/m)	Reading Level (dBuV)	Over Limit (dB)	Limit (dBuV/m)	Factor (dB)	Type
1		4904.000	40.043	53.053	-33.957	74.000	-13.010	PK
2		7356.000	43.345	51.055	-30.655	74.000	-7.710	PK
3	*	9808.000	46.945	48.535	-27.055	74.000	-1.590	PK

Engineer: Damon	
Site: AC5	Time: 2017/07/24 - 09:40
Limit: FCC_Part15.209_RE(3m)	Margin: 0
Probe:Horn_3117_00167055(1-18GHz)	Polarity: Vertical
EUT:Xiaomi Router HD	Power: AC 120V/60Hz
Note: Mode 4:Transmit at channel 2452MHz by 11N40	



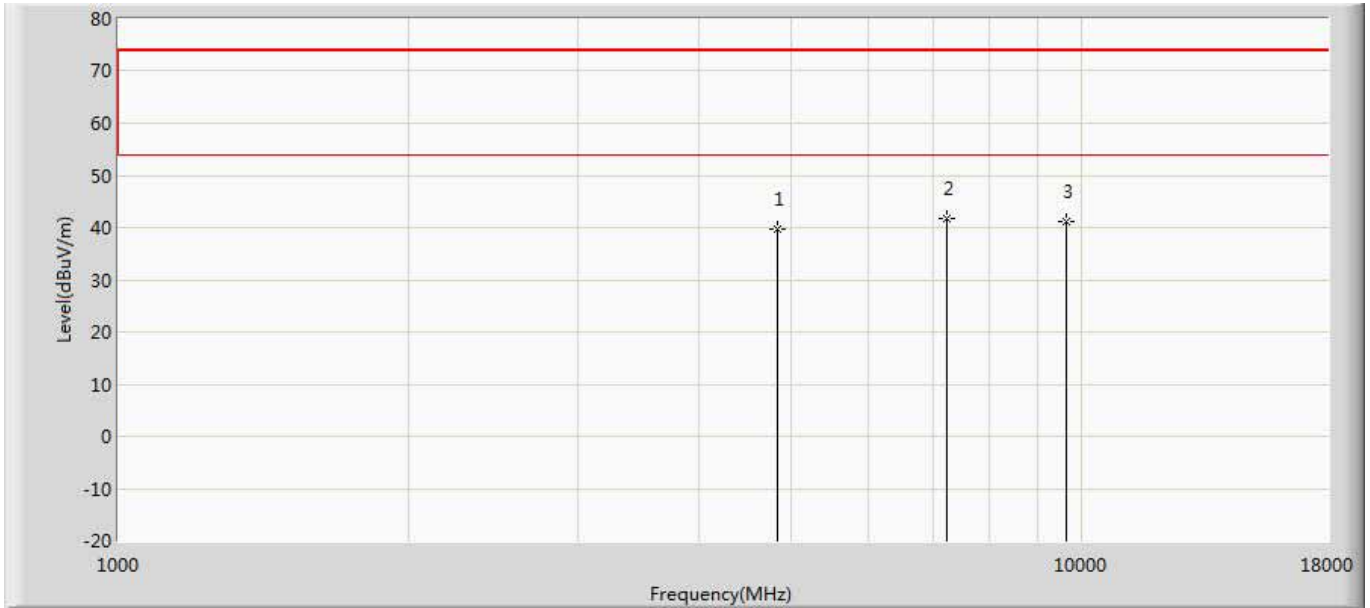
No	Mark	Frequency (MHz)	Measure Level (dBuV/m)	Reading Level (dBuV)	Over Limit (dB)	Limit (dBuV/m)	Factor (dB)	Type
1		4904.000	43.420	56.430	-30.580	74.000	-13.010	PK
2		7356.000	43.628	51.338	-30.372	74.000	-7.710	PK
3	*	9808.000	46.243	47.833	-27.757	74.000	-1.590	PK

Engineer: Damon	
Site: AC5	Time: 2017/09/24 - 22:20
Limit: FCC_Part15.209_RE(3m)	Margin: 0
Probe: Horn_3117_00167055(1-18GHz)	Polarity: Horizontal
EUT: XIAOMI ROUTER HD	Power: AC 120V/60Hz
Note: Mode 5:Transmit at channel 2412MHz by 11AC20	



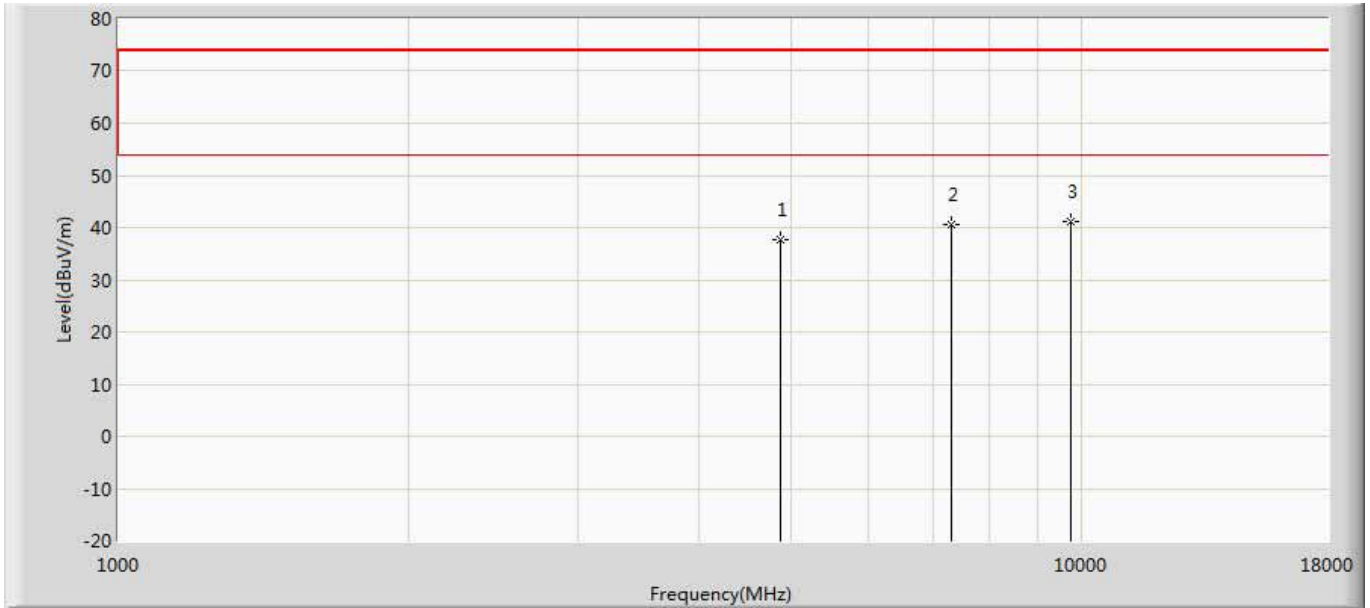
No	Mark	Frequency (MHz)	Measure Level (dBuV/m)	Reading Level (dBuV)	Over Limit (dB)	Limit (dBuV/m)	Factor (dB)	Type
1		4824.000	41.645	42.757	-32.355	74.000	-1.112	PK
2	*	7236.000	43.622	40.740	-30.378	74.000	2.882	PK
3		9648.000	43.218	38.020	-30.782	74.000	5.198	PK

Engineer: Damon	
Site: AC5	Time: 2017/09/24 - 22:20
Limit: FCC_Part15.209_RE(3m)	Margin: 0
Probe: Horn_3117_00167055(1-18GHz)	Polarity: Vertical
EUT: XIAOMI ROUTER HD	Power: AC 120V/60Hz
Note: Mode 5:Transmit at channel 2412MHz by 11AC20	



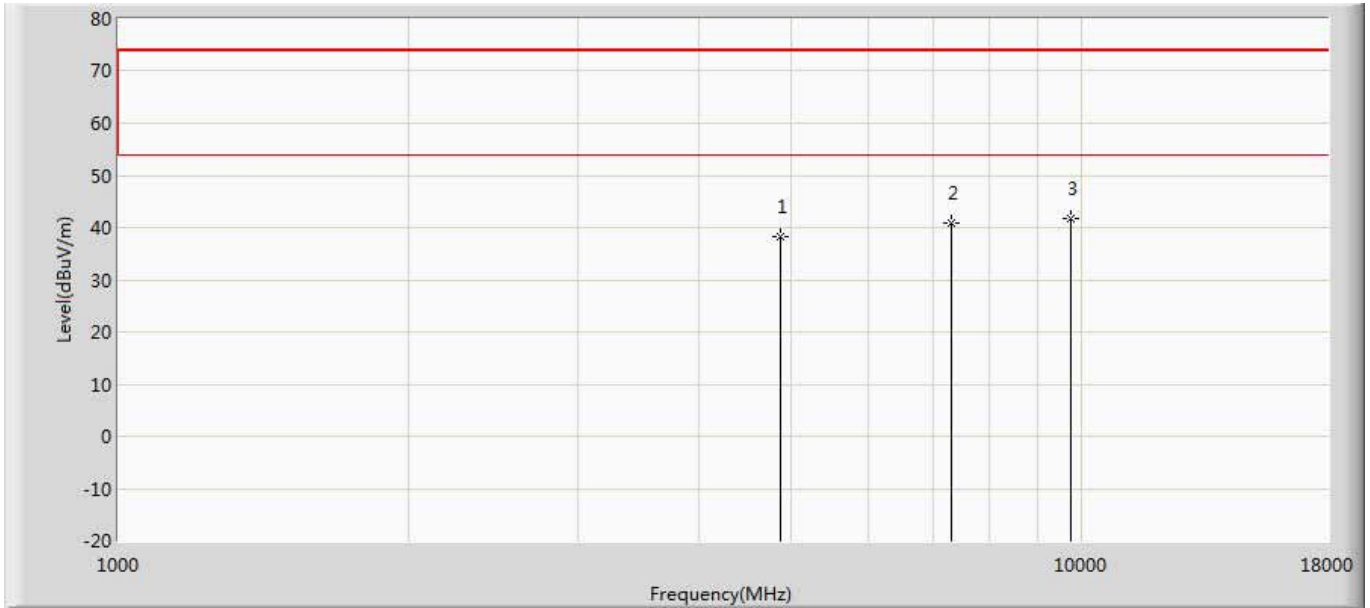
No	Mark	Frequency (MHz)	Measure Level (dBuV/m)	Reading Level (dBuV)	Over Limit (dB)	Limit (dBuV/m)	Factor (dB)	Type
1		4824.000	39.766	40.878	-34.234	74.000	-1.112	PK
2	*	7236.000	41.800	38.918	-32.200	74.000	2.882	PK
3		9648.000	41.179	35.981	-32.821	74.000	5.198	PK

Engineer: Damon	
Site: AC5	Time: 2017/09/24 - 22:20
Limit: FCC_Part15.209_RE(3m)	Margin: 0
Probe: Horn_3117_00167055(1-18GHz)	Polarity: Horizontal
EUT: XIAOMI ROUTER HD	Power: AC 120V/60Hz
Note: Mode 5:Transmit at channel 2437MHz by 11AC20	



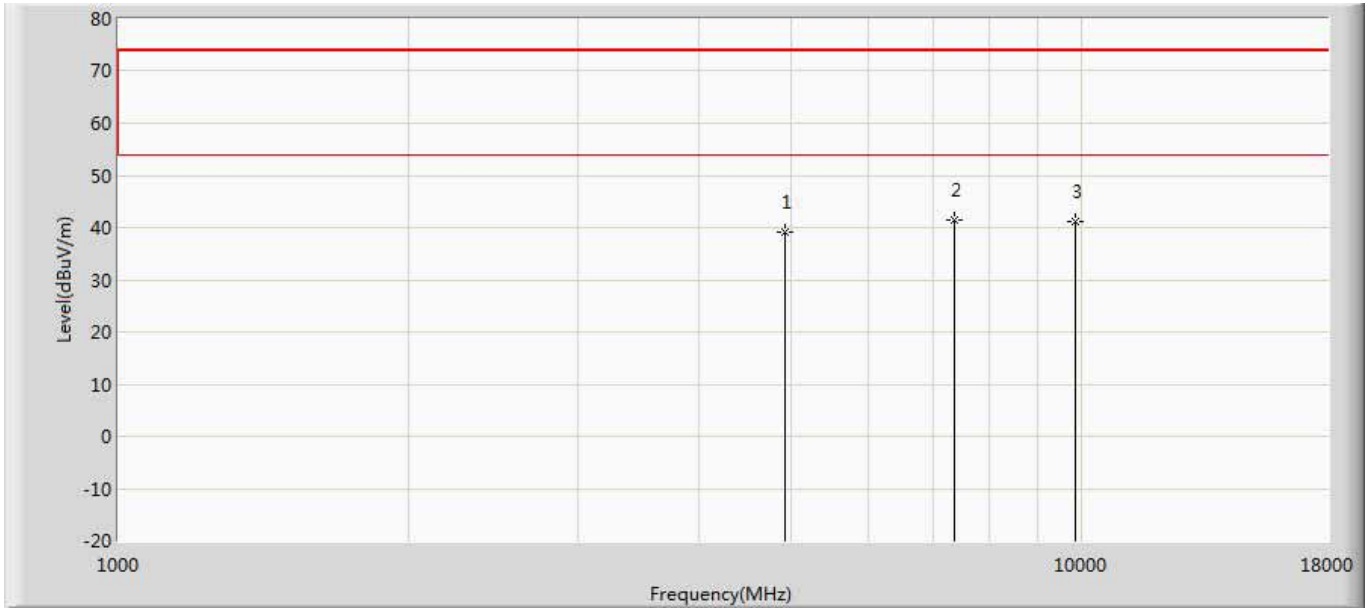
No	Mark	Frequency (MHz)	Measure Level (dBuV/m)	Reading Level (dBuV)	Over Limit (dB)	Limit (dBuV/m)	Factor (dB)	Type
1		4874.000	37.669	38.927	-36.331	74.000	-1.257	PK
2		7311.000	40.534	37.154	-33.466	74.000	3.380	PK
3	*	9748.000	41.054	35.570	-32.946	74.000	5.484	PK

Engineer: Damon	
Site: AC5	Time: 2017/09/24 - 22:20
Limit: FCC_Part15.209_RE(3m)	Margin: 0
Probe: Horn_3117_00167055(1-18GHz)	Polarity: Vertical
EUT: XIAOMI ROUTER HD	Power: AC 120V/60Hz
Note: Mode 5:Transmit at channel 2437MHz by 11AC20	



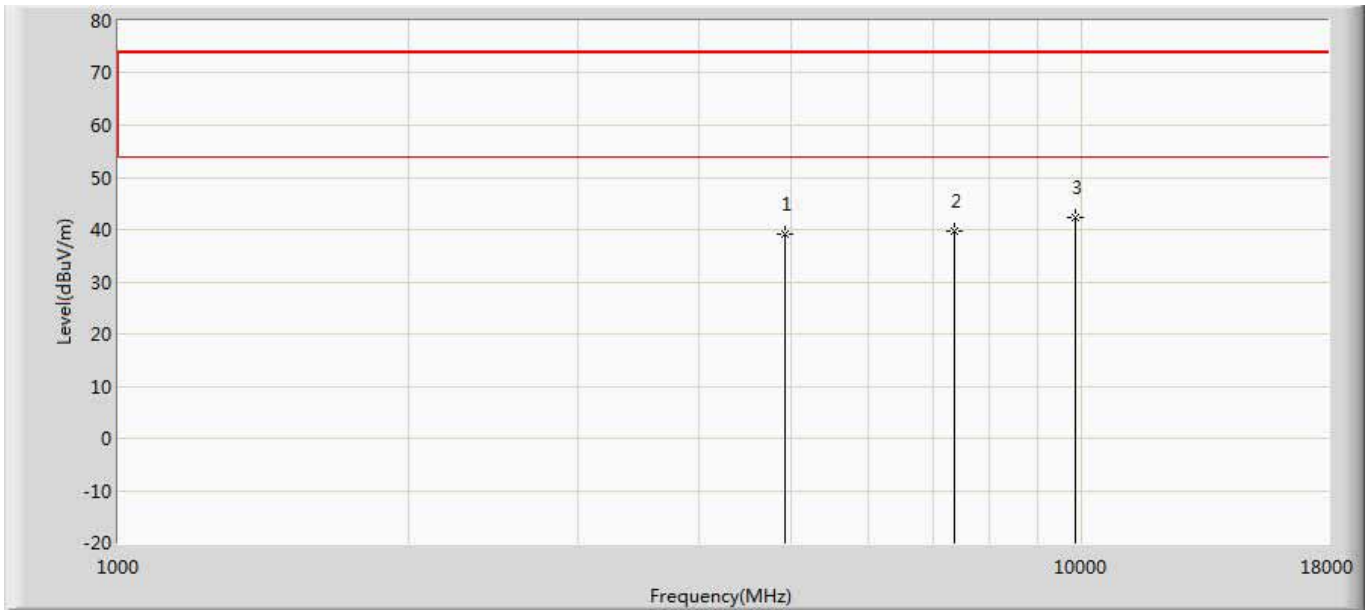
No	Mark	Frequency (MHz)	Measure Level (dBuV/m)	Reading Level (dBuV)	Over Limit (dB)	Limit (dBuV/m)	Factor (dB)	Type
1		4874.000	38.277	39.535	-35.723	74.000	-1.257	PK
2		7311.000	40.726	37.346	-33.274	74.000	3.380	PK
3	*	9748.000	41.798	36.314	-32.202	74.000	5.484	PK

Engineer: Damon	
Site: AC5	Time: 2017/09/24 - 22:21
Limit: FCC_Part15.209_RE(3m)	Margin: 0
Probe: Horn_3117_00167055(1-18GHz)	Polarity: Horizontal
EUT: XIAOMI ROUTER HD	Power: AC 120V/60Hz
Note: Mode 5:Transmit at channel 2462MHz by 11AC20	



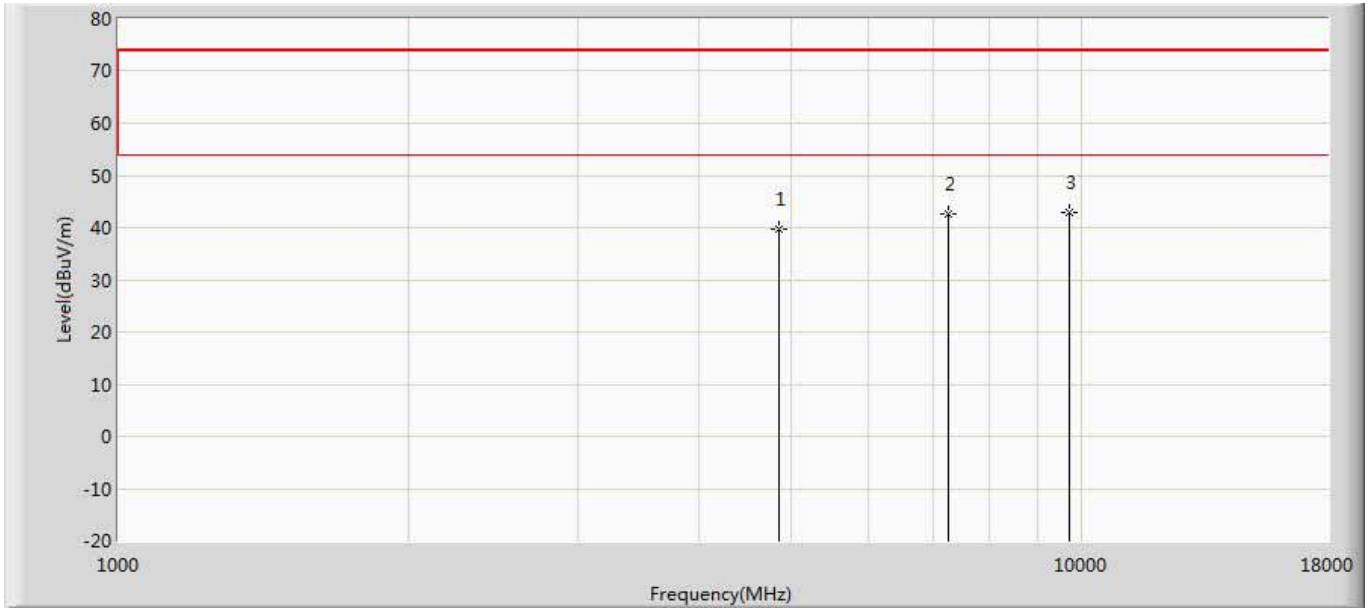
No	Mark	Frequency (MHz)	Measure Level (dBuV/m)	Reading Level (dBuV)	Over Limit (dB)	Limit (dBuV/m)	Factor (dB)	Type
1		4924.000	39.068	39.599	-34.932	74.000	-0.532	PK
2	*	7386.000	41.480	38.866	-32.520	74.000	2.615	PK
3		9848.000	41.142	34.996	-32.858	74.000	6.146	PK

Engineer: Damon	
Site: AC5	Time: 2017/09/24 - 22:21
Limit: FCC_Part15.209_RE(3m)	Margin: 0
Probe: Horn_3117_00167055(1-18GHz)	Polarity: Vertical
EUT: XIAOMI ROUTER HD	Power: AC 120V/60Hz
Note: Mode 5:Transmit at channel 2462MHz by 11AC20	



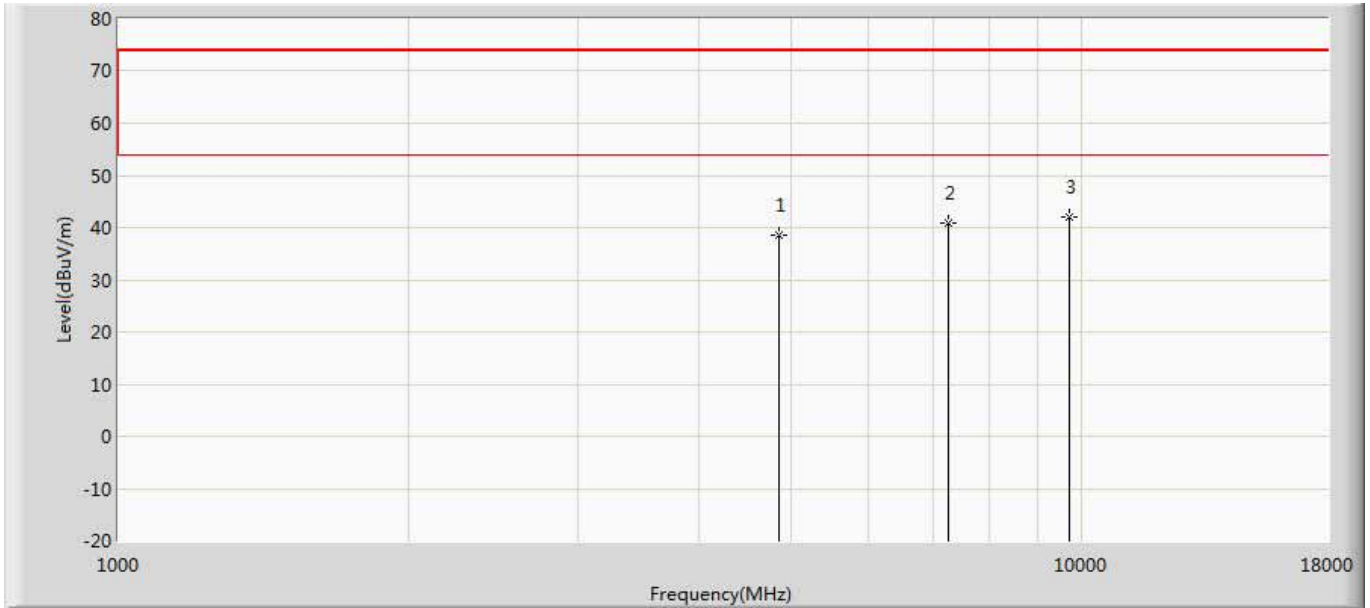
No	Mark	Frequency (MHz)	Measure Level (dBuV/m)	Reading Level (dBuV)	Over Limit (dB)	Limit (dBuV/m)	Factor (dB)	Type
1		4924.000	39.255	39.786	-34.745	74.000	-0.532	PK
2		7386.000	39.845	37.231	-34.155	74.000	2.615	PK
3	*	9848.000	42.296	36.150	-31.704	74.000	6.146	PK

Engineer: Damon	
Site: AC5	Time: 2017/09/24 - 22:21
Limit: FCC_Part15.209_RE(3m)	Margin: 0
Probe: Horn_3117_00167055(1-18GHz)	Polarity: Horizontal
EUT: XIAOMI ROUTER HD	Power: AC 120V/60Hz
Note: Mode 6:Transmit at channel 2422MHz by 11AC40	



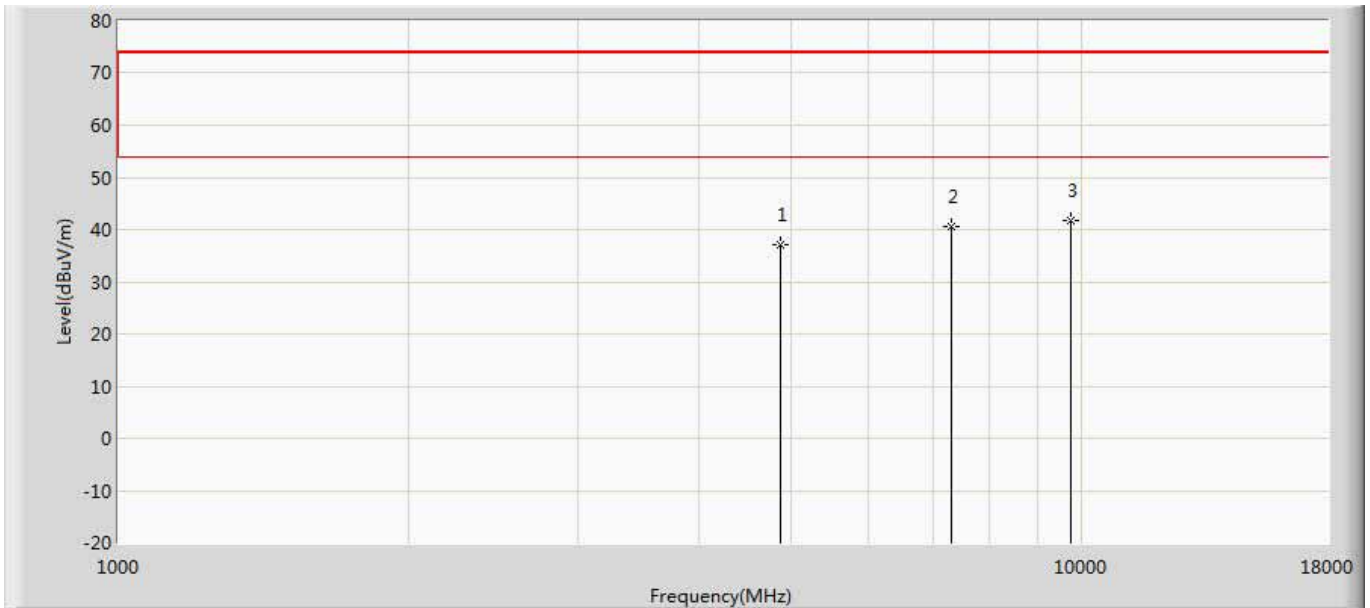
No	Mark	Frequency (MHz)	Measure Level (dBuV/m)	Reading Level (dBuV)	Over Limit (dB)	Limit (dBuV/m)	Factor (dB)	Type
1		4844.000	39.599	40.843	-34.401	74.000	-1.245	PK
2		7266.000	42.524	39.902	-31.476	74.000	2.622	PK
3	*	9688.000	42.925	37.299	-31.075	74.000	5.626	PK

Engineer: Damon	
Site: AC5	Time: 2017/09/24 - 22:21
Limit: FCC_Part15.209_RE(3m)	Margin: 0
Probe: Horn_3117_00167055(1-18GHz)	Polarity: Vertical
EUT: XIAOMI ROUTER HD	Power: AC 120V/60Hz
Note: Mode 6:Transmit at channel 2422MHz by 11AC40	



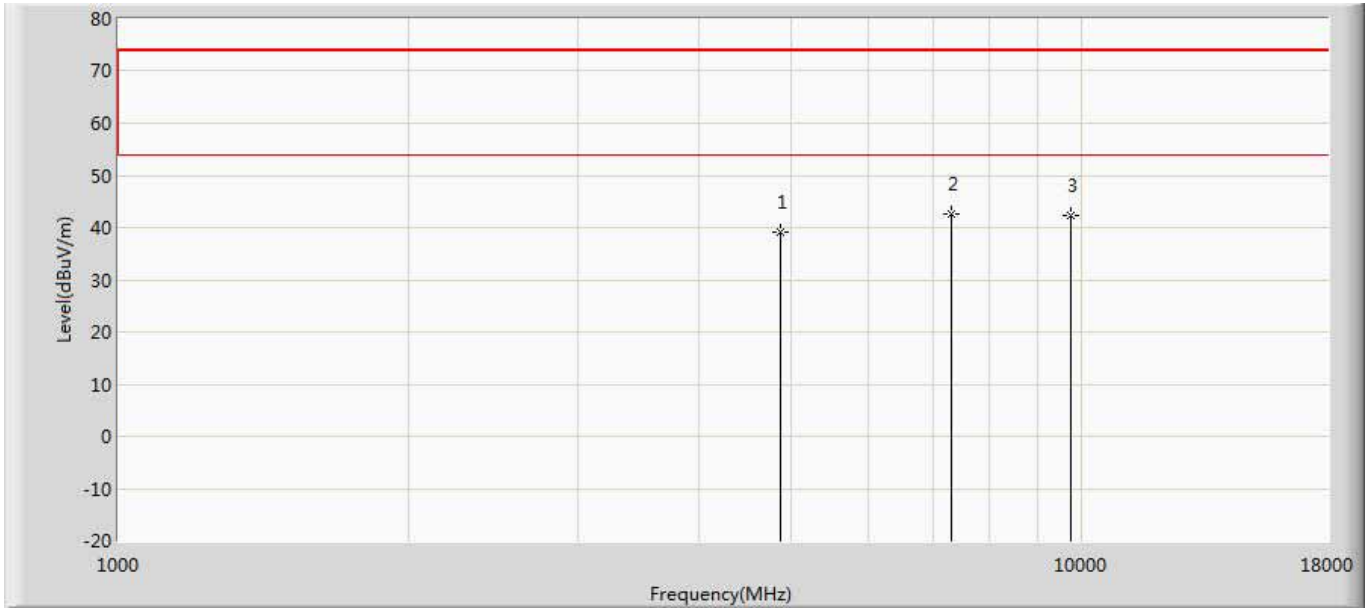
No	Mark	Frequency (MHz)	Measure Level (dBuV/m)	Reading Level (dBuV)	Over Limit (dB)	Limit (dBuV/m)	Factor (dB)	Type
1		4844.000	38.536	39.780	-35.464	74.000	-1.245	PK
2		7266.000	40.883	38.261	-33.117	74.000	2.622	PK
3	*	9688.000	41.967	36.341	-32.033	74.000	5.626	PK

Engineer: Damon	
Site: AC5	Time: 2017/09/24 - 22:21
Limit: FCC_Part15.209_RE(3m)	Margin: 0
Probe: Horn_3117_00167055(1-18GHz)	Polarity: Horizontal
EUT: XIAOMI ROUTER HD	Power: AC 120V/60Hz
Note: Mode 6:Transmit at channel 2437MHz by 11AC40	



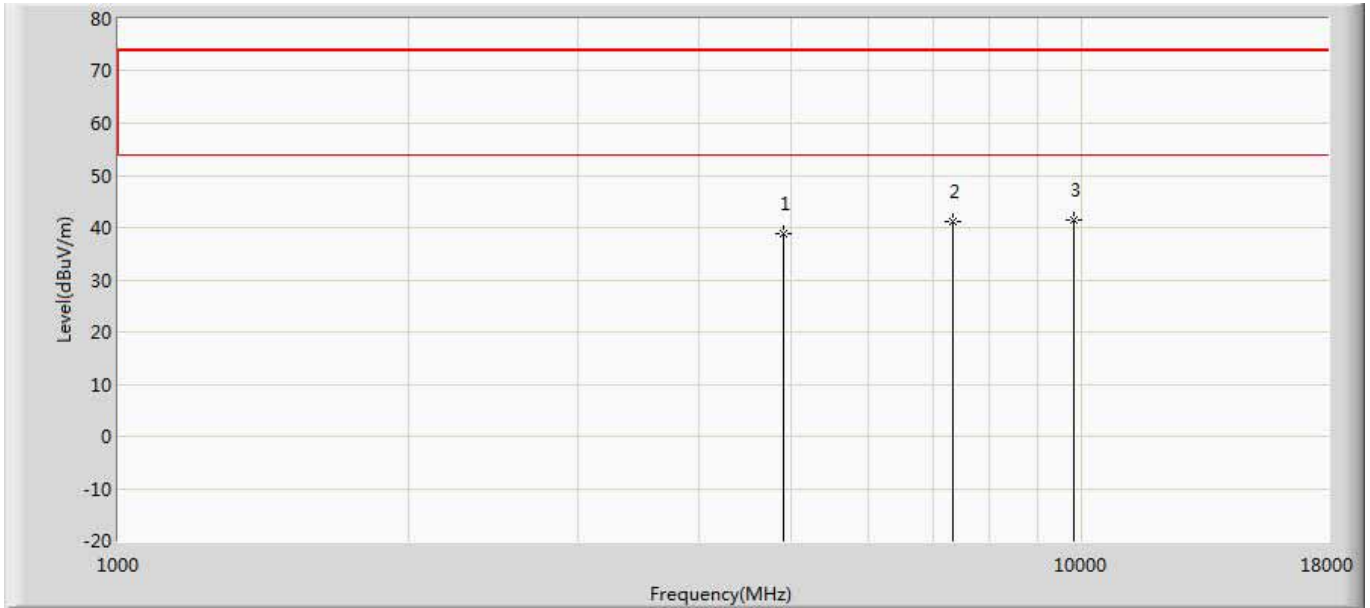
No	Mark	Frequency (MHz)	Measure Level (dBuV/m)	Reading Level (dBuV)	Over Limit (dB)	Limit (dBuV/m)	Factor (dB)	Type
1		4874.000	37.042	38.300	-36.958	74.000	-1.257	PK
2		7311.000	40.695	37.315	-33.305	74.000	3.380	PK
3	*	9748.000	41.636	36.152	-32.364	74.000	5.484	PK

Engineer: Damon	
Site: AC5	Time: 2017/09/24 - 22:21
Limit: FCC_Part15.209_RE(3m)	Margin: 0
Probe: Horn_3117_00167055(1-18GHz)	Polarity: Vertical
EUT: XIAOMI ROUTER HD	Power: AC 120V/60Hz
Note: Mode 6:Transmit at channel 2437MHz by 11AC40	



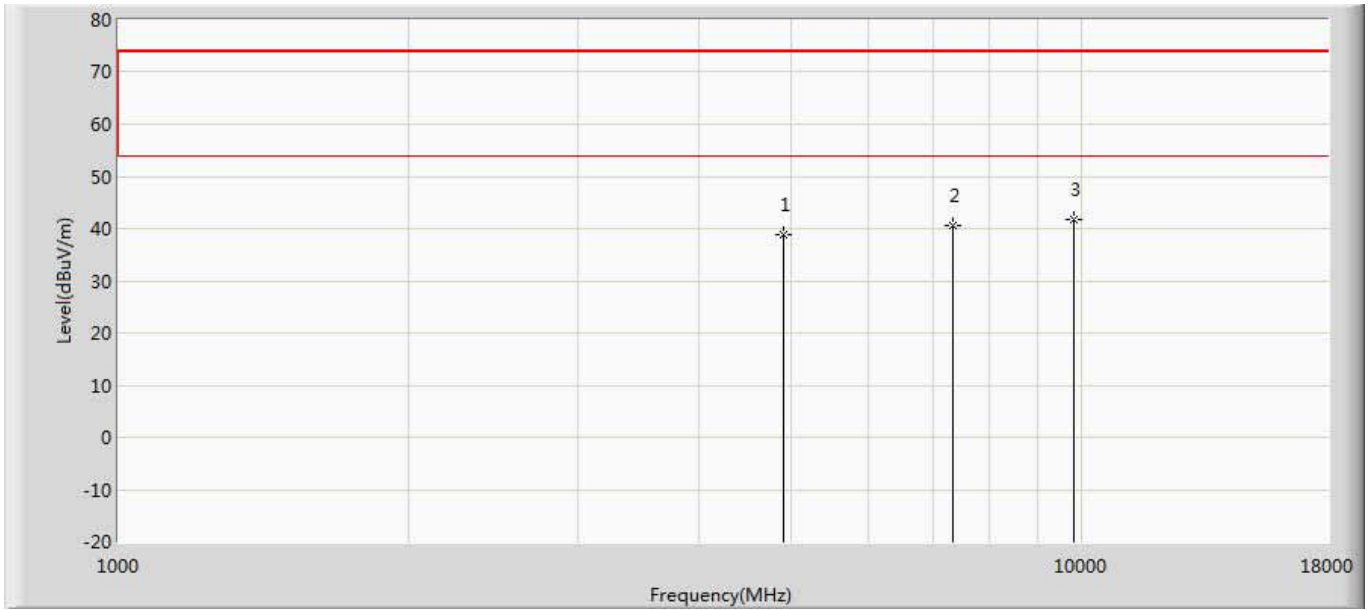
No	Mark	Frequency (MHz)	Measure Level (dBuV/m)	Reading Level (dBuV)	Over Limit (dB)	Limit (dBuV/m)	Factor (dB)	Type
1		4874.000	39.043	40.301	-34.957	74.000	-1.257	PK
2	*	7311.000	42.592	39.212	-31.408	74.000	3.380	PK
3		9748.000	42.353	36.869	-31.647	74.000	5.484	PK

Engineer: Damon	
Site: AC5	Time: 2017/09/24 - 22:21
Limit: FCC_Part15.209_RE(3m)	Margin: 0
Probe: Horn_3117_00167055(1-18GHz)	Polarity: Horizontal
EUT: XIAOMI ROUTER HD	Power: AC 120V/60Hz
Note: Mode 6:Transmit at channel 2452MHz by 11AC40	



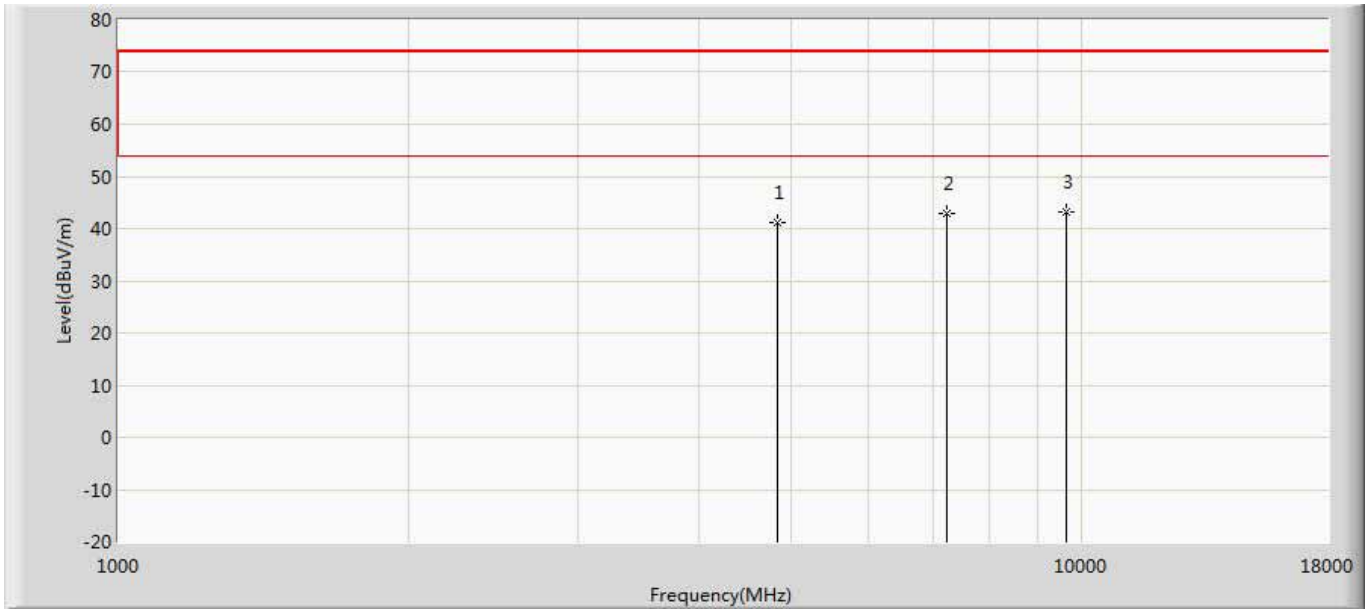
No	Mark	Frequency (MHz)	Measure Level (dBuV/m)	Reading Level (dBuV)	Over Limit (dB)	Limit (dBuV/m)	Factor (dB)	Type
1		4904.000	38.943	39.912	-35.057	74.000	-0.969	PK
2		7356.000	41.284	38.333	-32.716	74.000	2.952	PK
3	*	9808.000	41.473	35.584	-32.527	74.000	5.889	PK

Engineer: Damon	
Site: AC5	Time: 2017/09/24 - 22:21
Limit: FCC_Part15.209_RE(3m)	Margin: 0
Probe: Horn_3117_00167055(1-18GHz)	Polarity: Vertical
EUT: XIAOMI ROUTER HD	Power: AC 120V/60Hz
Note: Mode 6:Transmit at channel 2452MHz by 11AC40	



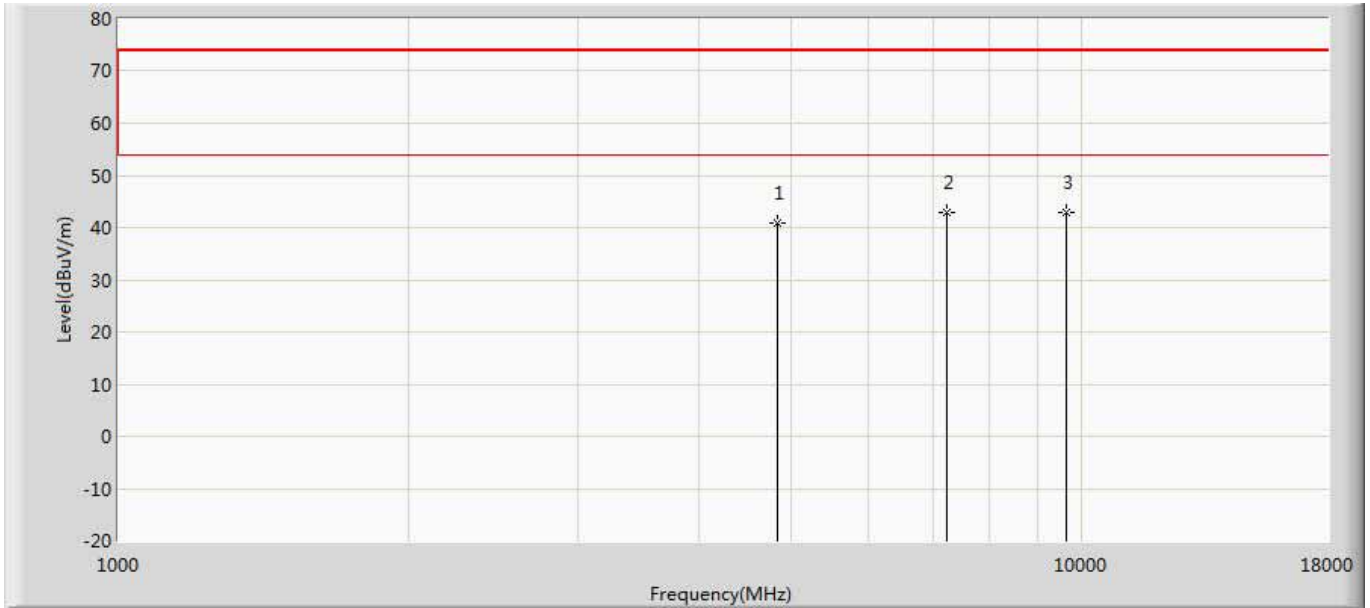
No	Mark	Frequency (MHz)	Measure Level (dBuV/m)	Reading Level (dBuV)	Over Limit (dB)	Limit (dBuV/m)	Factor (dB)	Type
1		4904.000	38.869	39.838	-35.131	74.000	-0.969	PK
2		7356.000	40.661	37.710	-33.339	74.000	2.952	PK
3	*	9808.000	41.655	35.766	-32.345	74.000	5.889	PK

Engineer: Damon	
Site: AC5	Time: 2017/09/24 - 22:17
Limit: FCC_Part15.209_RE(3m)	Margin: 0
Probe: Horn_3117_00167055(1-18GHz)	Polarity: Horizontal
EUT: Xiaomi Router HD	Power: AC 120V/60Hz
Note: Mode 7:Transmit at channel 2412MHz by 11N20 with Beamforming	



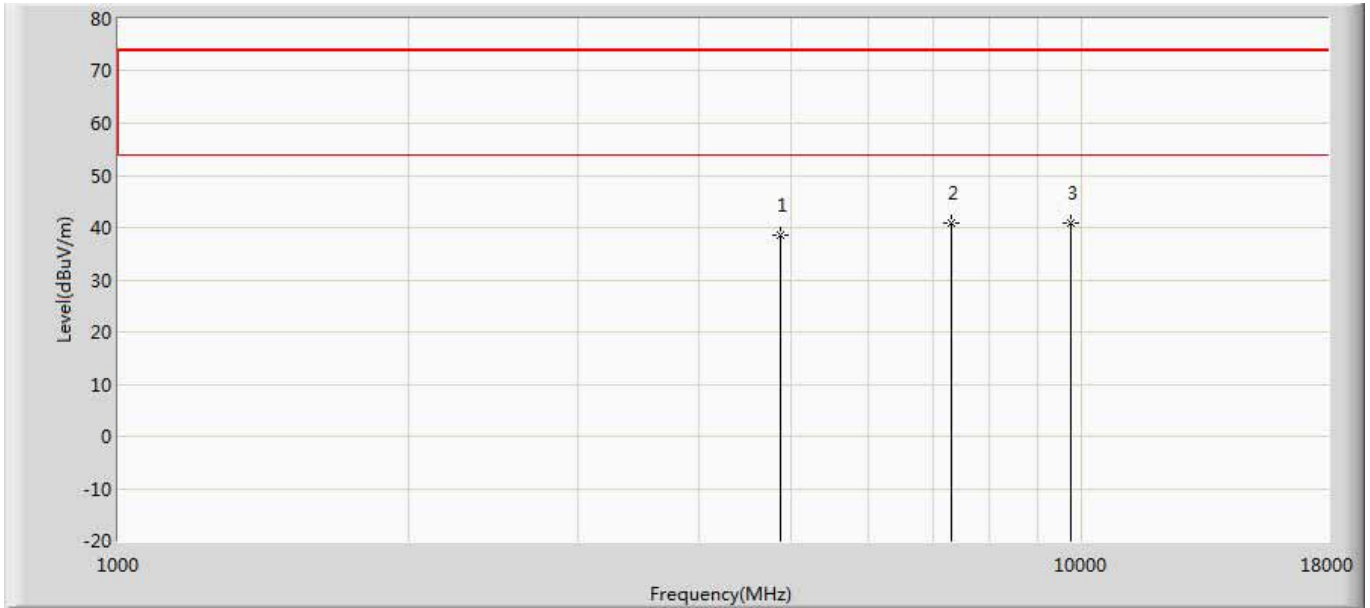
No	Mark	Frequency (MHz)	Measure Level (dBuV/m)	Reading Level (dBuV)	Over Limit (dB)	Limit (dBuV/m)	Factor (dB)	Type
1		4824.000	41.181	42.293	-32.819	74.000	-1.112	PK
2		7236.000	42.846	39.964	-31.154	74.000	2.882	PK
3	*	9648.000	43.131	37.933	-30.869	74.000	5.198	PK

Engineer: Damon	
Site: AC5	Time: 2017/09/24 - 22:17
Limit: FCC_Part15.209_RE(3m)	Margin: 0
Probe: Horn_3117_00167055(1-18GHz)	Polarity: Vertical
EUT: Xiaomi Router HD	Power: AC 120V/60Hz
Note: Mode 7:Transmit at channel 2412MHz by 11N20 with Beamforming	



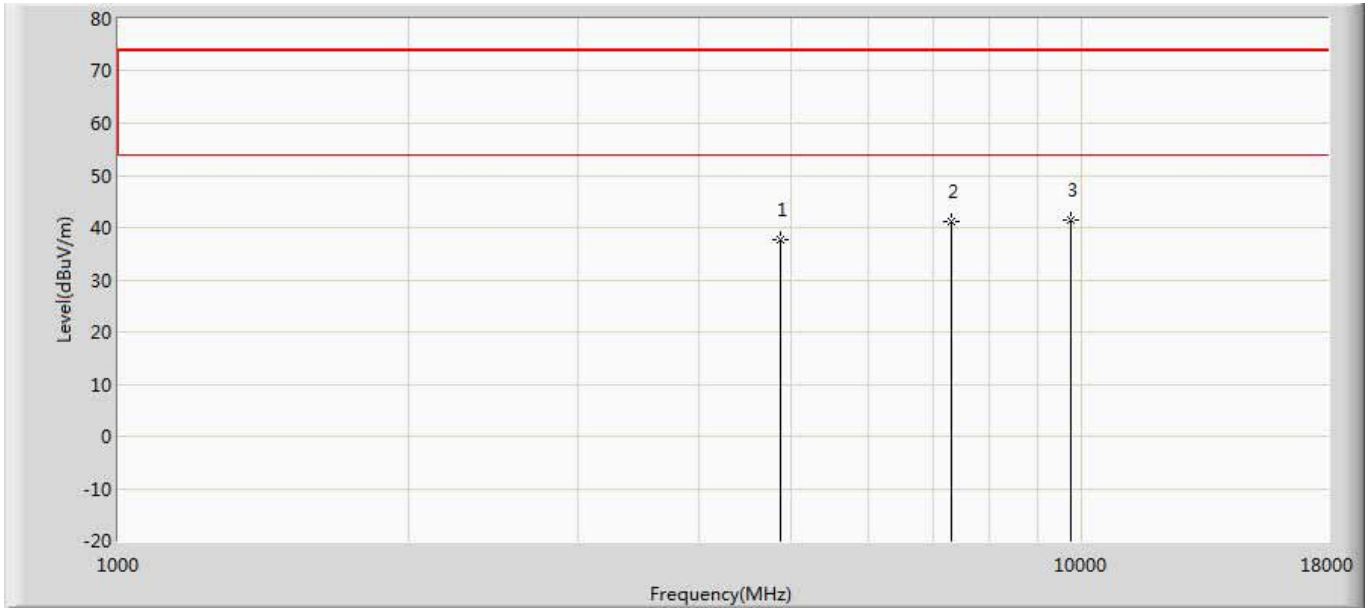
No	Mark	Frequency (MHz)	Measure Level (dBuV/m)	Reading Level (dBuV)	Over Limit (dB)	Limit (dBuV/m)	Factor (dB)	Type
1		4824.000	40.866	41.978	-33.134	74.000	-1.112	PK
2		7236.000	42.980	40.098	-31.020	74.000	2.882	PK
3	*	9648.000	43.017	37.819	-30.983	74.000	5.198	PK

Engineer: Damon	
Site: AC5	Time: 2017/09/24 - 22:17
Limit: FCC_Part15.209_RE(3m)	Margin: 0
Probe: Horn_3117_00167055(1-18GHz)	Polarity: Horizontal
EUT: Xiaomi Router HD	Power: AC 120V/60Hz
Note: Mode 7:Transmit at channel 2437MHz by 11N20 with Beamforming	



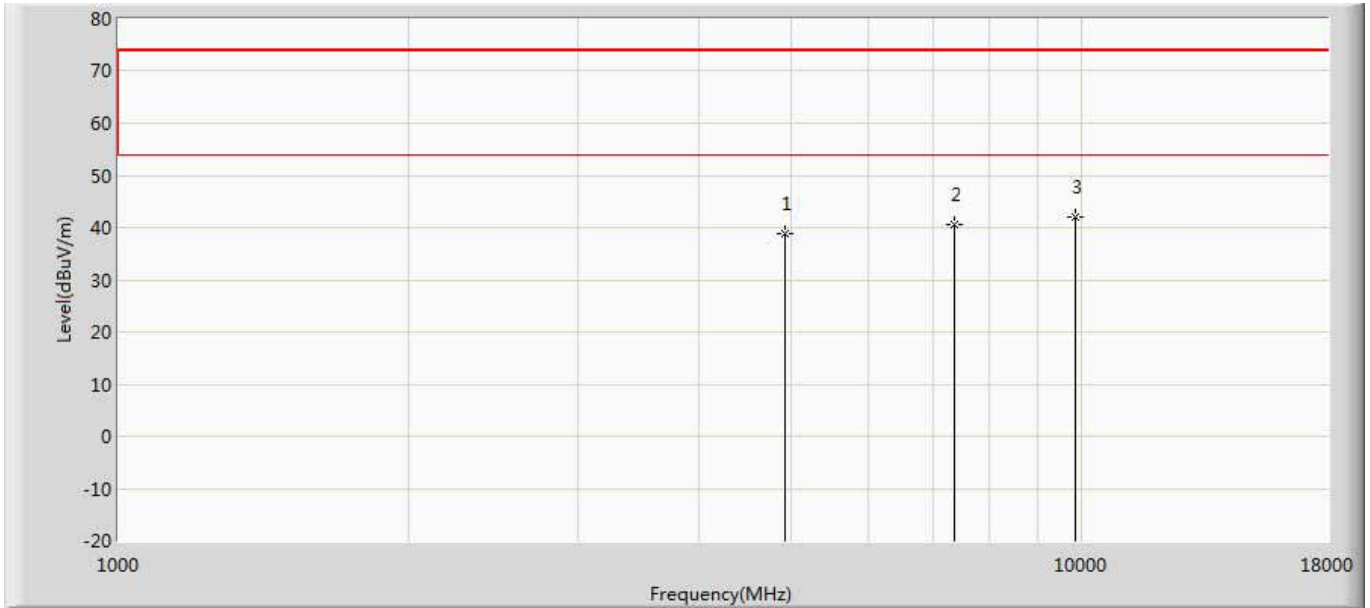
No	Mark	Frequency (MHz)	Measure Level (dBuV/m)	Reading Level (dBuV)	Over Limit (dB)	Limit (dBuV/m)	Factor (dB)	Type
1		4874.000	38.434	39.692	-35.566	74.000	-1.257	PK
2		7311.000	40.900	37.520	-33.100	74.000	3.380	PK
3	*	9748.000	41.014	35.530	-32.986	74.000	5.484	PK

Engineer: Damon	
Site: AC5	Time: 2017/09/24 - 22:17
Limit: FCC_Part15.209_RE(3m)	Margin: 0
Probe: Horn_3117_00167055(1-18GHz)	Polarity: Vertical
EUT: Xiaomi Router HD	Power: AC 120V/60Hz
Note: Mode 7:Transmit at channel 2437MHz by 11N20 with Beamforming	



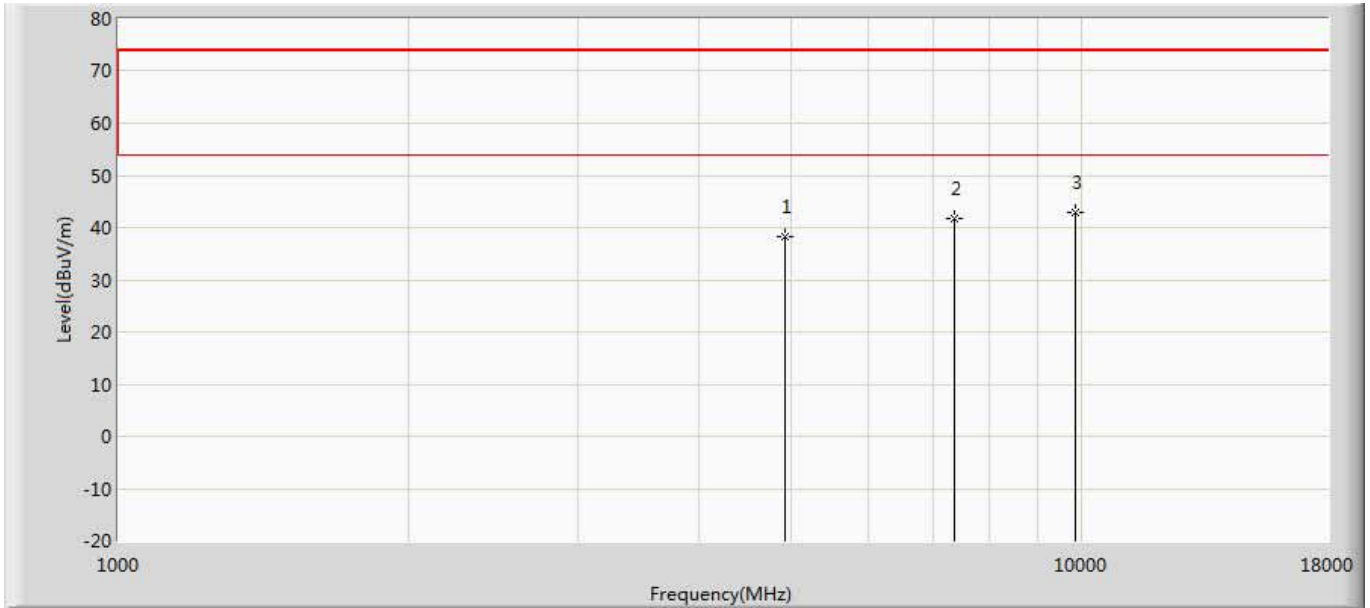
No	Mark	Frequency (MHz)	Measure Level (dBuV/m)	Reading Level (dBuV)	Over Limit (dB)	Limit (dBuV/m)	Factor (dB)	Type
1		4874.000	37.697	38.955	-36.303	74.000	-1.257	PK
2		7311.000	41.280	37.900	-32.720	74.000	3.380	PK
3	*	9748.000	41.455	35.971	-32.545	74.000	5.484	PK

Engineer: Damon	
Site: AC5	Time: 2017/09/24 - 22:17
Limit: FCC_Part15.209_RE(3m)	Margin: 0
Probe: Horn_3117_00167055(1-18GHz)	Polarity: Horizontal
EUT: Xiaomi Router HD	Power: AC 120V/60Hz
Note: Mode 7:Transmit at channel 2462MHz by 11N20 with Beamforming	



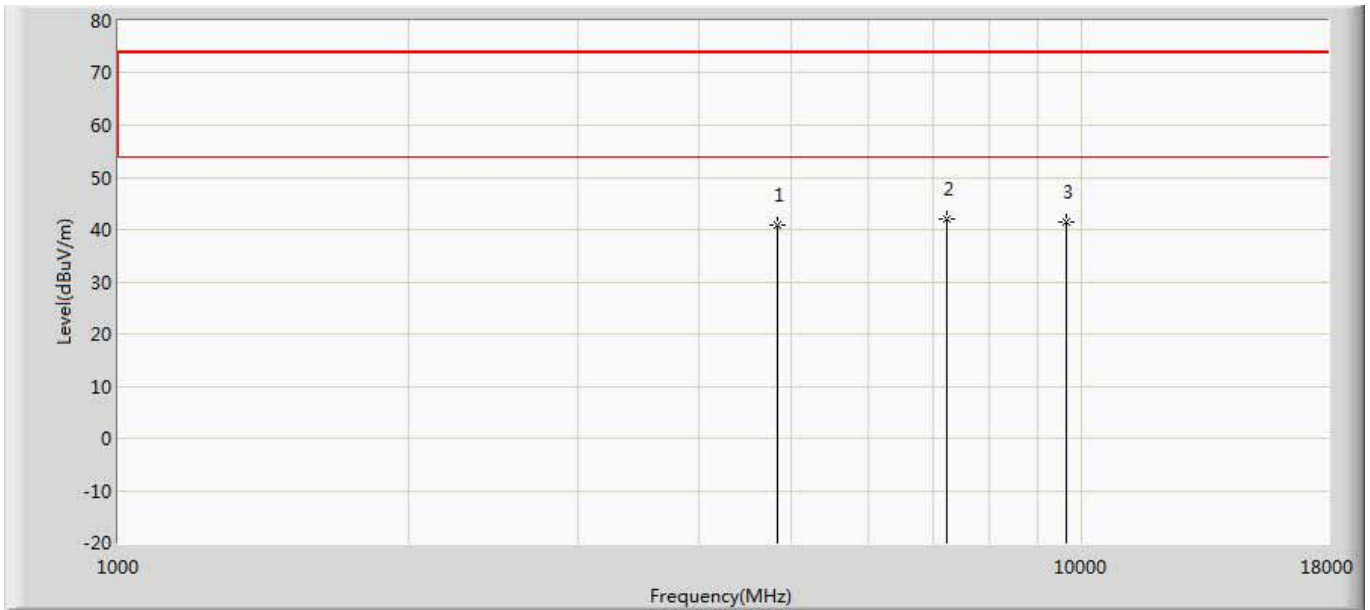
No	Mark	Frequency (MHz)	Measure Level (dBuV/m)	Reading Level (dBuV)	Over Limit (dB)	Limit (dBuV/m)	Factor (dB)	Type
1		4924.000	38.852	39.383	-35.148	74.000	-0.532	PK
2		7386.000	40.638	38.024	-33.362	74.000	2.615	PK
3	*	9848.000	42.131	35.985	-31.869	74.000	6.146	PK

Engineer: Damon	
Site: AC5	Time: 2017/09/24 - 22:17
Limit: FCC_Part15.209_RE(3m)	Margin: 0
Probe: Horn_3117_00167055(1-18GHz)	Polarity: Vertical
EUT: Xiaomi Router HD	Power: AC 120V/60Hz
Note: Mode 7:Transmit at channel 2462MHz by 11N20 with Beamforming	



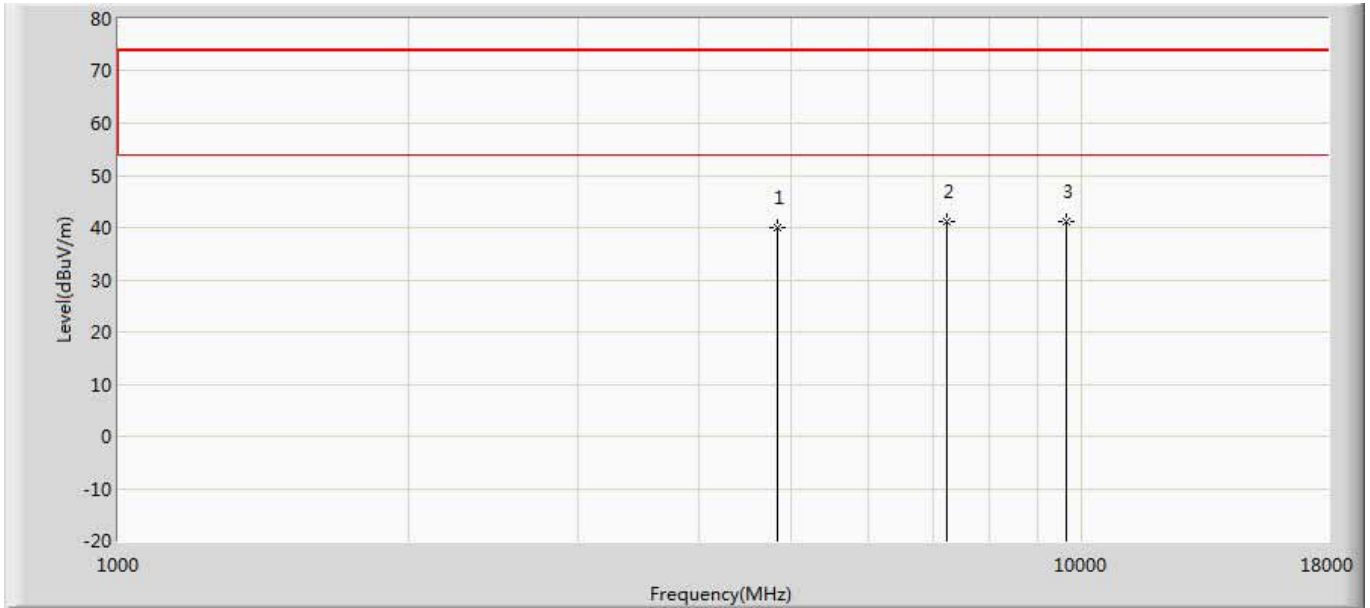
No	Mark	Frequency (MHz)	Measure Level (dBuV/m)	Reading Level (dBuV)	Over Limit (dB)	Limit (dBuV/m)	Factor (dB)	Type
1		4924.000	38.239	38.770	-35.761	74.000	-0.532	PK
2		7386.000	41.611	38.997	-32.389	74.000	2.615	PK
3	*	9848.000	42.809	36.663	-31.191	74.000	6.146	PK

Engineer: Damon	
Site: AC5	Time: 2017/09/24 - 22:17
Limit: FCC_Part15.209_RE(3m)	Margin: 0
Probe: Horn_3117_00167055(1-18GHz)	Polarity: Horizontal
EUT: Xiaomi Router HD	Power: AC 120V/60Hz
Note: Mode 8:Transmit at channel 2412MHz by 11AC20 with Beamforming	



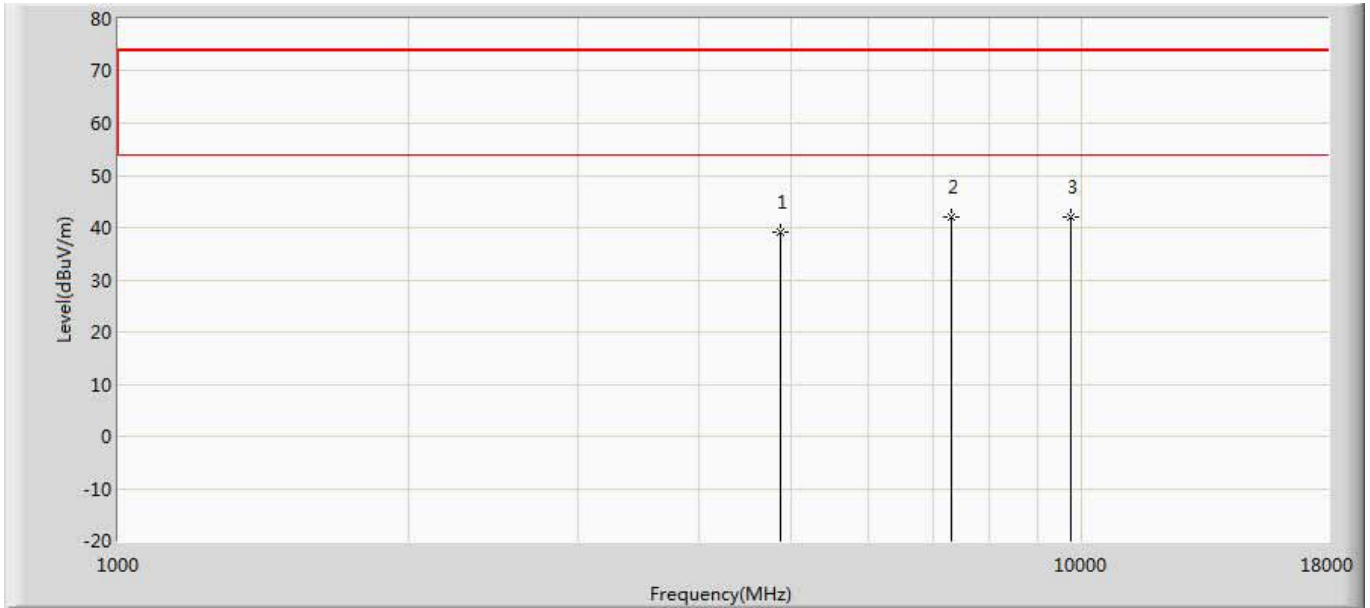
No	Mark	Frequency (MHz)	Measure Level (dBuV/m)	Reading Level (dBuV)	Over Limit (dB)	Limit (dBuV/m)	Factor (dB)	Type
1		4824.000	40.935	42.047	-33.065	74.000	-1.112	PK
2	*	7236.000	41.951	39.069	-32.049	74.000	2.882	PK
3		9648.000	41.446	36.248	-32.554	74.000	5.198	PK

Engineer: Damon	
Site: AC5	Time: 2017/09/24 - 22:17
Limit: FCC_Part15.209_RE(3m)	Margin: 0
Probe: Horn_3117_00167055(1-18GHz)	Polarity: Vertical
EUT: Xiaomi Router HD	Power: AC 120V/60Hz
Note: Mode 8:Transmit at channel 2412MHz by 11AC20 with Beamforming	



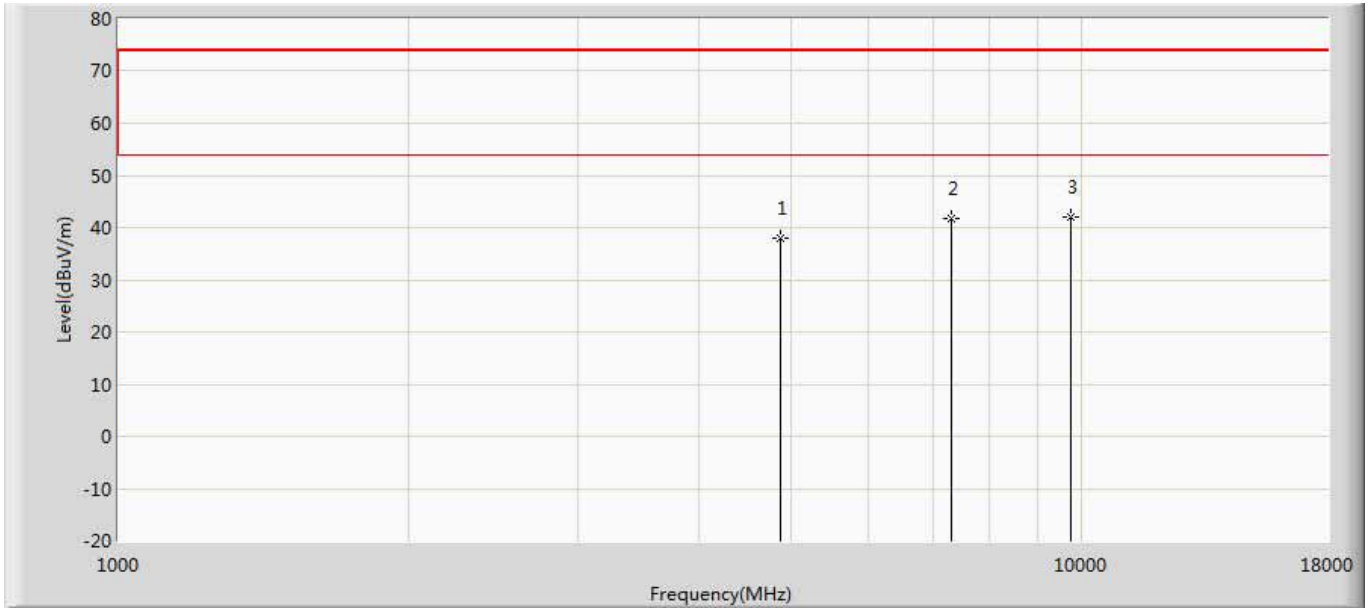
No	Mark	Frequency (MHz)	Measure Level (dBuV/m)	Reading Level (dBuV)	Over Limit (dB)	Limit (dBuV/m)	Factor (dB)	Type
1		4824.000	40.069	41.181	-33.931	74.000	-1.112	PK
2	*	7236.000	41.283	38.401	-32.717	74.000	2.882	PK
3		9648.000	41.143	35.945	-32.857	74.000	5.198	PK

Engineer: Damon	
Site: AC5	Time: 2017/09/24 - 22:17
Limit: FCC_Part15.209_RE(3m)	Margin: 0
Probe: Horn_3117_00167055(1-18GHz)	Polarity: Horizontal
EUT: Xiaomi Router HD	Power: AC 120V/60Hz
Note: Mode 8:Transmit at channel 2437MHz by 11AC20 with Beamforming	



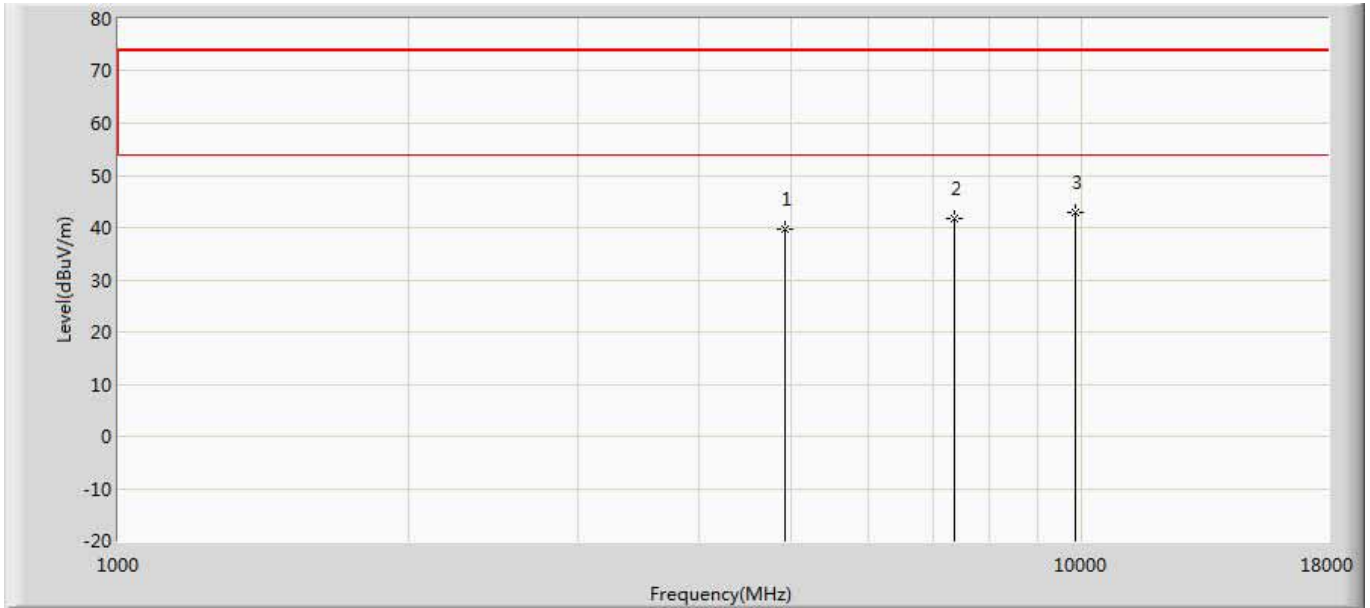
No	Mark	Frequency (MHz)	Measure Level (dBuV/m)	Reading Level (dBuV)	Over Limit (dB)	Limit (dBuV/m)	Factor (dB)	Type
1		4874.000	39.022	40.280	-34.978	74.000	-1.257	PK
2	*	7311.000	41.990	38.610	-32.010	74.000	3.380	PK
3		9748.000	41.908	36.424	-32.092	74.000	5.484	PK

Engineer: Damon	
Site: AC5	Time: 2017/09/24 - 22:18
Limit: FCC_Part15.209_RE(3m)	Margin: 0
Probe: Horn_3117_00167055(1-18GHz)	Polarity: Vertical
EUT: Xiaomi Router HD	Power: AC 120V/60Hz
Note: Mode 8:Transmit at channel 2437MHz by 11AC20 with Beamforming	



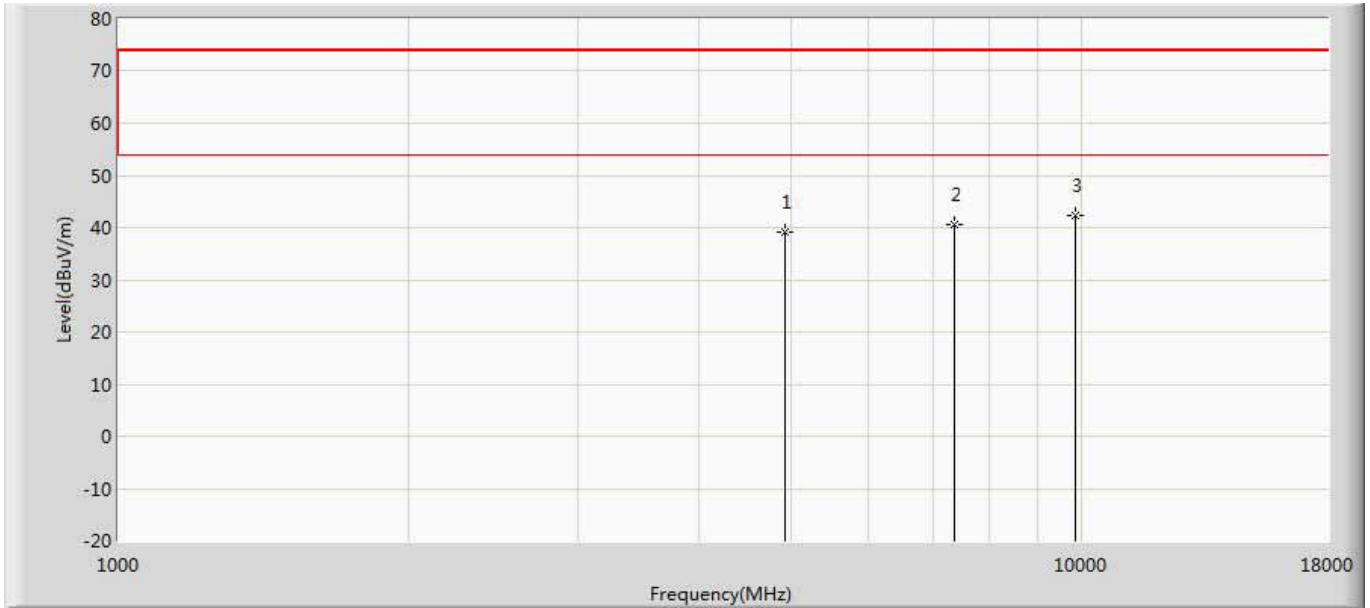
No	Mark	Frequency (MHz)	Measure Level (dBuV/m)	Reading Level (dBuV)	Over Limit (dB)	Limit (dBuV/m)	Factor (dB)	Type
1		4874.000	37.952	39.210	-36.048	74.000	-1.257	PK
2		7311.000	41.655	38.275	-32.345	74.000	3.380	PK
3	*	9748.000	42.086	36.602	-31.914	74.000	5.484	PK

Engineer: Damon	
Site: AC5	Time: 2017/09/24 - 22:18
Limit: FCC_Part15.209_RE(3m)	Margin: 0
Probe: Horn_3117_00167055(1-18GHz)	Polarity: Horizontal
EUT: Xiaomi Router HD	Power: AC 120V/60Hz
Note: Mode 8:Transmit at channel 2462MHz by 11AC20 with Beamforming	



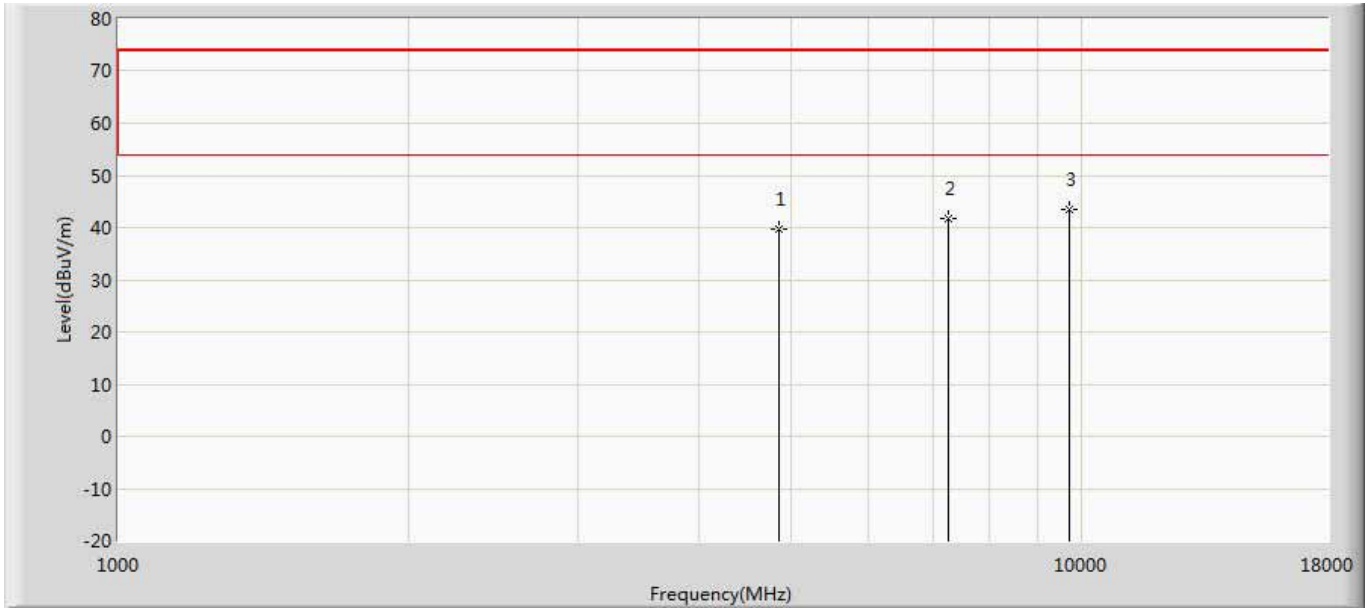
No	Mark	Frequency (MHz)	Measure Level (dBuV/m)	Reading Level (dBuV)	Over Limit (dB)	Limit (dBuV/m)	Factor (dB)	Type
1		4924.000	39.582	40.113	-34.418	74.000	-0.532	PK
2		7386.000	41.714	39.100	-32.286	74.000	2.615	PK
3	*	9848.000	42.800	36.654	-31.200	74.000	6.146	PK

Engineer: Damon	
Site: AC5	Time: 2017/09/24 - 22:18
Limit: FCC_Part15.209_RE(3m)	Margin: 0
Probe: Horn_3117_00167055(1-18GHz)	Polarity: Vertical
EUT: Xiaomi Router HD	Power: AC 120V/60Hz
Note: Mode 8:Transmit at channel 2462MHz by 11AC20 with Beamforming	



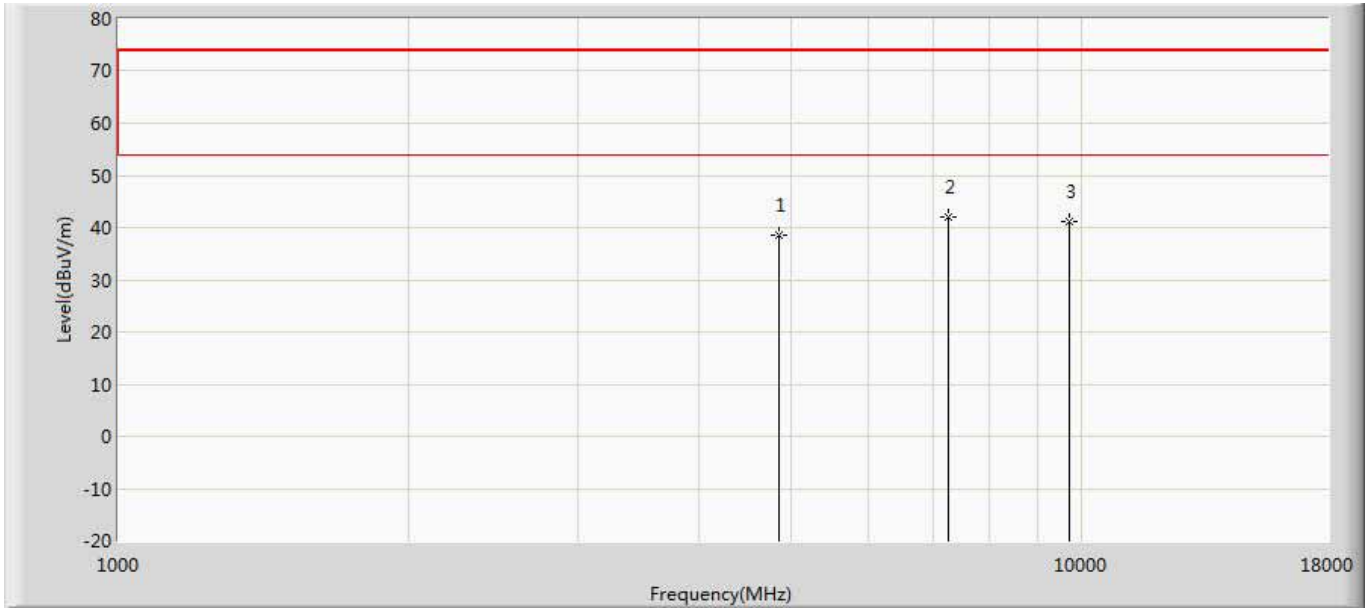
No	Mark	Frequency (MHz)	Measure Level (dBuV/m)	Reading Level (dBuV)	Over Limit (dB)	Limit (dBuV/m)	Factor (dB)	Type
1		4924.000	39.160	39.691	-34.840	74.000	-0.532	PK
2		7386.000	40.495	37.881	-33.505	74.000	2.615	PK
3	*	9848.000	42.242	36.096	-31.758	74.000	6.146	PK

Engineer: Damon	
Site: AC5	Time: 2017/09/24 - 22:18
Limit: FCC_Part15.209_RE(3m)	Margin: 0
Probe: Horn_3117_00167055(1-18GHz)	Polarity: Horizontal
EUT: Xiaomi Router HD	Power: AC 120V/60Hz
Note: Mode 9:Transmit at channel 2422MHz by 11N40 with Beamforming	



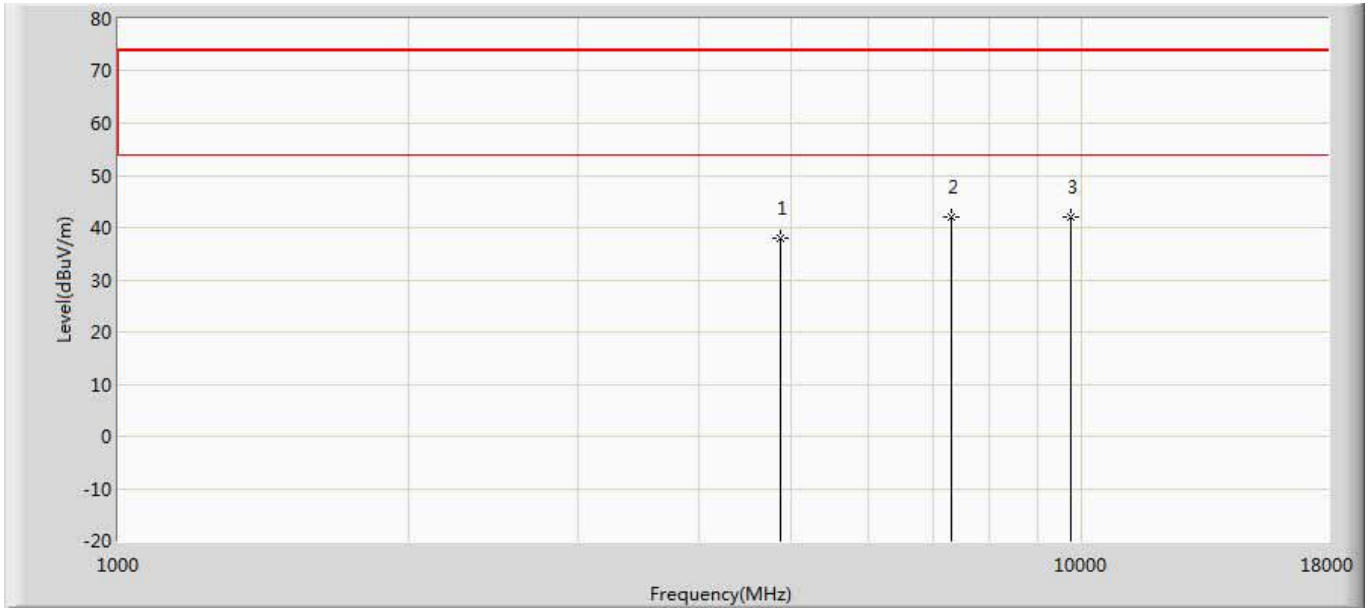
No	Mark	Frequency (MHz)	Measure Level (dBuV/m)	Reading Level (dBuV)	Over Limit (dB)	Limit (dBuV/m)	Factor (dB)	Type
1		4844.000	39.724	40.968	-34.276	74.000	-1.245	PK
2		7266.000	41.612	38.990	-32.388	74.000	2.622	PK
3	*	9688.000	43.551	37.925	-30.449	74.000	5.626	PK

Engineer: Damon	
Site: AC5	Time: 2017/09/24 - 22:18
Limit: FCC_Part15.209_RE(3m)	Margin: 0
Probe: Horn_3117_00167055(1-18GHz)	Polarity: Vertical
EUT: Xiaomi Router HD	Power: AC 120V/60Hz
Note: Mode 9:Transmit at channel 2422MHz by 11N40 with Beamforming	



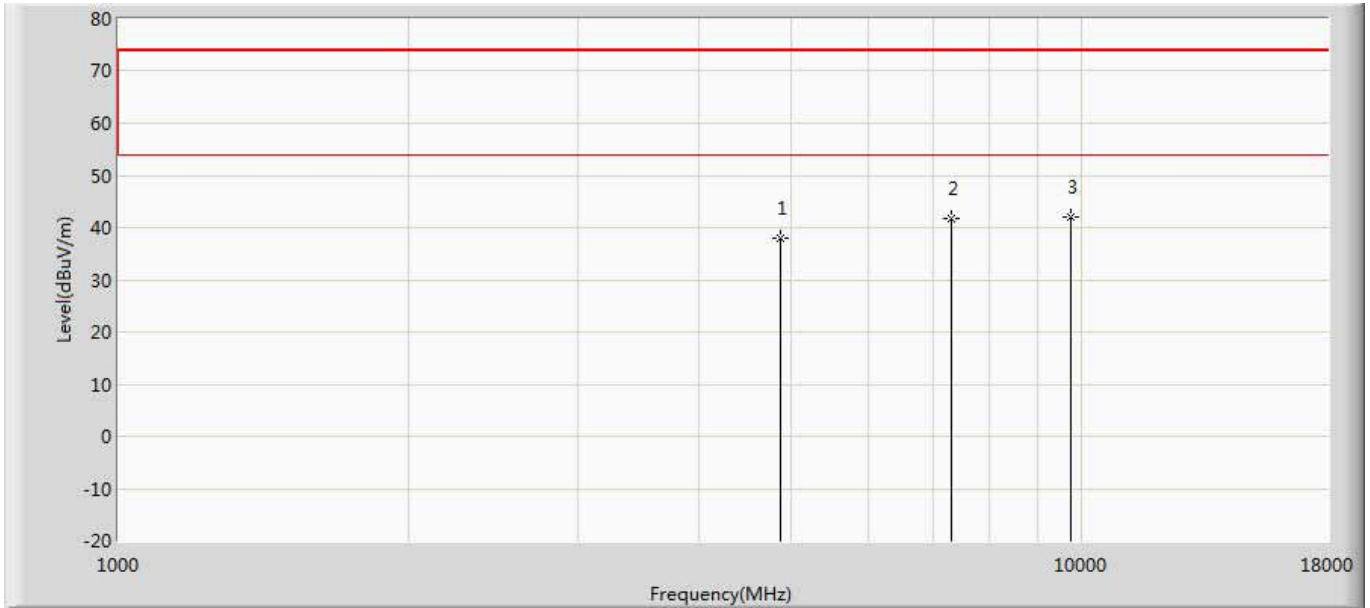
No	Mark	Frequency (MHz)	Measure Level (dBuV/m)	Reading Level (dBuV)	Over Limit (dB)	Limit (dBuV/m)	Factor (dB)	Type
1		4844.000	38.591	39.835	-35.409	74.000	-1.245	PK
2	*	7266.000	42.031	39.409	-31.969	74.000	2.622	PK
3		9688.000	41.302	35.676	-32.698	74.000	5.626	PK

Engineer: Damon	
Site: AC5	Time: 2017/09/24 - 22:18
Limit: FCC_Part15.209_RE(3m)	Margin: 0
Probe: Horn_3117_00167055(1-18GHz)	Polarity: Horizontal
EUT: Xiaomi Router HD	Power: AC 120V/60Hz
Note: Mode 9:Transmit at channel 2437MHz by 11N40 with Beamforming	



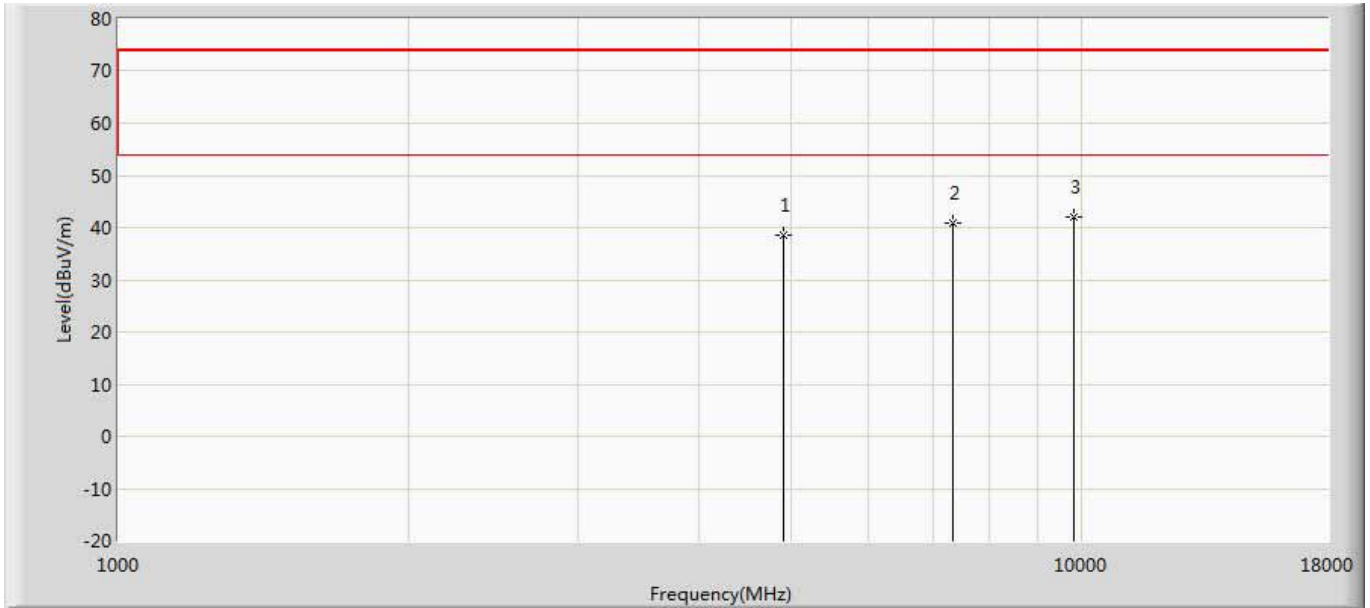
No	Mark	Frequency (MHz)	Measure Level (dBuV/m)	Reading Level (dBuV)	Over Limit (dB)	Limit (dBuV/m)	Factor (dB)	Type
1		4874.000	37.972	39.230	-36.028	74.000	-1.257	PK
2		7311.000	42.007	38.627	-31.993	74.000	3.380	PK
3	*	9748.000	42.070	36.586	-31.930	74.000	5.484	PK

Engineer: Damon	
Site: AC5	Time: 2017/09/24 - 22:18
Limit: FCC_Part15.209_RE(3m)	Margin: 0
Probe: Horn_3117_00167055(1-18GHz)	Polarity: Vertical
EUT: Xiaomi Router HD	Power: AC 120V/60Hz
Note: Mode 9:Transmit at channel 2437MHz by 11N40 with Beamforming	



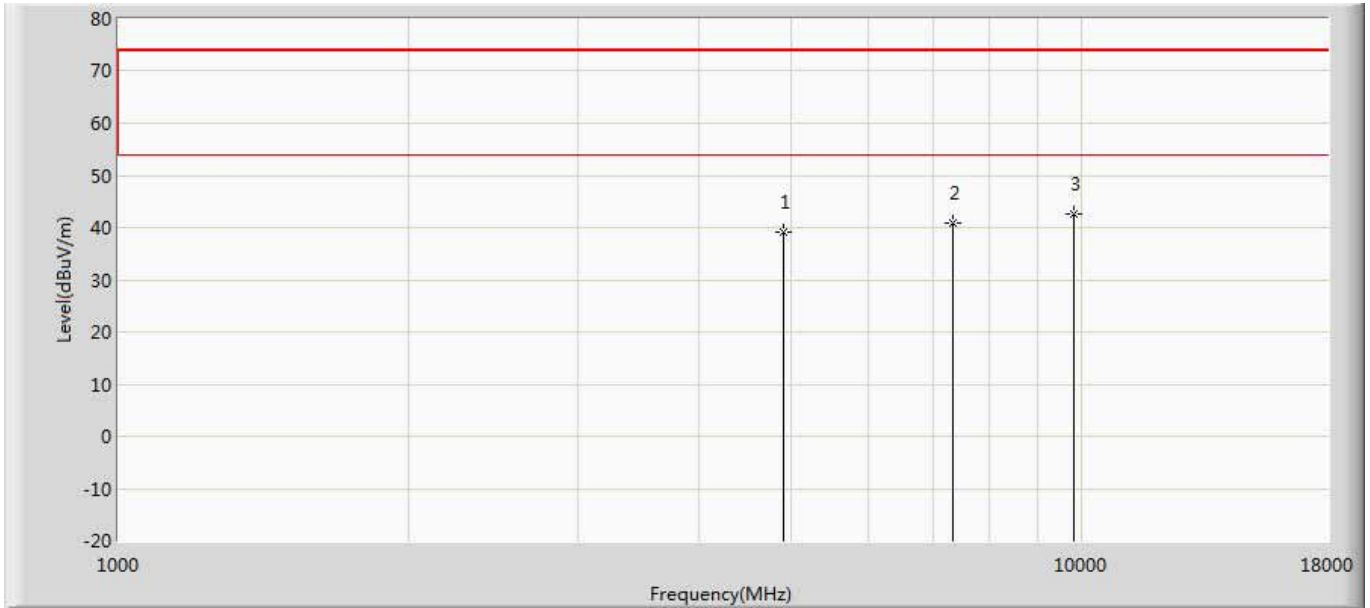
No	Mark	Frequency (MHz)	Measure Level (dBuV/m)	Reading Level (dBuV)	Over Limit (dB)	Limit (dBuV/m)	Factor (dB)	Type
1		4874.000	37.898	39.156	-36.102	74.000	-1.257	PK
2		7311.000	41.772	38.392	-32.228	74.000	3.380	PK
3	*	9748.000	42.089	36.605	-31.911	74.000	5.484	PK

Engineer: Damon	
Site: AC5	Time: 2017/09/24 - 22:18
Limit: FCC_Part15.209_RE(3m)	Margin: 0
Probe: Horn_3117_00167055(1-18GHz)	Polarity: Horizontal
EUT: Xiaomi Router HD	Power: AC 120V/60Hz
Note: Mode 9:Transmit at channel 2452MHz by 11N40 with Beamforming	



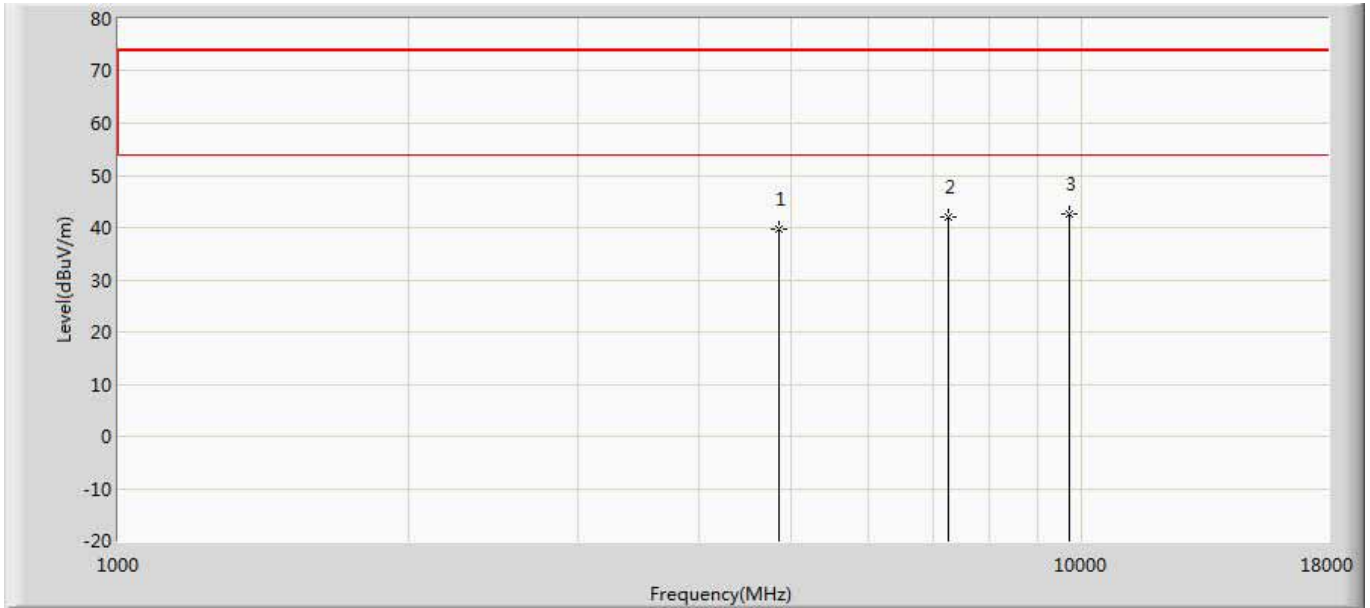
No	Mark	Frequency (MHz)	Measure Level (dBuV/m)	Reading Level (dBuV)	Over Limit (dB)	Limit (dBuV/m)	Factor (dB)	Type
1		4904.000	38.598	39.567	-35.402	74.000	-0.969	PK
2		7356.000	40.862	37.911	-33.138	74.000	2.952	PK
3	*	9808.000	42.029	36.140	-31.971	74.000	5.889	PK

Engineer: Damon	
Site: AC5	Time: 2017/09/24 - 22:18
Limit: FCC_Part15.209_RE(3m)	Margin: 0
Probe: Horn_3117_00167055(1-18GHz)	Polarity: Vertical
EUT: Xiaomi Router HD	Power: AC 120V/60Hz
Note: Mode 9:Transmit at channel 2452MHz by 11N40 with Beamforming	



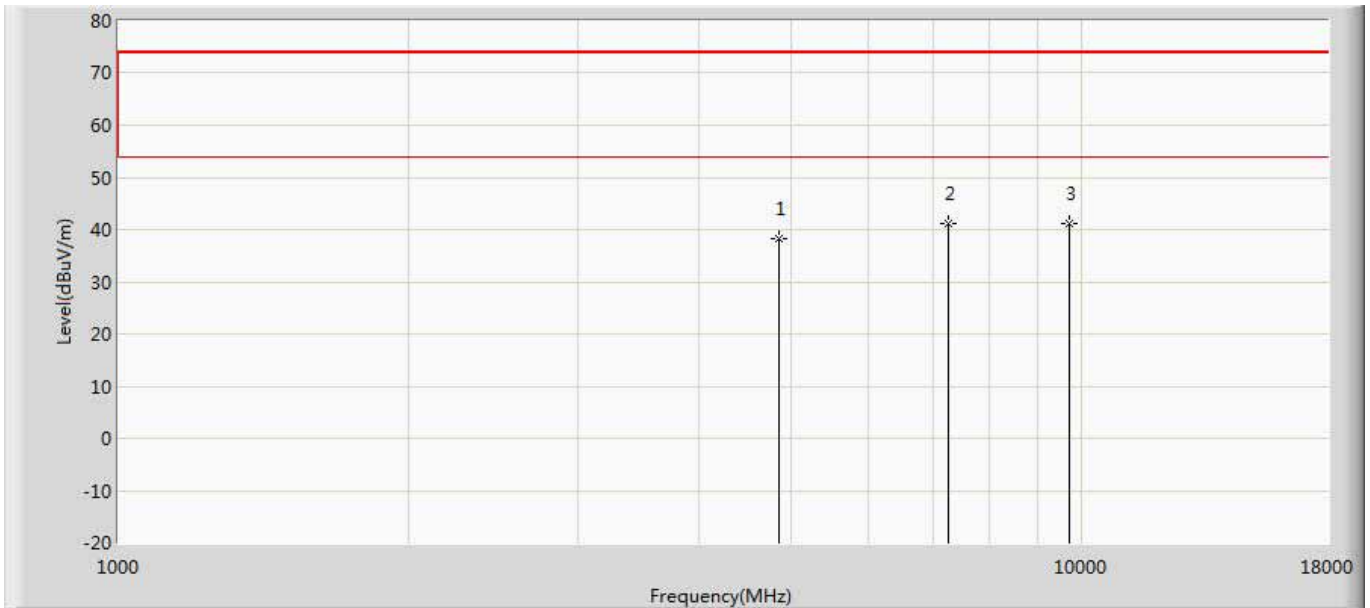
No	Mark	Frequency (MHz)	Measure Level (dBuV/m)	Reading Level (dBuV)	Over Limit (dB)	Limit (dBuV/m)	Factor (dB)	Type
1		4904.000	39.065	40.034	-34.935	74.000	-0.969	PK
2		7356.000	40.868	37.917	-33.132	74.000	2.952	PK
3	*	9808.000	42.564	36.675	-31.436	74.000	5.889	PK

Engineer: Damon	
Site: AC5	Time: 2017/09/24 - 22:19
Limit: FCC_Part15.209_RE(3m)	Margin: 0
Probe: Horn_3117_00167055(1-18GHz)	Polarity: Horizontal
EUT: Xiaomi Router HD	Power: AC 120V/60Hz
Note: Mode 10:Transmit at channel 2422MHz by 11AC40 with Beamforming	



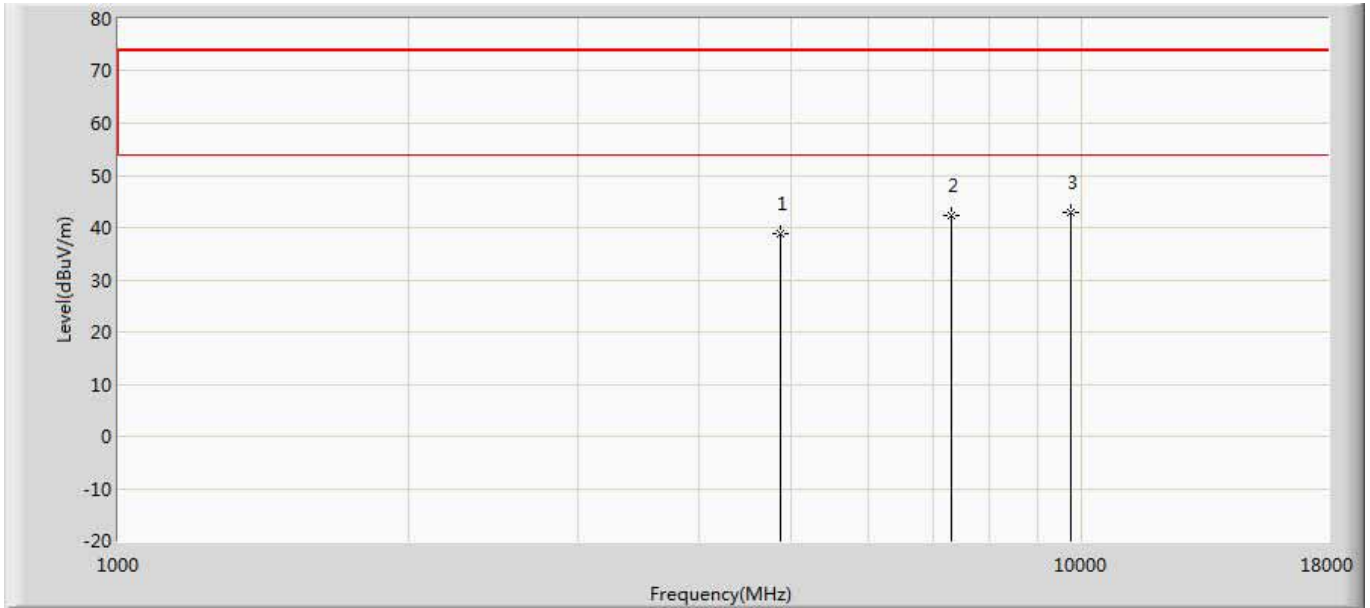
No	Mark	Frequency (MHz)	Measure Level (dBuV/m)	Reading Level (dBuV)	Over Limit (dB)	Limit (dBuV/m)	Factor (dB)	Type
1		4844.000	39.774	41.018	-34.226	74.000	-1.245	PK
2		7266.000	42.016	39.394	-31.984	74.000	2.622	PK
3	*	9688.000	42.480	36.854	-31.520	74.000	5.626	PK

Engineer: Damon	
Site: AC5	Time: 2017/09/24 - 22:19
Limit: FCC_Part15.209_RE(3m)	Margin: 0
Probe: Horn_3117_00167055(1-18GHz)	Polarity: Vertical
EUT: Xiaomi Router HD	Power: AC 120V/60Hz
Note: Mode 10:Transmit at channel 2422MHz by 11AC40 with Beamforming	



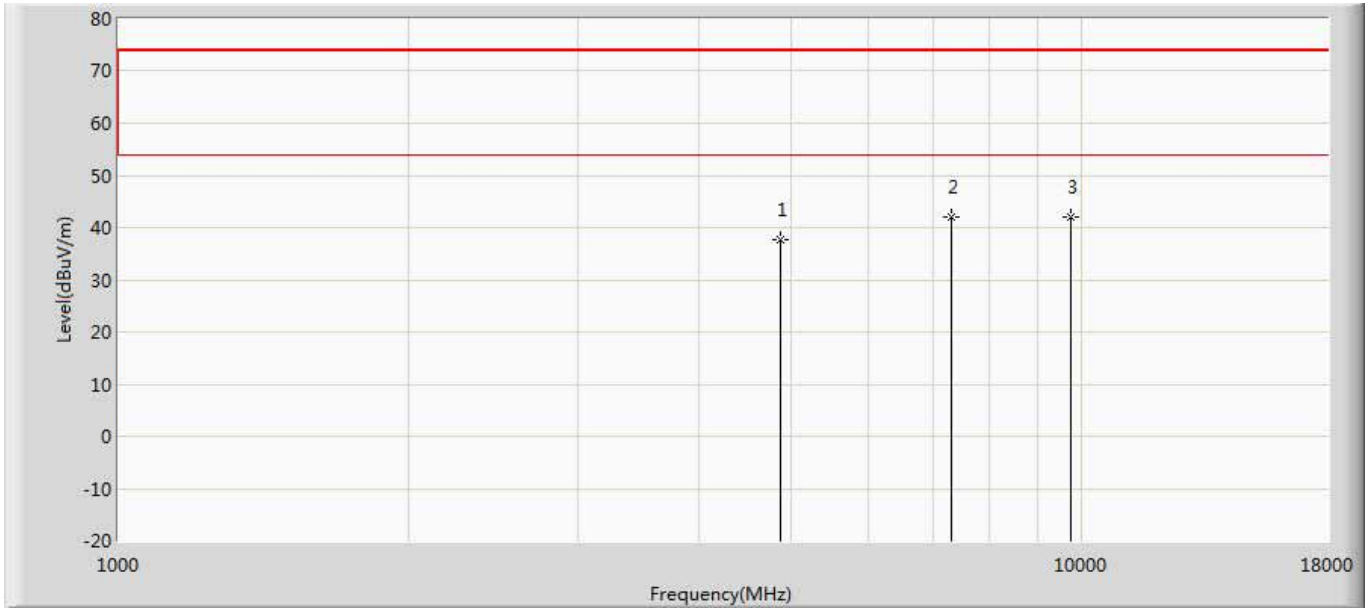
No	Mark	Frequency (MHz)	Measure Level (dBuV/m)	Reading Level (dBuV)	Over Limit (dB)	Limit (dBuV/m)	Factor (dB)	Type
1		4844.000	38.155	39.399	-35.845	74.000	-1.245	PK
2		7266.000	41.168	38.546	-32.832	74.000	2.622	PK
3	*	9688.000	41.262	35.636	-32.738	74.000	5.626	PK

Engineer: Damon	
Site: AC5	Time: 2017/09/24 - 22:19
Limit: FCC_Part15.209_RE(3m)	Margin: 0
Probe: Horn_3117_00167055(1-18GHz)	Polarity: Horizontal
EUT: Xiaomi Router HD	Power: AC 120V/60Hz
Note: Mode 10:Transmit at channel 2437MHz by 11AC40 with Beamforming	



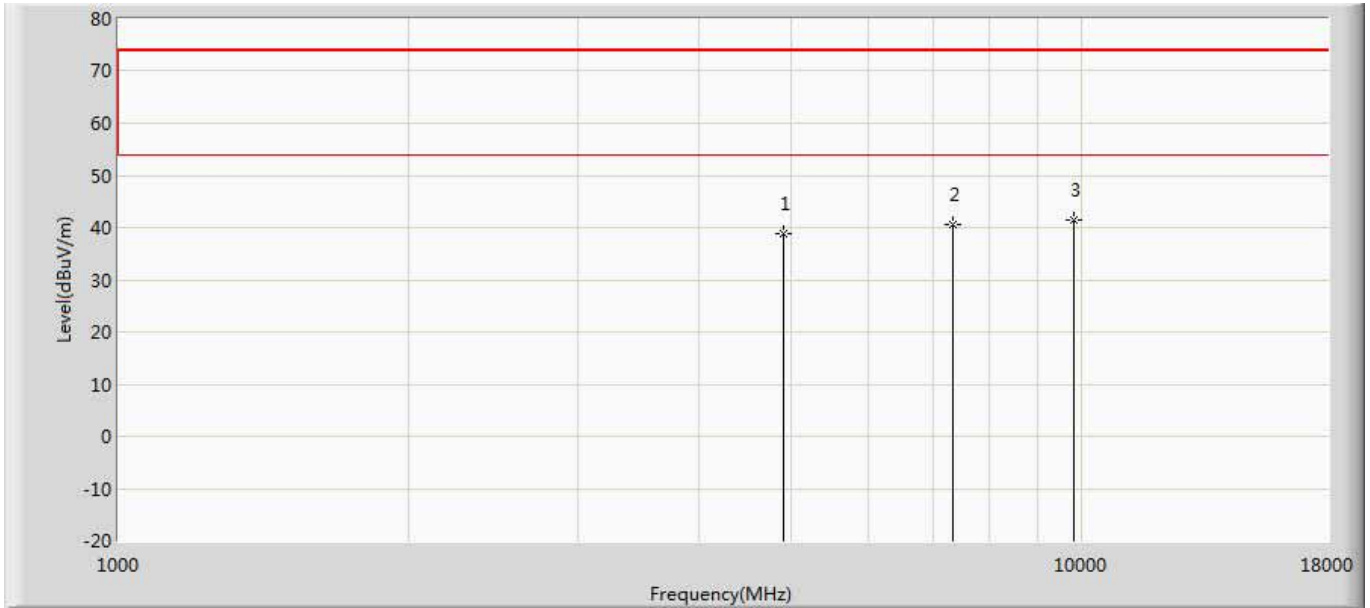
No	Mark	Frequency (MHz)	Measure Level (dBuV/m)	Reading Level (dBuV)	Over Limit (dB)	Limit (dBuV/m)	Factor (dB)	Type
1		4874.000	38.728	39.986	-35.272	74.000	-1.257	PK
2		7311.000	42.290	38.910	-31.710	74.000	3.380	PK
3	*	9748.000	42.899	37.415	-31.101	74.000	5.484	PK

Engineer: Damon	
Site: AC5	Time: 2017/09/24 - 22:20
Limit: FCC_Part15.209_RE(3m)	Margin: 0
Probe: Horn_3117_00167055(1-18GHz)	Polarity: Vertical
EUT: Xiaomi Router HD	Power: AC 120V/60Hz
Note: Mode 10:Transmit at channel 2437MHz by 11AC40 with Beamforming	



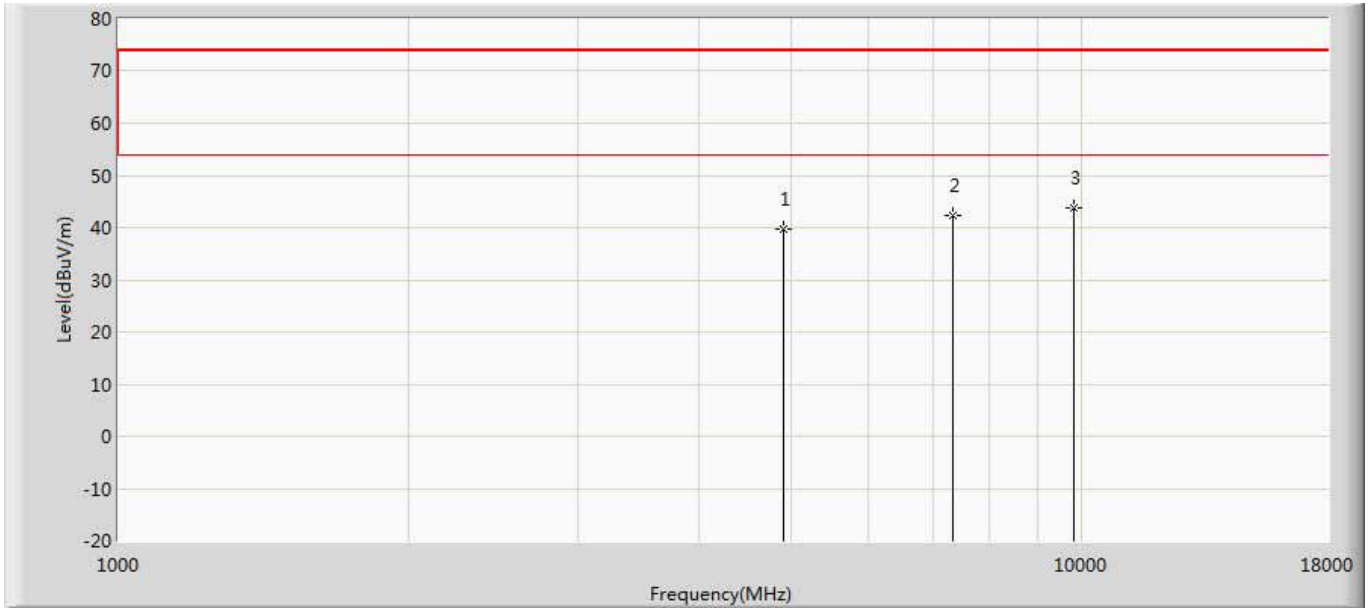
No	Mark	Frequency (MHz)	Measure Level (dBuV/m)	Reading Level (dBuV)	Over Limit (dB)	Limit (dBuV/m)	Factor (dB)	Type
1		4874.000	37.548	38.806	-36.452	74.000	-1.257	PK
2		7311.000	42.070	38.690	-31.930	74.000	3.380	PK
3	*	9748.000	42.133	36.649	-31.867	74.000	5.484	PK

Engineer: Damon	
Site: AC5	Time: 2017/09/24 - 22:20
Limit: FCC_Part15.209_RE(3m)	Margin: 0
Probe: Horn_3117_00167055(1-18GHz)	Polarity: Horizontal
EUT: Xiaomi Router HD	Power: AC 120V/60Hz
Note: Mode 10:Transmit at channel 2452MHz by 11AC40 with Beamforming	



No	Mark	Frequency (MHz)	Measure Level (dBuV/m)	Reading Level (dBuV)	Over Limit (dB)	Limit (dBuV/m)	Factor (dB)	Type
1		4904.000	38.971	39.940	-35.029	74.000	-0.969	PK
2		7356.000	40.652	37.701	-33.348	74.000	2.952	PK
3	*	9808.000	41.485	35.596	-32.515	74.000	5.889	PK

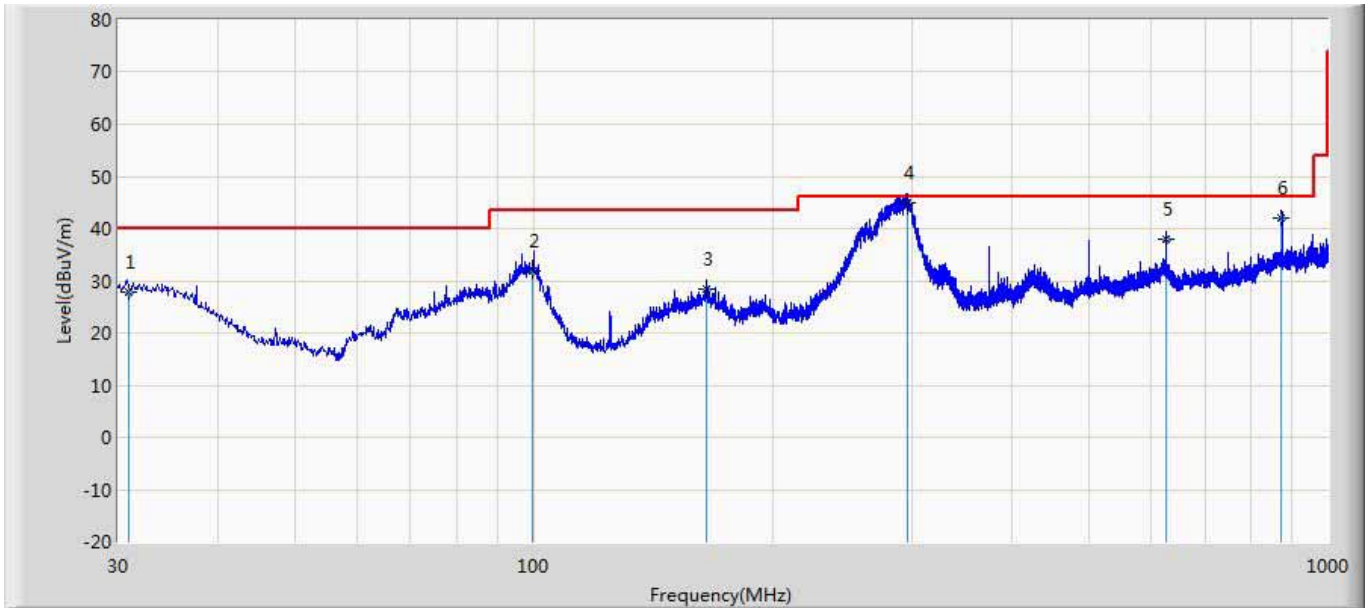
Engineer: Damon	
Site: AC5	Time: 2017/09/24 - 22:20
Limit: FCC_Part15.209_RE(3m)	Margin: 0
Probe: Horn_3117_00167055(1-18GHz)	Polarity: Vertical
EUT: Xiaomi Router HD	Power: AC 120V/60Hz
Note: Mode 10:Transmit at channel 2452MHz by 11AC40 with Beamforming	



No	Mark	Frequency (MHz)	Measure Level (dBuV/m)	Reading Level (dBuV)	Over Limit (dB)	Limit (dBuV/m)	Factor (dB)	Type
1		4904.000	39.758	40.727	-34.242	74.000	-0.969	PK
2		7356.000	42.206	39.255	-31.794	74.000	2.952	PK
3	*	9808.000	43.818	37.929	-30.182	74.000	5.889	PK

The worst case of Radiated Emission below 1GHz:

Engineer: Noro	
Site: AC2	Time: 2017/08/05
Limit: FCC_Part15.209_RE(3m)_ClassB	Margin: 0
Probe: AC2_3M(30-1000M)	Polarity: Horizontal
EUT:Xiaomi Router HD	Power: AC 120V/60Hz
Note: Mode 1: Transmit at channel 2412MHz by 802.11B	

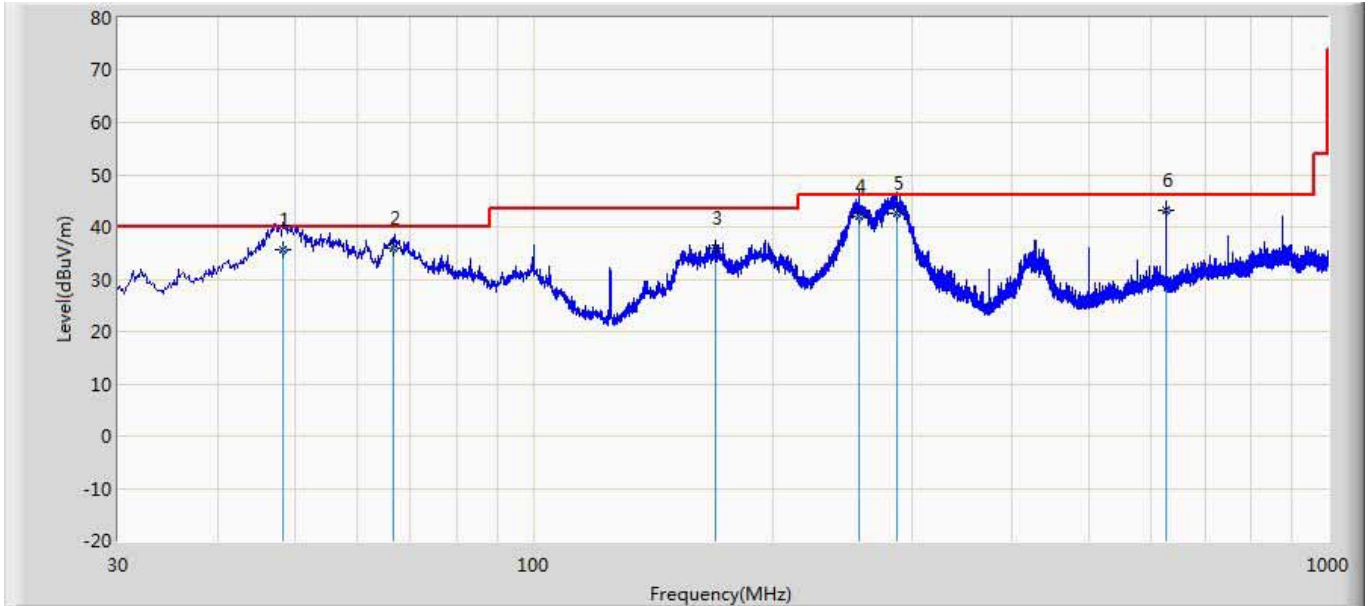


No	Mark	Frequency (MHz)	Measure Level (dBuV/m)	Reading Level (dBuV)	Over Limit (dB)	Limit (dBuV/m)	Probe (dB/m)	Cable (dB)	Amp (dB)	Ant Pos (cm)	Table Pos (deg)	Type
1		30.894	27.856	0.300	-12.144	40.000	20.927	6.629	0.000	152	360	QP
2		99.761	31.779	14.600	-11.721	43.500	10.312	6.867	0.000	100	331	QP
3		165.217	28.291	10.700	-15.209	43.500	10.328	7.263	0.000	200	114	QP
4	*	295.231	44.859	24.300	-1.141	46.000	12.943	7.615	0.000	100	20	QP
5		625.154	37.890	7.200	-8.110	46.000	22.121	8.570	0.000	200	274	QP
6		874.862	41.890	9.400	-4.110	46.000	23.301	9.189	0.000	100	0	QP

Note:

1. " * ", means this data is the worst emission level.
2. Measurement Level = Reading Level + Factor(Probe+Cable-Amp).

Engineer: Noro	
Site: AC2	Time: 2017/08/05
Limit: FCC_Part15.209_RE(3m)_ClassB	Margin: 0
Probe: AC2_3M(30-1000M)	Polarity: Vertical
EUT:Xiaomi Router HD	Power: AC 120V/60Hz
Note: Mode 1: Transmit at channel 2412MHz by 802.11B	



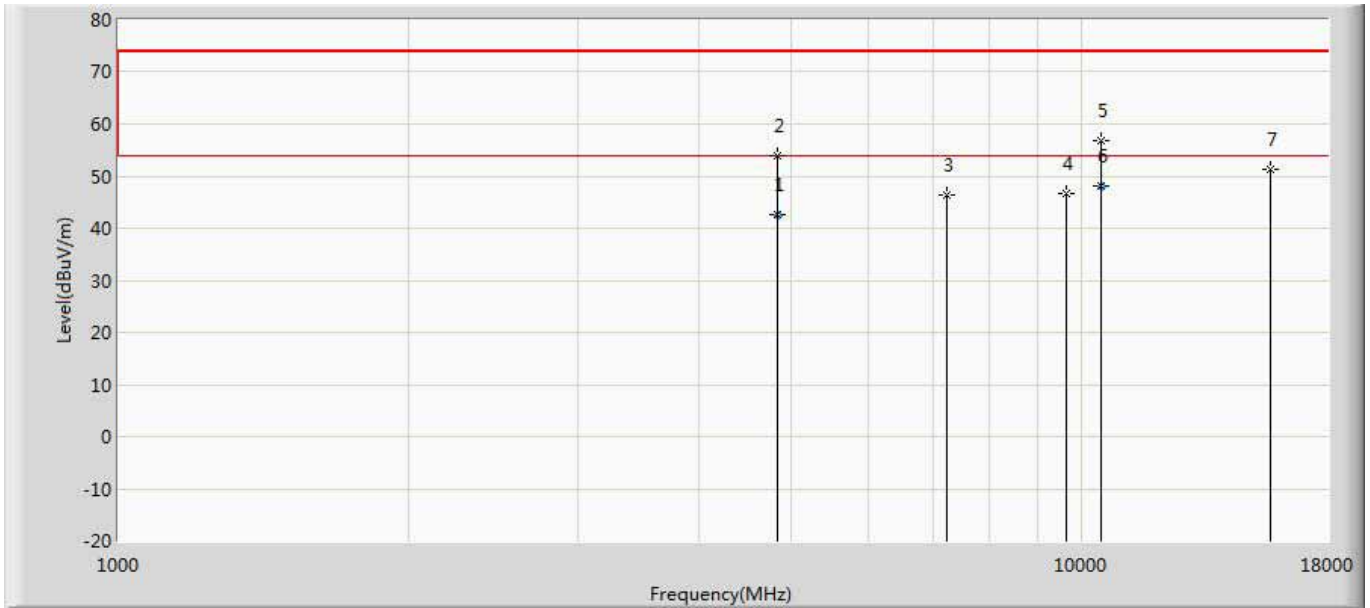
No	Mark	Frequency (MHz)	Measure Level (dBuV/m)	Reading Level (dBuV)	Over Limit (dB)	Limit (dBuV/m)	Probe (dB/m)	Cable (dB)	Amp (dB)	Ant Pos (cm)	Table Pos (deg)	Type
1		48.453	35.759	16.600	-4.241	40.000	12.593	6.566	0.000	100	132	QP
2		66.635	35.823	20.100	-4.177	40.000	9.030	6.693	0.000	100	224	QP
3		169.774	36.041	16.900	-7.459	43.500	11.867	7.274	0.000	100	357	QP
4		257.356	42.038	18.100	-3.962	46.000	16.361	7.577	0.000	184	360	QP
5		286.714	42.504	17.400	-3.496	46.000	17.497	7.607	0.000	200	340	QP
6	*	625.135	43.265	15.400	-2.735	46.000	19.295	8.570	0.000	200	340	QP

Note:

1. " * ", means this data is the worst emission level.
2. Measurement Level = Reading Level + Factor(Probe+Cable-Amp).

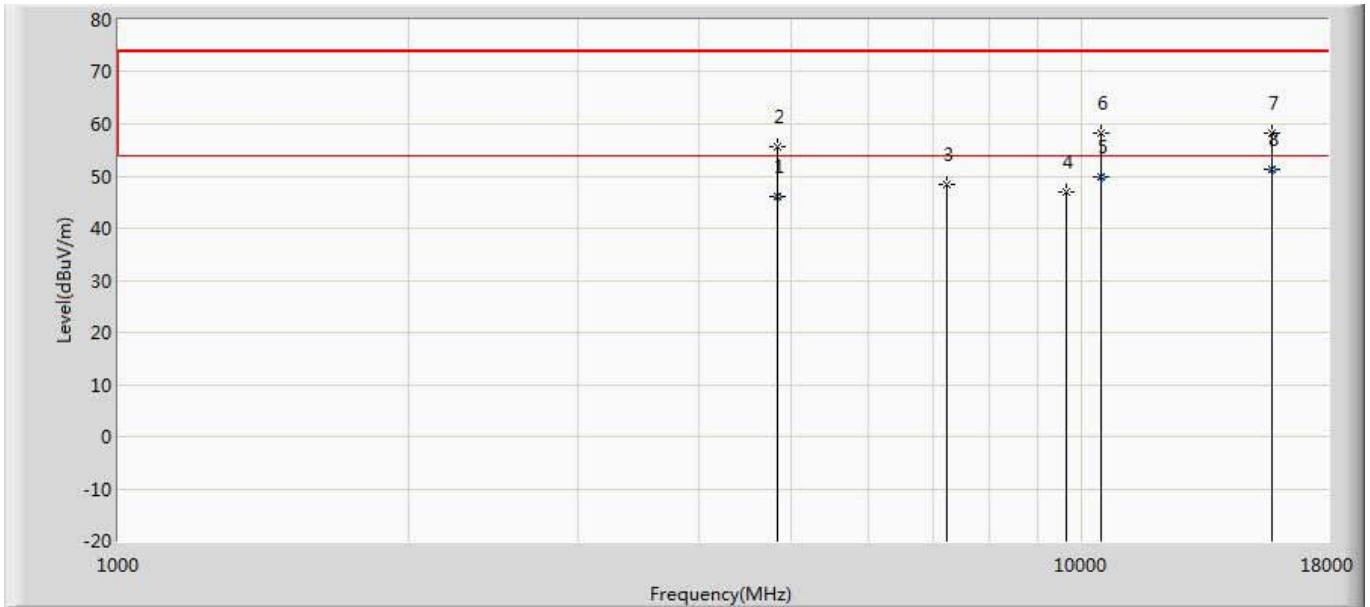
The worst case of Simultaneous transmission:

Engineer: Damon	
Site: AC5	Time: 2017/11/09 - 09:31
Limit: FCC_Part15.209_RE(3m)	Margin: 0
Probe: Horn_3117_00167055(1-18GHz)	Polarity: Horizontal
EUT: Xiaomi Router HD	Power: AC 120V/60Hz
Note: Transmit at 2412MHz by 11b & Transmit at 5240MHz by 11ac	



No	Mark	Frequency (MHz)	Measure Level (dBuV/m)	Reading Level (dBuV)	Over Limit (dB)	Limit (dBuV/m)	Factor (dB)	Type
1	*	4824.587	42.664	55.674	-11.336	54.000	-13.010	AV
2		4825.012	54.015	67.025	-19.985	74.000	-13.010	PK
3		7236.000	46.301	54.011	-27.699	74.000	-7.710	PK
4		9648.000	46.525	48.115	-27.475	74.000	-1.590	PK
5		10479.620	56.719	49.002	-17.281	74.000	7.718	PK
6	*	10479.810	48.227	40.505	-5.773	54.000	7.722	AV
7		15718.125	51.372	35.571	-22.628	74.000	15.801	PK

Engineer: Damon	
Site: AC5	Time: 2017/11/09 - 09:35
Limit: FCC_Part15.209_RE(3m)	Margin: 0
Probe: Horn_3117_00167055(1-18GHz)	Polarity: Vertical
EUT: Xiaomi Router HD	Power: AC 120V/60Hz
Note: Transmit at 2412MHz by 11b & Transmit at 5240MHz by 11ac	



No	Mark	Frequency (MHz)	Measure Level (dBuV/m)	Reading Level (dBuV)	Over Limit (dB)	Limit (dBuV/m)	Factor (dB)	Type
1	*	4824.511	46.042	59.052	-7.958	54.000	-13.010	AV
2		4824.526	55.538	68.548	-18.462	74.000	-13.010	PK
3		7236.000	48.544	56.254	-25.456	74.000	-7.710	PK
4		9648.000	46.822	48.412	-27.178	74.000	-1.590	PK
5		10481.053	49.840	42.088	-4.160	54.000	7.751	AV
6		10482.370	58.162	50.379	-15.838	74.000	7.783	PK
7		15721.270	58.367	42.455	-15.633	74.000	15.912	PK
8	*	15721.300	51.449	35.536	-2.551	54.000	15.913	AV

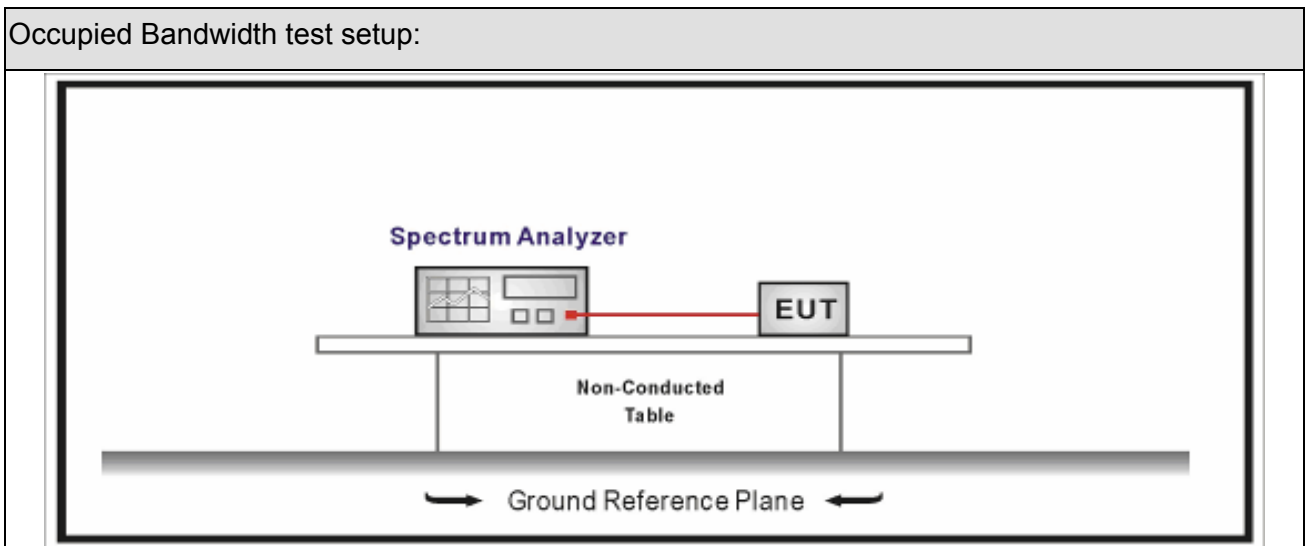
5. Emissions in non-restricted frequency bands

5.1. Test Equipment

Occupied Bandwidth / TR-8					
Instrument	Manufacturer	Type No.	Serial No.	Cal. Date	Cal. Due Date
Spectrum Analyzer	Agilent	N9010A	MY48030494	2017.02.04	2018.02.03
EXA Spectrum Analyzer	Keysight	N9010A	MY55370495	2017.04.09	2018.04.08
MXA Signal Analyzer	Keysight	N9020A	MY56060147	2017.04.09	2018.04.08
Temperature/Humidity Meter	zhichen	ZC1-2	TR8-TH	2017.04.10	2018.04.09

Note: All equipments are calibrated with traceable calibrations. Each calibration is traceable to the national or international standards.

5.2. Test Setup




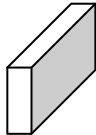
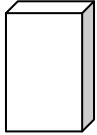

5.3. Limit

Un-Restricted Band Emissions Limit	
RF Output power (Detection methods)	Limit(dB)
RF Output power(Average detector)	30c(Note1)
RF Output power(PK detector)	20c(Note2)
<p>Note 1: If maximum conducted (average) output power was used to demonstrate compliance as described in 9.2, then the peak power in any 100 kHz bandwidth outside of the authorized frequency band shall be attenuated by at least 30 dB relative to the maximum in-band peak PSD level in 100 kHz (i.e., 30 dBc).</p> <p>Note 2: If the maximum peak conducted output power procedure was used, then the peak output power measured in any 100 kHz bandwidth outside of the authorized frequency band shall be attenuated by at least 20 dB relative to the maximum in-band peak PSD level in 100 kHz (i.e., 20 dBc).</p>	

5.4. Test Procedure

Test Method			
	References Rule	Chapter	Description
<input checked="" type="checkbox"/>	ANSI C63.10	11.11	Emissions in non-restricted frequency bands
	<input checked="" type="checkbox"/> ANSI C63.10	11.11.2	Reference level measurement
	<input checked="" type="checkbox"/> ANSI C63.10	11.11.3	Emission level measurement
<input type="checkbox"/>	ANSI C63.10	11.12	Emissions in restricted frequency bands
	<input type="checkbox"/> ANSI C63.10	11.12.1	Radiated emission measurements
	<input type="checkbox"/> ANSI C63.10	11.12.2.7	Radiated spurious emission test
<input type="checkbox"/>	ANSI C63.10	6.4	Radiated emissions from unlicensed wireless devices below 30 MHz
<input type="checkbox"/>	ANSI C63.10	6.5	Radiated emissions from unlicensed wireless devices in the frequency range of 30 MHz to 1000 MHz
<input checked="" type="checkbox"/>	ANSI C63.10	6.6	Radiated emissions from unlicensed wireless devices above 1 GHz
	<input checked="" type="checkbox"/> ANSI C63.10	11.12.2	Antenna-port conducted measurements
	<input type="checkbox"/> ANSI C63.10	11.12.2.3	Quasi-peak measurement procedure
	<input checked="" type="checkbox"/> ANSI C63.10	11.12.2.4	Peak power measurement procedure
	<input type="checkbox"/> ANSI C63.10	11.12.2.5	Average power measurement procedures
	<input type="checkbox"/> ANSI C63.10	11.12.2.5.1	Trace averaging with continuous EUT transmission at full power
	<input type="checkbox"/> ANSI C63.10	11.12.2.5.2	Trace averaging across ON and OFF times of the EUT transmissions followed by duty cycle correction
	<input type="checkbox"/> ANSI C63.10	11.12.2.5.3	Reduced VBW averaging across ON and OFF times of the EUT transmissions with max hold

5.5. EUT test Axis definition

Item	Emissions in non-restricted frequency bands			
Device Category	<input checked="" type="checkbox"/>	Fixed position use		
	<input type="checkbox"/>	Mobile position use		
Test mode	Mode 1~10			
Test method	<input type="checkbox"/>	Radiated		
		X Axis	Y Axis	Z Axis
				
		Worst Axis <input type="checkbox"/>	Worst Axis <input type="checkbox"/>	Worst Axis <input type="checkbox"/>
	<input checked="" type="checkbox"/>	Conducted		
	<input checked="" type="checkbox"/>	Chain 1	Chain 2	Chain 3
				

5.6. Test Result

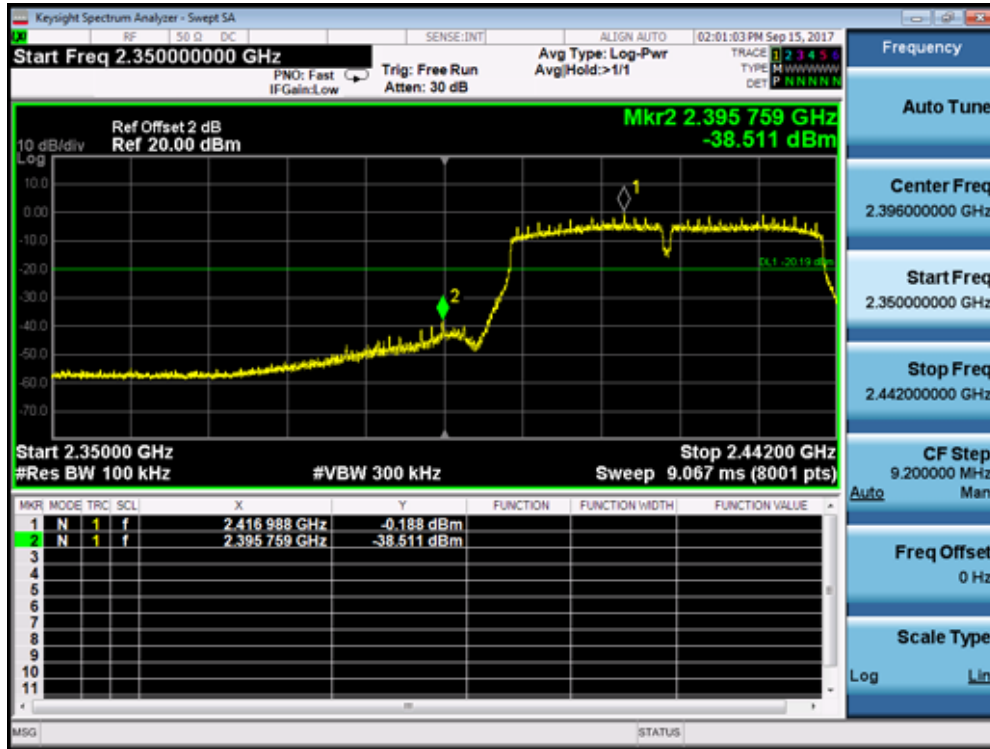
Product Name	: Xiaomi Router HD	Power	: AC 120V/60Hz
Test Mode	: Mode1~10	Test Site	: TR8
Test Date	: 2017.08.01	Test Engineer	: Adam

Mode	Channel	Test Frequency (MHz)	In-Band PSD[a] (dBm/100kHz)	Frequency (MHz)	Out-Band PSD[b] (dBm/100kHz)	[a]-[b] (dB)	Limit (dB)	Result
1	01	2412	10.507	2400	-39.358	49.865	>20	Pass
1	11	2462	9.374	2500	-54.827	64.201	>20	Pass
2	01	2412	3.928	2400	-37.038	40.966	>20	Pass
2	11	2462	3.241	2500	-56.889	60.130	>20	Pass
3	01	2412	3.041	2400	-38.949	41.990	>20	Pass
3	11	2462	1.916	2500	-56.579	58.495	>20	Pass
4	03	2422	-0.188	2400	-38.511	38.323	>20	Pass
4	09	2452	-2.501	2500	-56.349	53.848	>20	Pass
5	01	2412	2.815	2400	-39.490	42.305	>20	Pass
5	11	2462	1.790	2500	-56.833	58.623	>20	Pass
6	03	2422	-0.325	2400	-39.253	38.928	>20	Pass
6	09	2452	-3.148	2500	-57.157	54.009	>20	Pass
7	01	2412	3.041	2400	-38.949	41.990	>20	Pass
7	11	2462	1.916	2500	-56.579	58.495	>20	Pass
8	03	2422	-0.188	2400	-38.511	38.323	>20	Pass
8	09	2452	-2.501	2500	-56.349	53.848	>20	Pass
9	01	2412	2.815	2400	-39.490	42.305	>20	Pass
9	11	2462	1.790	2500	-56.833	58.623	>20	Pass
10	03	2422	-0.325	2400	-39.253	38.928	>20	Pass

10	09	2452	-3.148	2500	-57.157	54.009	>20	Pass
----	----	------	--------	------	---------	--------	-----	------

- Note 1: The worst case of Emissions in non-restricted frequency bands as below:
- 2: As the radiated emission was performed, so conducted emission was only tested for the nearest emission of fundamental frequency.
 - 3: In-Band PSD[a] data is tested by Mid channel.
 - 4, We have evaluated each antenna, shown in the report is antenna 1 data.

Mode 4 CH03(2422MHz)

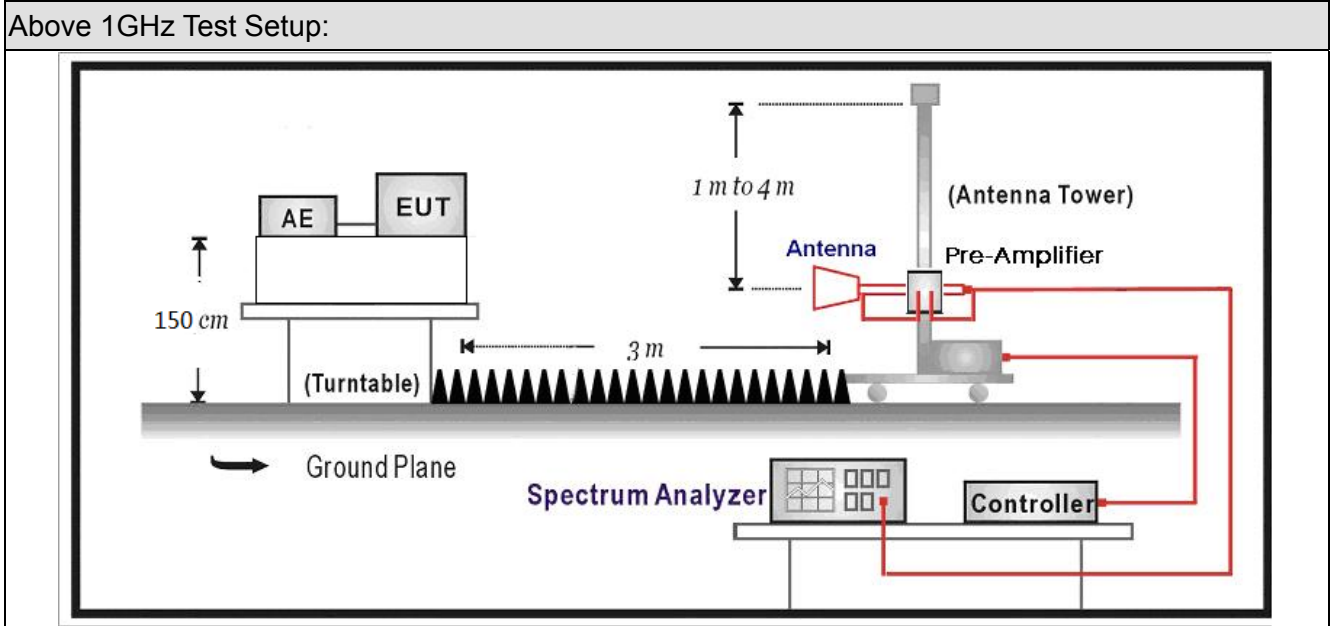


6. Radiated Emission Band Edge

6.1. Test Equipment

Radiated Emission Band Edge(Above 1GHz) / AC-5					
Instrument	Manufacturer	Type No.	Serial No.	Cal. Date	Cal. Due Date
EMI Receiver	Agilent	N9038A	MY51210196	2017.07.16	2018.07.15
Pre-Amplifier	Miteq	NSP1800-25	1364185	2017.05.03	2018.05.02
DRG Horn Antenna	ETS-Lindgren	3117	00167055	2017.07.12	2018.07.11
Broad-Band Horn Antenna	Schwarzbeck	BBHA9170	294	2017.09.18	2018.09.17
Coaxial Cable	Huber+Suhner	SUCOFLEX 106	AC5-C1	2017.02.28	2018.02.27
Coaxial Cable	Huber+Suhner	SUCOFLEX 106	AC5-C2	2017.02.28	2018.02.27
Temperature/Humidity Meter	Zhichen	ZC1-2	AC5-TH	2017.01.05	2018.01.04
Note: All equipments are calibrated with traceable calibrations. Each calibration is traceable to the national or international standards.					

6.2. Test Setup



6.3. Limit


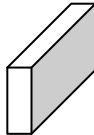


Band edge Limit				
Frequency bands (MHz)	Detector	Limit (dB μ V/m)	RBW (MHz)	Distance (m)
2310-2390	PK	74	1	3
2483.5-2500	AV	54	1	3

Note: The field strength of emissions appearing within these frequency bands shall not exceed the limits.

6.4. Test Procedure

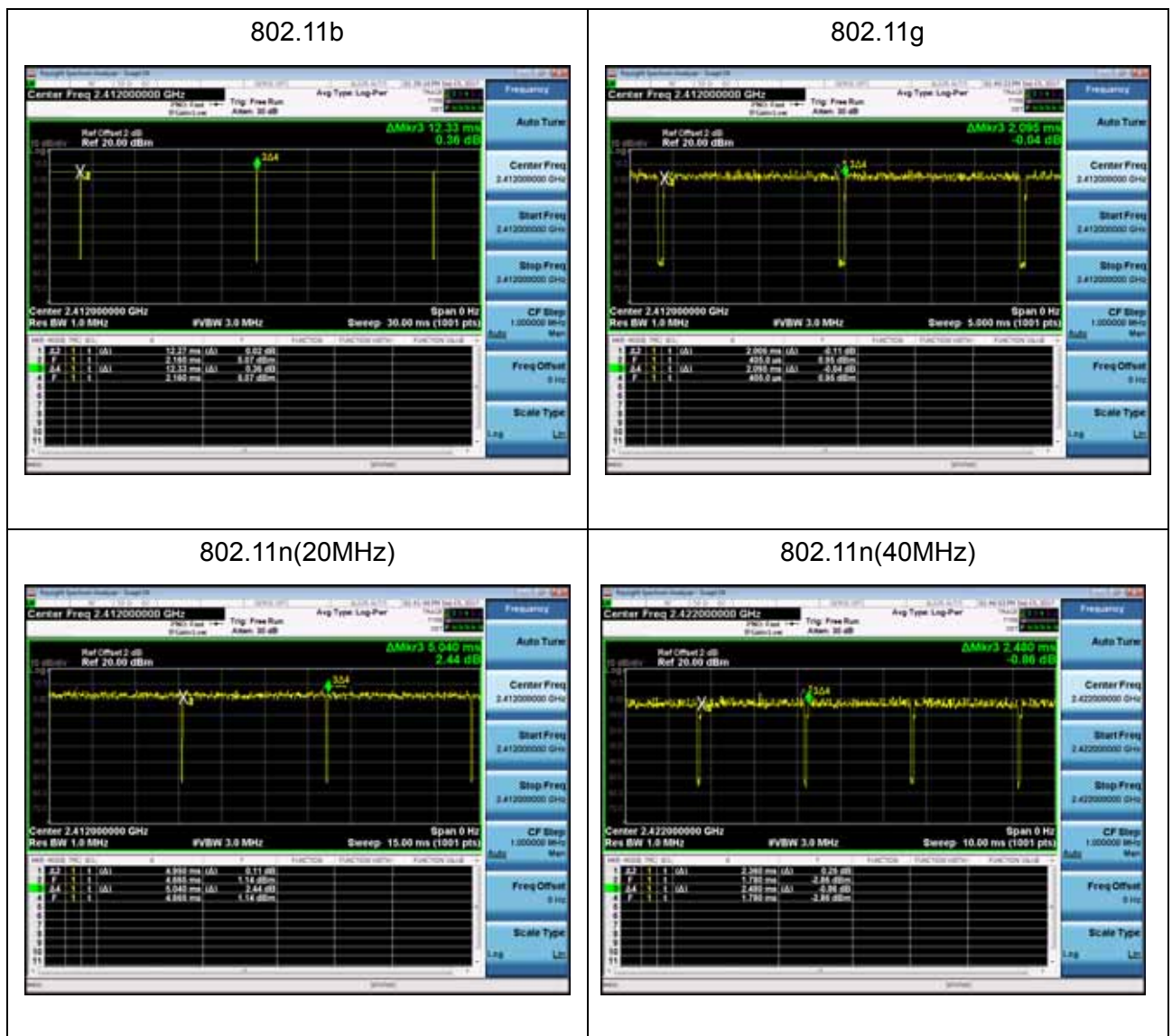
Test Method				
	References	Rule	Chapter	Description
<input checked="" type="checkbox"/>		ANSI C63.10	6.10	Band-edge testing
	<input checked="" type="checkbox"/>	ANSI C63.10	6.10.5	Restricted-band band-edge measurements
	<input type="checkbox"/>	ANSI C63.10	6.10.6	Marker-delta method
<input checked="" type="checkbox"/>		ANSI C63.10	11.12	Emissions in restricted frequency bands
	<input checked="" type="checkbox"/>	ANSI C63.10	11.12.1	Radiated emission measurements
	<input checked="" type="checkbox"/>	ANSI C63.10	11.12.2.7	Radiated spurious emission test
<input type="checkbox"/>		ANSI C63.10	6.4	Radiated emissions from unlicensed wireless devices below 30 MHz
<input type="checkbox"/>		ANSI C63.10	6.5	Radiated emissions from unlicensed wireless devices in the frequency range of 30 MHz to 1000 MHz
<input checked="" type="checkbox"/>		ANSI C63.10	6.6	Radiated emissions from unlicensed wireless devices above 1 GHz
	<input type="checkbox"/>	ANSI C63.10	11.12.2.3	Quasi-peak measurement procedure
	<input checked="" type="checkbox"/>	ANSI C63.10	11.12.2.4	Peak power measurement procedure
	<input checked="" type="checkbox"/>	ANSI C63.10	11.12.2.5	Average power measurement procedures
	<input type="checkbox"/>	ANSI C63.10	11.12.2.5.1	Trace averaging with continuous EUT transmission at full power
	<input type="checkbox"/>	ANSI C63.10	11.12.2.5.2	Trace averaging across ON and OFF times of the EUT transmissions followed by duty cycle correction
	<input checked="" type="checkbox"/>	ANSI C63.10	11.12.2.5.3	Reduced VBW averaging across ON and OFF times of the EUT transmissions with max hold

6.5. EUT test definition

Item	Radiated Emission Band Edge			
Device Category	<input checked="" type="checkbox"/>	Fixed position use		
	<input type="checkbox"/>	Mobile position use		
Test mode	Mode 1~10			
Test method	<input checked="" type="checkbox"/>	Radiated		
		X Axis	Y Axis	Z Axis
				
		Worst Axis <input type="checkbox"/>	Worst Axis <input type="checkbox"/>	Worst Axis <input type="checkbox"/>
	<input type="checkbox"/>	Conducted		
	<input type="checkbox"/>	Chain 1	Chain 2	Chain 3
				

6.6. Duty Cycle

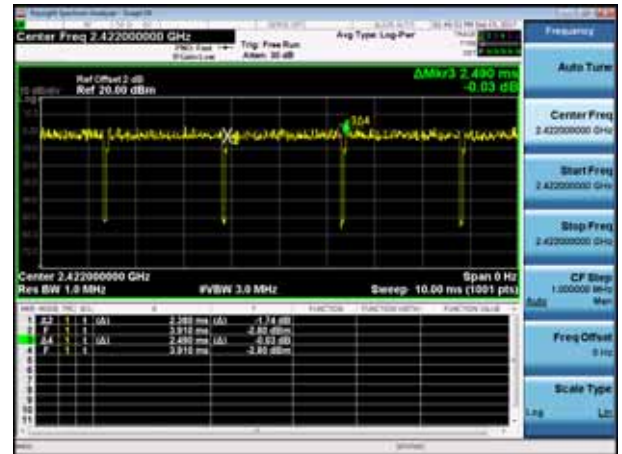
Test Mode	Tx On (ms)	Tx Off (ms)	VBW	Tx On + Tx Off (ms)	Duty Cycle
802.11b	12.27	0.060	82Hz	12.330	99.51%
802.11g	2.005	0.090	510Hz	2.095	95.70%
802.11n(20MHz)	4.950	0.090	220Hz	5.040	98.21%
802.11n(40MHz)	2.360	0.120	430Hz	2.480	95.16%
802.11ac(20MHz)	4.965	0.075	220Hz	5.040	98.51%
802.11ac(40MHz)	2.380	0.110	430Hz	2.490	95.58%



802.11ac(20MHz)

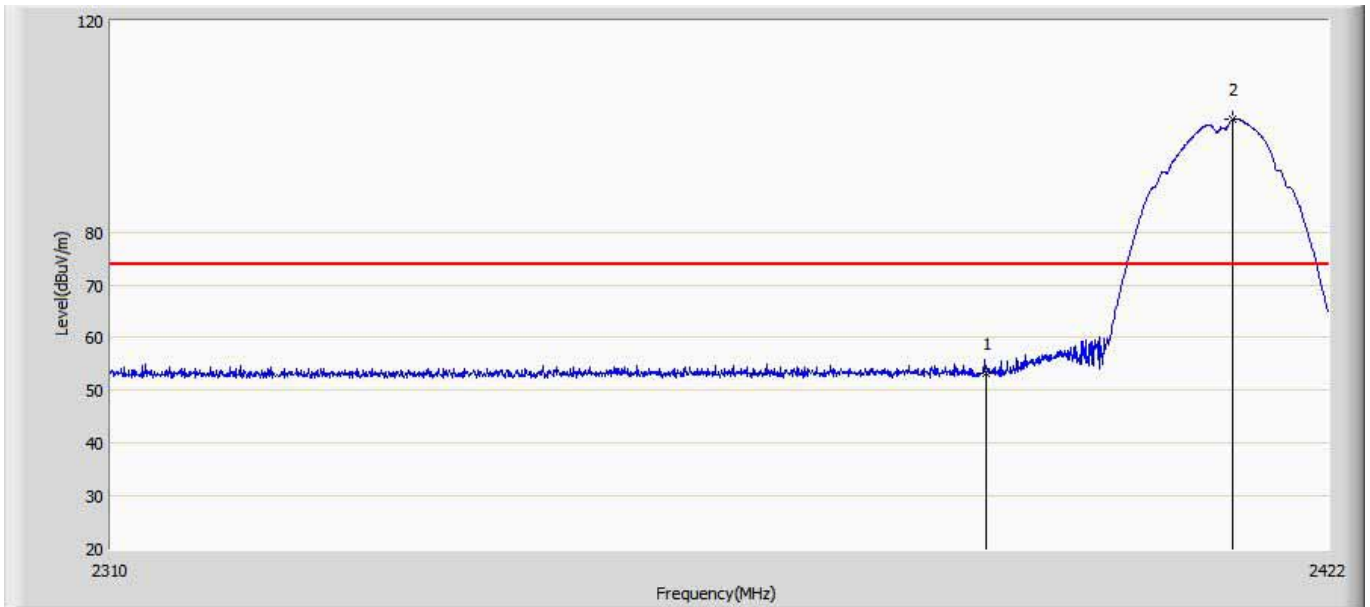


802.11ac(40MHz)



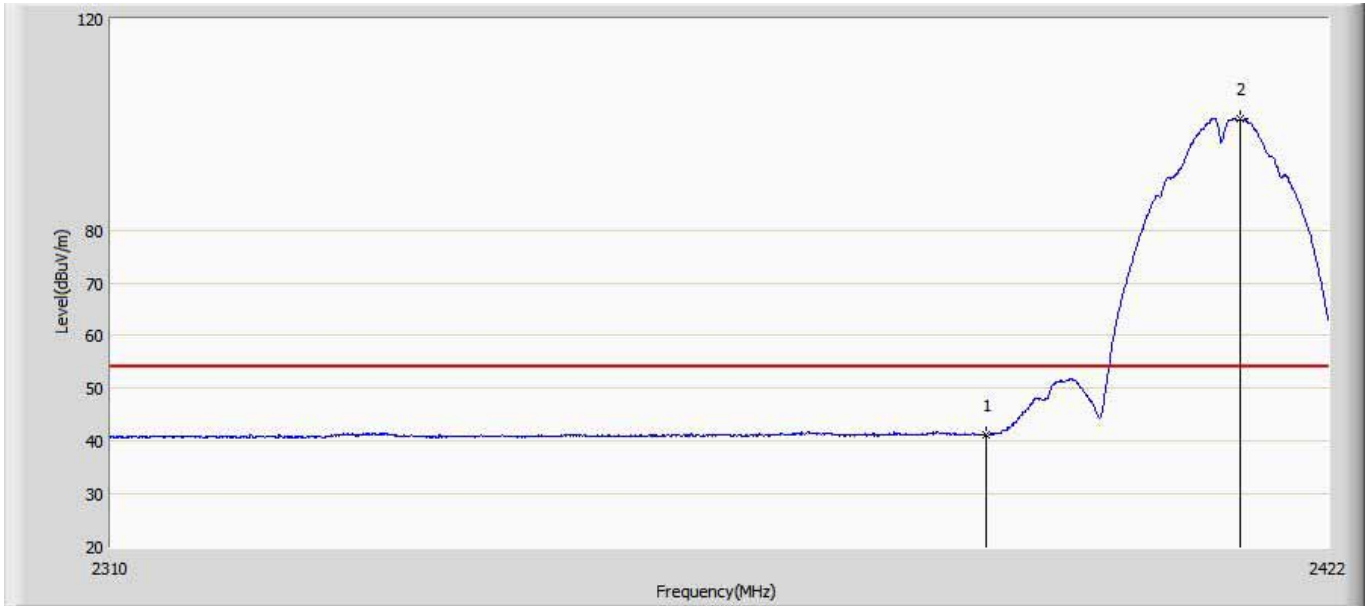
6.7. Test Result

Engineer: Damon	
Site: AC5	Time: 2017/07/20 - 14:09
Limit: FCC_Part15.209_RE(3m)	Margin: 0
Probe: Horn_3117_00167055(1-18GHz)	Polarity: Horizontal
EUT:Xiaomi Router HD	Power: AC 120V/60Hz
Note: Mode 1:Transmit at channel 2412MHz by 11B	



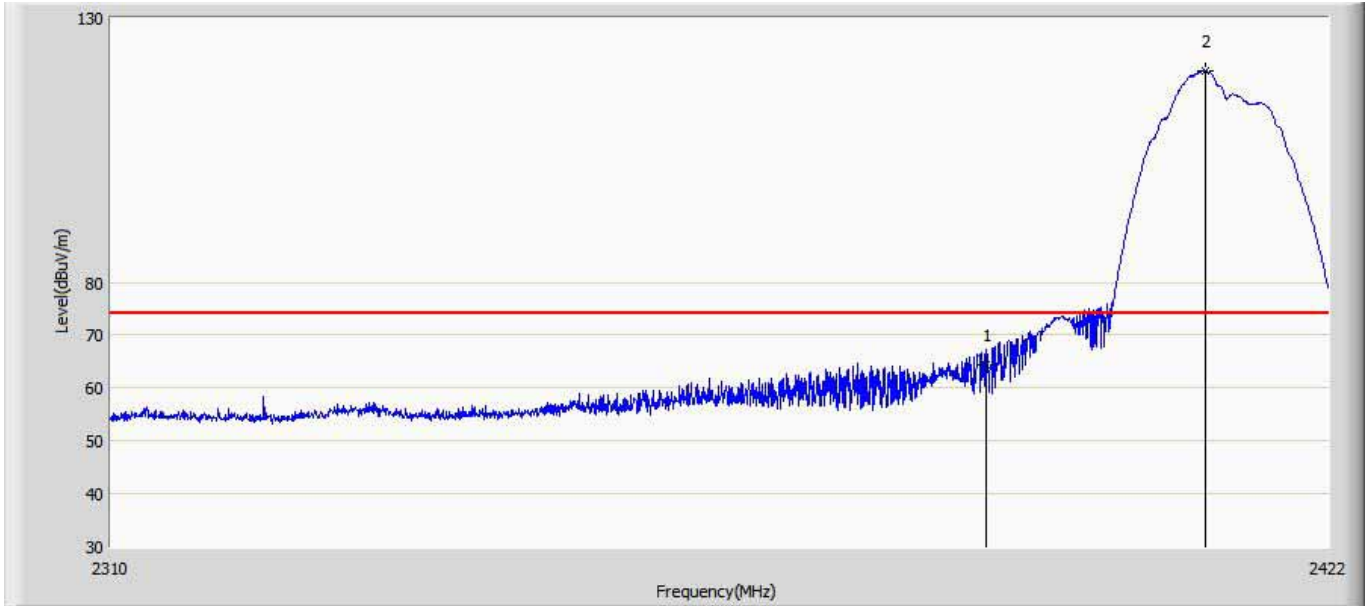
No	Mark	Frequency (MHz)	Measure Level (dBuV/m)	Reading Level (dBuV)	Over Limit (dB)	Limit (dBuV/m)	Factor (dB)	Type
1		2390.000	53.114	24.066	-20.886	74.000	29.048	PK
2	*	2413.040	101.251	72.376	27.251	74.000	28.875	PK

Engineer: Damon	
Site: AC5	Time: 2017/07/20 - 14:28
Limit: FCC_Part15.209_RE(3m)	Margin: 0
Probe: Horn_3117_00167055(1-18GHz)	Polarity: Horizontal
EUT:Xiaomi Router HD	Power: AC 120V/60Hz
Note: Mode 1:Transmit at channel 2412MHz by 11B	



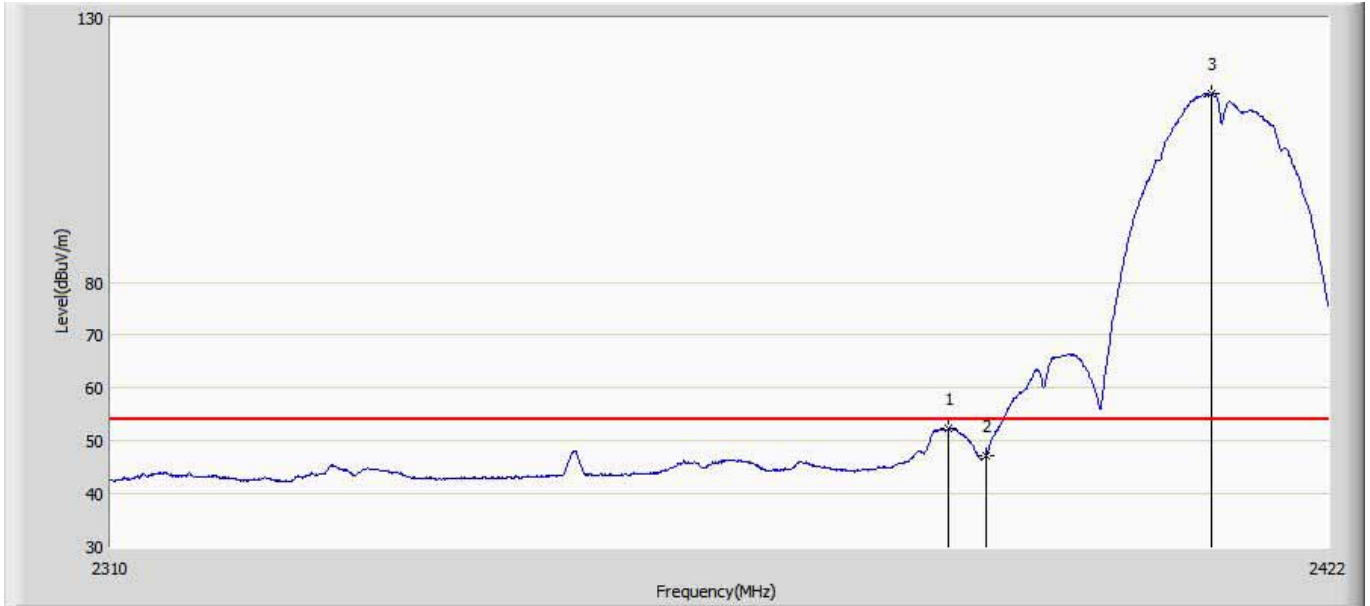
No	Mark	Frequency (MHz)	Measure Level (dBuV/m)	Reading Level (dBuV)	Over Limit (dB)	Limit (dBuV/m)	Factor (dB)	Type
1		2390.000	41.249	12.201	-12.751	54.000	29.048	AV
2	*	2413.712	100.974	72.096	46.974	54.000	28.878	AV

Engineer: Damon	
Site: AC5	Time: 2017/07/20 - 14:31
Limit: FCC_Part15.209_RE(3m)	Margin: 0
Probe: Horn_3117_00167055(1-18GHz)	Polarity: Vertical
EUT:Xiaomi Router HD	Power: AC 120V/60Hz
Note: Mode 1:Transmit at channel 2412MHz by 11B	



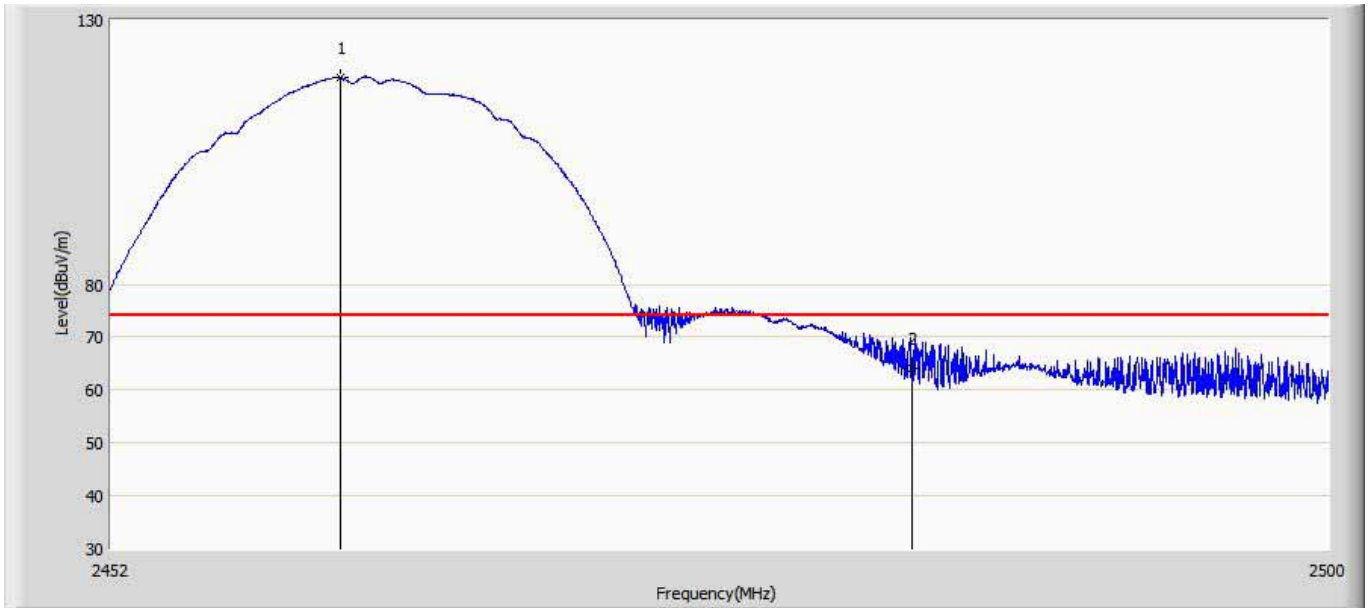
No	Mark	Frequency (MHz)	Measure Level (dBuV/m)	Reading Level (dBuV)	Over Limit (dB)	Limit (dBuV/m)	Factor (dB)	Type
1		2390.000	64.429	35.381	-9.571	74.000	29.048	PK
2	*	2410.464	119.958	91.089	45.958	74.000	28.869	PK

Engineer: Damon	
Site: AC5	Time: 2017/07/20 - 14:40
Limit: FCC_Part15.209_RE(3m)	Margin: 0
Probe: Horn_3117_00167055(1-18GHz)	Polarity: Vertical
EUT:Xiaomi Router HD	Power: AC 120V/60Hz
Note: Mode 1:Transmit at channel 2412MHz by 11B	



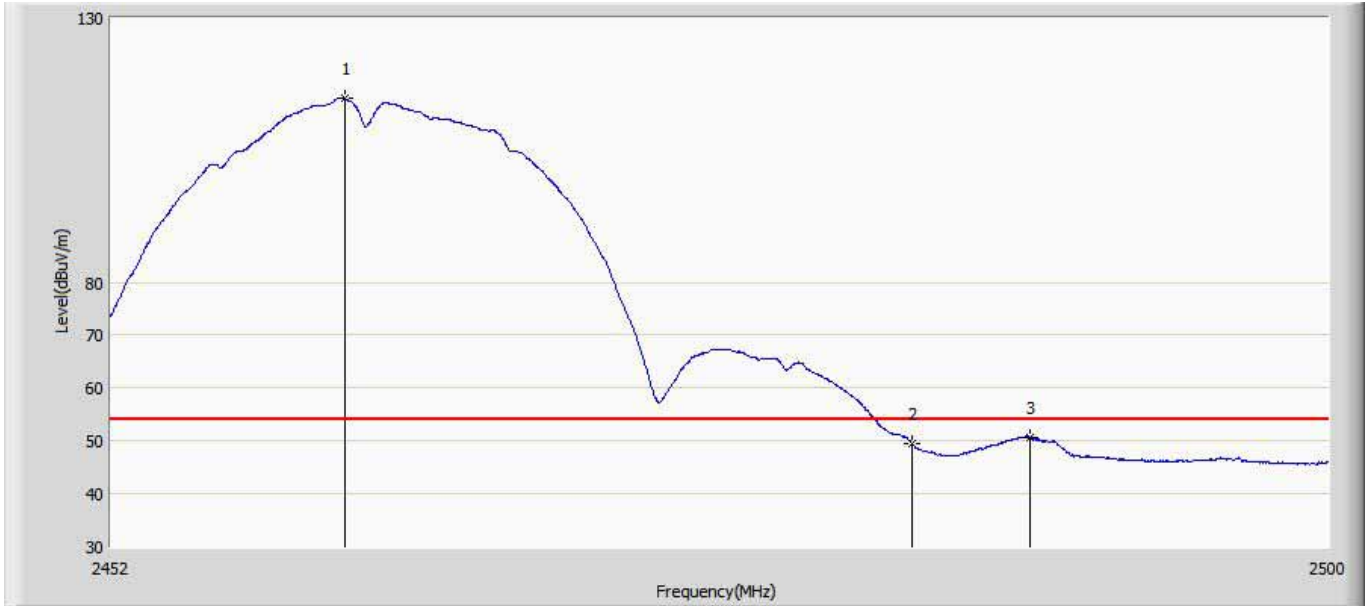
No	Mark	Frequency (MHz)	Measure Level (dBuV/m)	Reading Level (dBuV)	Over Limit (dB)	Limit (dBuV/m)	Factor (dB)	Type
1		2386.552	52.339	23.289	-1.661	54.000	29.050	AV
2		2390.000	47.305	18.257	-6.695	54.000	29.048	AV
3	*	2411.080	115.643	86.780	61.643	54.000	28.863	AV

Engineer: Damon	
Site: AC5	Time: 2017/07/20 - 14:46
Limit: FCC_Part15.209_RE(3m)	Margin: 0
Probe: Horn_3117_00167055(1-18GHz)	Polarity: Vertical
EUT:Xiaomi Router HD	Power: AC 120V/60Hz
Note: Mode 1:Transmit at channel 2462MHz by 11B	



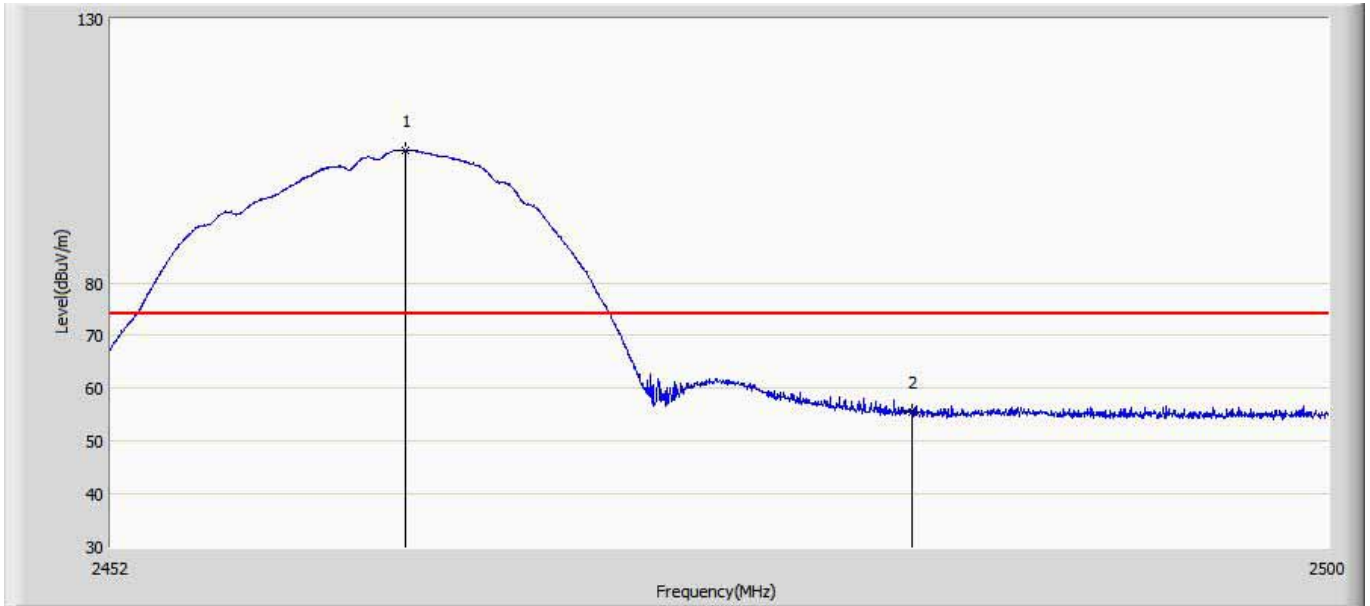
No	Mark	Frequency (MHz)	Measure Level (dBuV/m)	Reading Level (dBuV)	Over Limit (dB)	Limit (dBuV/m)	Factor (dB)	Type
1	*	2461.000	119.026	89.989	45.026	74.000	29.037	PK
2		2483.500	63.993	33.509	-10.007	74.000	30.484	PK

Engineer: Damon	
Site: AC5	Time: 2017/07/20 - 14:52
Limit: FCC_Part15.209_RE(3m)	Margin: 0
Probe: Horn_3117_00167055(1-18GHz)	Polarity: Vertical
EUT:Xiaomi Router HD	Power: AC 120V/60Hz
Note: Mode 1:Transmit at channel 2462MHz by 11B	



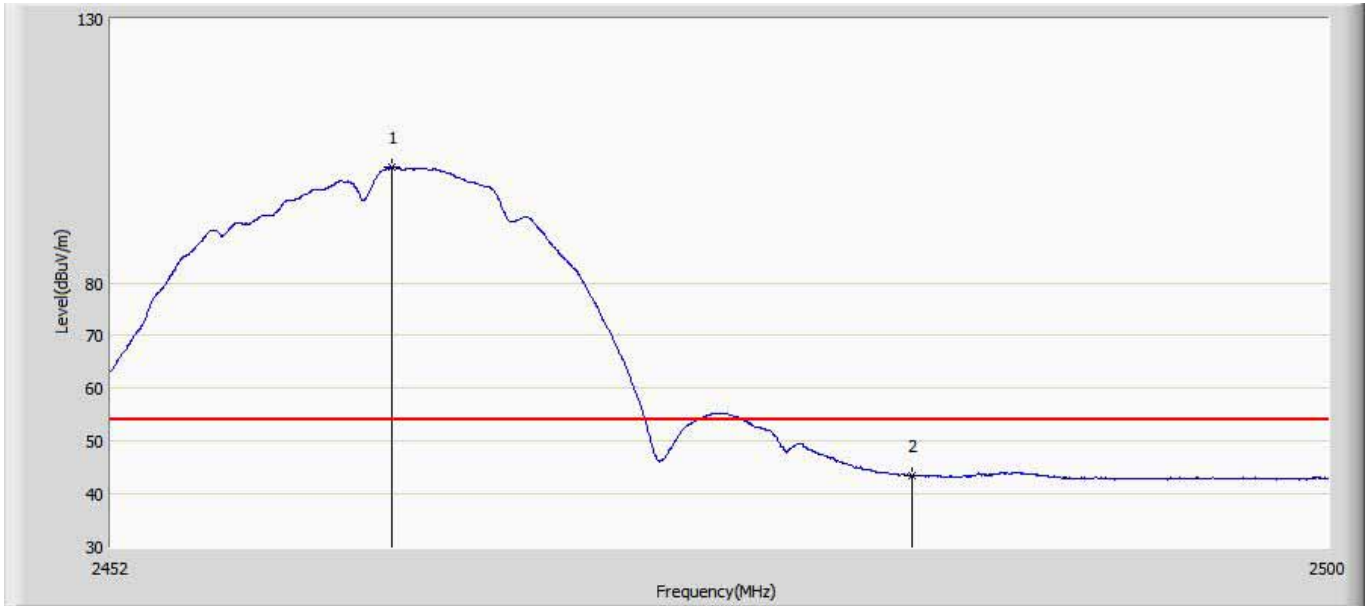
No	Mark	Frequency (MHz)	Measure Level (dBuV/m)	Reading Level (dBuV)	Over Limit (dB)	Limit (dBuV/m)	Factor (dB)	Type
1	*	2461.144	114.728	85.690	60.728	54.000	29.038	AV
2		2483.500	49.493	19.009	-4.507	54.000	30.484	AV
3		2488.168	50.666	20.224	-3.334	54.000	30.442	AV

Engineer: Damon	
Site: AC5	Time: 2017/07/20 - 14:55
Limit: FCC_Part15.209_RE(3m)	Margin: 0
Probe: Horn_3117_00167055(1-18GHz)	Polarity: Horizontal
EUT:Xiaomi Router HD	Power: AC 120V/60Hz
Note: Mode 1:Transmit at channel 2462MHz by 11B	



No	Mark	Frequency (MHz)	Measure Level (dBuV/m)	Reading Level (dBuV)	Over Limit (dB)	Limit (dBuV/m)	Factor (dB)	Type
1	*	2463.544	105.101	75.922	31.101	74.000	29.179	PK
2		2483.500	55.421	24.937	-18.579	74.000	30.484	PK

Engineer: Damon	
Site: AC5	Time: 2017/07/20 - 14:58
Limit: FCC_Part15.209_RE(3m)	Margin: 0
Probe: Horn_3117_00167055(1-18GHz)	Polarity: Horizontal
EUT:Xiaomi Router HD	Power: AC 120V/60Hz
Note: Mode 1:Transmit at channel 2462MHz by 11B	



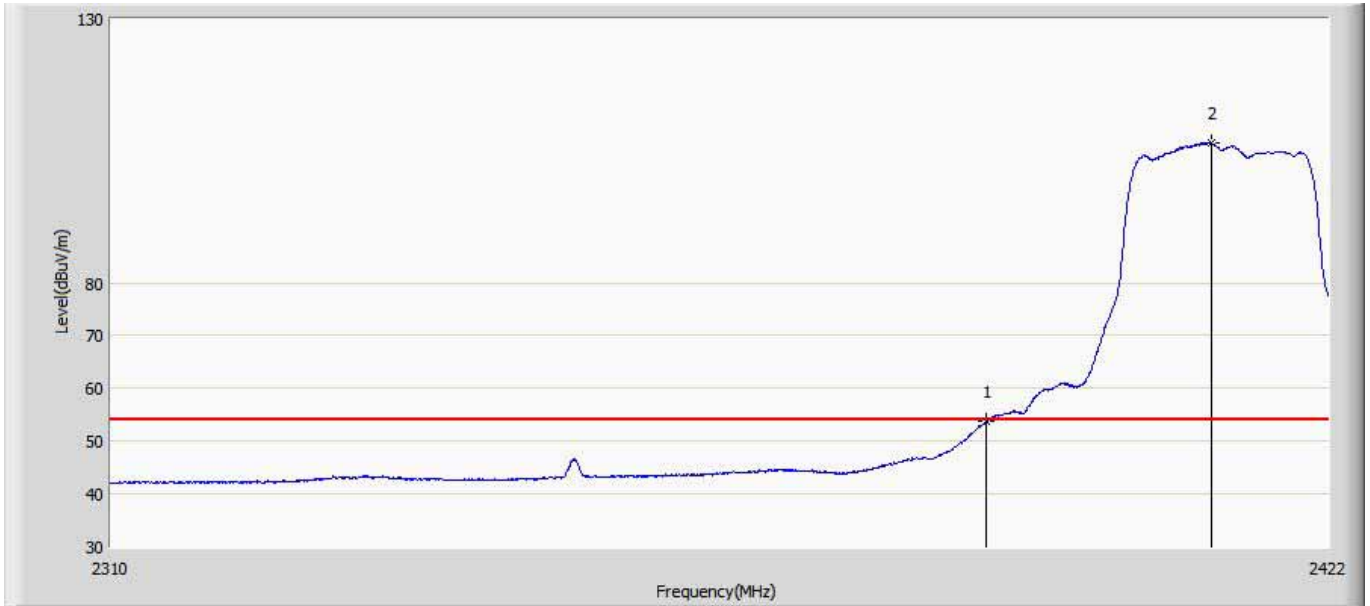
No	Mark	Frequency (MHz)	Measure Level (dBuV/m)	Reading Level (dBuV)	Over Limit (dB)	Limit (dBuV/m)	Factor (dB)	Type
1	*	2463.016	101.991	72.858	47.991	54.000	29.133	AV
2		2483.500	43.569	13.084	-10.431	54.000	30.484	AV

Engineer: Damon	
Site: AC5	Time: 2017/07/20 - 15:01
Limit: FCC_Part15.209_RE(3m)	Margin: 0
Probe: Horn_3117_00167055(1-18GHz)	Polarity: Vertical
EUT:Xiaomi Router HD	Power: AC 120V/60Hz
Note: Mode 2:Transmit at channel 2412MHz by 11G	



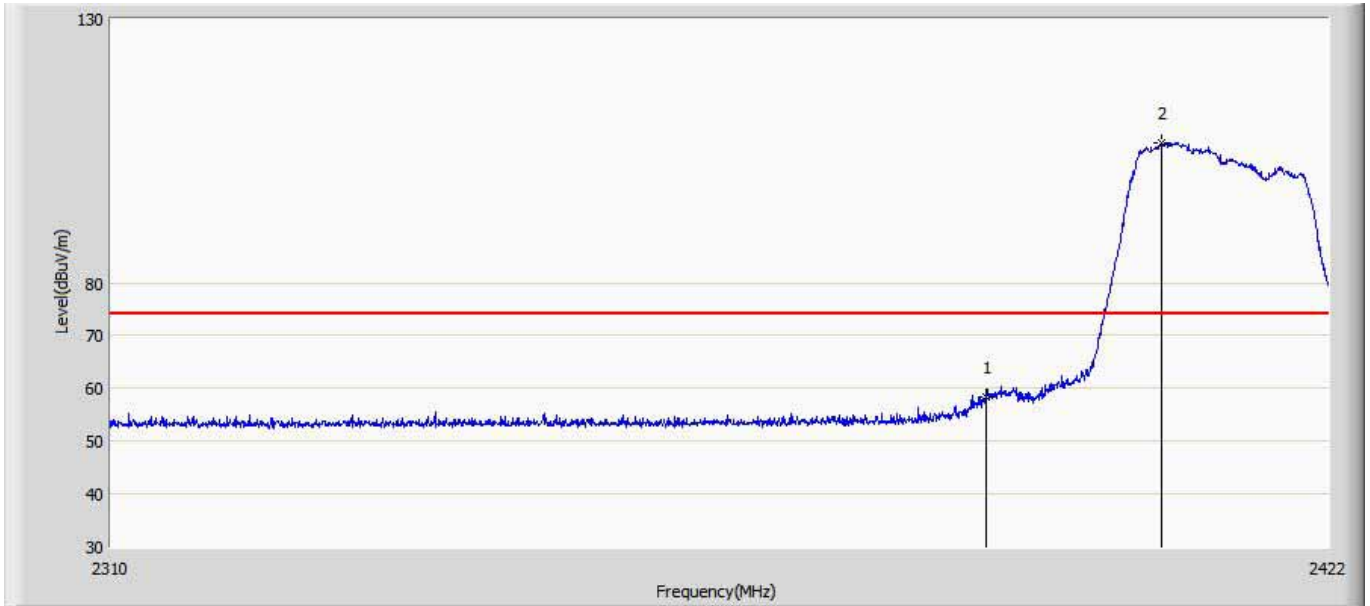
No	Mark	Frequency (MHz)	Measure Level (dBuV/m)	Reading Level (dBuV)	Over Limit (dB)	Limit (dBuV/m)	Factor (dB)	Type
1		2390.000	67.933	38.885	-6.067	74.000	29.048	PK
2	*	2409.456	116.280	87.400	42.280	74.000	28.880	PK

Engineer: Damon	
Site: AC5	Time: 2017/07/20 - 15:07
Limit: FCC_Part15.209_RE(3m)	Margin: 0
Probe: Horn_3117_00167055(1-18GHz)	Polarity: Vertical
EUT:Xiaomi Router HD	Power: AC 120V/60Hz
Note: Mode 2:Transmit at channel 2412MHz by 11G	



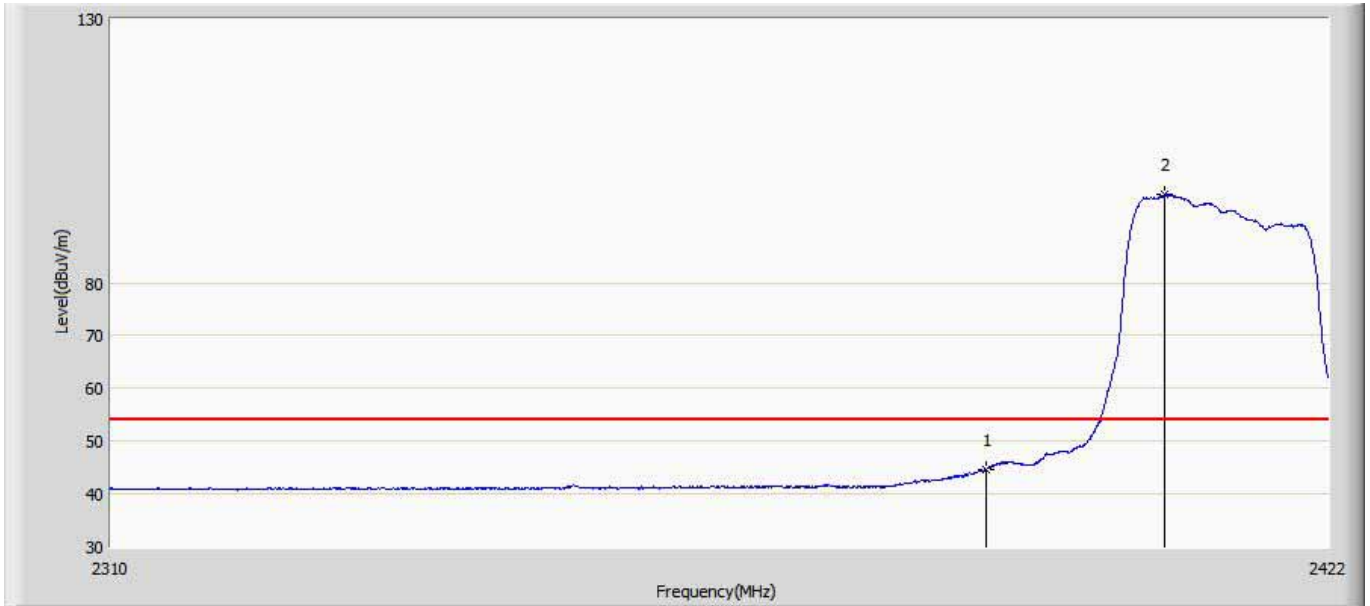
No	Mark	Frequency (MHz)	Measure Level (dBuV/m)	Reading Level (dBuV)	Over Limit (dB)	Limit (dBuV/m)	Factor (dB)	Type
1		2390.000	53.685	24.637	-0.315	54.000	29.048	AV
2	*	2411.024	106.540	77.677	52.540	54.000	28.863	AV

Engineer: Damon	
Site: AC5	Time: 2017/07/20 - 15:15
Limit: FCC_Part15.209_RE(3m)	Margin: 0
Probe: Horn_3117_00167055(1-18GHz)	Polarity: Horizontal
EUT:Xiaomi Router HD	Power: AC 120V/60Hz
Note: Mode 2:Transmit at channel 2412MHz by 11G	



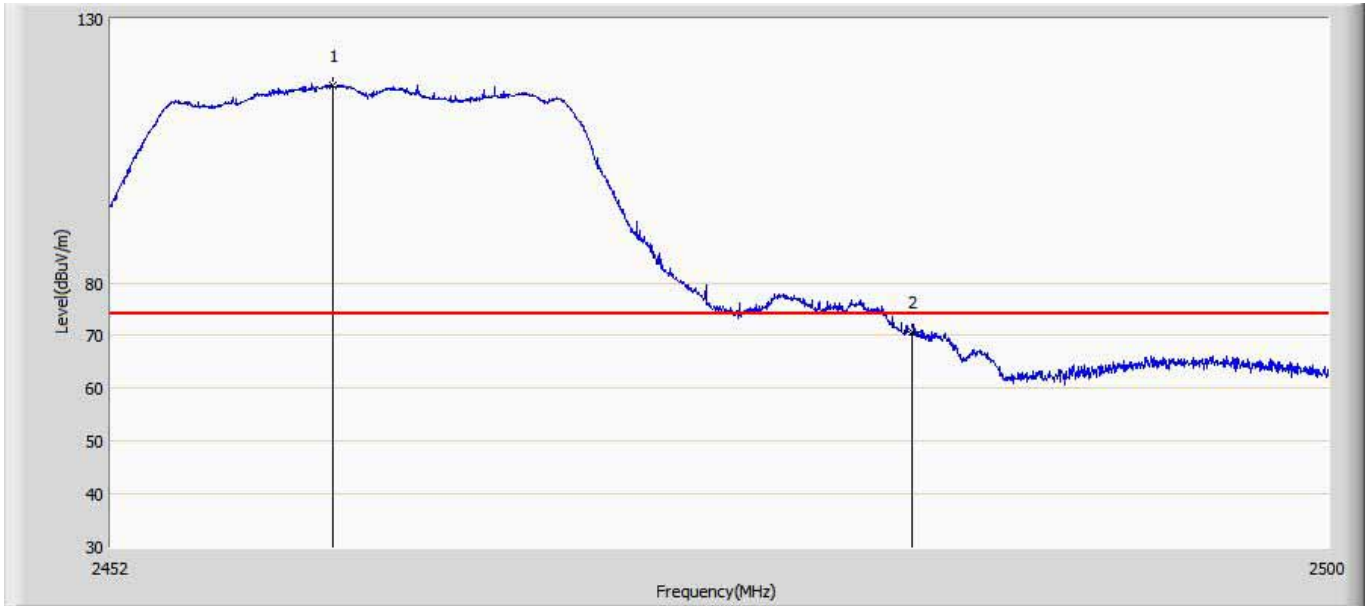
No	Mark	Frequency (MHz)	Measure Level (dBuV/m)	Reading Level (dBuV)	Over Limit (dB)	Limit (dBuV/m)	Factor (dB)	Type
1		2390.000	58.432	29.384	-15.568	74.000	29.048	PK
2	*	2406.376	106.393	77.480	32.393	74.000	28.913	PK

Engineer: Damon	
Site: AC5	Time: 2017/07/20 - 15:20
Limit: FCC_Part15.209_RE(3m)	Margin: 0
Probe: Horn_3117_00167055(1-18GHz)	Polarity: Horizontal
EUT:Xiaomi Router HD	Power: AC 120V/60Hz
Note: Mode 2:Transmit at channel 2412MHz by 11G	



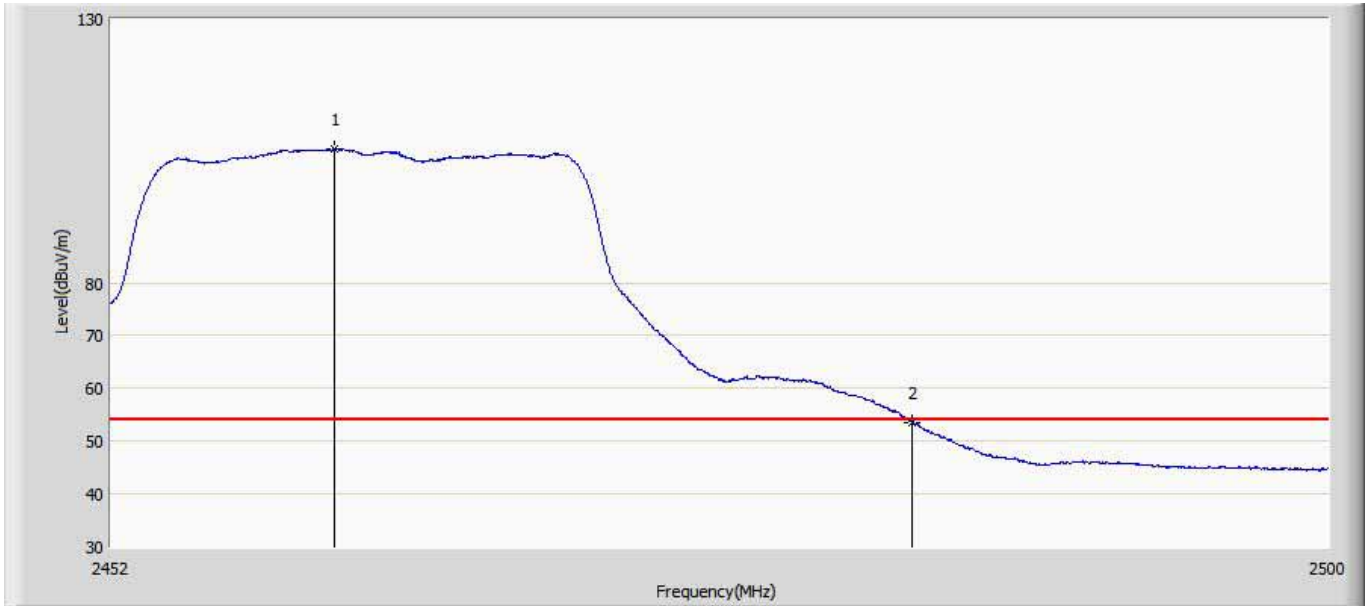
No	Mark	Frequency (MHz)	Measure Level (dBuV/m)	Reading Level (dBuV)	Over Limit (dB)	Limit (dBuV/m)	Factor (dB)	Type
1		2390.000	44.664	15.616	-9.336	54.000	29.048	AV
2	*	2406.712	96.628	67.719	42.628	54.000	28.909	AV

Engineer: Damon	
Site: AC5	Time: 2017/07/20 - 15:25
Limit: FCC_Part15.209_RE(3m)	Margin: 0
Probe: Horn_3117_00167055(1-18GHz)	Polarity: Vertical
EUT:Xiaomi Router HD	Power: AC 120V/60Hz
Note: Mode 2:Transmit at channel 2462MHz by 11G	



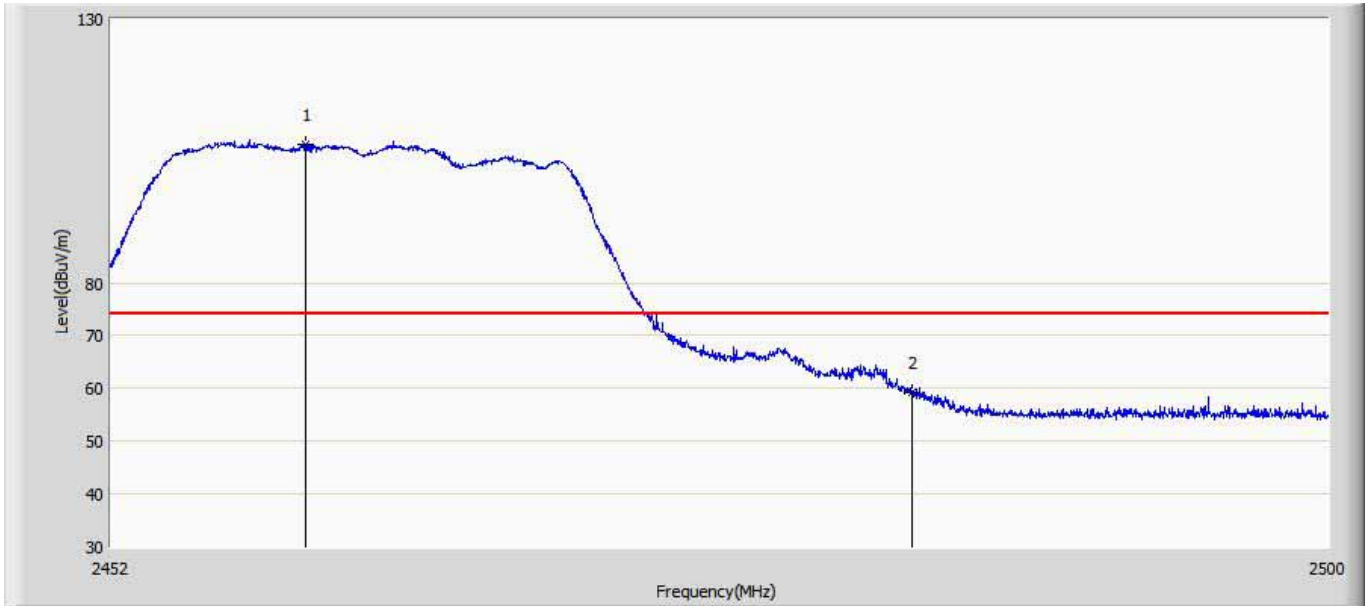
No	Mark	Frequency (MHz)	Measure Level (dBuV/m)	Reading Level (dBuV)	Over Limit (dB)	Limit (dBuV/m)	Factor (dB)	Type
1	*	2460.688	117.487	88.452	43.487	74.000	29.035	PK
2		2483.500	70.650	40.166	-3.350	74.000	30.484	PK

Engineer: Damon	
Site: AC5	Time: 2017/07/20 - 16:22
Limit: FCC_Part15.209_RE(3m)	Margin: 0
Probe: Horn_3117_00167055(1-18GHz)	Polarity: Vertical
EUT:Xiaomi Router HD	Power: AC 120V/60Hz
Note: Mode 2:Transmit at channel 2462MHz by 11G	



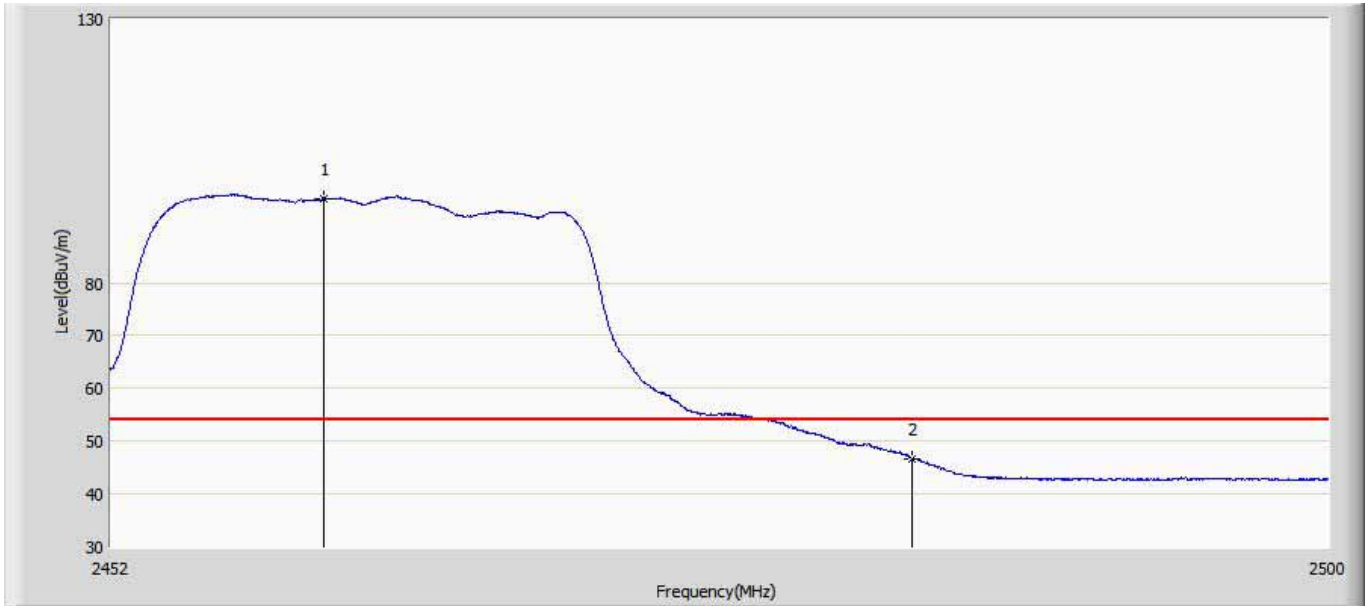
No	Mark	Frequency (MHz)	Measure Level (dBuV/m)	Reading Level (dBuV)	Over Limit (dB)	Limit (dBuV/m)	Factor (dB)	Type
1	*	2460.736	105.333	76.298	51.333	54.000	29.035	AV
2		2483.500	53.605	23.120	-0.395	54.000	30.484	AV

Engineer: Damon	
Site: AC5	Time: 2017/07/20 - 16:25
Limit: FCC_Part15.209_RE(3m)	Margin: 0
Probe: Horn_3117_00167055(1-18GHz)	Polarity: Horizontal
EUT:Xiaomi Router HD	Power: AC 120V/60Hz
Note: Mode 2:Transmit at channel 2462MHz by 11G	



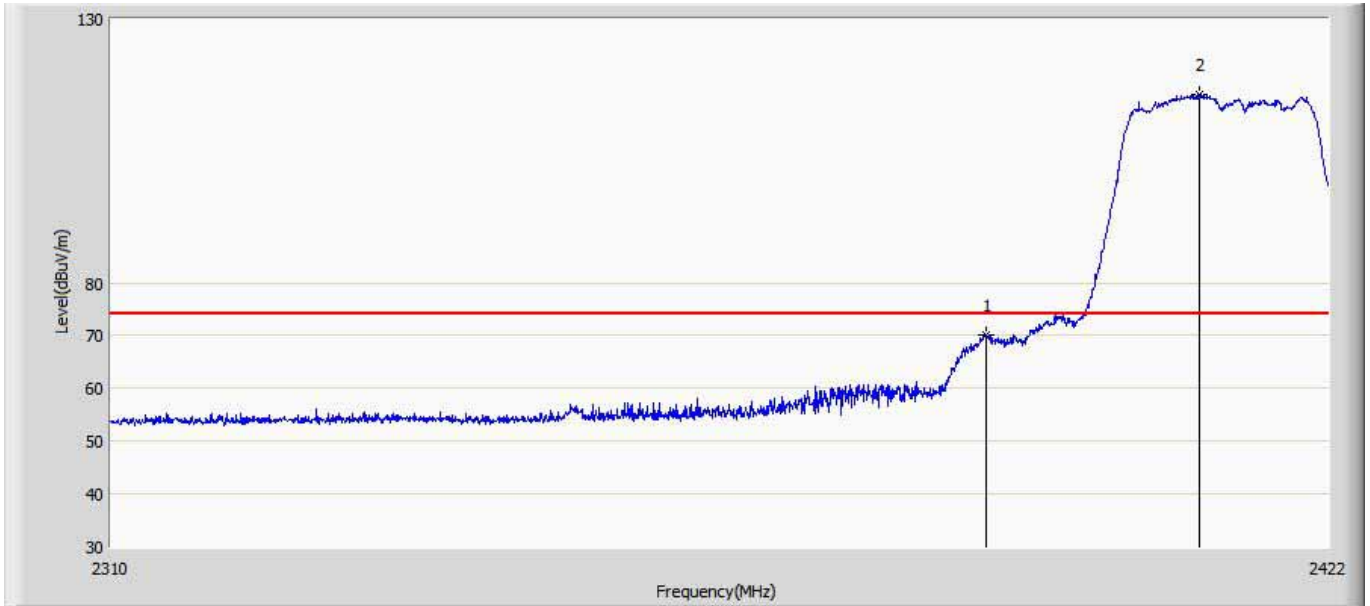
No	Mark	Frequency (MHz)	Measure Level (dBuV/m)	Reading Level (dBuV)	Over Limit (dB)	Limit (dBuV/m)	Factor (dB)	Type
1	*	2459.656	106.299	77.272	32.299	74.000	29.027	PK
2		2483.500	59.212	28.727	-14.788	74.000	30.484	PK

Engineer: Damon	
Site: AC5	Time: 2017/07/20 - 16:28
Limit: FCC_Part15.209_RE(3m)	Margin: 0
Probe: Horn_3117_00167055(1-18GHz)	Polarity: Horizontal
EUT:Xiaomi Router HD	Power: AC 120V/60Hz
Note: Mode 2:Transmit at channel 2462MHz by 11G	



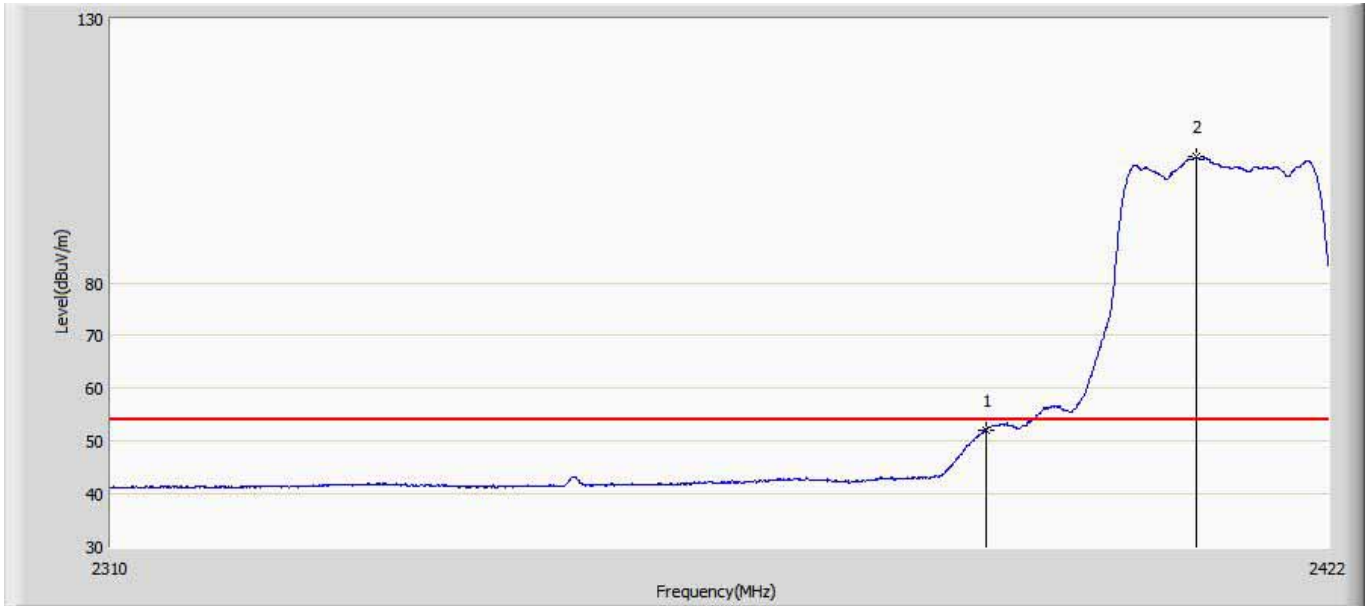
No	Mark	Frequency (MHz)	Measure Level (dBuV/m)	Reading Level (dBuV)	Over Limit (dB)	Limit (dBuV/m)	Factor (dB)	Type
1	*	2460.328	96.010	66.978	42.010	54.000	29.032	AV
2		2483.500	46.709	16.225	-7.291	54.000	30.484	AV

Engineer: Damon	
Site: AC5	Time: 2017/07/20 - 16:30
Limit: FCC_Part15.209_RE(3m)	Margin: 0
Probe: Horn_3117_00167055(1-18GHz)	Polarity: Vertical
EUT:Xiaomi Router HD	Power: AC 120V/60Hz
Note: Mode 3:Transmit at channel 2412MHz by 11N20	



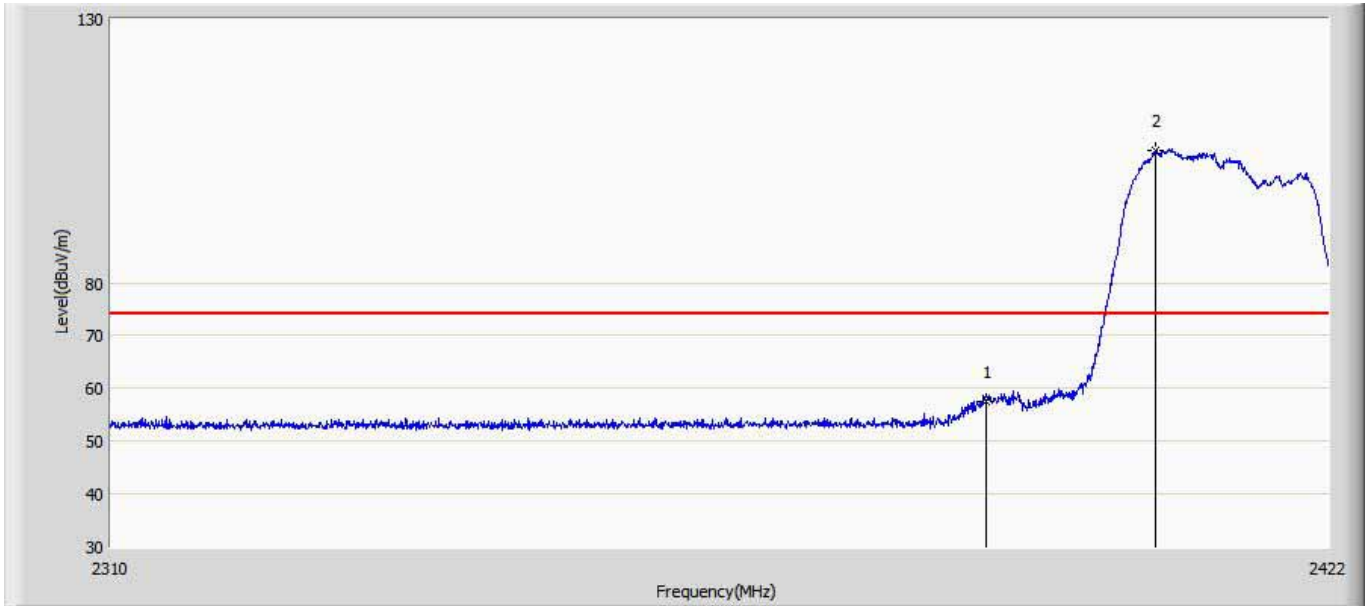
No	Mark	Frequency (MHz)	Measure Level (dBuV/m)	Reading Level (dBuV)	Over Limit (dB)	Limit (dBuV/m)	Factor (dB)	Type
1		2390.000	70.005	40.957	-3.995	74.000	29.048	PK
2	*	2409.960	115.703	86.829	41.703	74.000	28.874	PK

Engineer: Damon	
Site: AC5	Time: 2017/07/20 - 16:51
Limit: FCC_Part15.209_RE(3m)	Margin: 0
Probe: Horn_3117_00167055(1-18GHz)	Polarity: Vertical
EUT:Xiaomi Router HD	Power: AC 120V/60Hz
Note: Mode 3:Transmit at channel 2412MHz by 11N20	



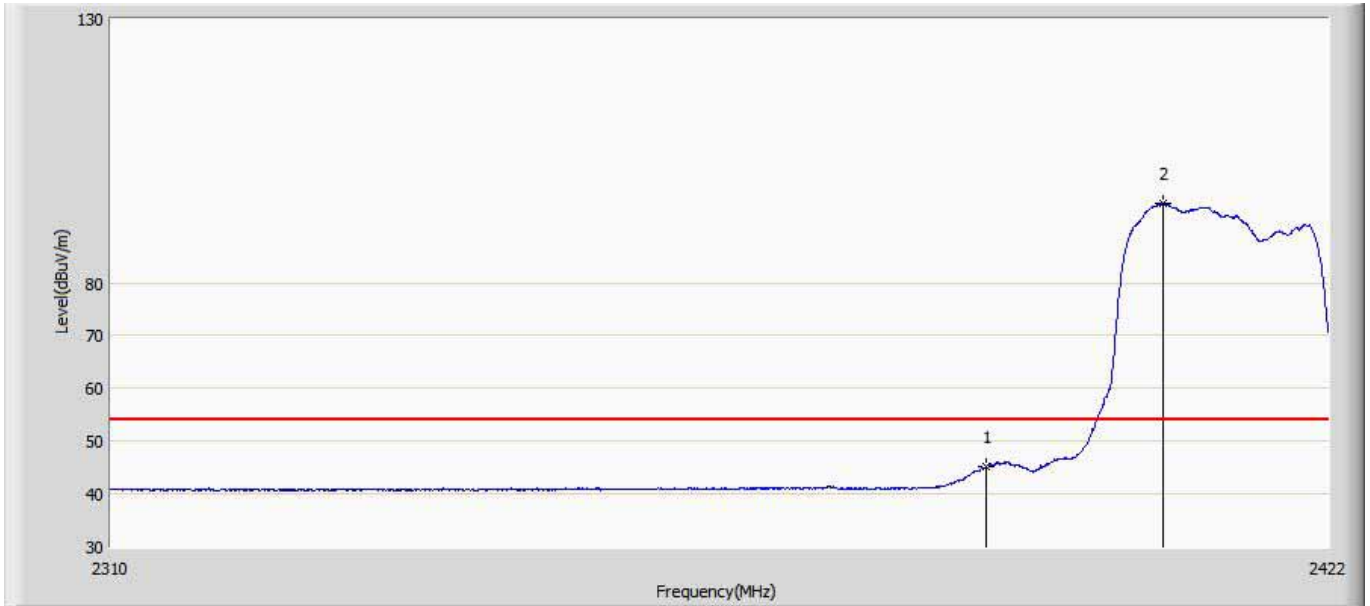
No	Mark	Frequency (MHz)	Measure Level (dBuV/m)	Reading Level (dBuV)	Over Limit (dB)	Limit (dBuV/m)	Factor (dB)	Type
1		2390.000	52.146	23.098	-1.854	54.000	29.048	AV
2	*	2409.624	103.800	74.922	49.800	54.000	28.878	AV

Engineer: Damon	
Site: AC5	Time: 2017/07/20 - 16:55
Limit: FCC_Part15.209_RE(3m)	Margin: 0
Probe: Horn_3117_00167055(1-18GHz)	Polarity: Horizontal
EUT:Xiaomi Router HD	Power: AC 120V/60Hz
Note: Mode 3:Transmit at channel 2412MHz by 11N20	



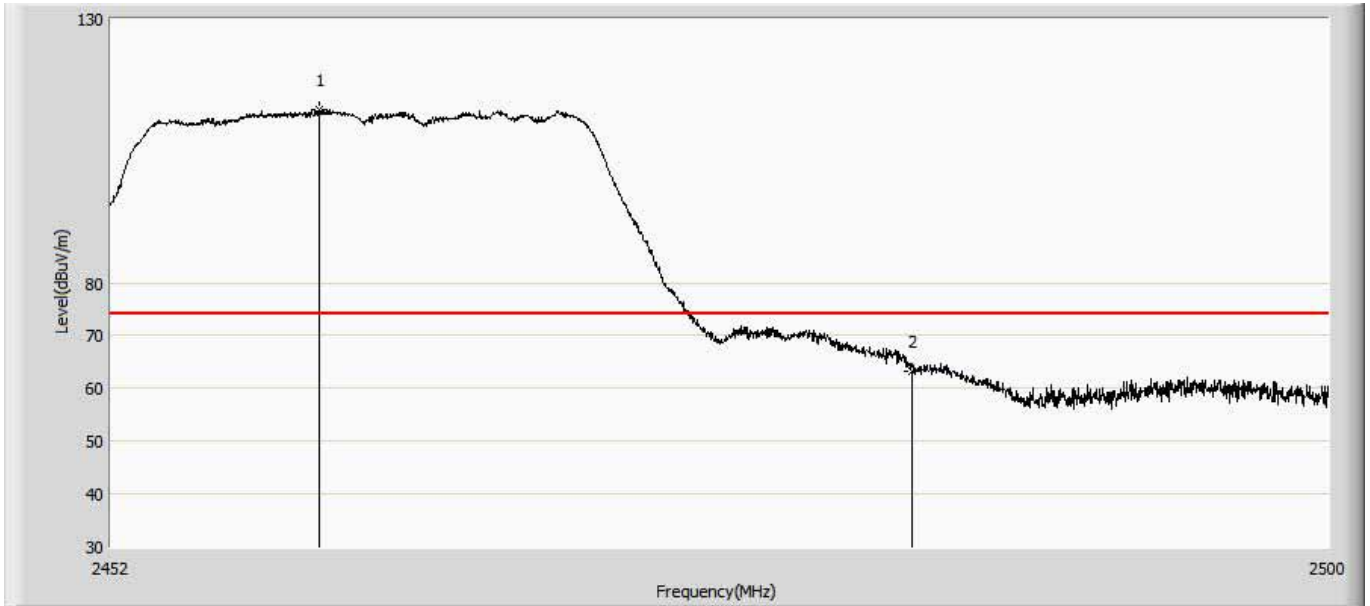
No	Mark	Frequency (MHz)	Measure Level (dBuV/m)	Reading Level (dBuV)	Over Limit (dB)	Limit (dBuV/m)	Factor (dB)	Type
1		2390.000	57.574	28.526	-16.426	74.000	29.048	PK
2	*	2405.760	105.057	76.137	31.057	74.000	28.920	PK

Engineer: Damon	
Site: AC5	Time: 2017/07/20 - 16:58
Limit: FCC_Part15.209_RE(3m)	Margin: 0
Probe: Horn_3117_00167055(1-18GHz)	Polarity: Horizontal
EUT:Xiaomi Router HD	Power: AC 120V/60Hz
Note: Mode 3:Transmit at channel 2412MHz by 11N20	



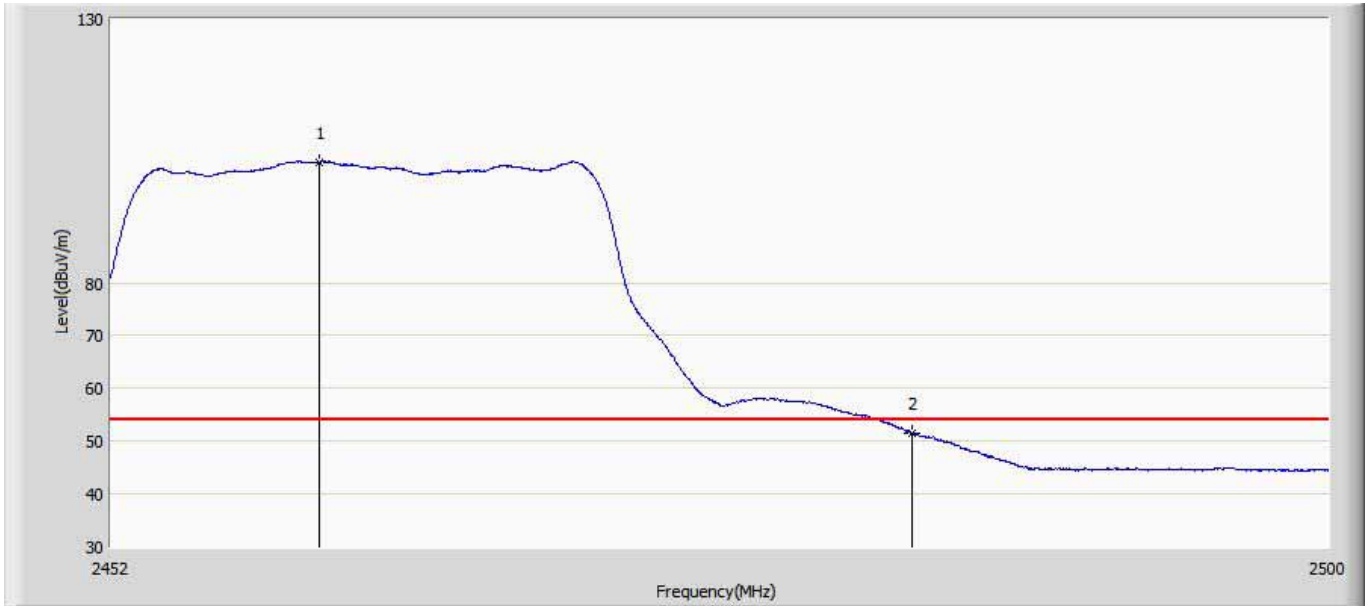
No	Mark	Frequency (MHz)	Measure Level (dBuV/m)	Reading Level (dBuV)	Over Limit (dB)	Limit (dBuV/m)	Factor (dB)	Type
1		2390.000	45.115	16.067	-8.885	54.000	29.048	AV
2	*	2406.544	95.156	66.245	41.156	54.000	28.911	AV

Engineer: Damon	
Site: AC5	Time: 2017/07/20 - 17:03
Limit: FCC_Part15.209_RE(3m)	Margin: 0
Probe: Horn_3117_00167055(1-18GHz)	Polarity: Vertical
EUT:Xiaomi Router HD	Power: AC 120V/60Hz
Note: Mode 3:Transmit at channel 2462MHz by 11N20	



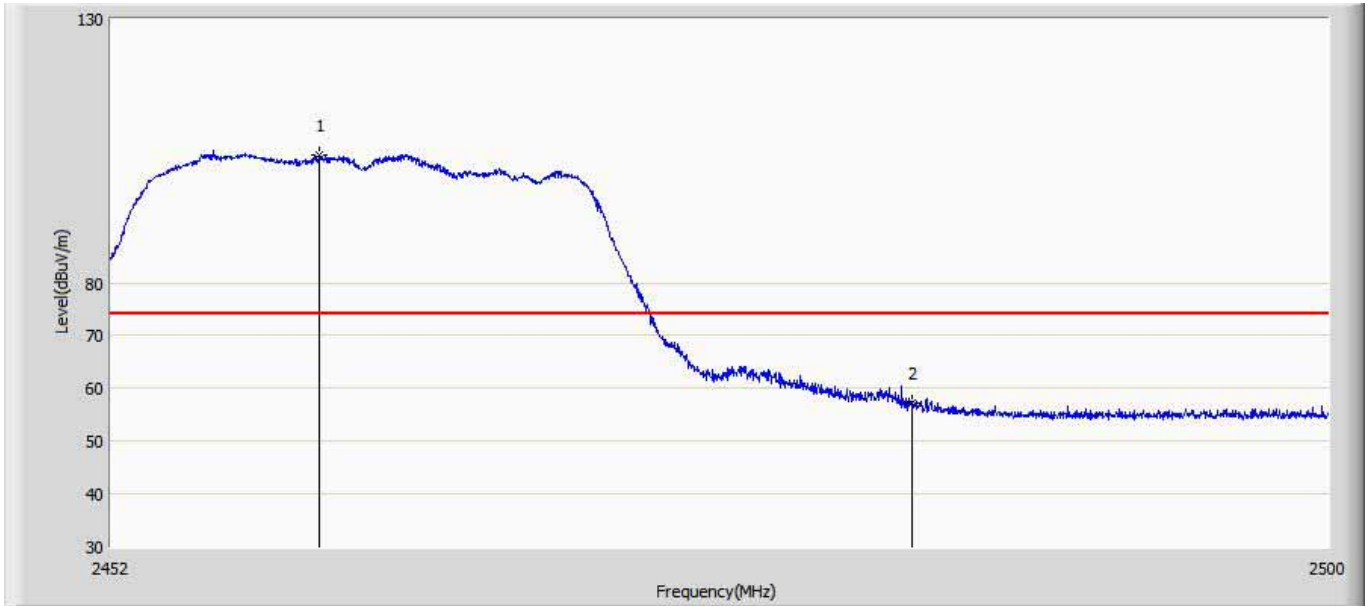
No	Mark	Frequency (MHz)	Measure Level (dBuV/m)	Reading Level (dBuV)	Over Limit (dB)	Limit (dBuV/m)	Factor (dB)	Type
1	*	2460.136	112.788	83.757	38.788	74.000	29.031	PK
2		2483.500	63.238	32.754	-10.762	74.000	30.484	PK

Engineer: Damon	
Site: AC5	Time: 2017/07/20 - 17:06
Limit: FCC_Part15.209_RE(3m)	Margin: 0
Probe: Horn_3117_00167055(1-18GHz)	Polarity: Vertical
EUT:Xiaomi Router HD	Power: AC 120V/60Hz
Note: Mode 3:Transmit at channel 2462MHz by 11N20	



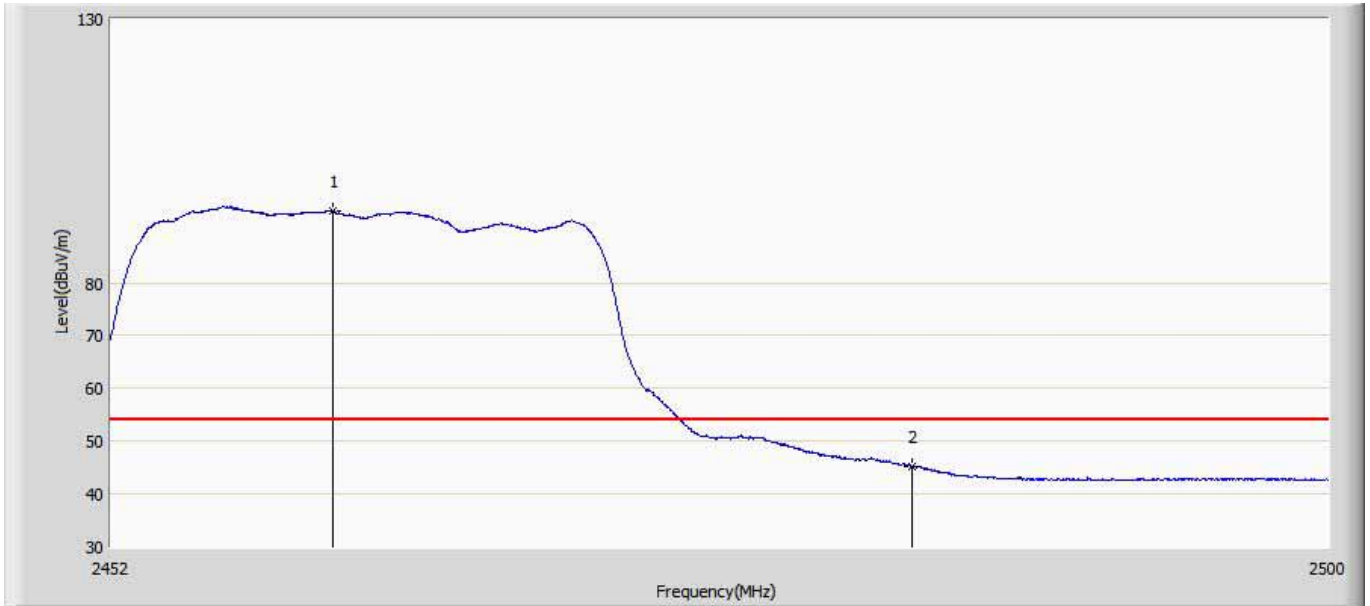
No	Mark	Frequency (MHz)	Measure Level (dBuV/m)	Reading Level (dBuV)	Over Limit (dB)	Limit (dBuV/m)	Factor (dB)	Type
1	*	2460.184	102.853	73.822	48.853	54.000	29.031	AV
2		2483.500	51.566	21.082	-2.434	54.000	30.484	AV

Engineer: Damon	
Site: AC5	Time: 2017/07/20 - 17:08
Limit: FCC_Part15.209_RE(3m)	Margin: 0
Probe: Horn_3117_00167055(1-18GHz)	Polarity: Horizontal
EUT:Xiaomi Router HD	Power: AC 120V/60Hz
Note: Mode 3:Transmit at channel 2462MHz by 11N20	



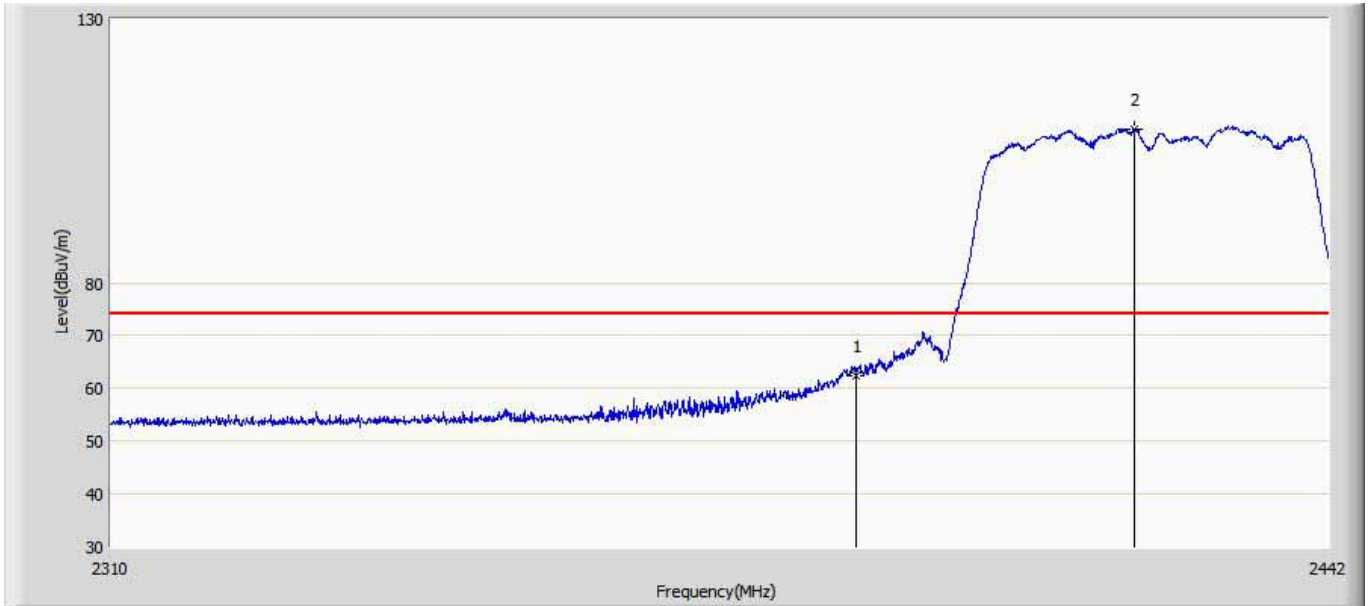
No	Mark	Frequency (MHz)	Measure Level (dBuV/m)	Reading Level (dBuV)	Over Limit (dB)	Limit (dBuV/m)	Factor (dB)	Type
1	*	2460.184	104.100	75.069	30.100	74.000	29.031	PK
2		2483.500	57.195	26.711	-16.805	74.000	30.484	PK

Engineer: Damon	
Site: AC5	Time: 2017/07/20 - 17:11
Limit: FCC_Part15.209_RE(3m)	Margin: 0
Probe: Horn_3117_00167055(1-18GHz)	Polarity: Horizontal
EUT:Xiaomi Router HD	Power: AC 120V/60Hz
Note: Mode 3:Transmit at channel 2462MHz by 11N20	



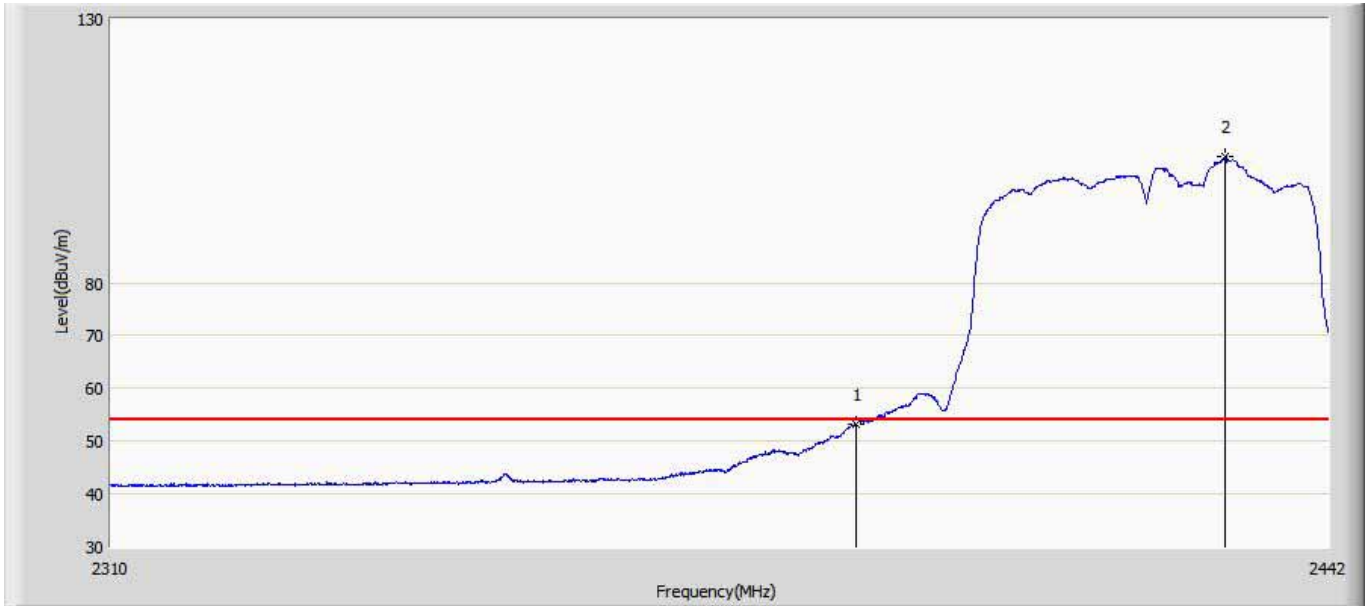
No	Mark	Frequency (MHz)	Measure Level (dBuV/m)	Reading Level (dBuV)	Over Limit (dB)	Limit (dBuV/m)	Factor (dB)	Type
1	*	2460.688	93.517	64.482	39.517	54.000	29.035	AV
2		2483.500	45.276	14.792	-8.724	54.000	30.484	AV

Engineer: Damon	
Site: AC5	Time: 2017/07/20 - 17:14
Limit: FCC_Part15.209_RE(3m)	Margin: 0
Probe: Horn_3117_00167055(1-18GHz)	Polarity: Vertical
EUT:Xiaomi Router HD	Power: AC 120V/60Hz
Note: Mode 4:Transmit at channel 2422MHz by 11N40	



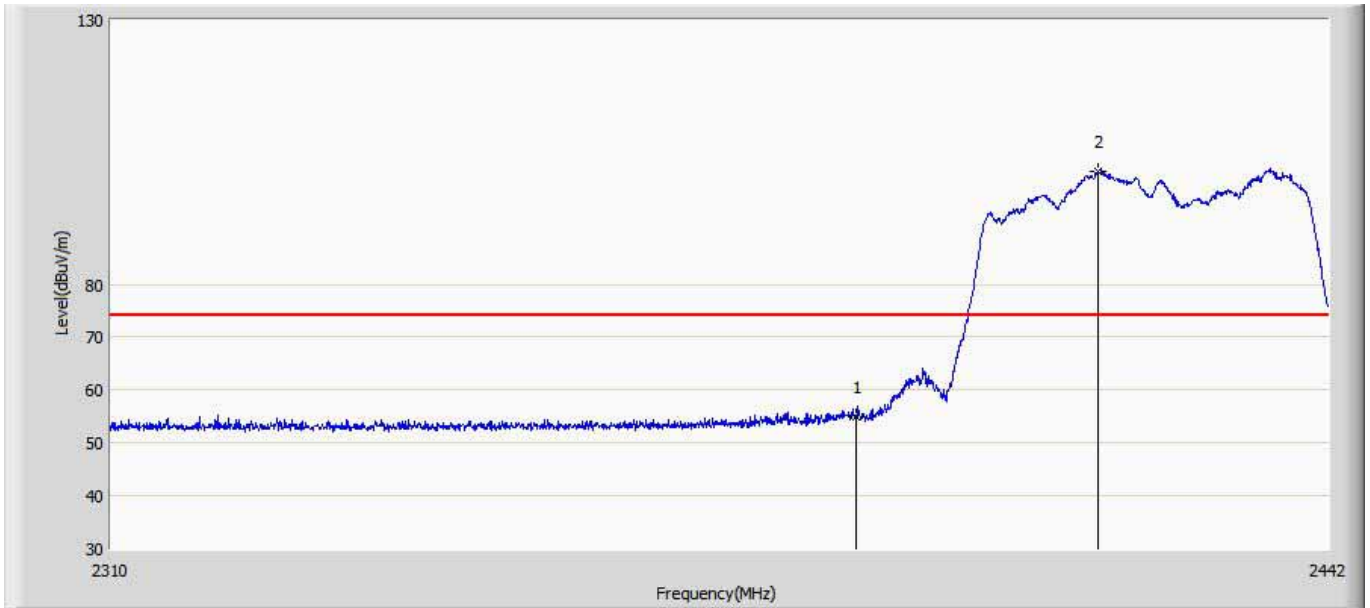
No	Mark	Frequency (MHz)	Measure Level (dBuV/m)	Reading Level (dBuV)	Over Limit (dB)	Limit (dBuV/m)	Factor (dB)	Type
1		2390.000	62.431	33.383	-11.569	74.000	29.048	PK
2	*	2420.484	109.038	80.121	35.038	74.000	28.917	PK

Engineer: Damon	
Site: AC5	Time: 2017/07/20 - 17:17
Limit: FCC_Part15.209_RE(3m)	Margin: 0
Probe: Horn_3117_00167055(1-18GHz)	Polarity: Vertical
EUT:Xiaomi Router HD	Power: AC 120V/60Hz
Note: Mode 4:Transmit at channel 2422MHz by 11N40	



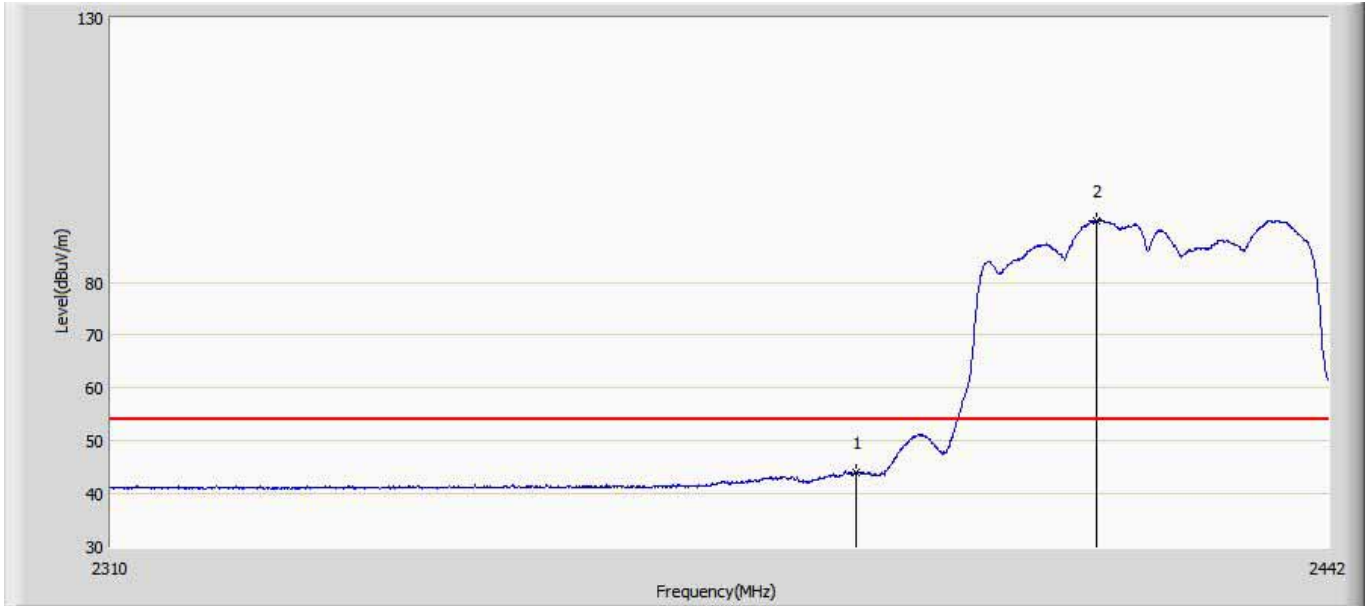
No	Mark	Frequency (MHz)	Measure Level (dBuV/m)	Reading Level (dBuV)	Over Limit (dB)	Limit (dBuV/m)	Factor (dB)	Type
1		2390.000	53.304	24.256	-0.696	54.000	29.048	AV
2	*	2430.582	103.980	75.026	49.980	54.000	28.954	AV

Engineer: Damon	
Site: AC5	Time: 2017/07/20 - 17:22
Limit: FCC_Part15.209_RE(3m)	Margin: 0
Probe: Horn_3117_00167055(1-18GHz)	Polarity: Horizontal
EUT:Xiaomi Router HD	Power: AC 120V/60Hz
Note: Mode 4:Transmit at channel 2422MHz by 11N40	



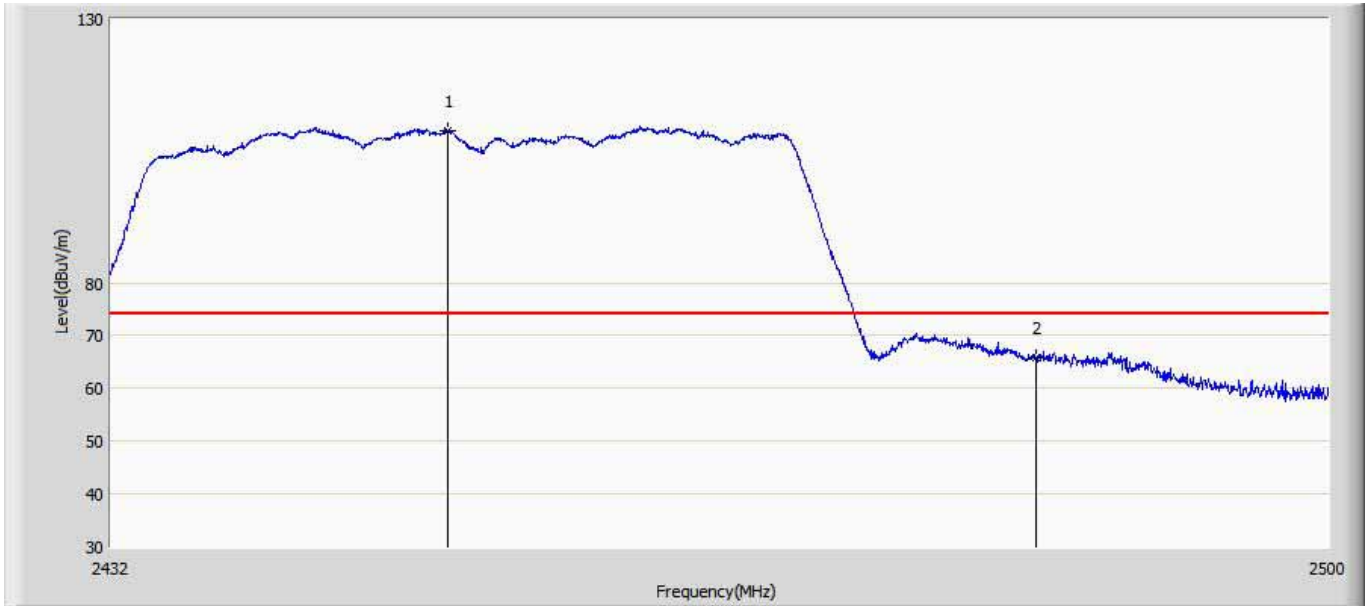
No	Mark	Frequency (MHz)	Measure Level (dBuV/m)	Reading Level (dBuV)	Over Limit (dB)	Limit (dBuV/m)	Factor (dB)	Type
1		2390.000	54.926	25.878	-19.074	74.000	29.048	PK
2	*	2416.524	101.368	72.473	27.368	74.000	28.895	PK

Engineer: Damon	
Site: AC5	Time: 2017/07/20 - 17:25
Limit: FCC_Part15.209_RE(3m)	Margin: 0
Probe: Horn_3117_00167055(1-18GHz)	Polarity: Horizontal
EUT:Xiaomi Router HD	Power: AC 120V/60Hz
Note: Mode 4:Transmit at channel 2422MHz by 11N40	



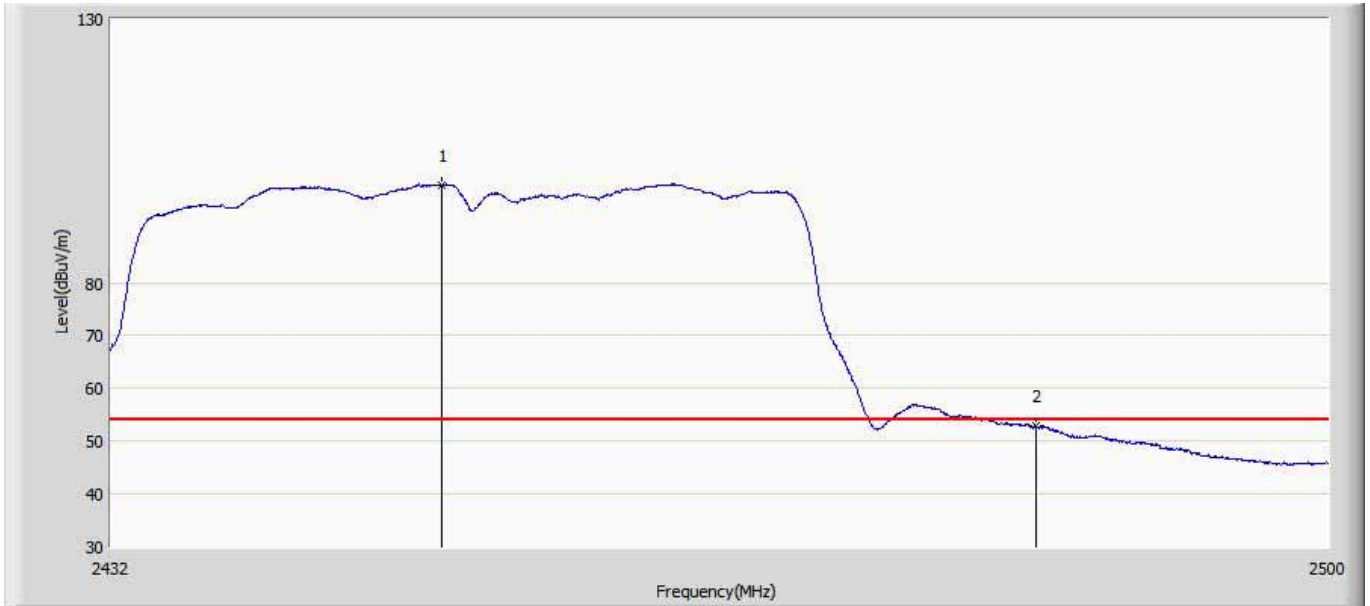
No	Mark	Frequency (MHz)	Measure Level (dBuV/m)	Reading Level (dBuV)	Over Limit (dB)	Limit (dBuV/m)	Factor (dB)	Type
1		2390.000	43.913	14.865	-10.087	54.000	29.048	AV
2	*	2416.326	91.668	62.775	37.668	54.000	28.893	AV

Engineer: Damon	
Site: AC5	Time: 2017/07/20 - 17:27
Limit: FCC_Part15.209_RE(3m)	Margin: 0
Probe: Horn_3117_00167055(1-18GHz)	Polarity: Vertical
EUT:Xiaomi Router HD	Power: AC 120V/60Hz
Note: Mode 4:Transmit at channel 2452MHz by 11N40	



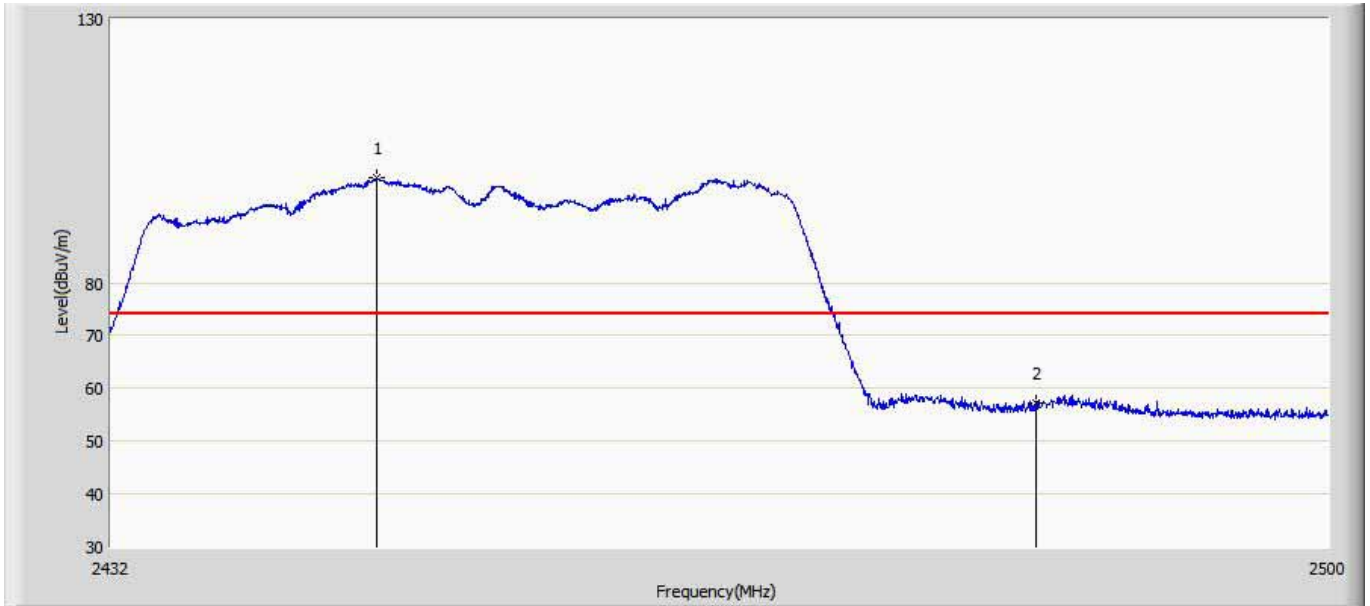
No	Mark	Frequency (MHz)	Measure Level (dBuV/m)	Reading Level (dBuV)	Over Limit (dB)	Limit (dBuV/m)	Factor (dB)	Type
1	*	2450.632	108.828	79.865	34.828	74.000	28.963	PK
2		2483.500	65.954	35.470	-8.046	74.000	30.484	PK

Engineer: Damon	
Site: AC5	Time: 2017/07/20 - 17:30
Limit: FCC_Part15.209_RE(3m)	Margin: 0
Probe: Horn_3117_00167055(1-18GHz)	Polarity: Vertical
EUT:Xiaomi Router HD	Power: AC 120V/60Hz
Note: Mode 4:Transmit at channel 2452MHz by 11N40	



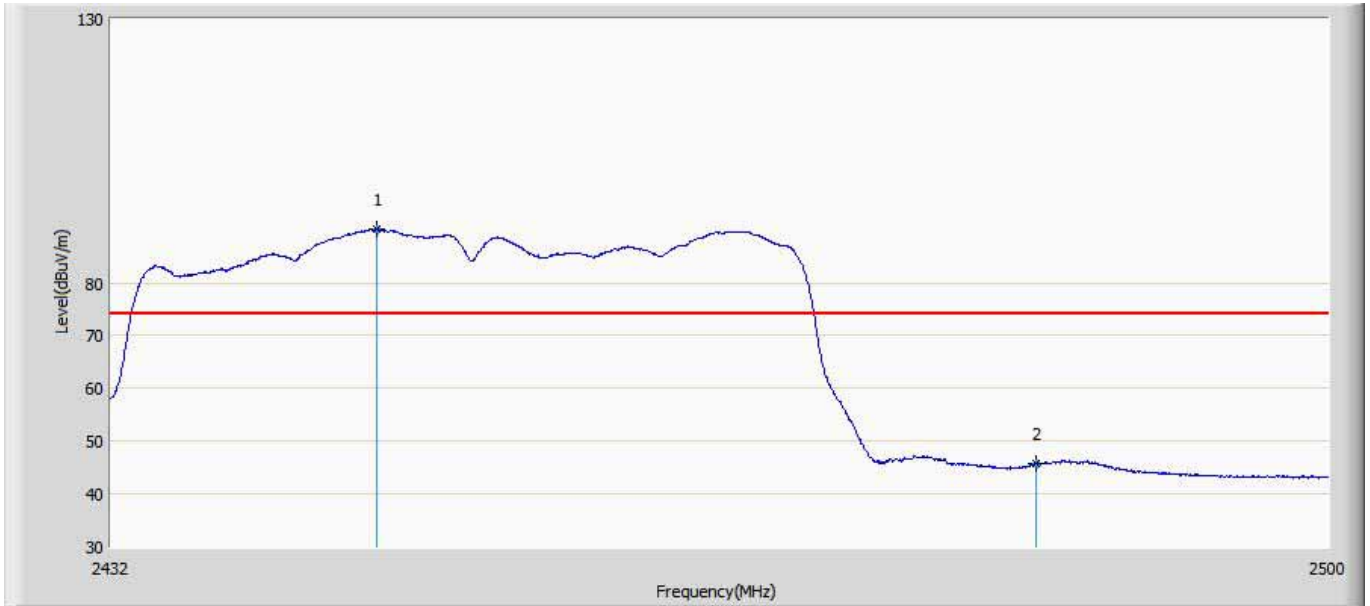
No	Mark	Frequency (MHz)	Measure Level (dBuV/m)	Reading Level (dBuV)	Over Limit (dB)	Limit (dBuV/m)	Factor (dB)	Type
1	*	2450.292	98.587	69.626	44.587	54.000	28.961	AV
2		2483.500	52.794	22.310	-1.206	54.000	30.484	AV

Engineer: Damon	
Site: AC5	Time: 2017/07/20 - 17:36
Limit: FCC_Part15.209_RE(3m)	Margin: 0
Probe: Horn_3117_00167055(1-18GHz)	Polarity: Horizontal
EUT:Xiaomi Router HD	Power: AC 120V/60Hz
Note: Mode 4:Transmit at channel 2452MHz by 11N40	



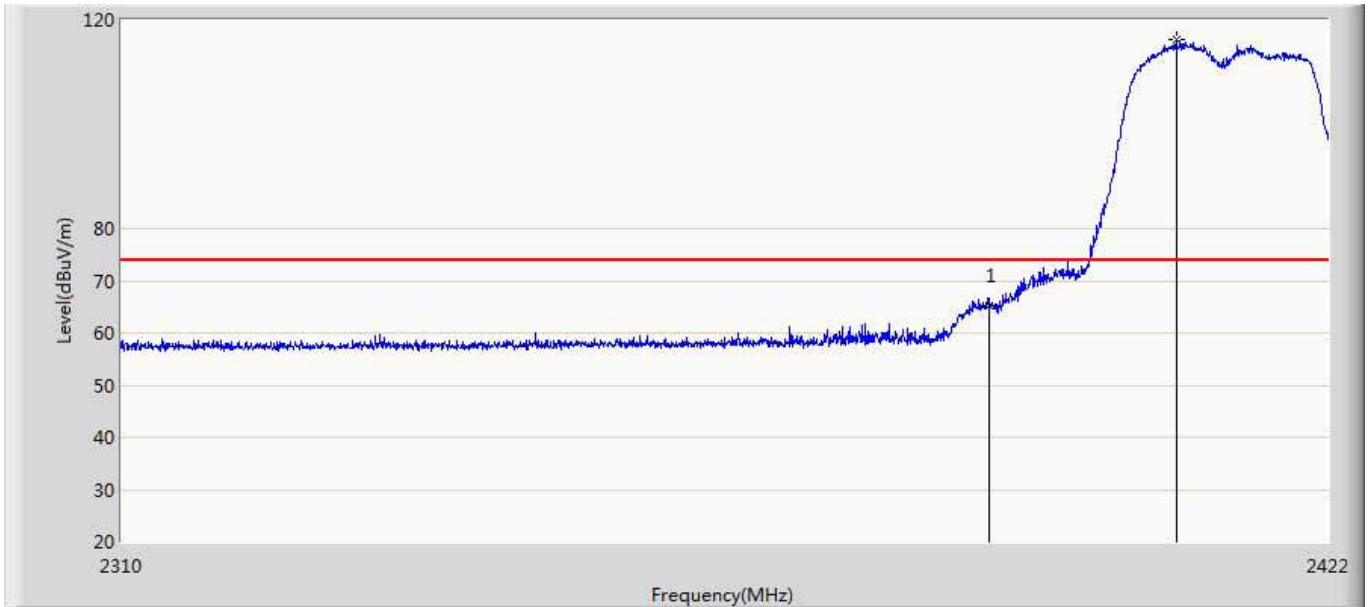
No	Mark	Frequency (MHz)	Measure Level (dBuV/m)	Reading Level (dBuV)	Over Limit (dB)	Limit (dBuV/m)	Factor (dB)	Type
1	*	2446.722	99.846	70.911	25.846	74.000	28.935	PK
2		2483.500	57.240	26.756	-16.760	74.000	30.484	PK

Engineer: Damon	
Site: AC5	Time: 2017/07/20 - 17:39
Limit: FCC_Part15.209_RE(3m)	Margin: 0
Probe: Horn_3117_00167055(1-18GHz)	Polarity: Horizontal
EUT:Xiaomi Router HD	Power: AC 120V/60Hz
Note: Mode 4:Transmit at channel 2452MHz by 11N40	



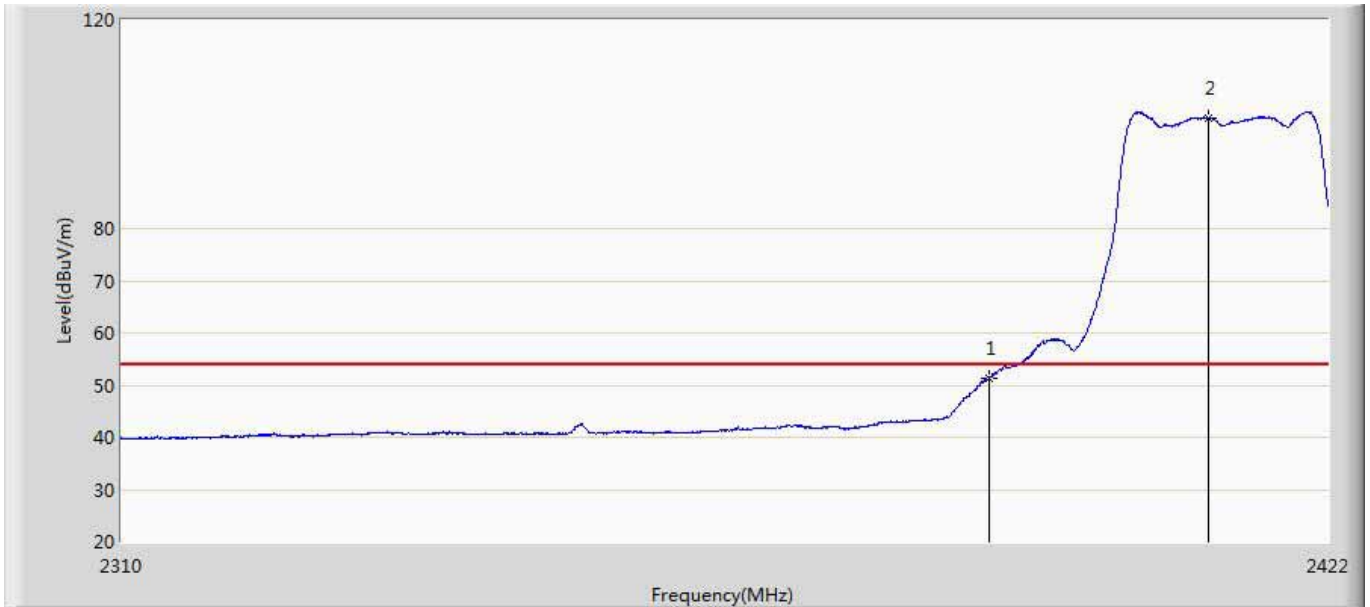
No	Mark	Frequency (MHz)	Measure Level (dBuV/m)	Reading Level (dBuV)	Over Limit (dB)	Limit (dBuV/m)	Factor (dB)	Type
1	*	2446.688	90.106	61.171	36.106	54.000	28.935	AV
2		2483.500	45.865	15.381	-8.135	54.000	30.484	AV

Site: AC5	Time: 2017/09/24 - 21:03
Limit: FCC_Part15.209_RE(3m)	Margin: 0
Probe: Horn_3117_00167055(1-18GHz)	Polarity: Vertical
EUT: XIAOMI ROUTER HD	Power: AC 120V/60Hz
Note: Mode 5:Transmit at channel 2412MHz by 11AC20	



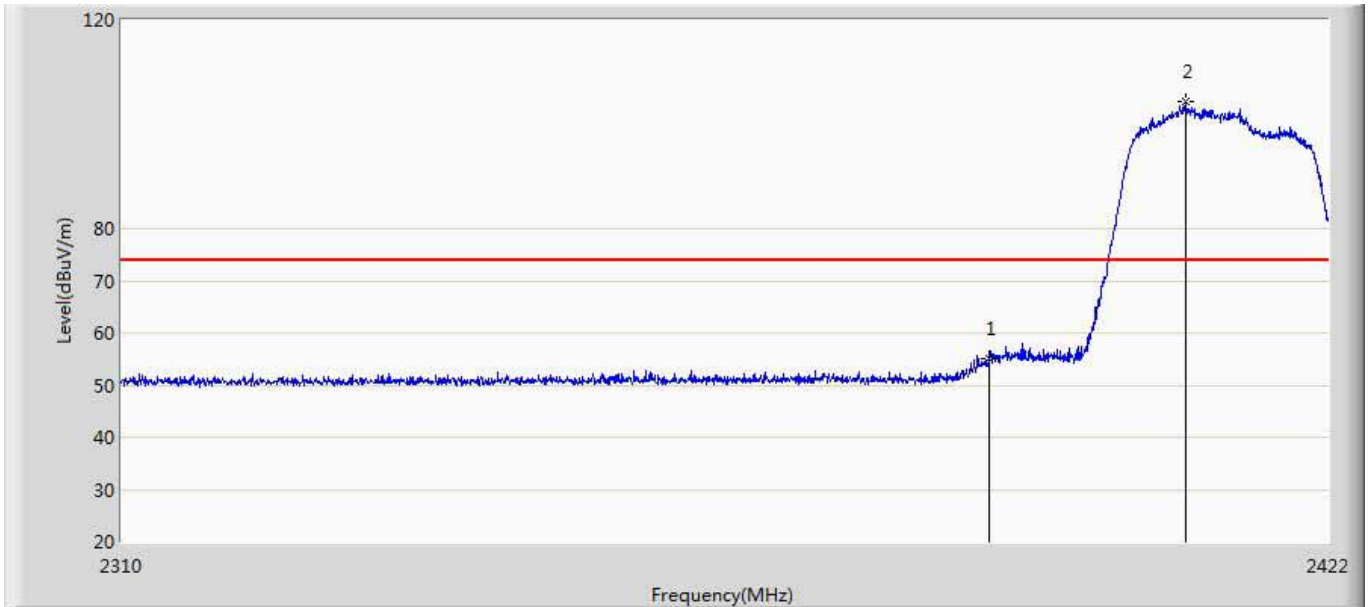
No	Mark	Frequency (MHz)	Measure Level (dBuV/m)	Reading Level (dBuV)	Over Limit (dB)	Limit (dBuV/m)	Factor (dB)	Type
1		2390.000	65.171	29.085	-8.829	74.000	36.086	PK
2	*	2407.608	116.212	80.066	42.212	74.000	36.146	PK

Engineer: Damon	
Site: AC5	Time: 2017/09/24 - 20:59
Limit: FCC_Part15.209_RE(3m)	Margin: 0
Probe: Horn_3117_00167055(1-18GHz)	Polarity: Vertical
EUT: XIAOMI ROUTER HD	Power: AC 120V/60Hz
Note: Mode 5:Transmit at channel 2412MHz by 11AC20	



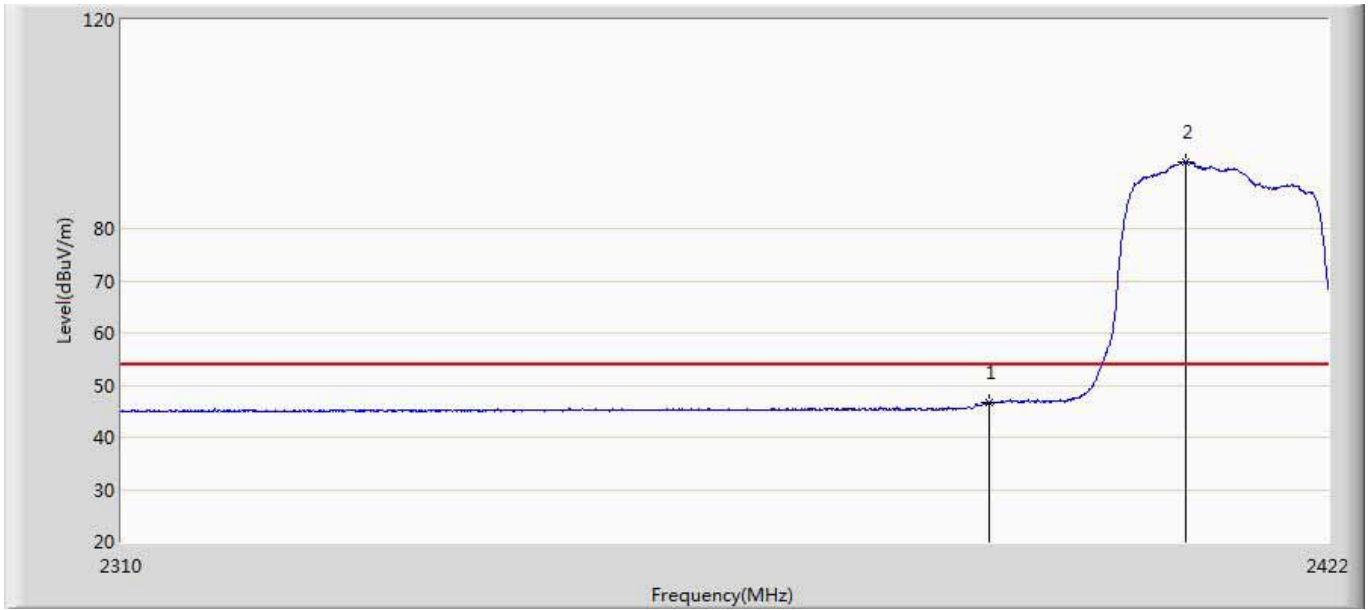
No	Mark	Frequency (MHz)	Measure Level (dBuV/m)	Reading Level (dBuV)	Over Limit (dB)	Limit (dBuV/m)	Factor (dB)	Type
1		2390.000	51.257	15.171	-2.743	54.000	36.086	AV
2	*	2410.744	101.215	65.057	47.215	54.000	36.158	AV

Engineer: Damon	
Site: AC5	Time: 2017/09/24 - 21:06
Limit: FCC_Part15.209_RE(3m)	Margin: 0
Probe: Horn_3117_00167055(1-18GHz)	Polarity: Horizontal
EUT: XIAOMI ROUTER HD	Power: AC 120V/60Hz
Note: Mode 5:Transmit at channel 2412MHz by 11AC20	



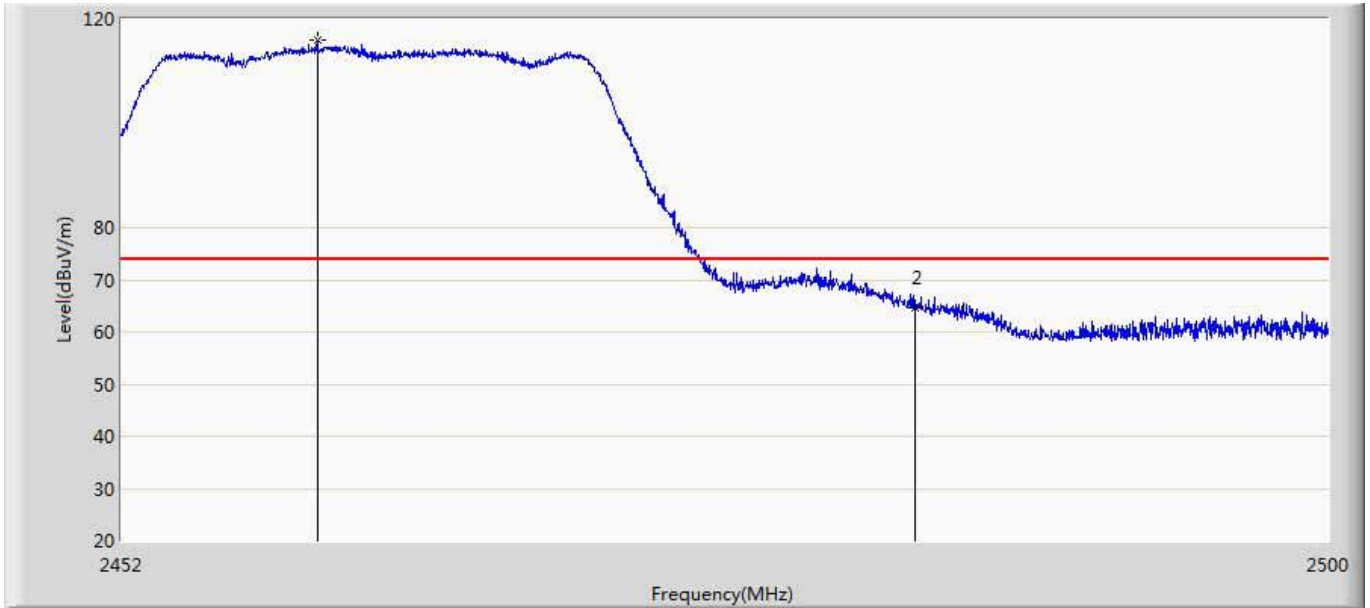
No	Mark	Frequency (MHz)	Measure Level (dBuV/m)	Reading Level (dBuV)	Over Limit (dB)	Limit (dBuV/m)	Factor (dB)	Type
1		2390.000	55.077	18.991	-18.923	74.000	36.086	PK
2	*	2408.504	104.319	68.170	30.319	74.000	36.149	PK

Engineer: Damon	
Site: AC5	Time: 2017/09/24 - 21:04
Limit: FCC_Part15.209_RE(3m)	Margin: 0
Probe: Horn_3117_00167055(1-18GHz)	Polarity: Horizontal
EUT: XIAOMI ROUTER HD	Power: AC 120V/60Hz
Note: Mode 5:Transmit at channel 2412MHz by 11AC20	



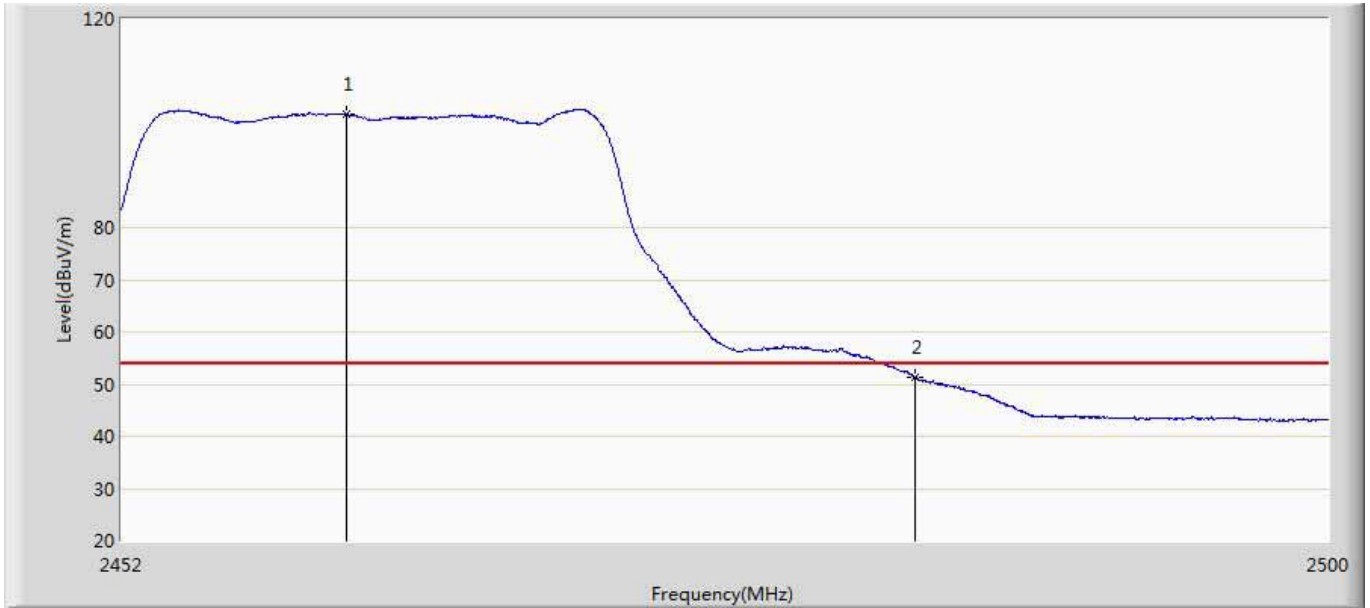
No	Mark	Frequency (MHz)	Measure Level (dBuV/m)	Reading Level (dBuV)	Over Limit (dB)	Limit (dBuV/m)	Factor (dB)	Type
1		2390.000	46.596	10.510	-7.404	54.000	36.086	AV
2	*	2408.504	92.837	56.688	38.837	54.000	36.149	AV

Engineer: Damon	
Site: AC5	Time: 2017/09/24 - 21:32
Limit: FCC_Part15.209_RE(3m)	Margin: 0
Probe: Horn_3117_00167055(1-18GHz)	Polarity: Vertical
EUT: XIAOMI ROUTER HD	Power: AC 120V/60Hz
Note: Mode 5:Transmit at channel 2462MHz by 11AC20	



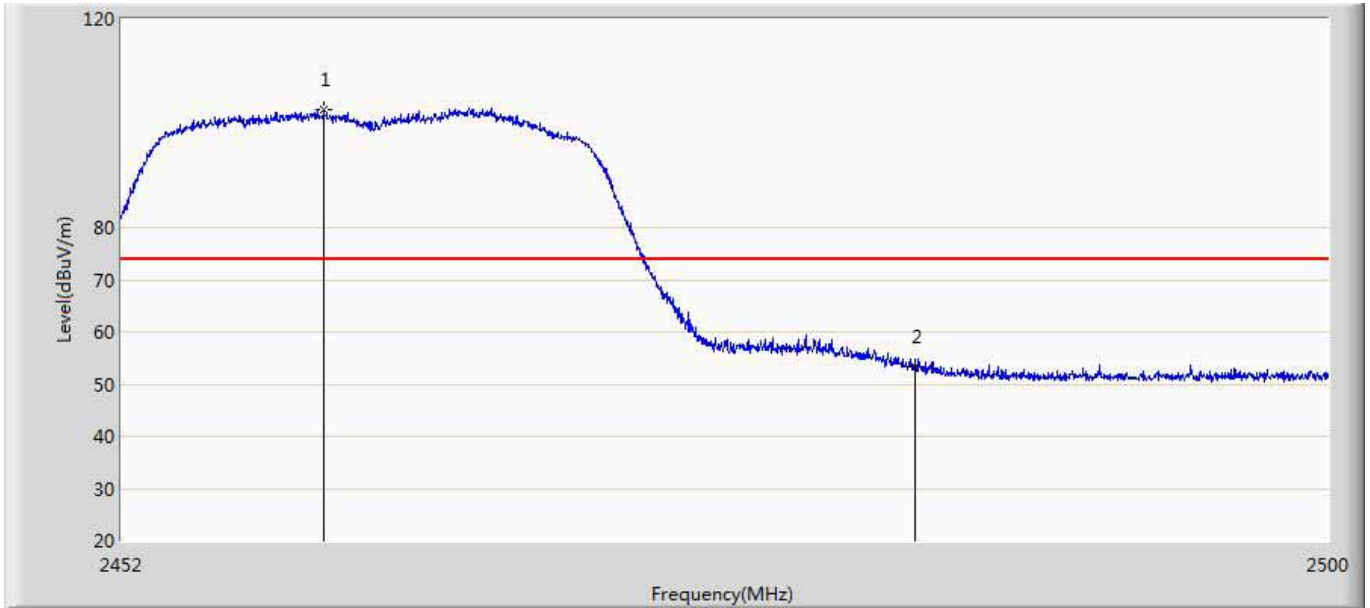
No	Mark	Frequency (MHz)	Measure Level (dBuV/m)	Reading Level (dBuV)	Over Limit (dB)	Limit (dBuV/m)	Factor (dB)	Type
1	*	2459.728	115.899	79.686	41.899	74.000	36.213	PK
2		2483.500	64.745	28.483	-9.255	74.000	36.261	PK

Engineer: Damon	
Site: AC5	Time: 2017/09/24 - 21:27
Limit: FCC_Part15.209_RE(3m)	Margin: 0
Probe: Horn_3117_00167055(1-18GHz)	Polarity: Vertical
EUT: XIAOMI ROUTER HD	Power: AC 120V/60Hz
Note: Mode 5:Transmit at channel 2462MHz by 11AC20	



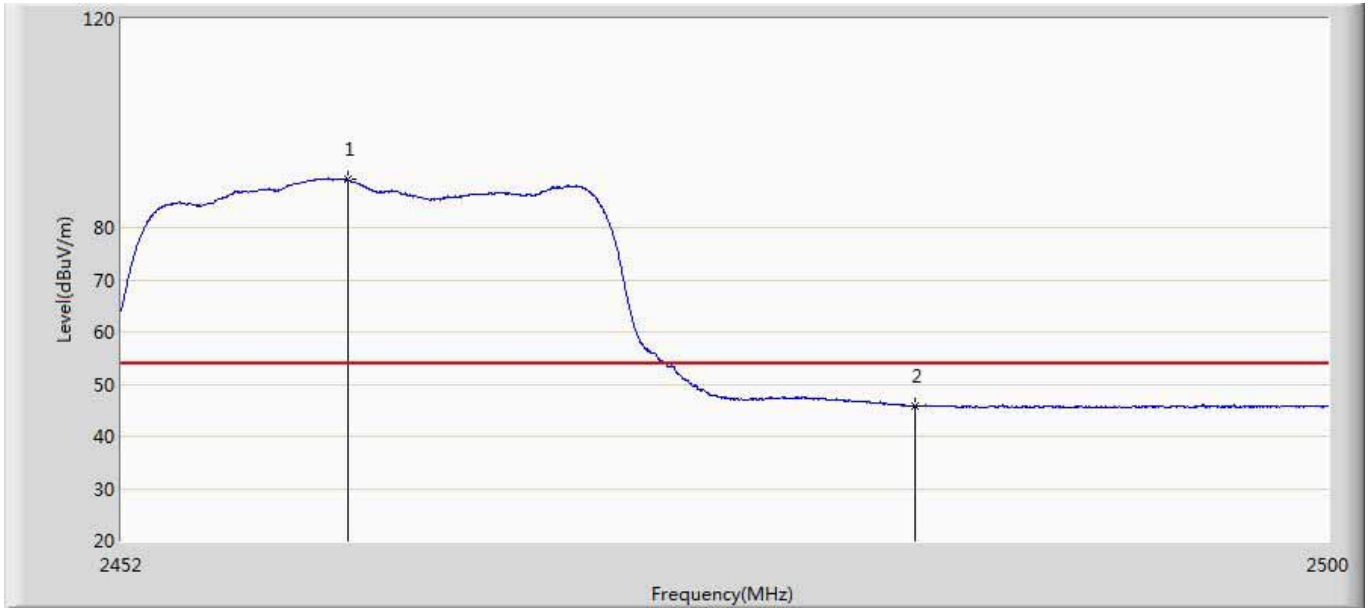
No	Mark	Frequency (MHz)	Measure Level (dBuV/m)	Reading Level (dBuV)	Over Limit (dB)	Limit (dBuV/m)	Factor (dB)	Type
1	*	2460.904	101.837	65.624	47.837	54.000	36.213	AV
2		2483.500	51.344	15.083	-2.656	54.000	36.261	AV

Engineer: Damon	
Site: AC5	Time: 2017/09/24 - 21:34
Limit: FCC_Part15.209_RE(3m)	Margin: 0
Probe: Horn_3117_00167055(1-18GHz)	Polarity: Horizontal
EUT: XIAOMI ROUTER HD	Power: AC 120V/60Hz
Note: Mode 5:Transmit at channel 2462MHz by 11AC20	



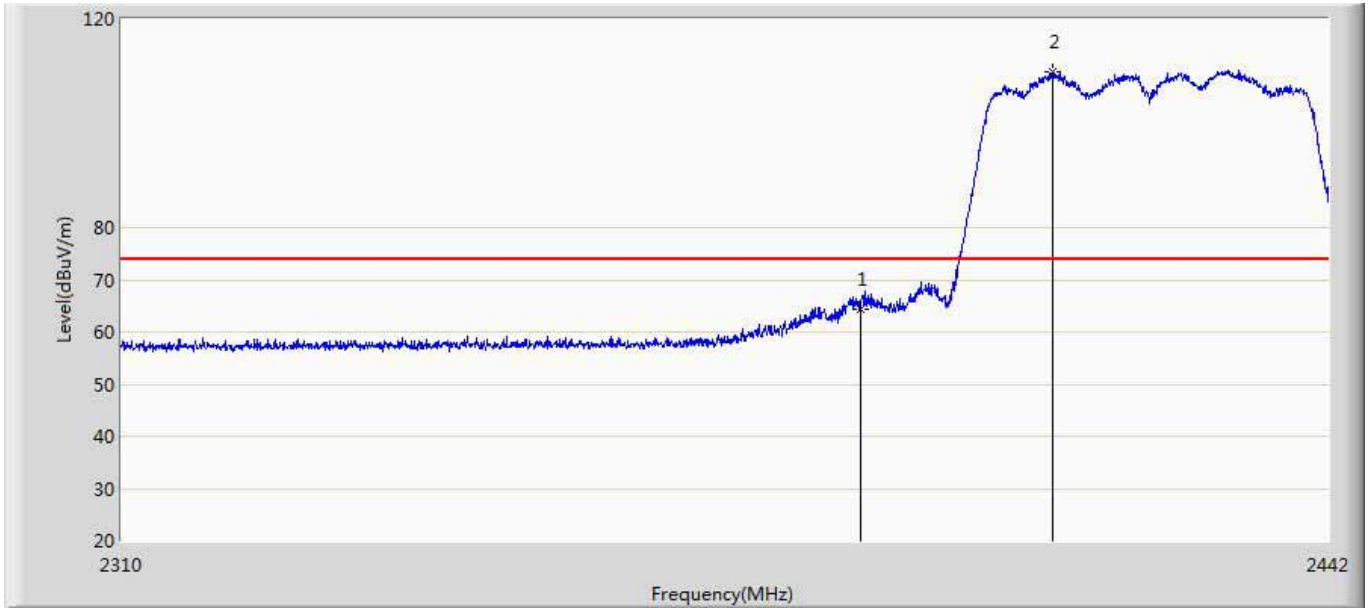
No	Mark	Frequency (MHz)	Measure Level (dBuV/m)	Reading Level (dBuV)	Over Limit (dB)	Limit (dBuV/m)	Factor (dB)	Type
1	*	2459.992	102.504	66.291	28.504	74.000	36.213	PK
2		2483.500	53.454	17.193	-20.546	74.000	36.261	PK

Engineer: Damon	
Site: AC5	Time: 2017/09/24 - 21:33
Limit: FCC_Part15.209_RE(3m)	Margin: 0
Probe: Horn_3117_00167055(1-18GHz)	Polarity: Horizontal
EUT: XIAOMI ROUTER HD	Power: AC 120V/60Hz
Note: Mode 5:Transmit at channel 2462MHz by 11AC20	



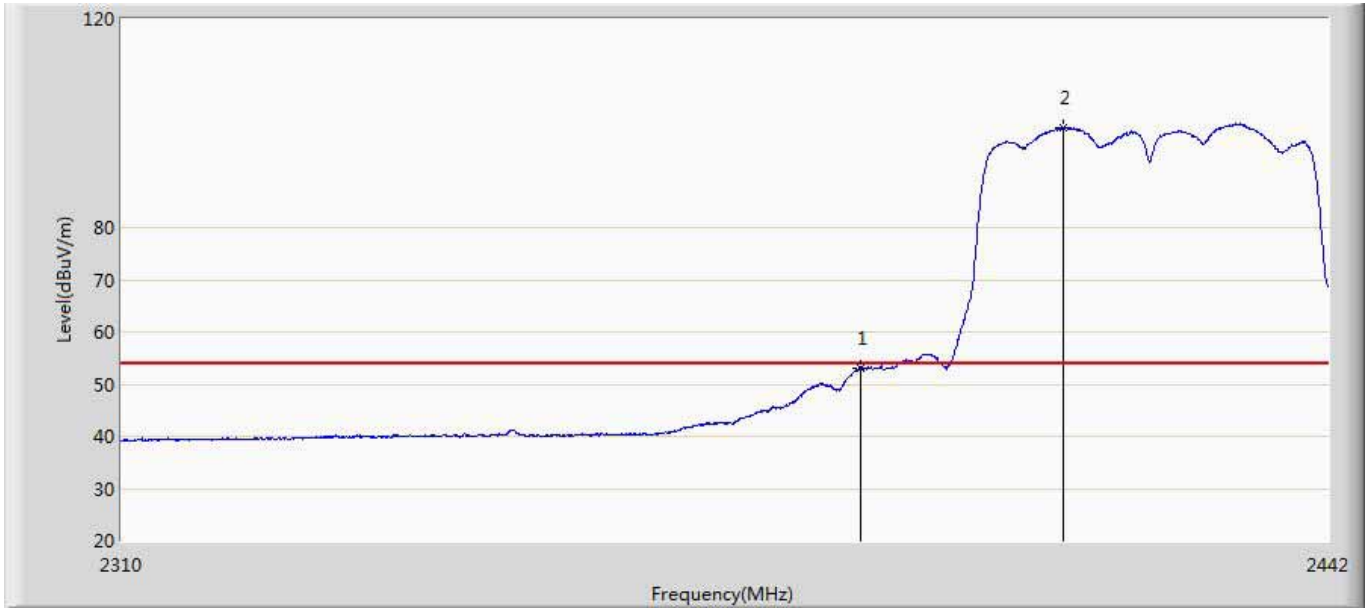
No	Mark	Frequency (MHz)	Measure Level (dBuV/m)	Reading Level (dBuV)	Over Limit (dB)	Limit (dBuV/m)	Factor (dB)	Type
1	*	2460.928	89.183	52.970	35.183	54.000	36.213	AV
2		2483.500	45.813	9.552	-8.187	54.000	36.261	AV

Engineer: Damon	
Site: AC5	Time: 2017/09/24 - 21:38
Limit: FCC_Part15.209_RE(3m)	Margin: 0
Probe: Horn_3117_00167055(1-18GHz)	Polarity: Vertical
EUT: XIAOMI ROUTER HD	Power: AC 120V/60Hz
Note: Mode 6:Transmit at channel 2422MHz by 11AC40	



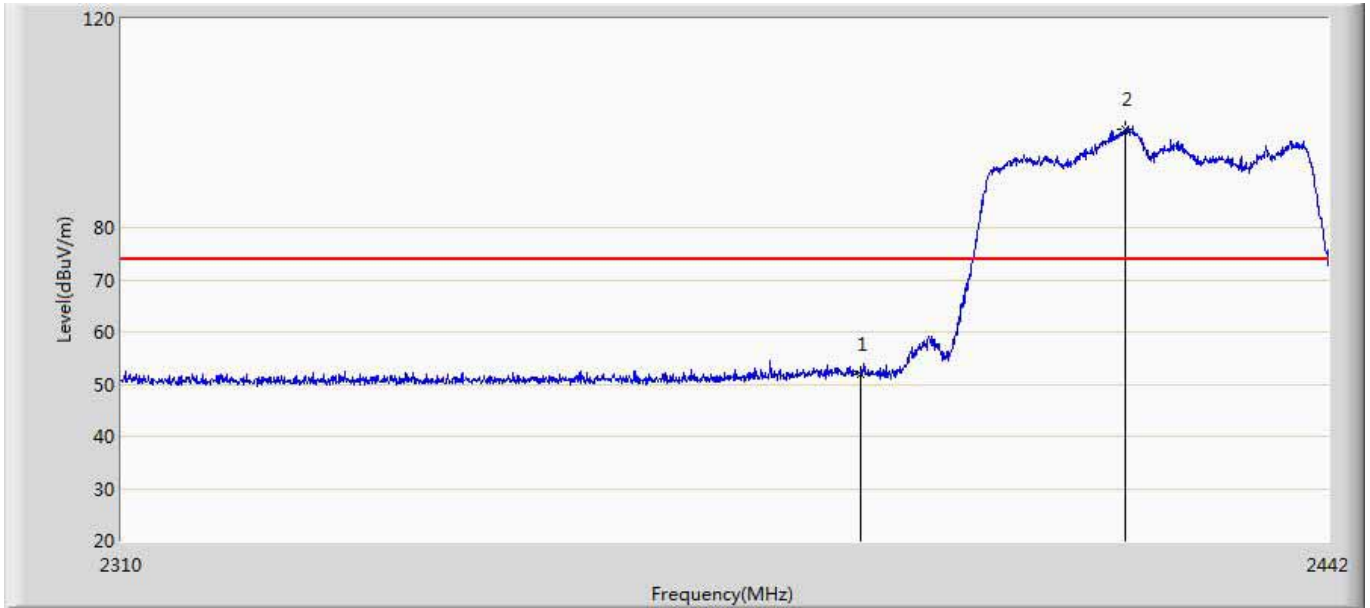
No	Mark	Frequency (MHz)	Measure Level (dBuV/m)	Reading Level (dBuV)	Over Limit (dB)	Limit (dBuV/m)	Factor (dB)	Type
1		2390.000	64.413	28.327	-9.587	74.000	36.086	PK
2	*	2411.178	109.924	73.765	35.924	74.000	36.159	PK

Engineer: Damon	
Site: AC5	Time: 2017/09/24 - 21:36
Limit: FCC_Part15.209_RE(3m)	Margin: 0
Probe: Horn_3117_00167055(1-18GHz)	Polarity: Vertical
EUT: XIAOMI ROUTER HD	Power: AC 120V/60Hz
Note: Mode 6:Transmit at channel 2422MHz by 11AC40	



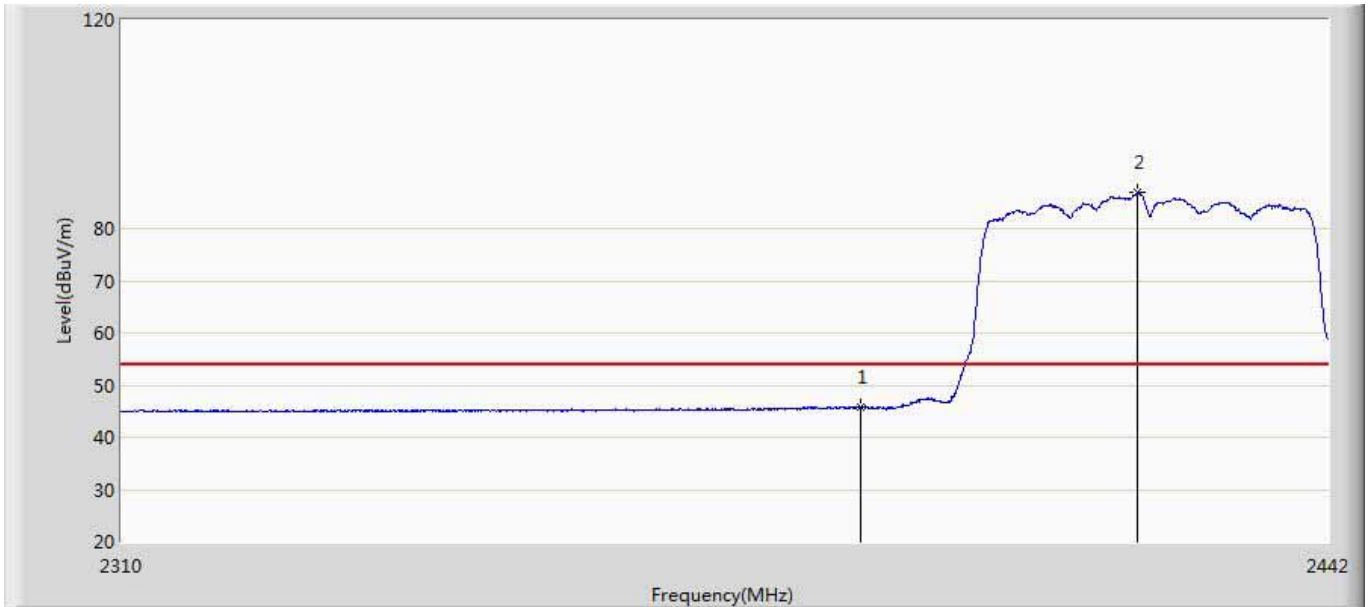
No	Mark	Frequency (MHz)	Measure Level (dBuV/m)	Reading Level (dBuV)	Over Limit (dB)	Limit (dBuV/m)	Factor (dB)	Type
1		2390.000	53.148	17.062	-0.852	54.000	36.086	AV
2	*	2412.366	99.072	62.913	45.072	54.000	36.160	AV

Engineer: Damon	
Site: AC5	Time: 2017/09/24 - 21:41
Limit: FCC_Part15.209_RE(3m)	Margin: 0
Probe: Horn_3117_00167055(1-18GHz)	Polarity: Horizontal
EUT: XIAOMI ROUTER HD	Power: AC 120V/60Hz
Note: Mode 6:Transmit at channel 2422MHz by 11AC40	



No	Mark	Frequency (MHz)	Measure Level (dBuV/m)	Reading Level (dBuV)	Over Limit (dB)	Limit (dBuV/m)	Factor (dB)	Type
1		2390.000	51.997	15.911	-22.003	74.000	36.086	PK
2	*	2419.362	98.925	62.763	24.925	74.000	36.162	PK

Engineer: Damon	
Site: AC5	Time: 2017/09/24 - 21:40
Limit: FCC_Part15.209_RE(3m)	Margin: 0
Probe: Horn_3117_00167055(1-18GHz)	Polarity: Horizontal
EUT: XIAOMI ROUTER HD	Power: AC 120V/60Hz
Note: Mode 6:Transmit at channel 2422MHz by 11AC40	



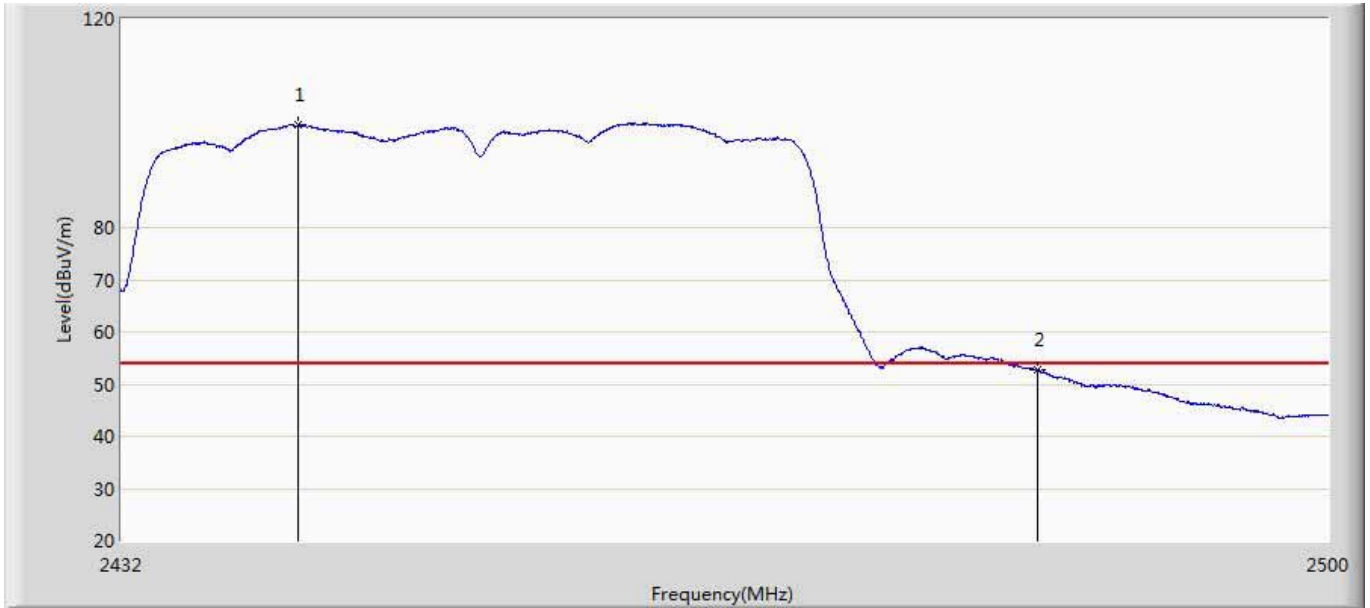
No	Mark	Frequency (MHz)	Measure Level (dBuV/m)	Reading Level (dBuV)	Over Limit (dB)	Limit (dBuV/m)	Factor (dB)	Type
1		2390.000	45.684	9.598	-8.316	54.000	36.086	AV
2	*	2420.748	86.995	50.833	32.995	54.000	36.162	AV

Engineer: Damon	
Site: AC5	Time: 2017/09/24 - 21:45
Limit: FCC_Part15.209_RE(3m)	Margin: 0
Probe: Horn_3117_00167055(1-18GHz)	Polarity: Vertical
EUT: XIAOMI ROUTER HD	Power: AC 120V/60Hz
Note: Mode 6:Transmit at channel 2452MHz by 11AC40	



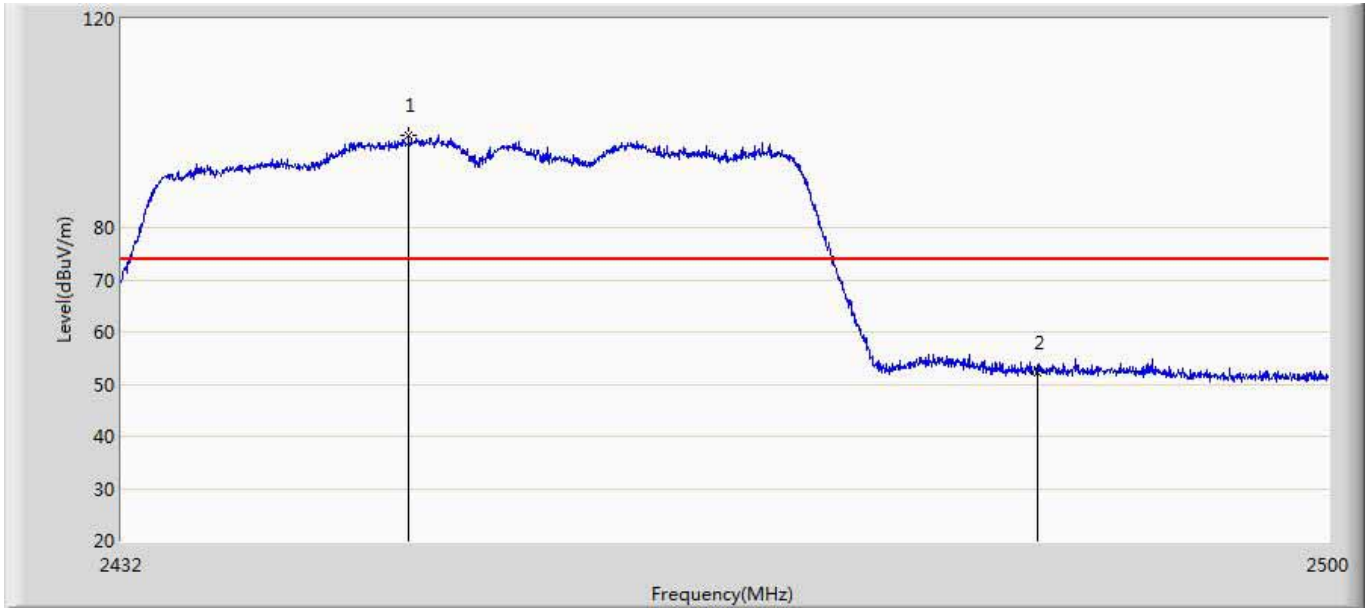
No	Mark	Frequency (MHz)	Measure Level (dBuV/m)	Reading Level (dBuV)	Over Limit (dB)	Limit (dBuV/m)	Factor (dB)	Type
1	*	2442.132	110.072	73.861	36.072	74.000	36.211	PK
2		2483.500	63.535	27.274	-10.465	74.000	36.261	PK

Engineer: Damon	
Site: AC5	Time: 2017/09/24 - 21:42
Limit: FCC_Part15.209_RE(3m)	Margin: 0
Probe: Horn_3117_00167055(1-18GHz)	Polarity: Vertical
EUT: XIAOMI ROUTER HD	Power: AC 120V/60Hz
Note: Mode 6:Transmit at channel 2452MHz by 11AC40	



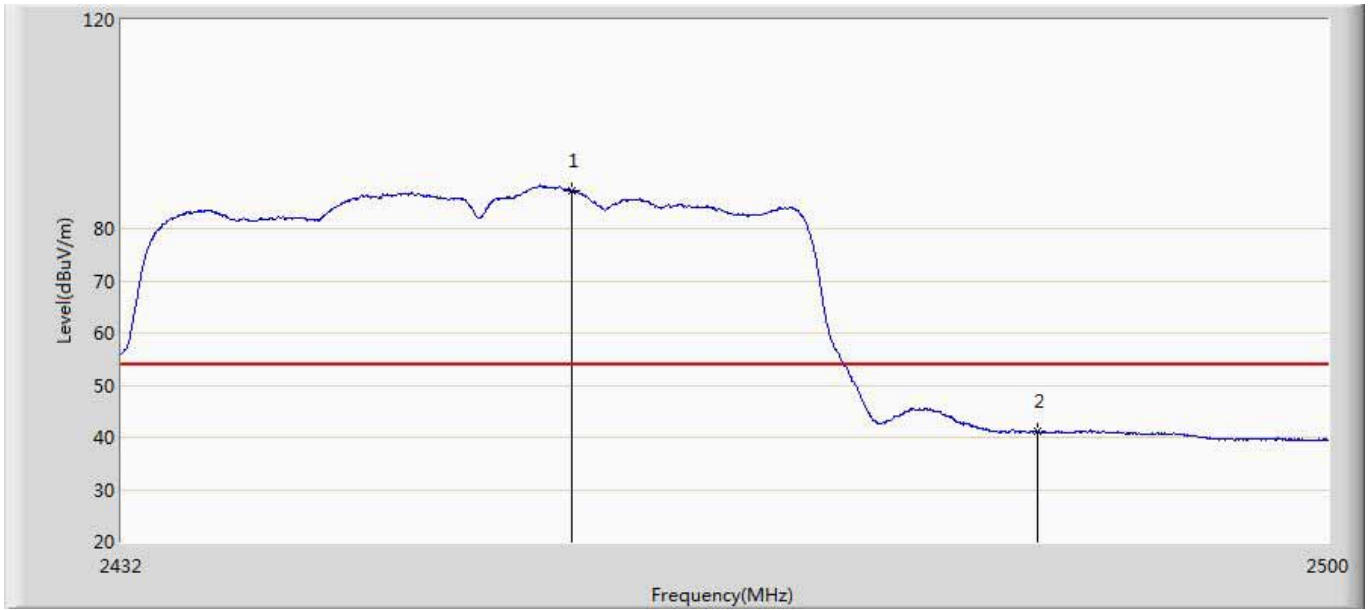
No	Mark	Frequency (MHz)	Measure Level (dBuV/m)	Reading Level (dBuV)	Over Limit (dB)	Limit (dBuV/m)	Factor (dB)	Type
1	*	2441.894	99.782	63.572	45.782	54.000	36.210	AV
2		2483.500	52.612	16.351	-1.388	54.000	36.261	AV

Engineer: Damon	
Site: AC5	Time: 2017/09/24 - 21:48
Limit: FCC_Part15.209_RE(3m)	Margin: 0
Probe: Horn_3117_00167055(1-18GHz)	Polarity: Horizontal
EUT: XIAOMI ROUTER HD	Power: AC 120V/60Hz
Note: Mode 6:Transmit at channel 2452MHz by 11AC40	



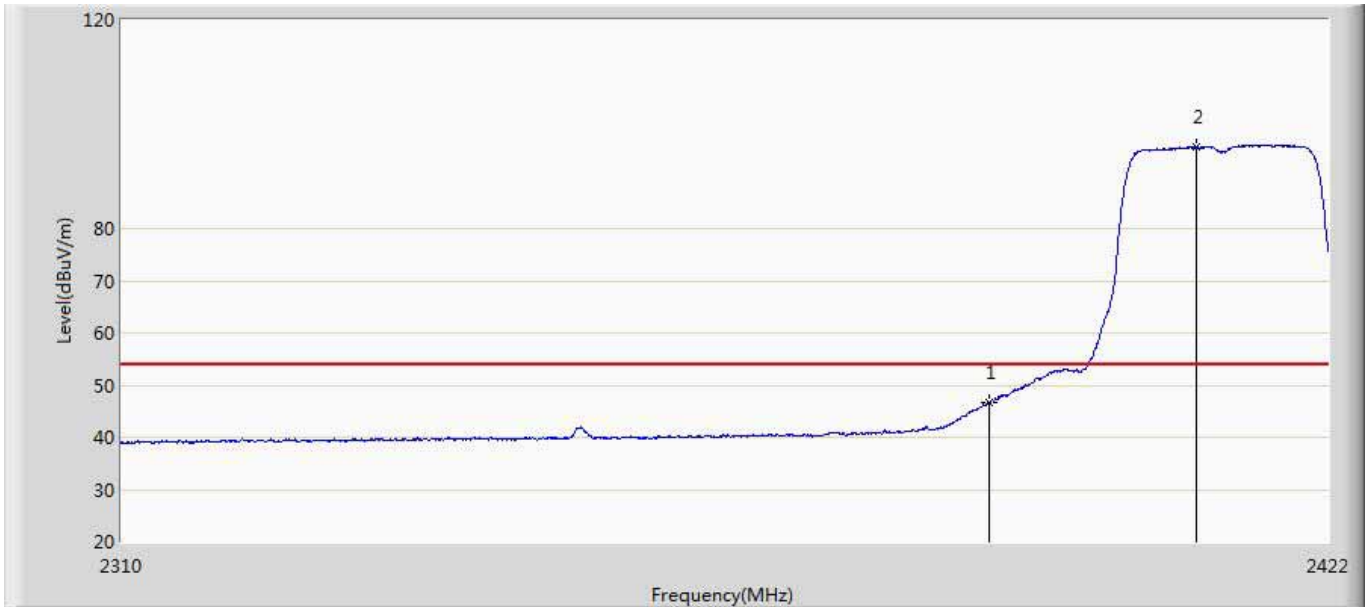
No	Mark	Frequency (MHz)	Measure Level (dBuV/m)	Reading Level (dBuV)	Over Limit (dB)	Limit (dBuV/m)	Factor (dB)	Type
1	*	2448.014	97.632	61.413	23.632	74.000	36.219	PK
2		2483.500	52.313	16.052	-21.687	74.000	36.261	PK

Engineer: Damon	
Site: AC5	Time: 2017/09/24 - 21:46
Limit: FCC_Part15.209_RE(3m)	Margin: 0
Probe: Horn_3117_00167055(1-18GHz)	Polarity: Horizontal
EUT: XIAOMI ROUTER HD	Power: AC 120V/60Hz
Note: Mode 6:Transmit at channel 2452MHz by 11AC40	



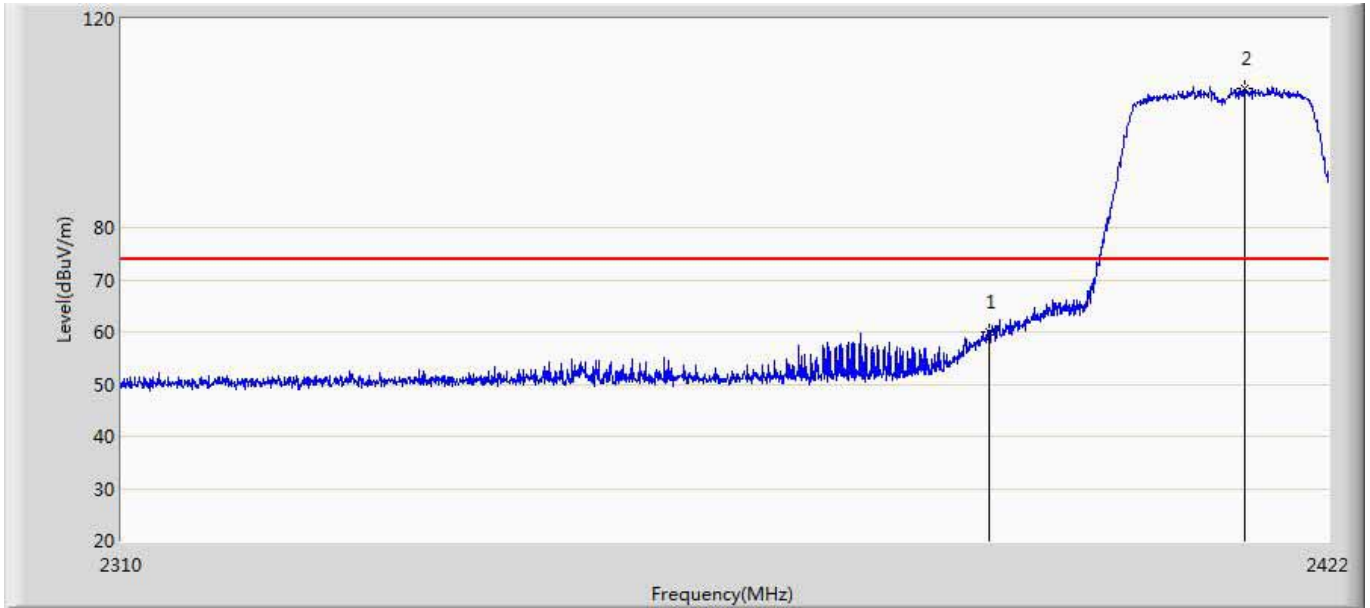
No	Mark	Frequency (MHz)	Measure Level (dBuV/m)	Reading Level (dBuV)	Over Limit (dB)	Limit (dBuV/m)	Factor (dB)	Type
1	*	2457.194	87.283	51.069	33.283	54.000	36.214	AV
2		2483.500	41.090	4.829	-12.910	54.000	36.261	AV

Engineer: Damon	
Site: AC5	Time: 2017/09/24 - 19:03
Limit: FCC_Part15.209_RE(3m)	Margin: 0
Probe: Horn_3117_00167055(1-18GHz)	Polarity: Vertical
EUT:Xiaomi Router HD	Power: AC 120V/60Hz
Note: Mode 7:Transmit at channel 2412MHz by 11N20 with Beamforming	



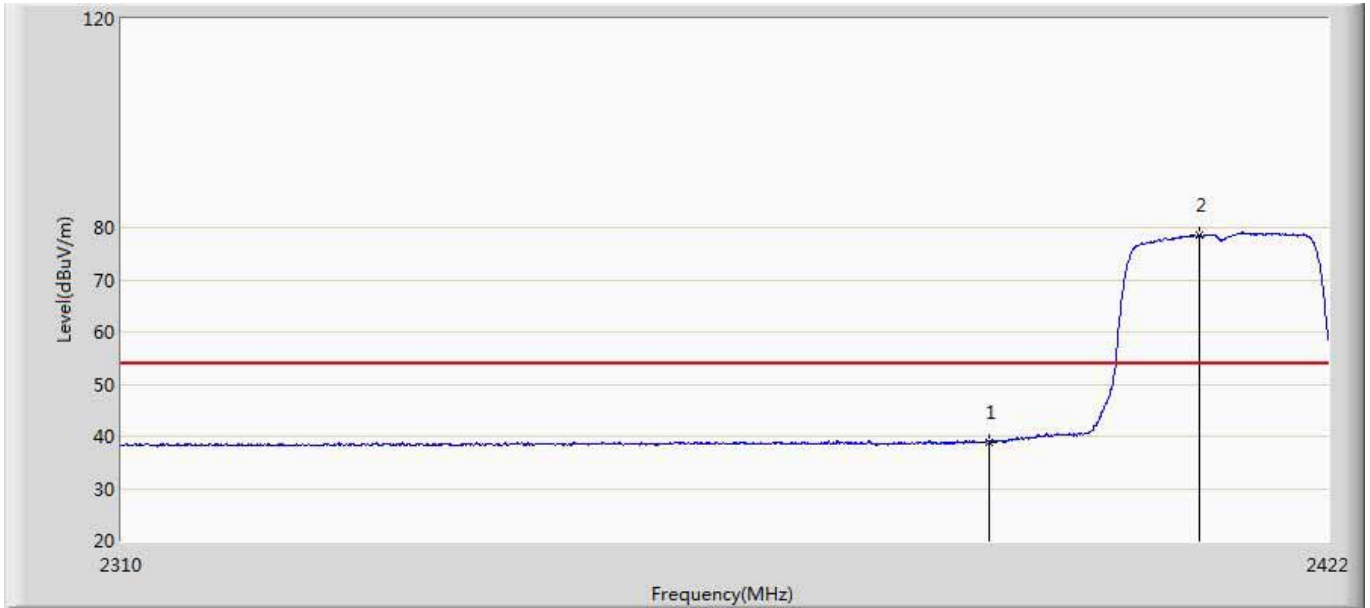
No	Mark	Frequency (MHz)	Measure Level (dBuV/m)	Reading Level (dBuV)	Over Limit (dB)	Limit (dBuV/m)	Factor (dB)	Type
1		2390.000	46.604	10.518	-7.396	54.000	36.086	AV
2	*	2409.568	95.548	59.394	41.548	54.000	36.153	AV

Engineer: Damon	
Site: AC5	Time: 2017/09/24 - 19:51
Limit: FCC_Part15.209_RE(3m)	Margin: 0
Probe: Horn_3117_00167055(1-18GHz)	Polarity: Vertical
EUT:Xiaomi Router HD	Power: AC 120V/60Hz
Note: Mode 7:Transmit at channel 2412MHz by 11N20 with Beamforming	



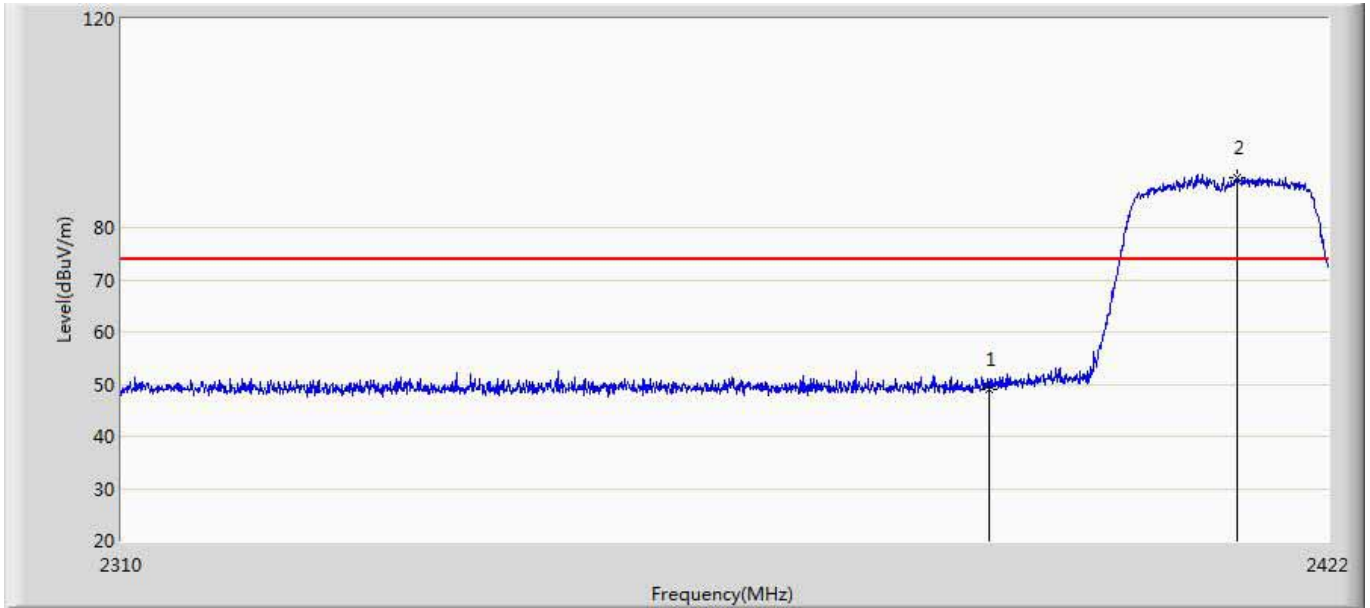
No	Mark	Frequency (MHz)	Measure Level (dBuV/m)	Reading Level (dBuV)	Over Limit (dB)	Limit (dBuV/m)	Factor (dB)	Type
1		2390.000	59.962	23.876	-14.038	74.000	36.086	PK
2	*	2414.048	106.633	70.473	32.633	74.000	36.160	PK

Engineer: Damon	
Site: AC5	Time: 2017/09/24 - 19:53
Limit: FCC_Part15.209_RE(3m)	Margin: 0
Probe: Horn_3117_00167055(1-18GHz)	Polarity: Horizontal
EUT:Xiaomi Router HD	Power: AC 120V/60Hz
Note: Mode 7:Transmit at channel 2412MHz by 11N20 with Beamforming	



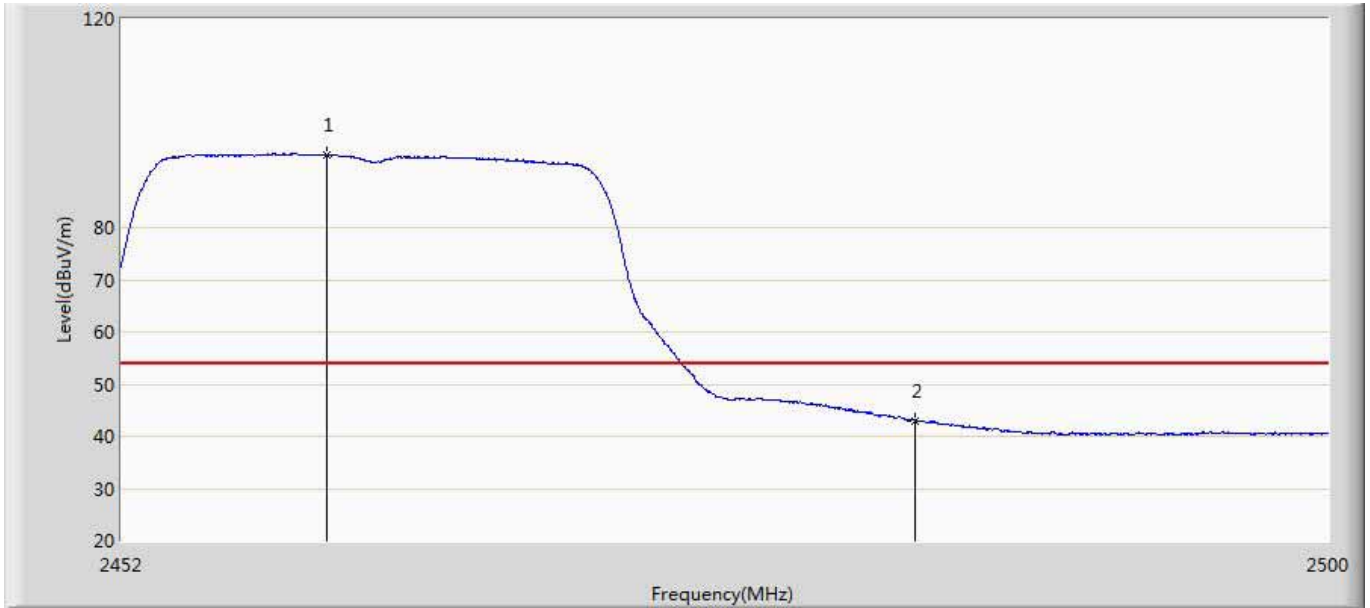
No	Mark	Frequency (MHz)	Measure Level (dBuV/m)	Reading Level (dBuV)	Over Limit (dB)	Limit (dBuV/m)	Factor (dB)	Type
1		2390.000	38.976	2.890	-15.024	54.000	36.086	AV
2	*	2409.792	78.579	42.425	24.579	54.000	36.155	AV

Engineer: Damon	
Site: AC5	Time: 2017/09/24 - 19:55
Limit: FCC_Part15.209_RE(3m)	Margin: 0
Probe: Horn_3117_00167055(1-18GHz)	Polarity: Horizontal
EUT:Xiaomi Router HD	Power: AC 120V/60Hz
Note: Mode 7:Transmit at channel 2412MHz by 11N20 with Beamforming	



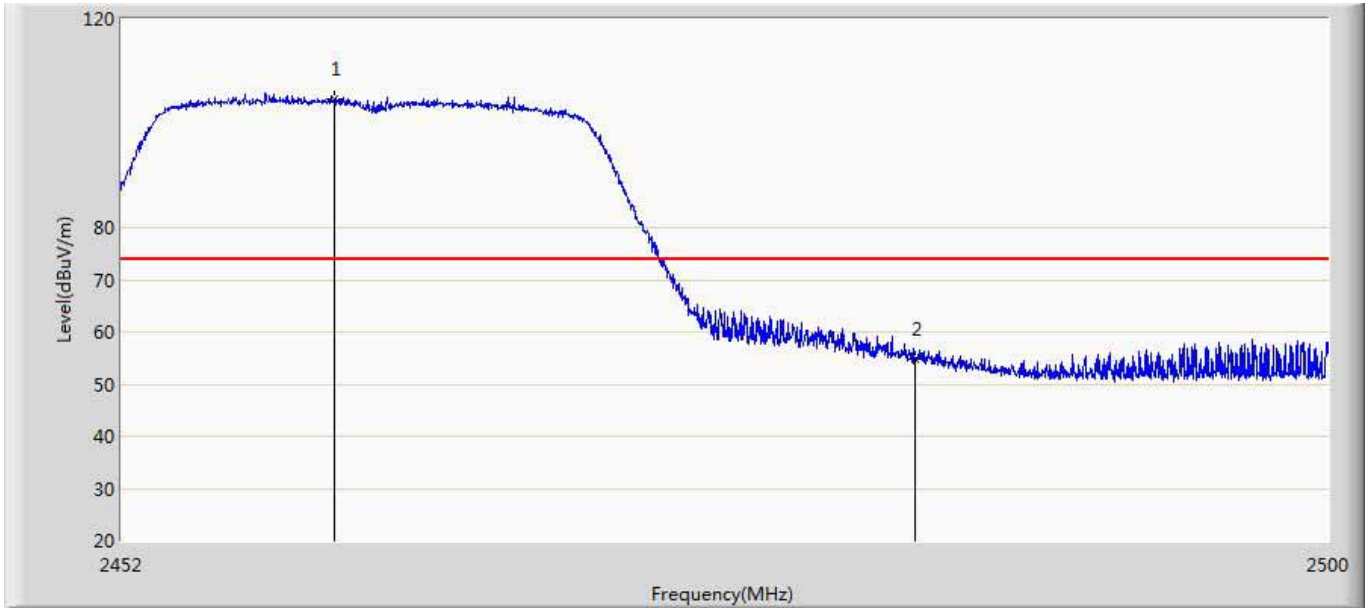
No	Mark	Frequency (MHz)	Measure Level (dBuV/m)	Reading Level (dBuV)	Over Limit (dB)	Limit (dBuV/m)	Factor (dB)	Type
1		2390.000	49.064	12.978	-24.936	74.000	36.086	PK
2	*	2413.376	89.575	53.415	15.575	74.000	36.160	PK

Engineer: Damon	
Site: AC5	Time: 2017/09/24 - 19:56
Limit: FCC_Part15.209_RE(3m)	Margin: 0
Probe: Horn_3117_00167055(1-18GHz)	Polarity: Vertical
EUT:Xiaomi Router HD	Power: AC 120V/60Hz
Note: Mode 7:Transmit at channel 2462MHz by 11N20 with Beamforming	



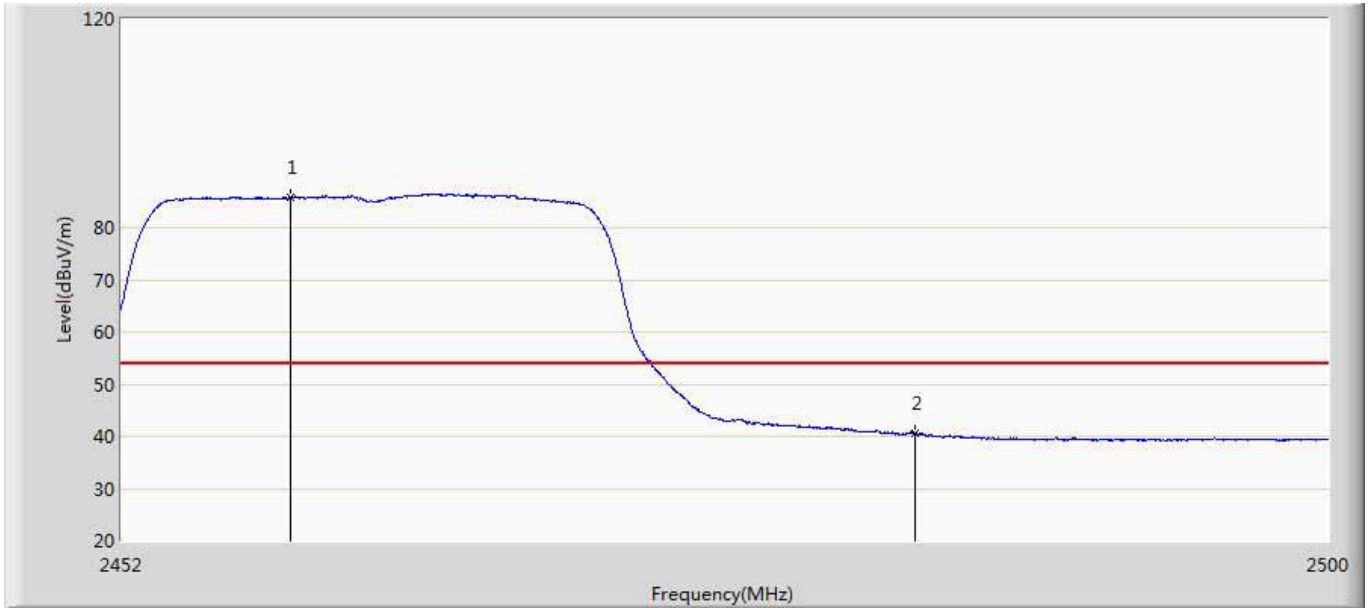
No	Mark	Frequency (MHz)	Measure Level (dBuV/m)	Reading Level (dBuV)	Over Limit (dB)	Limit (dBuV/m)	Factor (dB)	Type
1	*	2460.088	93.781	57.568	39.781	54.000	36.213	AV
2		2483.500	42.965	6.703	-11.035	54.000	36.261	AV

Engineer: Damon	
Site: AC5	Time: 2017/09/24 - 19:58
Limit: FCC_Part15.209_RE(3m)	Margin: 0
Probe: Horn_3117_00167055(1-18GHz)	Polarity: Vertical
EUT:Xiaomi Router HD	Power: AC 120V/60Hz
Note: Mode 7:Transmit at channel 2462MHz by 11N20 with Beamforming	



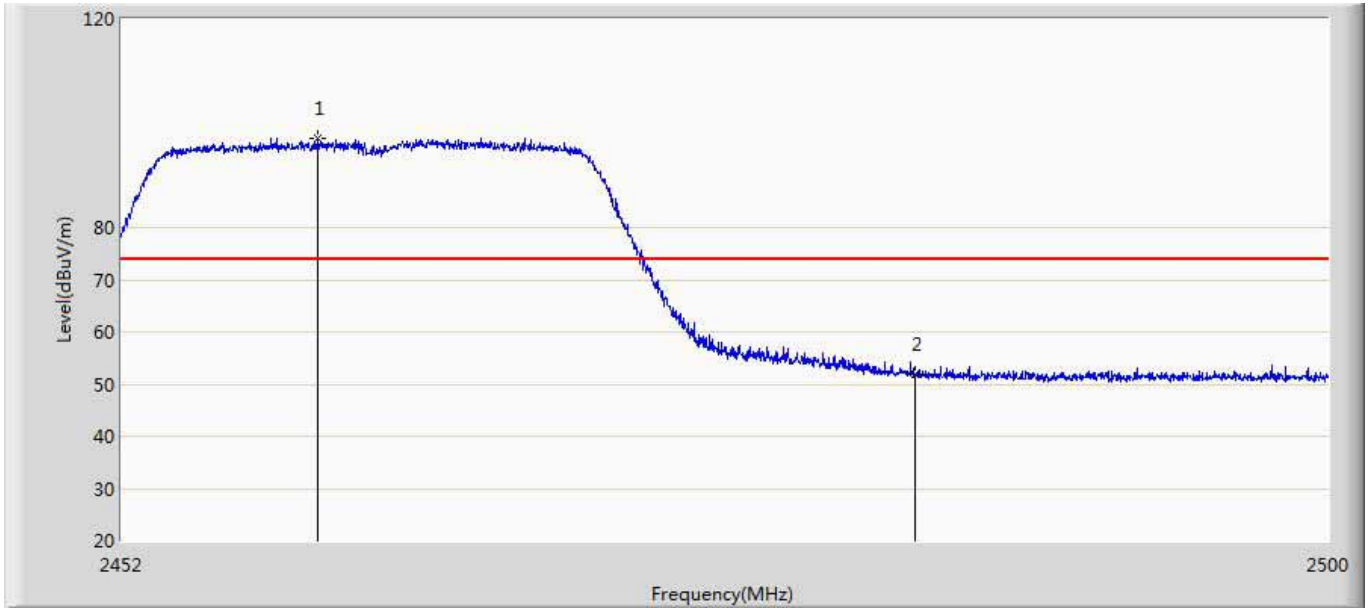
No	Mark	Frequency (MHz)	Measure Level (dBuV/m)	Reading Level (dBuV)	Over Limit (dB)	Limit (dBuV/m)	Factor (dB)	Type
1	*	2460.424	104.782	68.569	30.782	74.000	36.213	PK
2		2483.500	54.844	18.583	-19.156	74.000	36.261	PK

Engineer: Damon	
Site: AC5	Time: 2017/09/24 - 20:00
Limit: FCC_Part15.209_RE(3m)	Margin: 0
Probe: Horn_3117_00167055(1-18GHz)	Polarity: Horizontal
EUT:Xiaomi Router HD	Power: AC 120V/60Hz
Note: Mode 7:Transmit at channel 2462MHz by 11N20 with Beamforming	



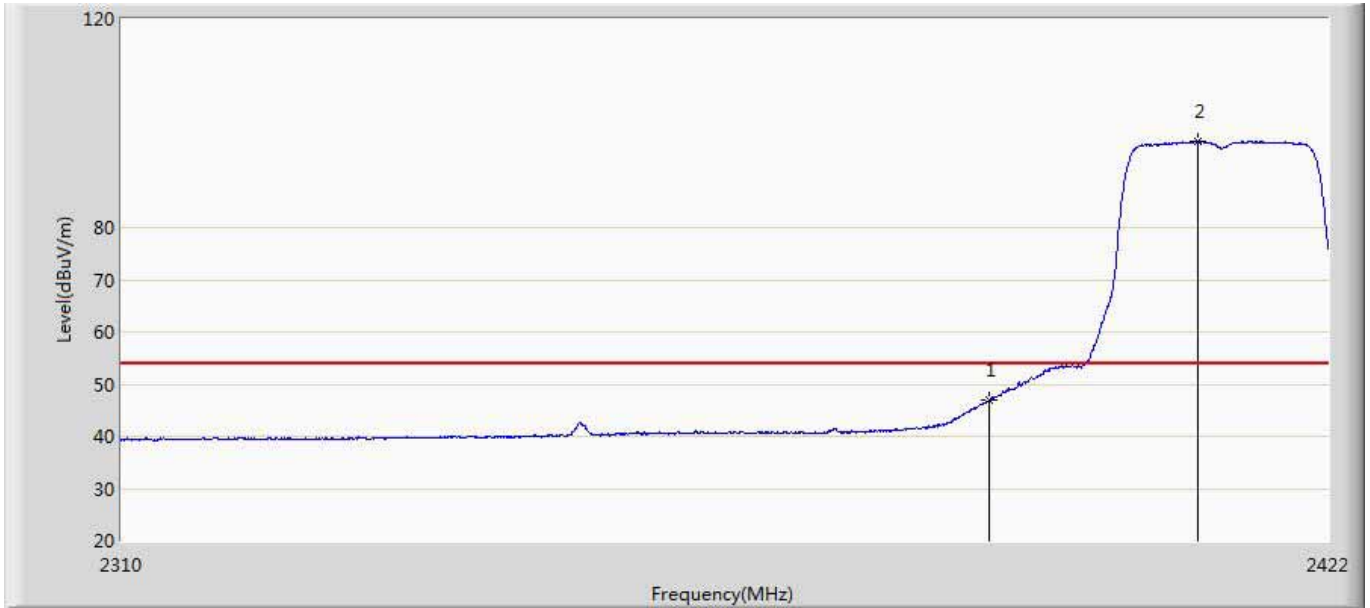
No	Mark	Frequency (MHz)	Measure Level (dBuV/m)	Reading Level (dBuV)	Over Limit (dB)	Limit (dBuV/m)	Factor (dB)	Type
1	*	2458.672	85.810	49.596	31.810	54.000	36.213	AV
2		2483.500	40.468	4.206	-13.532	54.000	36.261	AV

Engineer: Damon	
Site: AC5	Time: 2017/09/24 - 20:01
Limit: FCC_Part15.209_RE(3m)	Margin: 0
Probe: Horn_3117_00167055(1-18GHz)	Polarity: Horizontal
EUT:Xiaomi Router HD	Power: AC 120V/60Hz
Note: Mode 7:Transmit at channel 2462MHz by 11N20 with Beamforming	



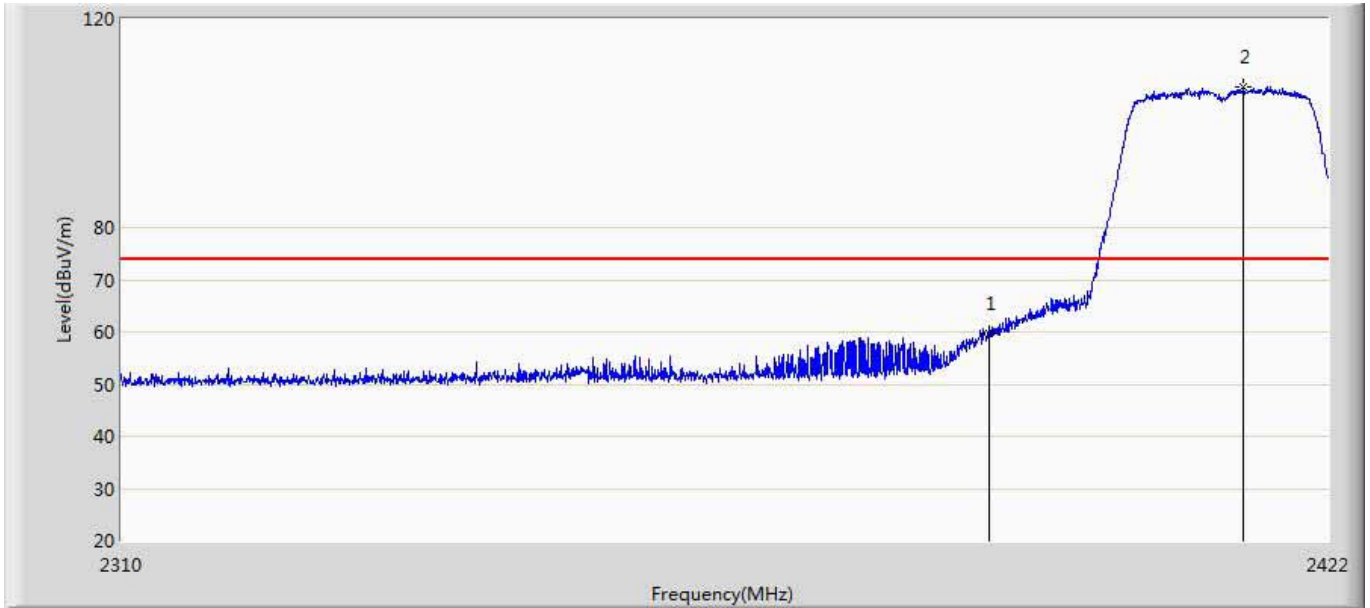
No	Mark	Frequency (MHz)	Measure Level (dBuV/m)	Reading Level (dBuV)	Over Limit (dB)	Limit (dBuV/m)	Factor (dB)	Type
1	*	2459.776	97.236	61.023	23.236	74.000	36.213	PK
2		2483.500	51.746	15.485	-22.254	74.000	36.261	PK

Engineer: Damon	
Site: AC5	Time: 2017/09/24 - 20:11
Limit: FCC_Part15.209_RE(3m)	Margin: 0
Probe: Horn_3117_00167055(1-18GHz)	Polarity: Vertical
EUT:Xiaomi Router HD	Power: AC 120V/60Hz
Note: Mode 8:Transmit at channel 2412MHz by 11AC20 with Beamforming	



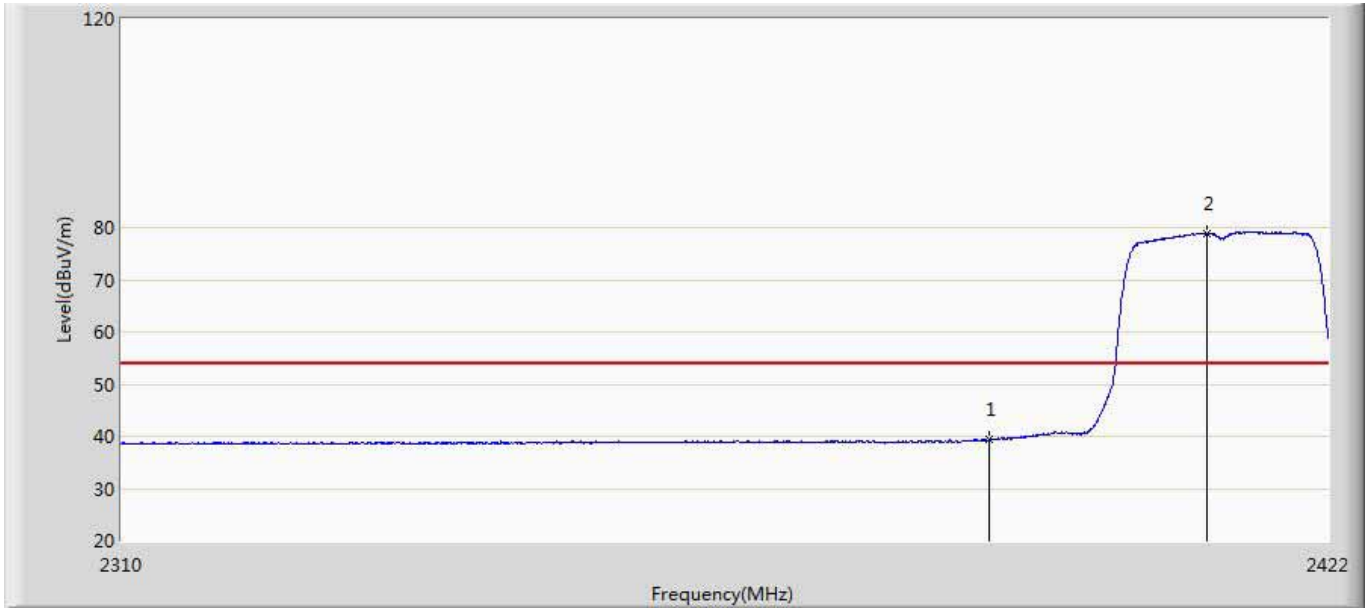
No	Mark	Frequency (MHz)	Measure Level (dBuV/m)	Reading Level (dBuV)	Over Limit (dB)	Limit (dBuV/m)	Factor (dB)	Type
1		2390.000	46.869	10.783	-7.131	54.000	36.086	AV
2	*	2409.624	96.581	60.427	42.581	54.000	36.153	AV

Engineer: Damon	
Site: AC5	Time: 2017/09/24 - 20:22
Limit: FCC_Part15.209_RE(3m)	Margin: 0
Probe: Horn_3117_00167055(1-18GHz)	Polarity: Vertical
EUT:Xiaomi Router HD	Power: AC 120V/60Hz
Note: Mode 8:Transmit at channel 2412MHz by 11AC20 with Beamforming	



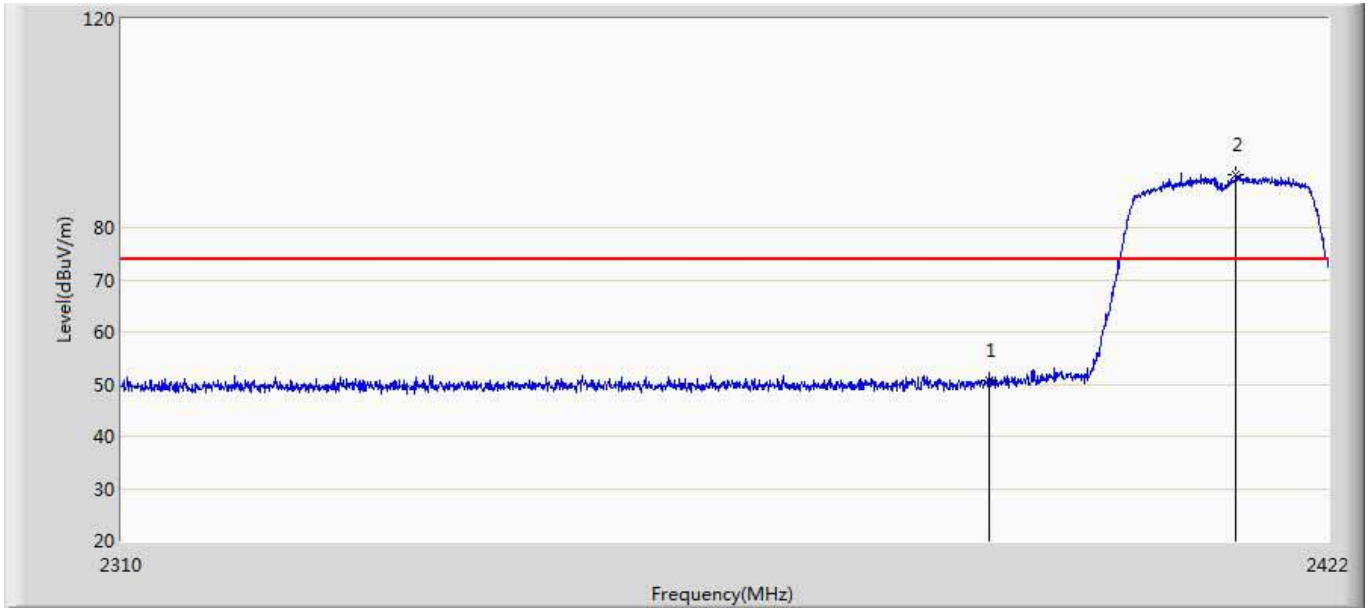
No	Mark	Frequency (MHz)	Measure Level (dBuV/m)	Reading Level (dBuV)	Over Limit (dB)	Limit (dBuV/m)	Factor (dB)	Type
1		2390.000	59.685	23.599	-14.315	74.000	36.086	PK
2	*	2413.992	106.843	70.683	32.843	74.000	36.160	PK

Engineer: Damon	
Site: AC5	Time: 2017/09/24 - 20:23
Limit: FCC_Part15.209_RE(3m)	Margin: 0
Probe: Horn_3117_00167055(1-18GHz)	Polarity: Horizontal
EUT:Xiaomi Router HD	Power: AC 120V/60Hz
Note: Mode 8:Transmit at channel 2412MHz by 11AC20 with Beamforming	



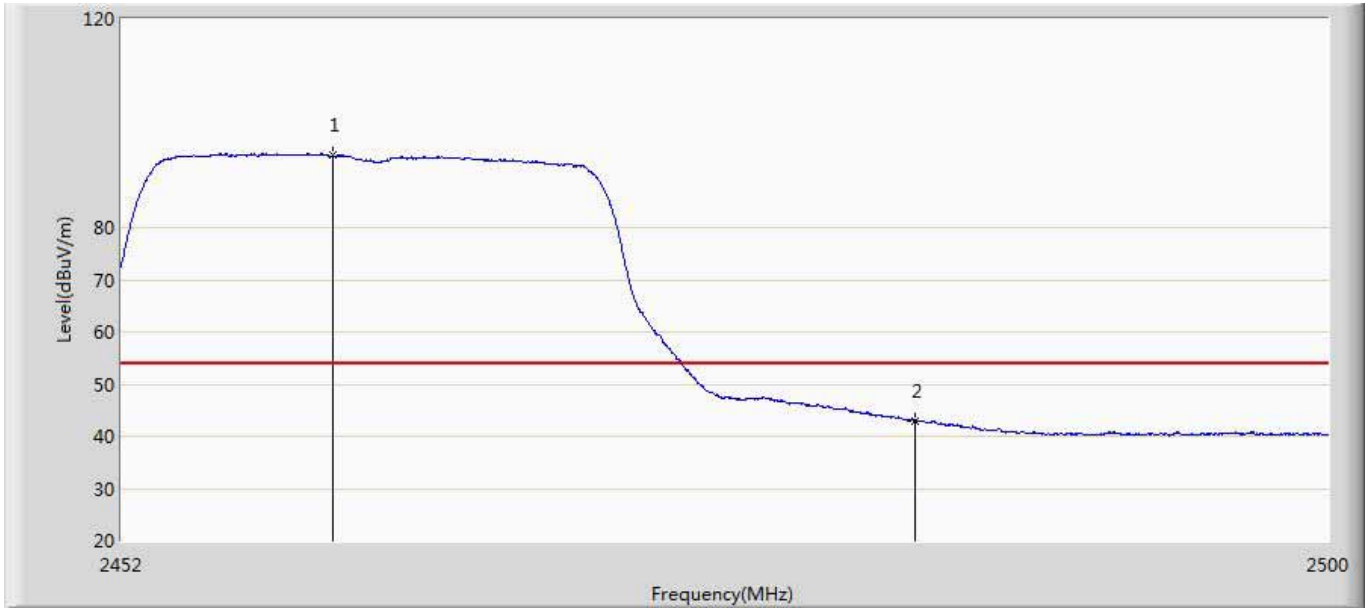
No	Mark	Frequency (MHz)	Measure Level (dBuV/m)	Reading Level (dBuV)	Over Limit (dB)	Limit (dBuV/m)	Factor (dB)	Type
1		2390.000	39.310	3.224	-14.690	54.000	36.086	AV
2	*	2410.520	78.898	42.741	24.898	54.000	36.157	AV

Engineer: Damon	
Site: AC5	Time: 2017/09/24 - 20:24
Limit: FCC_Part15.209_RE(3m)	Margin: 0
Probe: Horn_3117_00167055(1-18GHz)	Polarity: Horizontal
EUT:Xiaomi Router HD	Power: AC 120V/60Hz
Note: Mode 8:Transmit at channel 2412MHz by 11AC20 with Beamforming	



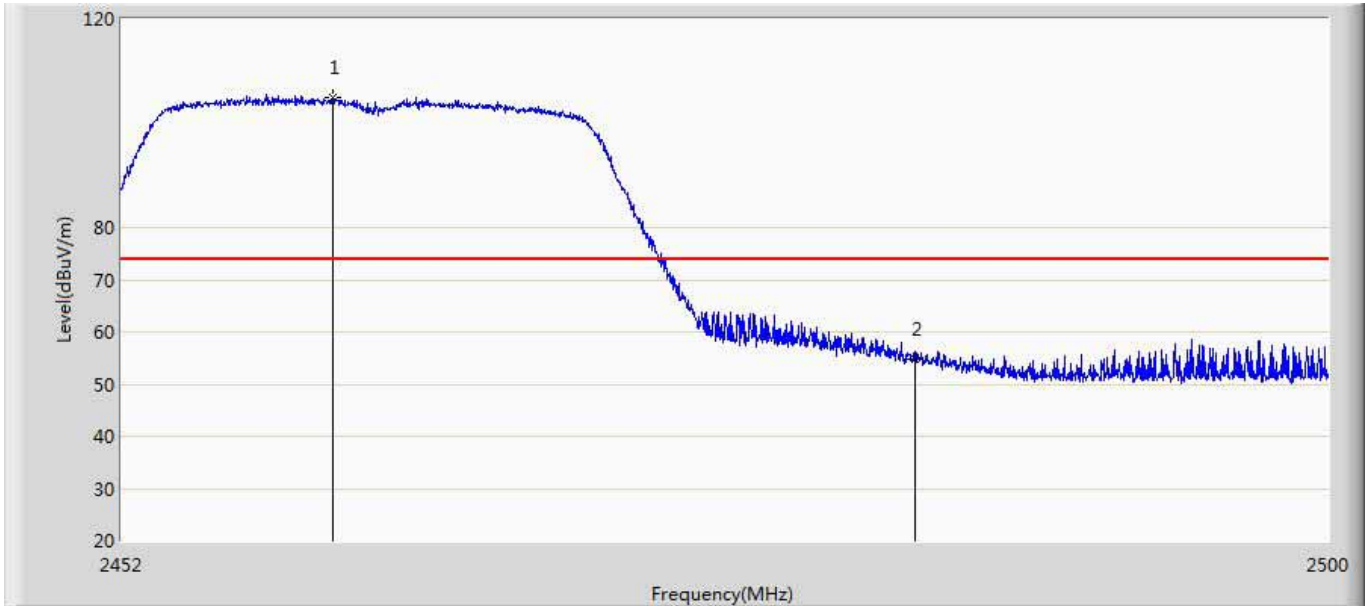
No	Mark	Frequency (MHz)	Measure Level (dBuV/m)	Reading Level (dBuV)	Over Limit (dB)	Limit (dBuV/m)	Factor (dB)	Type
1		2390.000	50.683	14.597	-23.317	74.000	36.086	PK
2	*	2413.320	90.242	54.082	16.242	74.000	36.160	PK

Engineer: Damon	
Site: AC5	Time: 2017/09/24 - 20:25
Limit: FCC_Part15.209_RE(3m)	Margin: 0
Probe: Horn_3117_00167055(1-18GHz)	Polarity: Vertical
EUT:Xiaomi Router HD	Power: AC 120V/60Hz
Note: Mode 8:Transmit at channel 2462MHz by 11AC20 with Beamforming	



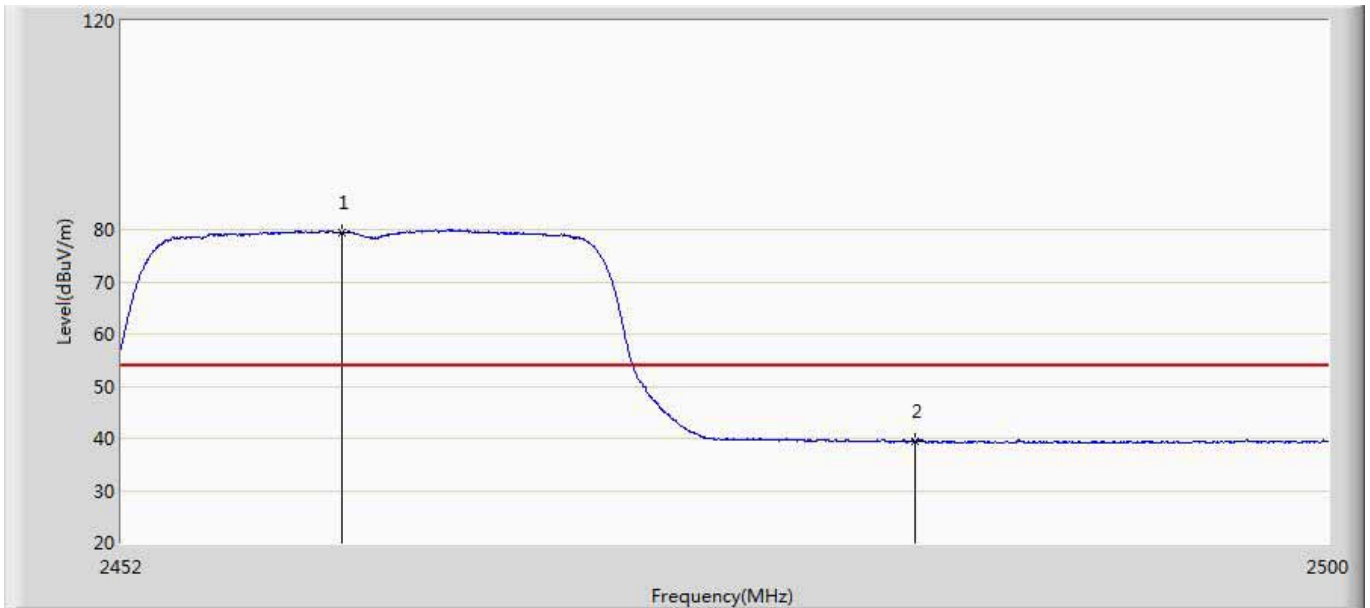
No	Mark	Frequency (MHz)	Measure Level (dBuV/m)	Reading Level (dBuV)	Over Limit (dB)	Limit (dBuV/m)	Factor (dB)	Type
1	*	2460.328	93.772	57.559	39.772	54.000	36.213	AV
2		2483.500	43.037	6.776	-10.963	54.000	36.261	AV

Engineer: Damon	
Site: AC5	Time: 2017/09/24 - 20:26
Limit: FCC_Part15.209_RE(3m)	Margin: 0
Probe: Horn_3117_00167055(1-18GHz)	Polarity: Vertical
EUT:Xiaomi Router HD	Power: AC 120V/60Hz
Note: Mode 8:Transmit at channel 2462MHz by 11AC20 with Beamforming	



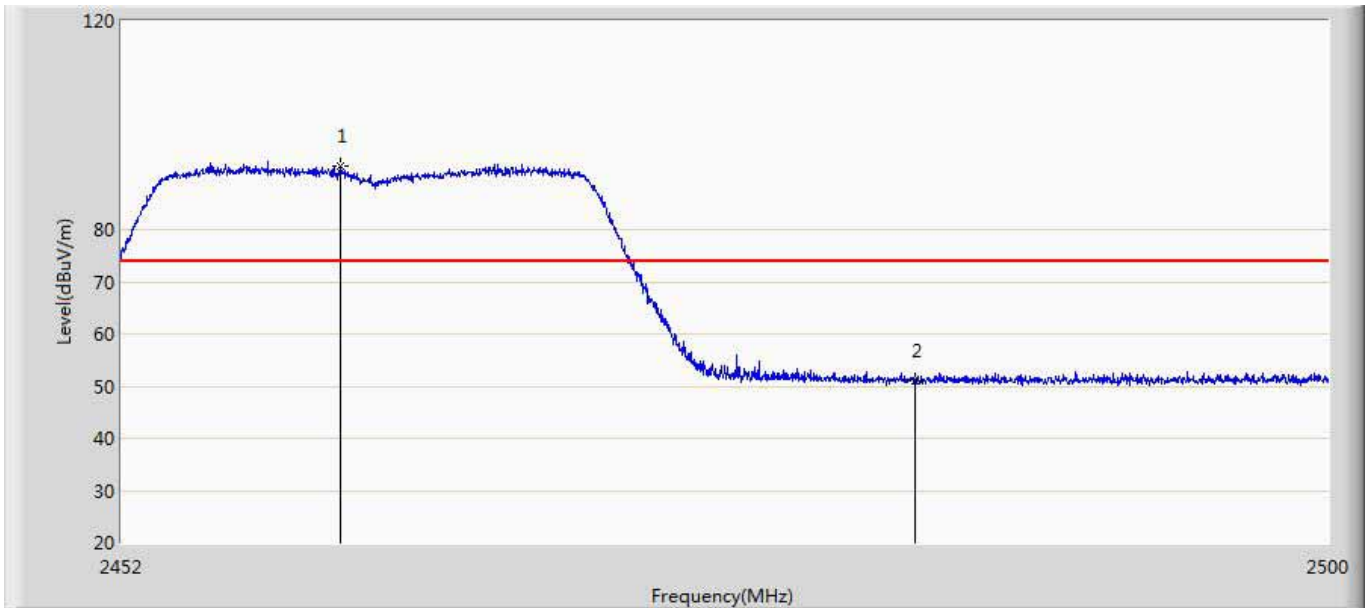
No	Mark	Frequency (MHz)	Measure Level (dBuV/m)	Reading Level (dBuV)	Over Limit (dB)	Limit (dBuV/m)	Factor (dB)	Type
1	*	2460.328	104.800	68.587	30.800	74.000	36.213	PK
2		2483.500	54.868	18.607	-19.132	74.000	36.261	PK

Engineer: Damon	
Site: AC5	Time: 2017/09/24 - 20:27
Limit: FCC_Part15.209_RE(3m)	Margin: 0
Probe: Horn_3117_00167055(1-18GHz)	Polarity: Horizontal
EUT:Xiaomi Router HD	Power: AC 120V/60Hz
Note: Mode 8:Transmit at channel 2462MHz by 11AC20 with Beamforming	



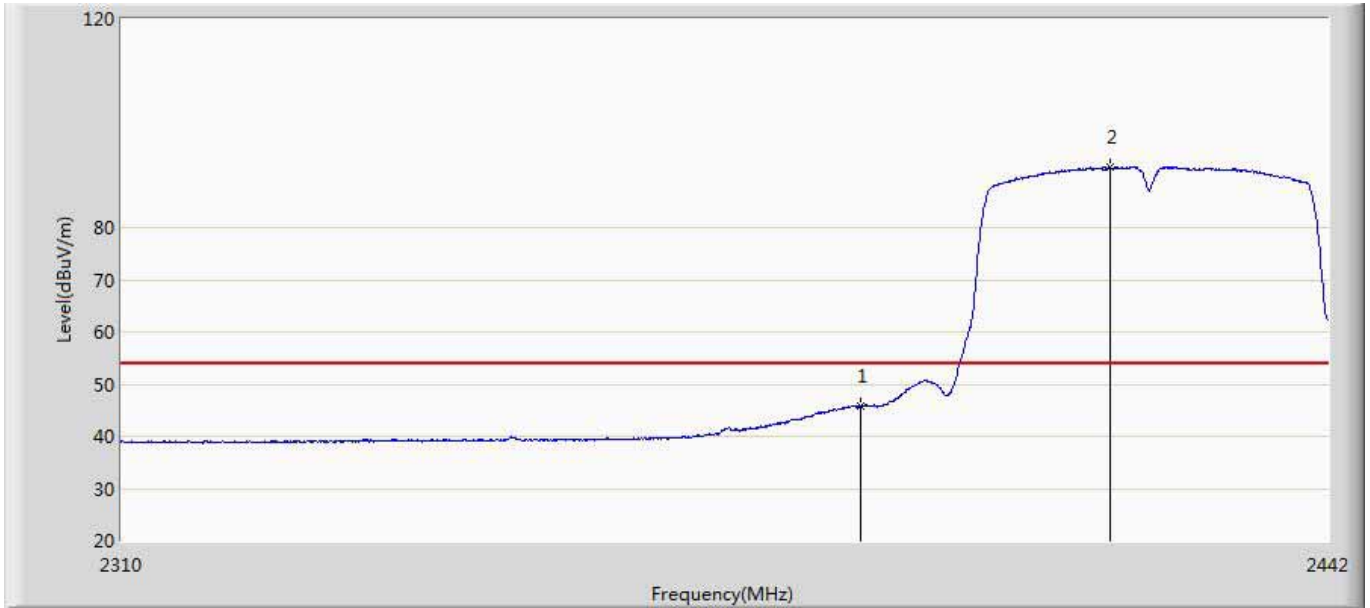
No	Mark	Frequency (MHz)	Measure Level (dBuV/m)	Reading Level (dBuV)	Over Limit (dB)	Limit (dBuV/m)	Factor (dB)	Type
1	*	2460.712	79.477	43.264	25.477	54.000	36.212	AV
2		2483.500	39.305	3.044	-14.695	54.000	36.261	AV

Engineer: Damon	
Site: AC5	Time: 2017/09/24 - 20:28
Limit: FCC_Part15.209_RE(3m)	Margin: 0
Probe: Horn_3117_00167055(1-18GHz)	Polarity: Horizontal
EUT:Xiaomi Router HD	Power: AC 120V/60Hz
Note: Mode 8:Transmit at channel 2462MHz by 11AC20 with Beamforming	



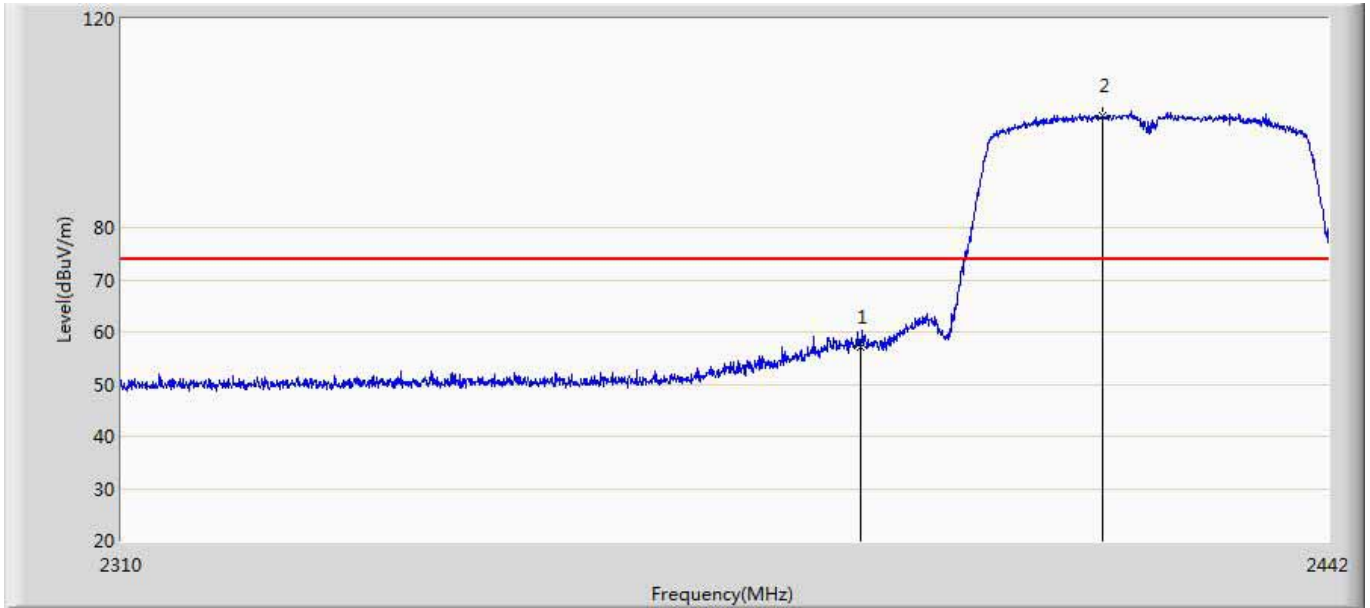
No	Mark	Frequency (MHz)	Measure Level (dBuV/m)	Reading Level (dBuV)	Over Limit (dB)	Limit (dBuV/m)	Factor (dB)	Type
1	*	2460.640	92.052	55.839	18.052	74.000	36.212	PK
2		2483.500	50.887	14.626	-23.113	74.000	36.261	PK

Engineer: Damon	
Site: AC5	Time: 2017/09/24 - 20:30
Limit: FCC_Part15.209_RE(3m)	Margin: 0
Probe: Horn_3117_00167055(1-18GHz)	Polarity: Vertical
EUT:Xiaomi Router HD	Power: AC 120V/60Hz
Note: Mode 9:Transmit at channel 2422MHz by 11N40 with Beamforming	



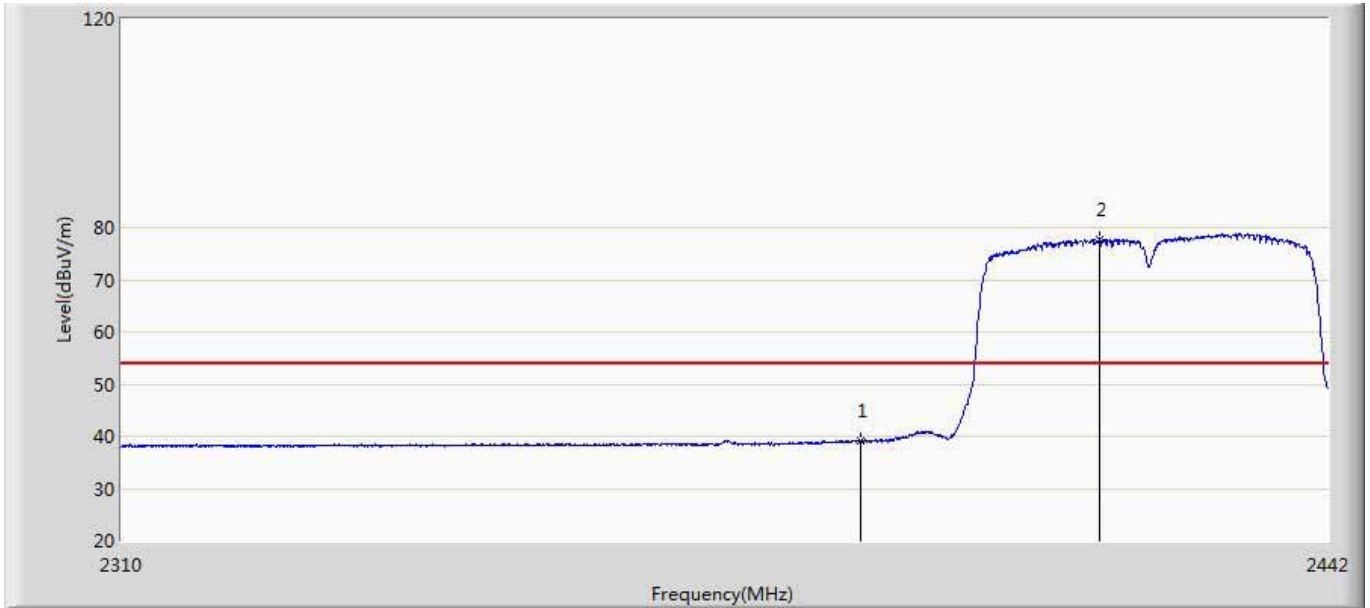
No	Mark	Frequency (MHz)	Measure Level (dBuV/m)	Reading Level (dBuV)	Over Limit (dB)	Limit (dBuV/m)	Factor (dB)	Type
1		2390.000	45.901	9.815	-8.099	54.000	36.086	AV
2	*	2417.580	91.584	55.423	37.584	54.000	36.161	AV

Engineer: Damon	
Site: AC5	Time: 2017/09/24 - 20:32
Limit: FCC_Part15.209_RE(3m)	Margin: 0
Probe: Horn_3117_00167055(1-18GHz)	Polarity: Vertical
EUT:Xiaomi Router HD	Power: AC 120V/60Hz
Note: Mode 9:Transmit at channel 2422MHz by 11N40 with Beamforming	



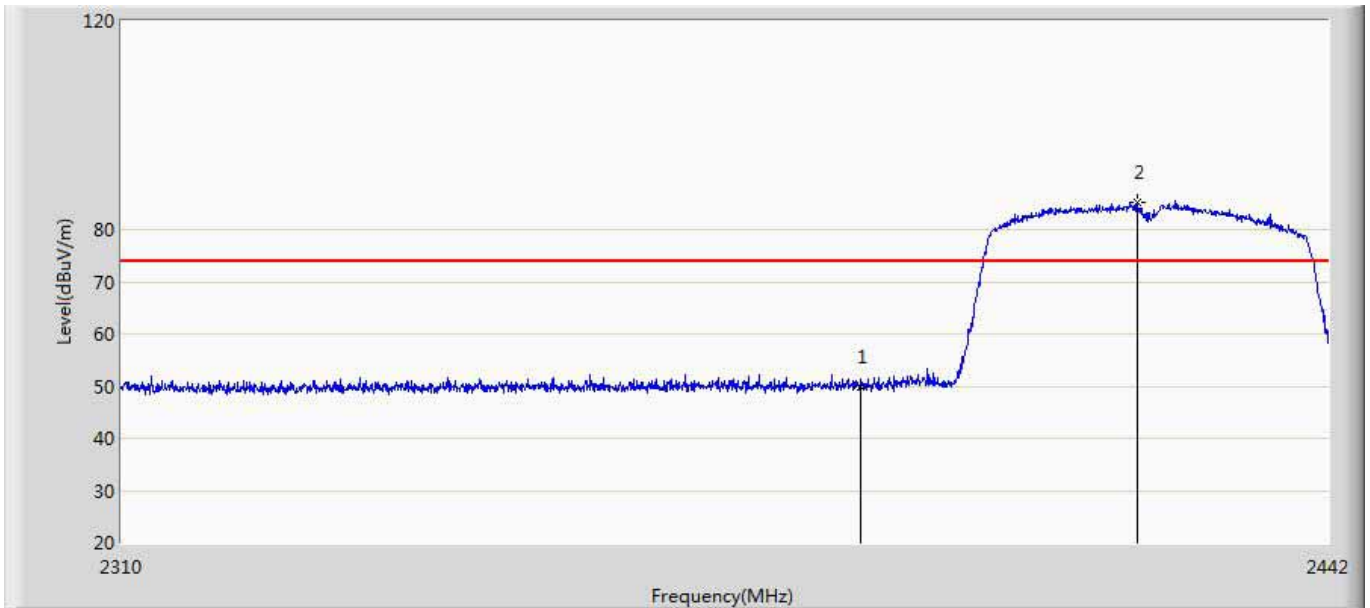
No	Mark	Frequency (MHz)	Measure Level (dBuV/m)	Reading Level (dBuV)	Over Limit (dB)	Limit (dBuV/m)	Factor (dB)	Type
1		2390.000	57.201	21.115	-16.799	74.000	36.086	PK
2	*	2416.854	101.340	65.179	27.340	74.000	36.161	PK

Engineer: Damon	
Site: AC5	Time: 2017/09/24 - 20:33
Limit: FCC_Part15.209_RE(3m)	Margin: 0
Probe: Horn_3117_00167055(1-18GHz)	Polarity: Horizontal
EUT:Xiaomi Router HD	Power: AC 120V/60Hz
Note: Mode 9:Transmit at channel 2422MHz by 11N40 with Beamforming	



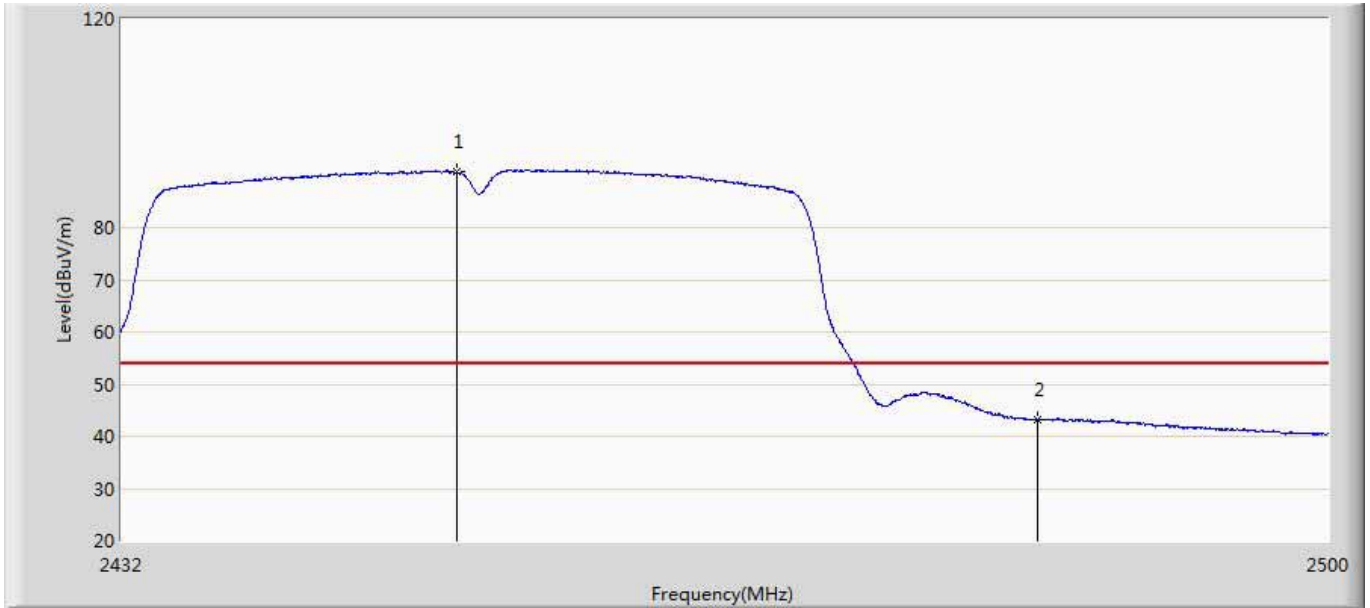
No	Mark	Frequency (MHz)	Measure Level (dBuV/m)	Reading Level (dBuV)	Over Limit (dB)	Limit (dBuV/m)	Factor (dB)	Type
1		2390.000	39.023	2.937	-14.977	54.000	36.086	AV
2	*	2416.392	77.741	41.580	23.741	54.000	36.161	AV

Engineer: Damon	
Site: AC5	Time: 2017/09/24 - 20:38
Limit: FCC_Part15.209_RE(3m)	Margin: 0
Probe: Horn_3117_00167055(1-18GHz)	Polarity: Horizontal
EUT:Xiaomi Router HD	Power: AC 120V/60Hz
Note: Mode 9:Transmit at channel 2422MHz by 11N40 with Beamforming	



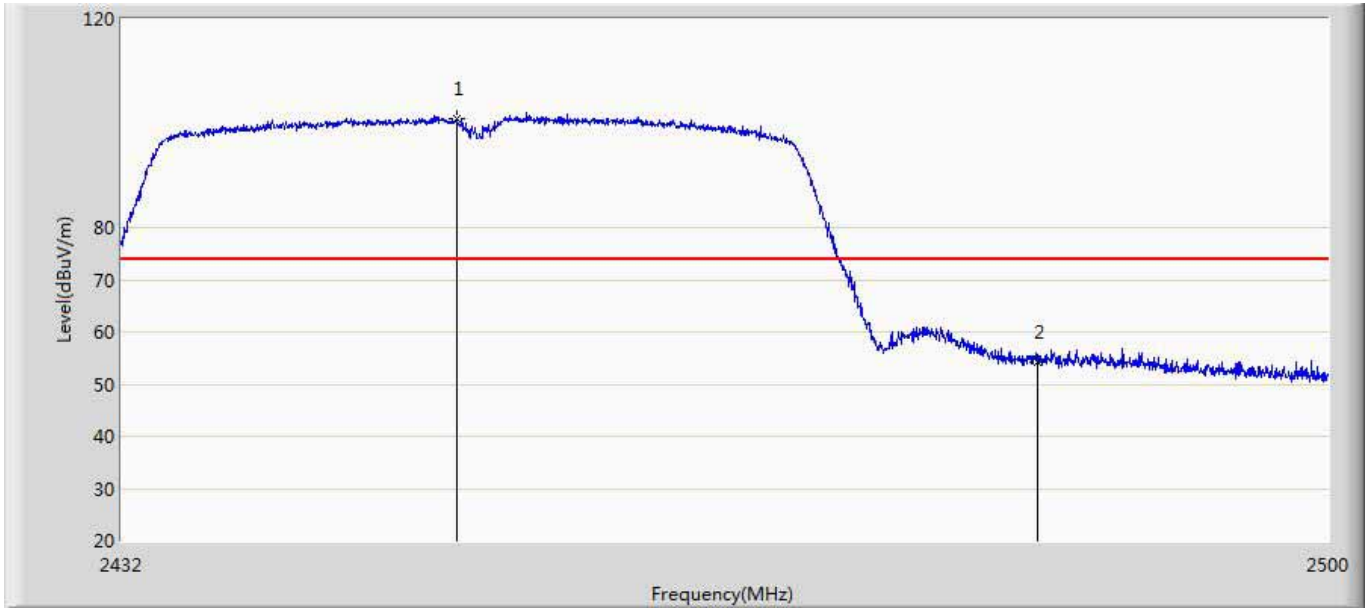
No	Mark	Frequency (MHz)	Measure Level (dBuV/m)	Reading Level (dBuV)	Over Limit (dB)	Limit (dBuV/m)	Factor (dB)	Type
1		2390.000	49.970	13.884	-24.030	74.000	36.086	PK
2	*	2420.682	85.084	48.922	11.084	74.000	36.162	PK

Engineer: Damon	
Site: AC5	Time: 2017/09/24 - 20:39
Limit: FCC_Part15.209_RE(3m)	Margin: 0
Probe: Horn_3117_00167055(1-18GHz)	Polarity: Vertical
EUT:Xiaomi Router HD	Power: AC 120V/60Hz
Note: Mode 9:Transmit at channel 2452MHz by 11N40 with Beamforming	



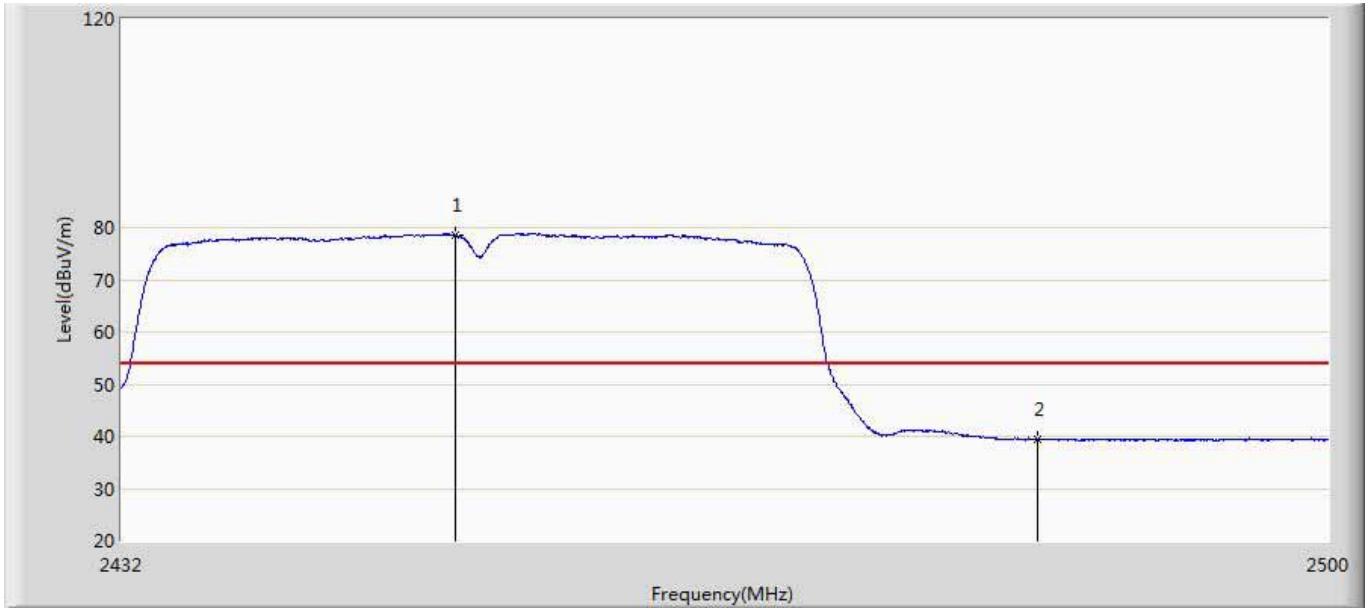
No	Mark	Frequency (MHz)	Measure Level (dBuV/m)	Reading Level (dBuV)	Over Limit (dB)	Limit (dBuV/m)	Factor (dB)	Type
1	*	2450.734	90.654	54.437	36.654	54.000	36.218	AV
2		2483.500	43.130	6.868	-10.870	54.000	36.261	AV

Engineer: Damon	
Site: AC5	Time: 2017/09/24 - 20:39
Limit: FCC_Part15.209_RE(3m)	Margin: 0
Probe: Horn_3117_00167055(1-18GHz)	Polarity: Vertical
EUT:Xiaomi Router HD	Power: AC 120V/60Hz
Note: Mode 9:Transmit at channel 2452MHz by 11N40 with Beamforming	



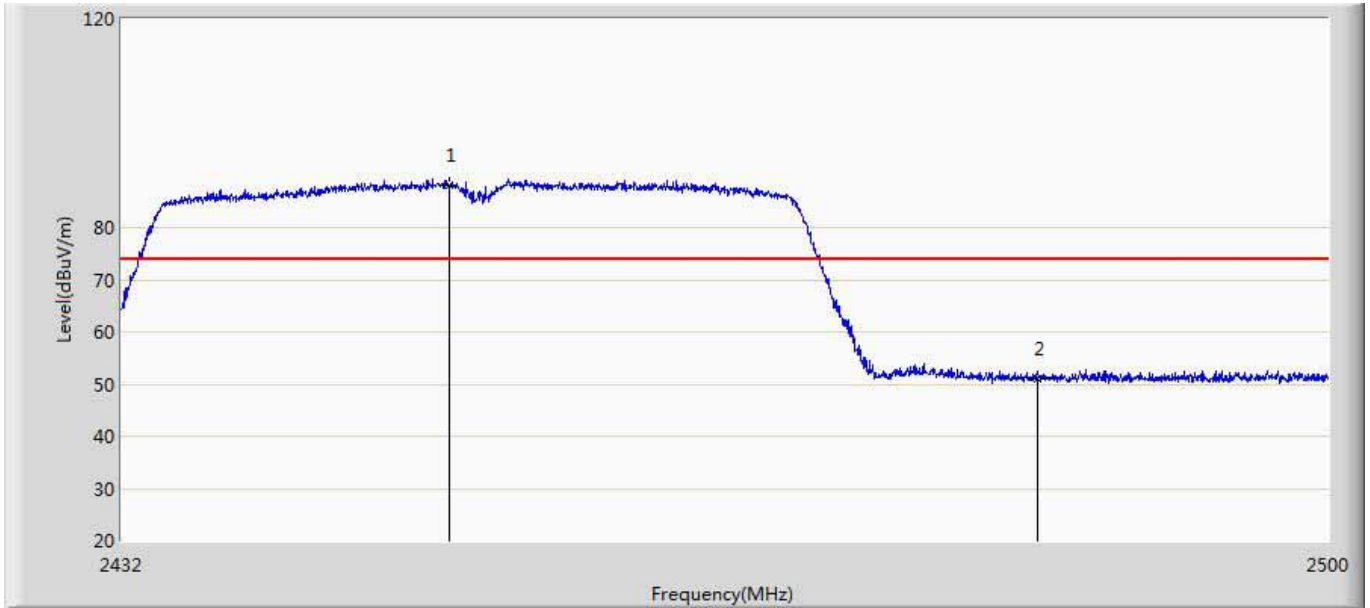
No	Mark	Frequency (MHz)	Measure Level (dBuV/m)	Reading Level (dBuV)	Over Limit (dB)	Limit (dBuV/m)	Factor (dB)	Type
1	*	2450.700	100.867	64.650	26.867	74.000	36.218	PK
2		2483.500	54.197	17.935	-19.803	74.000	36.261	PK

Engineer: Damon	
Site: AC5	Time: 2017/09/24 - 20:40
Limit: FCC_Part15.209_RE(3m)	Margin: 0
Probe: Horn_3117_00167055(1-18GHz)	Polarity: Horizontal
EUT:Xiaomi Router HD	Power: AC 120V/60Hz
Note: Mode 9:Transmit at channel 2452MHz by 11N40 with Beamforming	



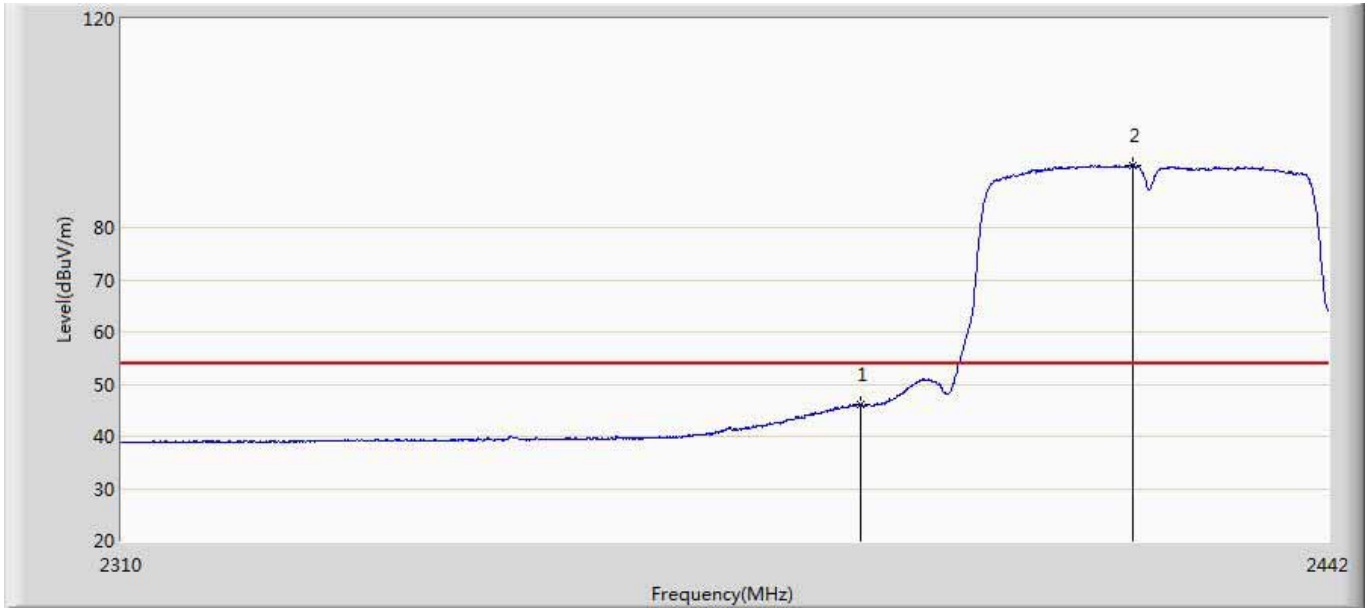
No	Mark	Frequency (MHz)	Measure Level (dBuV/m)	Reading Level (dBuV)	Over Limit (dB)	Limit (dBuV/m)	Factor (dB)	Type
1	*	2450.666	78.555	42.338	24.555	54.000	36.218	AV
2		2483.500	39.457	3.196	-14.543	54.000	36.261	AV

Engineer: Damon	
Site: AC5	Time: 2017/09/24 - 20:41
Limit: FCC_Part15.209_RE(3m)	Margin: 0
Probe: Horn_3117_00167055(1-18GHz)	Polarity: Horizontal
EUT:Xiaomi Router HD	Power: AC 120V/60Hz
Note: Mode 9:Transmit at channel 2452MHz by 11N40 with Beamforming	



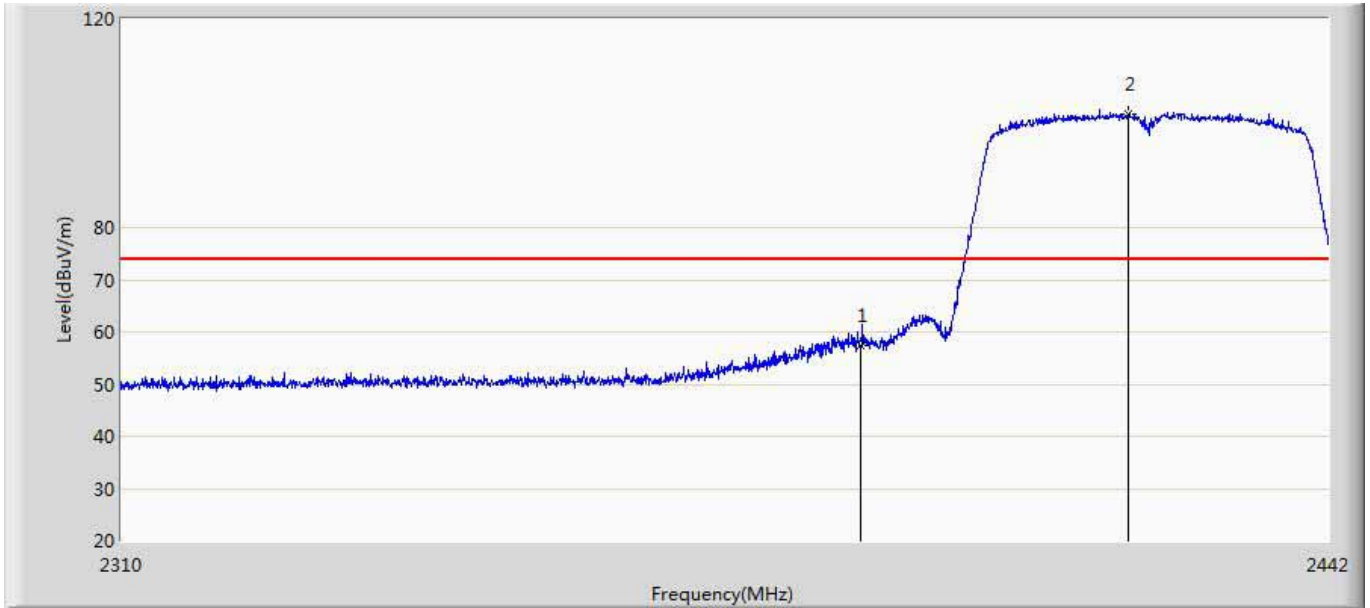
No	Mark	Frequency (MHz)	Measure Level (dBuV/m)	Reading Level (dBuV)	Over Limit (dB)	Limit (dBuV/m)	Factor (dB)	Type
1	*	2450.292	88.069	51.851	14.069	74.000	36.217	PK
2		2483.500	51.094	14.833	-22.906	74.000	36.261	PK

Engineer: Damon	
Site: AC5	Time: 2017/09/24 - 20:44
Limit: FCC_Part15.209_RE(3m)	Margin: 0
Probe: Horn_3117_00167055(1-18GHz)	Polarity: Vertical
EUT:Xiaomi Router HD	Power: AC 120V/60Hz
Note: Mode 10:Transmit at channel 2422MHz by 11AC40 with Beamforming	



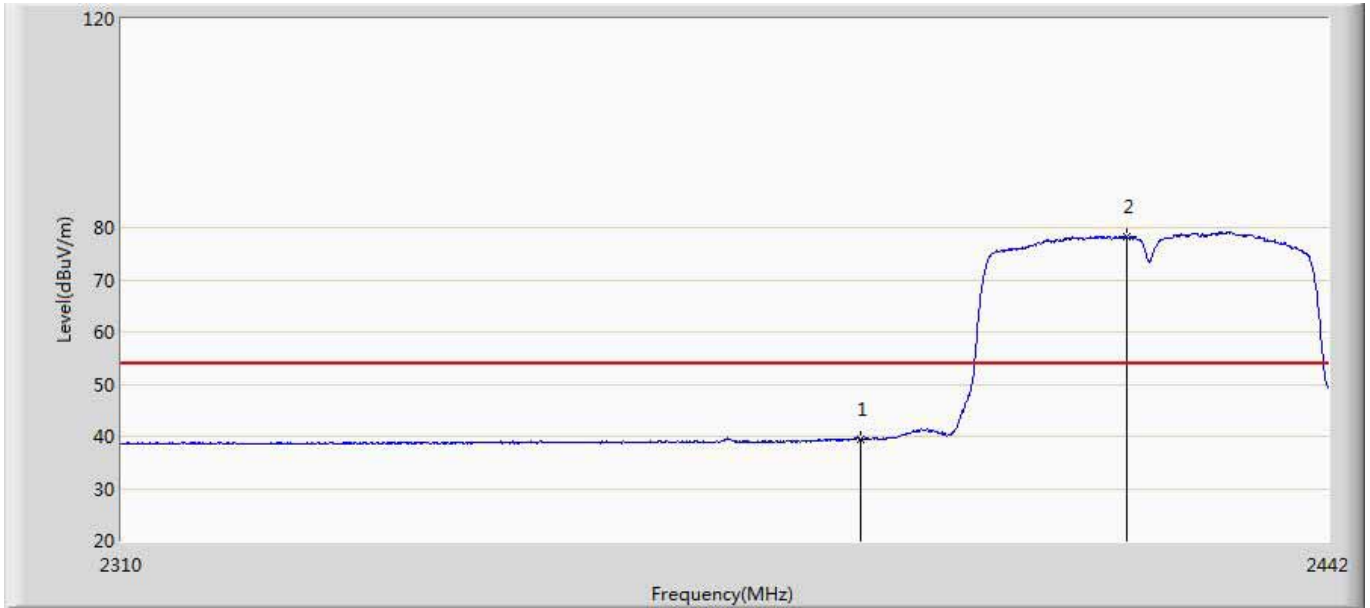
No	Mark	Frequency (MHz)	Measure Level (dBuV/m)	Reading Level (dBuV)	Over Limit (dB)	Limit (dBuV/m)	Factor (dB)	Type
1		2390.000	46.035	9.949	-7.965	54.000	36.086	AV
2	*	2420.154	91.925	55.763	37.925	54.000	36.162	AV

Engineer: Damon	
Site: AC5	Time: 2017/09/24 - 20:46
Limit: FCC_Part15.209_RE(3m)	Margin: 0
Probe: Horn_3117_00167055(1-18GHz)	Polarity: Vertical
EUT:Xiaomi Router HD	Power: AC 120V/60Hz
Note: Mode 10:Transmit at channel 2422MHz by 11AC40 with Beamforming	



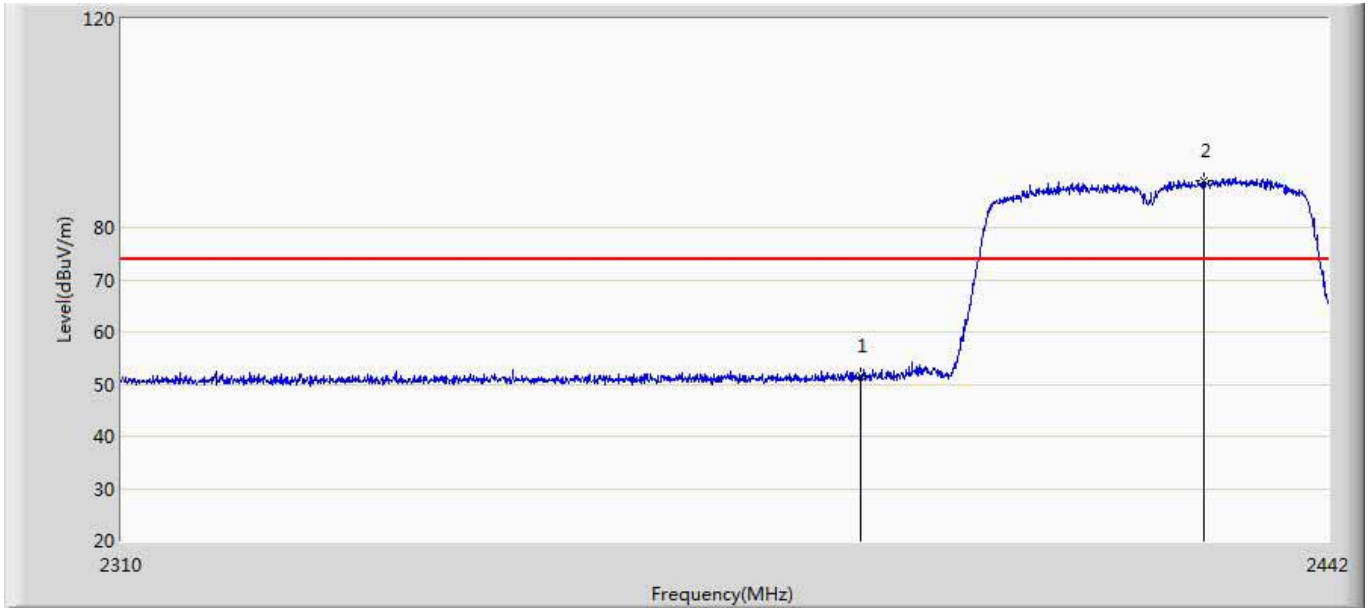
No	Mark	Frequency (MHz)	Measure Level (dBuV/m)	Reading Level (dBuV)	Over Limit (dB)	Limit (dBuV/m)	Factor (dB)	Type
1		2390.000	57.344	21.258	-16.656	74.000	36.086	PK
2	*	2419.692	101.696	65.534	27.696	74.000	36.162	PK

Engineer: Damon	
Site: AC5	Time: 2017/09/24 - 20:46
Limit: FCC_Part15.209_RE(3m)	Margin: 0
Probe: Horn_3117_00167055(1-18GHz)	Polarity: Horizontal
EUT:Xiaomi Router HD	Power: AC 120V/60Hz
Note: Mode 10:Transmit at channel 2422MHz by 11AC40 with Beamforming	



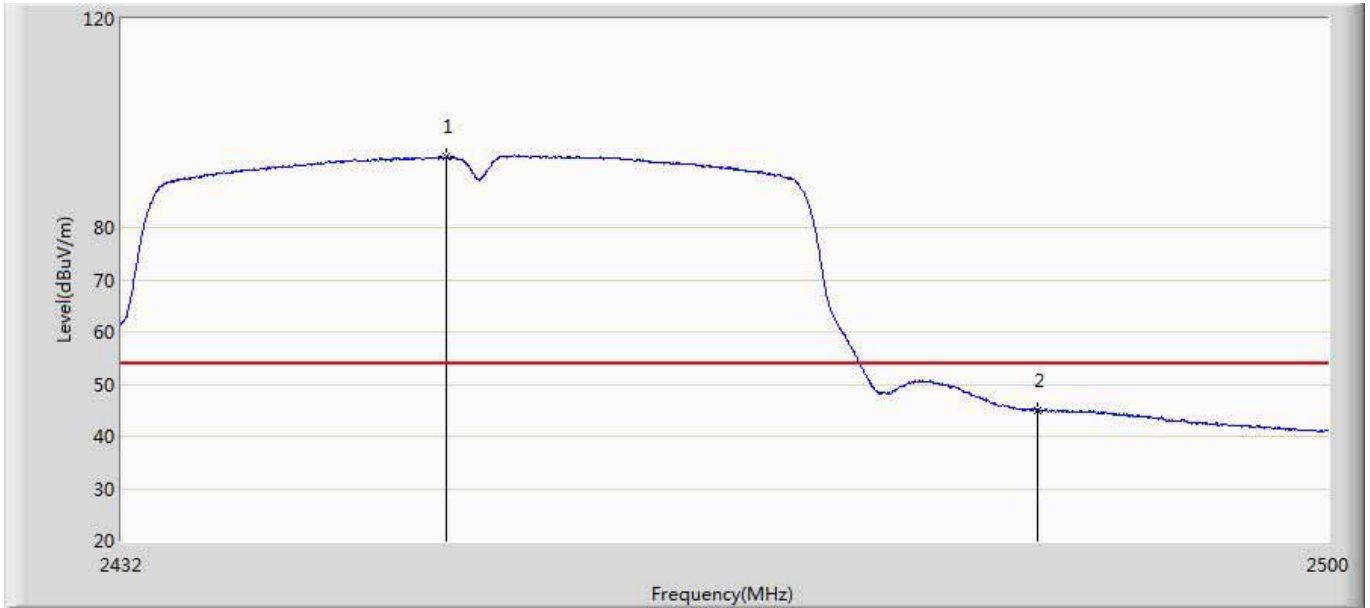
No	Mark	Frequency (MHz)	Measure Level (dBuV/m)	Reading Level (dBuV)	Over Limit (dB)	Limit (dBuV/m)	Factor (dB)	Type
1		2390.000	39.489	3.403	-14.511	54.000	36.086	AV
2	*	2419.428	78.278	42.116	24.278	54.000	36.162	AV

Engineer: Damon	
Site: AC5	Time: 2017/09/24 - 20:48
Limit: FCC_Part15.209_RE(3m)	Margin: 0
Probe: Horn_3117_00167055(1-18GHz)	Polarity: Horizontal
EUT:Xiaomi Router HD	Power: AC 120V/60Hz
Note: Mode 10:Transmit at channel 2422MHz by 11AC40 with Beamforming	



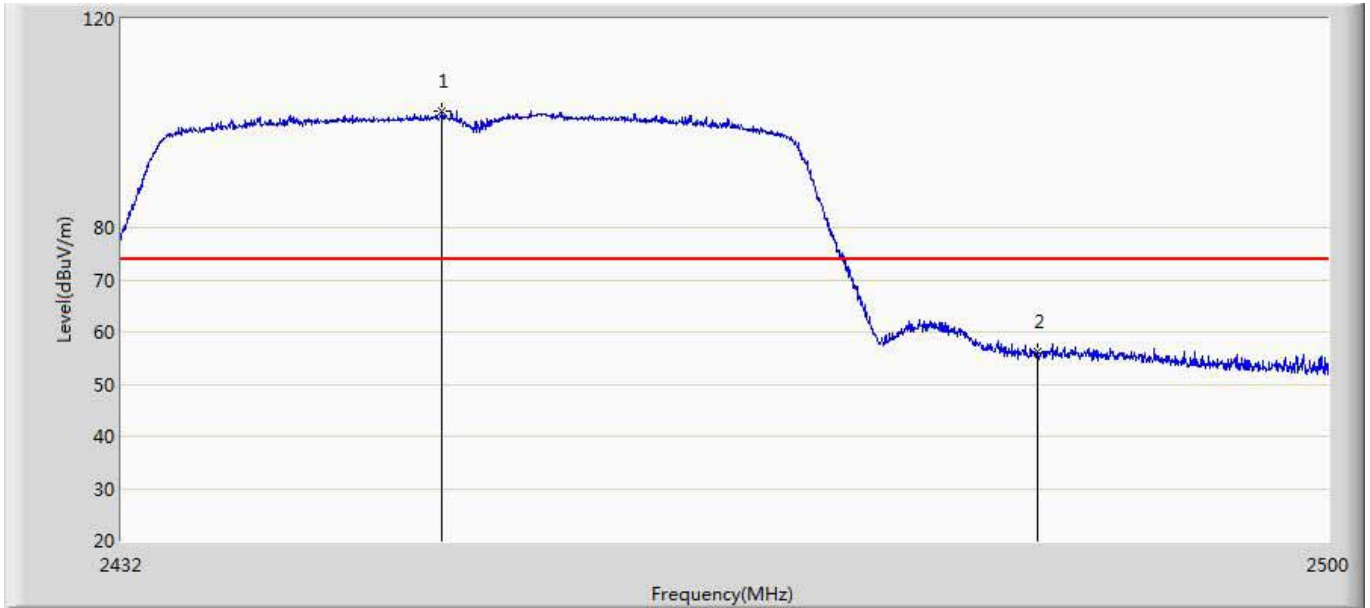
No	Mark	Frequency (MHz)	Measure Level (dBuV/m)	Reading Level (dBuV)	Over Limit (dB)	Limit (dBuV/m)	Factor (dB)	Type
1		2390.000	51.481	15.395	-22.519	74.000	36.086	PK
2	*	2428.140	88.926	52.761	14.926	74.000	36.165	PK

Engineer: Damon	
Site: AC5	Time: 2017/09/24 - 20:50
Limit: FCC_Part15.209_RE(3m)	Margin: 0
Probe: Horn_3117_00167055(1-18GHz)	Polarity: Vertical
EUT:Xiaomi Router HD	Power: AC 120V/60Hz
Note: Mode 10:Transmit at channel 2452MHz by 11AC40 with Beamforming	



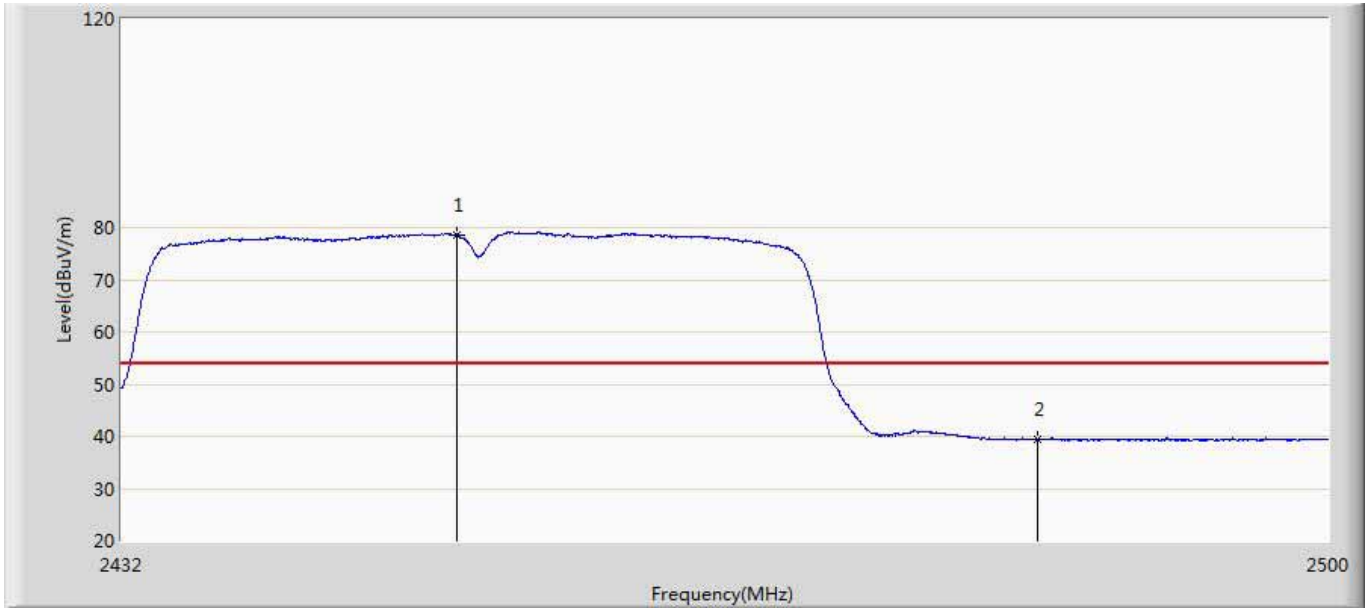
No	Mark	Frequency (MHz)	Measure Level (dBuV/m)	Reading Level (dBuV)	Over Limit (dB)	Limit (dBuV/m)	Factor (dB)	Type
1	*	2450.122	93.499	57.281	39.499	54.000	36.218	AV
2		2483.500	45.041	8.780	-8.959	54.000	36.261	AV

Engineer: Damon	
Site: AC5	Time: 2017/09/24 - 20:51
Limit: FCC_Part15.209_RE(3m)	Margin: 0
Probe: Horn_3117_00167055(1-18GHz)	Polarity: Vertical
EUT:Xiaomi Router HD	Power: AC 120V/60Hz
Note: Mode 10:Transmit at channel 2452MHz by 11AC40 with Beamforming	



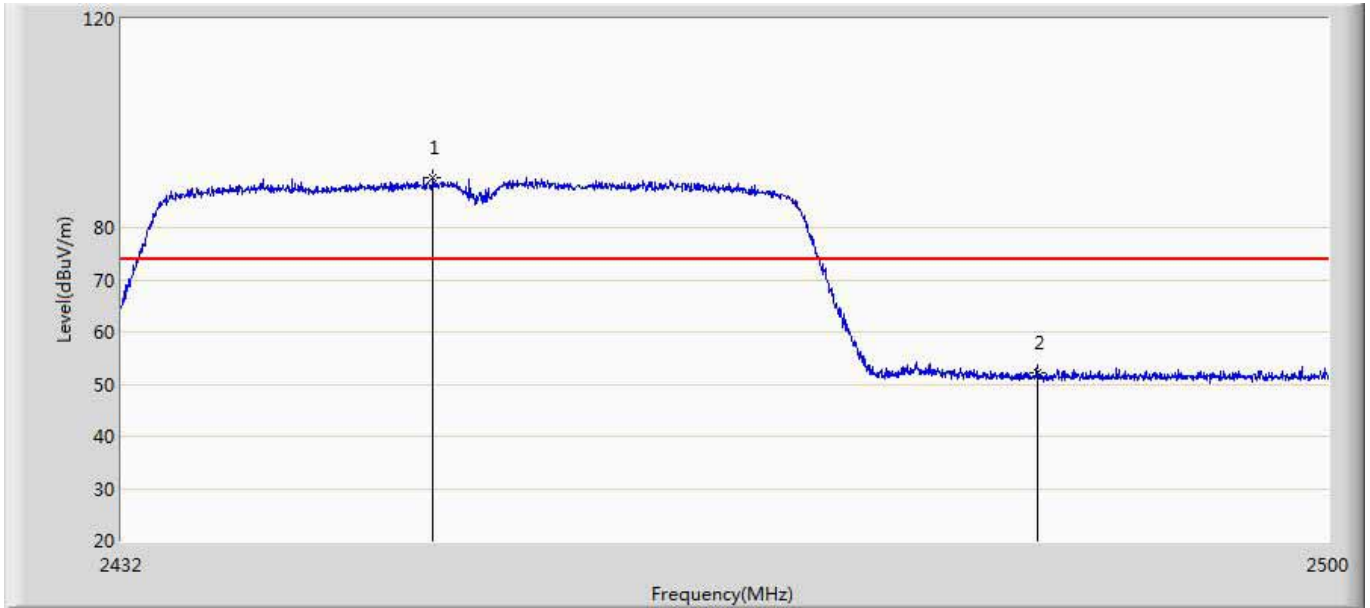
No	Mark	Frequency (MHz)	Measure Level (dBuV/m)	Reading Level (dBuV)	Over Limit (dB)	Limit (dBuV/m)	Factor (dB)	Type
1	*	2449.918	102.266	66.048	28.266	74.000	36.218	PK
2		2483.500	56.129	19.868	-17.871	74.000	36.261	PK

Engineer: Damon	
Site: AC5	Time: 2017/09/24 - 20:52
Limit: FCC_Part15.209_RE(3m)	Margin: 0
Probe: Horn_3117_00167055(1-18GHz)	Polarity: Horizontal
EUT:Xiaomi Router HD	Power: AC 120V/60Hz
Note: Mode 10:Transmit at channel 2452MHz by 11AC40 with Beamforming	



No	Mark	Frequency (MHz)	Measure Level (dBuV/m)	Reading Level (dBuV)	Over Limit (dB)	Limit (dBuV/m)	Factor (dB)	Type
1	*	2450.734	78.685	42.468	24.685	54.000	36.218	AV
2		2483.500	39.445	3.184	-14.555	54.000	36.261	AV

Engineer: Damon	
Site: AC5	Time: 2017/09/24 - 20:54
Limit: FCC_Part15.209_RE(3m)	Margin: 0
Probe: Horn_3117_00167055(1-18GHz)	Polarity: Horizontal
EUT:Xiaomi Router HD	Power: AC 120V/60Hz
Note: Mode 10:Transmit at channel 2452MHz by 11AC40 with Beamforming	



No	Mark	Frequency (MHz)	Measure Level (dBuV/m)	Reading Level (dBuV)	Over Limit (dB)	Limit (dBuV/m)	Factor (dB)	Type
1	*	2449.408	89.434	53.216	15.434	74.000	36.218	PK
2		2483.500	52.215	15.953	-21.785	74.000	36.261	PK

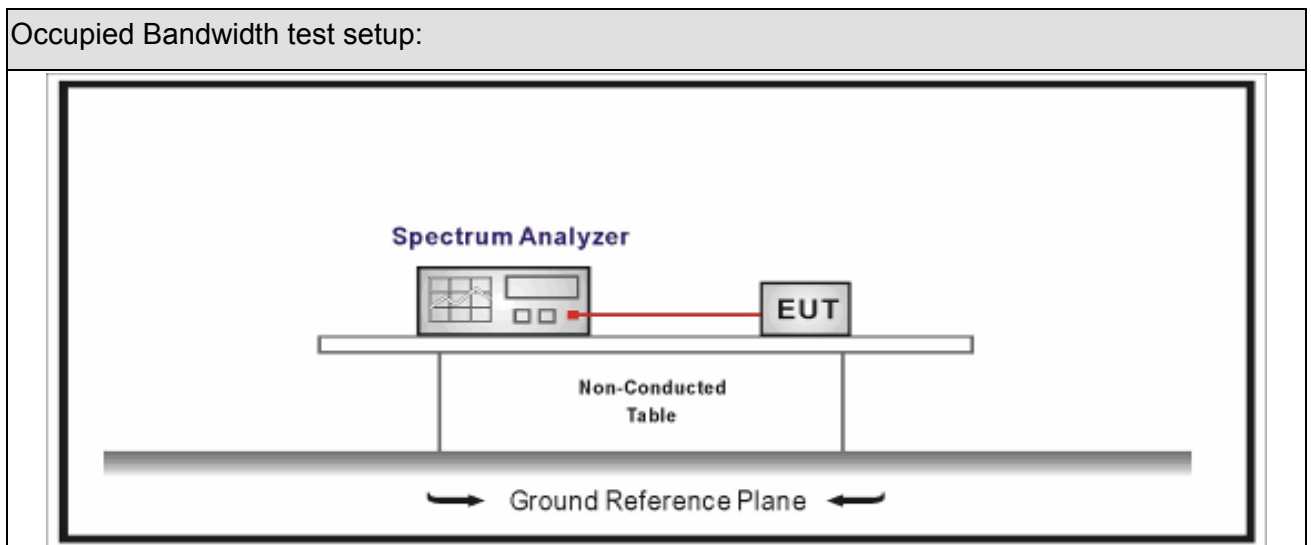
7. Occupied Bandwidth

7.1. Test Equipment

Occupied Bandwidth / TR-8					
Instrument	Manufacturer	Type No.	Serial No.	Cal. Date	Cal. Due Date
Spectrum Analyzer	Agilent	N9010A	MY48030494	2017.02.04	2018.02.03
EXA Spectrum Analyzer	Keysight	N9010A	MY55370495	2017.04.09	2018.04.08
MXA Signal Analyzer	Keysight	N9020A	MY56060147	2017.04.09	2018.04.08
Temperature/Humidity Meter	zhichen	ZC1-2	TR8-TH	2017.04.10	2018.04.09

Note: All equipments are calibrated with traceable calibrations. Each calibration is traceable to the national or international standards.

7.2. Test Setup




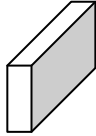
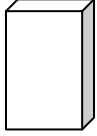

7.3. Limit

Occupied Bandwidth
Systems using digital modulation techniques operate in the 2400-2483.5 MHz. The minimum 6 dB bandwidth shall be at least 500 kHz

7.4. Test Procedure

Test Method			
	Reference Rule	Chapter	Description
<input checked="" type="checkbox"/>	ANSI C63.10	11.8	DTS bandwidth
	<input type="checkbox"/> ANSI C63.10	11.8.1	Option 1
	<input checked="" type="checkbox"/> ANSI C63.10	11.8.2	Option 2

7.5. EUT test definition

Item	Occupied Bandwidth			
Device Category	<input checked="" type="checkbox"/>	Fixed position use		
	<input type="checkbox"/>	Mobile position use		
Test mode	Mode 1~10			
Test method	<input type="checkbox"/>	Radiated		
		X Axis	Y Axis	Z Axis
				
		Worst Axis <input type="checkbox"/>	Worst Axis <input type="checkbox"/>	Worst Axis <input type="checkbox"/>
	<input checked="" type="checkbox"/>	Conducted		
	<input checked="" type="checkbox"/>	Chain 1	Chain 2	Chain 3
				

7.6. Test Result

Product Name	: Xiaomi Router HD	Power	: AC 120V/60Hz
Test Mode	: Mode1~10	Test Site	: TR8
Test Date	: 2017.08.12	Test Engineer	: Adam

Mode	CH.	Test Freq. (MHz)	99% Occupied Bandwidth (MHz)				6dB Occupied Bandwidth (MHz)				Limit (kHz)	Result
			Ant1	Ant2	Ant3	Ant4	Ant1	Ant2	Ant3	Ant4		
1	01	2412	12.916	13.122	13.128	13.134	8.102	8.117	8.116	8.115	>500	Pass
1	06	2437	12.624	12.595	12.604	12.553	7.229	7.166	7.169	8.086	>500	Pass
1	11	2462	12.628	12.622	12.628	12.640	8.083	8.084	8.083	8.083	>500	Pass
2	01	2412	16.394	16.396	16.401	16.392	16.35	16.37	16.36	16.35	>500	Pass
2	06	2437	16.404	16.409	16.401	16.400	16.36	16.37	16.36	16.35	>500	Pass
2	11	2462	16.405	16.401	16.405	16.404	16.37	16.36	16.38	16.36	>500	Pass
3	01	2412	17.612	17.611	17.605	17.608	16.98	17.55	17.57	17.59	>500	Pass
3	06	2437	17.608	17.609	17.622	17.615	17.55	17.60	17.61	17.57	>500	Pass
3	11	2462	17.616	17.616	17.619	17.610	17.59	17.58	17.59	17.55	>500	Pass
4	03	2422	35.712	35.755	35.765	35.752	35.06	35.19	32.64	33.93	>500	Pass
4	06	2437	35.766	35.765	35.743	35.758	32.25	33.82	35.14	35.11	>500	Pass
4	09	2452	35.696	35.744	35.770	35.757	35.13	33.90	35.10	33.87	>500	Pass
5	01	2412	17.518	17.632	17.608	17.593	17.52	17.58	17.63	17.54	>500	Pass
5	06	2437	17.635	17.625	17.628	17.581	17.49	17.45	17.58	17.53	>500	Pass
5	11	2462	17.628	17.617	17.608	17.582	17.48	17.56	17.54	17.59	>500	Pass
6	03	2422	35.732	35.752	35.781	35.726	35.04	32.75	32.69	32.58	>500	Pass
6	06	2437	35.632	35.641	35.452	35.541	35.26	35.78	35.83	35.36	>500	Pass
6	09	2452	35.693	35.712	35.725	35.741	36.21	35.59	36.02	36.11	>500	Pass
7	01	2412	17.612	17.611	17.605	17.608	16.98	17.55	17.57	17.59	>500	Pass
7	06	2437	17.608	17.609	17.622	17.615	17.55	17.60	17.61	17.57	>500	Pass
7	11	2462	17.616	17.616	17.619	17.610	17.59	17.58	17.59	17.55	>500	Pass
8	03	2422	35.712	35.755	35.765	35.752	35.06	35.19	32.64	33.93	>500	Pass
8	06	2437	35.766	35.765	35.743	35.758	32.25	33.82	35.14	35.11	>500	Pass
8	09	2452	35.696	35.744	35.770	35.757	35.13	33.90	35.10	33.87	>500	Pass
9	01	2412	17.518	17.632	17.608	17.593	17.52	17.58	17.63	17.54	>500	Pass
9	06	2437	17.635	17.625	17.628	17.581	17.49	17.45	17.58	17.53	>500	Pass
9	11	2462	17.628	17.617	17.608	17.582	17.48	17.56	17.54	17.59	>500	Pass
10	03	2422	35.732	35.752	35.781	35.726	35.04	32.75	32.69	32.58	>500	Pass
10	06	2437	35.632	35.641	35.452	35.541	35.26	35.78	35.83	35.36	>500	Pass

10	09	2452	35.693	35.712	35.725	35.741	36.21	35.59	36.02	36.11	>500	Pass
----	----	------	--------	--------	--------	--------	-------	-------	-------	-------	------	------

Note : The worst case of Occupied Bandwidth as below:

Mode 1 CH06 (2437MHz) Ant1



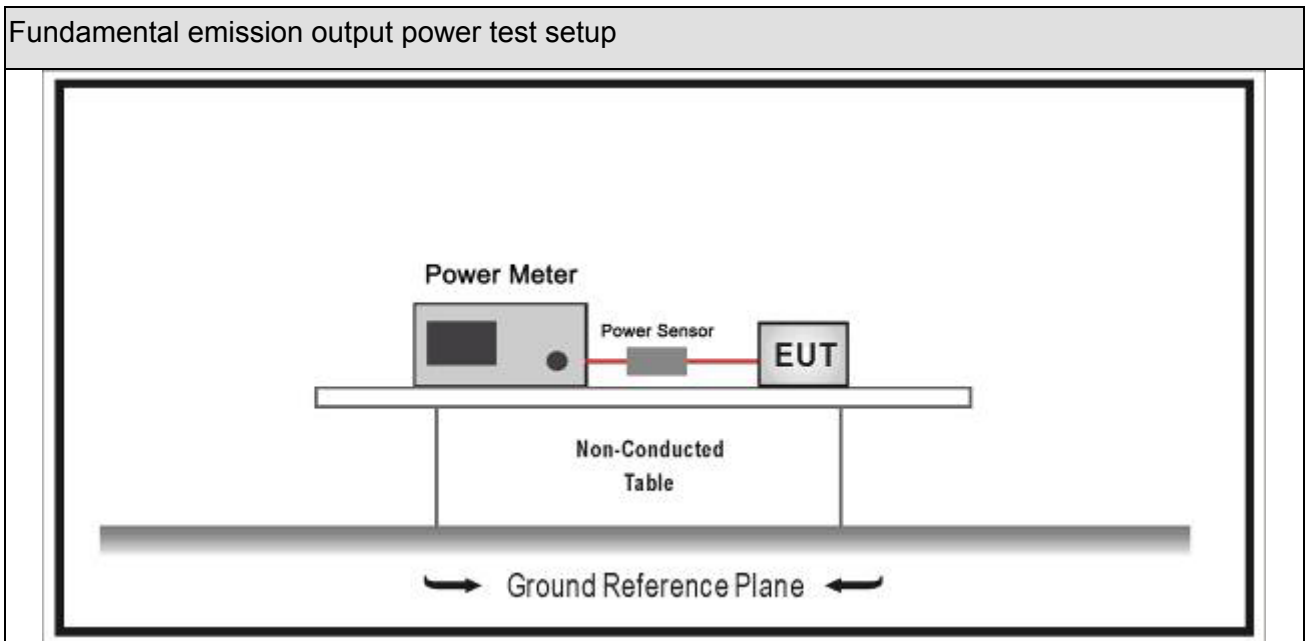
8. Fundamental emission output power

8.1. Test Equipment

Fundamental emission output power/ TR-8					
Instrument	Manufacturer	Type No.	Serial No.	Cal. Date	Cal. Due Date
Spectrum Analyzer	Agilent	E4446A	MY45300103	2017.01.03	2018.01.02
Spectrum Analyzer	Agilent	N9010A	MY48030494	2017.02.04	2018.02.03
Wideband Peak Power Meter	Anritsu	ML2495A	0905006	2016.10.14	2017.10.13
Power Sensor	Anritsu	MA2411B	0846014	2016.10.14	2017.10.13
Temperature/Humidity Meter	zhicheng	ZC1-2	TR8-TH	2017.04.10	2018.04.09

Note: All equipments are calibrated with traceable calibrations. Each calibration is traceable to the national or international standards.

8.2. Test Setup



8.3. Limit


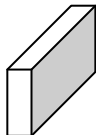
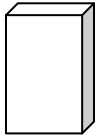

Fundamental emission output power Limit		
<input checked="" type="checkbox"/>	$G_{TX} < 6\text{dBi}$	$P_{out} \leq 30\text{dBm}$
<input checked="" type="checkbox"/>	$G_{TX} > 6\text{dBi}$	
<input checked="" type="checkbox"/>	Non-Fix point-point	$P_{out} \leq 30 - (G_{TX} - 6)$
<input type="checkbox"/>	Fix point-point	$P_{out} \leq 30 - [(G_{TX} - 6)]/3$
<input type="checkbox"/>	emits multiple directional beams but does not do emit multiple directional beams simultaneously	$P_{out} \leq 30 - [(G_{TX} - 6)]/3$
<input type="checkbox"/>	operates simultaneously on multiple directional beams using the same or different frequency channels	$P_{out} \leq 30 - [(G_{TX} - 6)]/3 + 8\text{dB}$
<input type="checkbox"/>	single directional beam	$P_{out} \leq 30 - [(G_{TX} - 6)]/3$
Note 1 : G_{TX} directional gain of transmitting antennas.		
Note 2 : P_{out} is maximum peak conducted output power .		

8.4. Test Procedure

Fundamental emission output power Test Method					
	References Rule		Chapter	Description	
<input checked="" type="checkbox"/>	ANSI C63.10		11.9	Fundamental emission output power	
<input type="checkbox"/>	ANSI C63.10		11.9.1	Maximum peak conducted output power	
	<input type="checkbox"/>	ANSI C63.10	11.9.1.1	RBW \geq DTS bandwidth	
	<input type="checkbox"/>	ANSI C63.10	11.9.1.2	Integrated band power method	
	<input type="checkbox"/>	ANSI C63.10	11.9.1.3	PKPM1 Peak power meter method	
<input checked="" type="checkbox"/>	ANSI C63.10		11.9.2	Maximum conducted (average) output power	
	<input type="checkbox"/>	ANSI C63.10		11.9.2.2	Measurement using a spectrum analyzer (SA)
	<input type="checkbox"/>	ANSI C63.10	11.9.2.2.2	Method AVGSA-1(Duty cycle 98%)	
	<input type="checkbox"/>	ANSI C63.10	11.9.2.2.3	Method AVGSA-1A(Duty cycle 98%)	
	<input type="checkbox"/>	ANSI C63.10	11.9.2.2.4	Method AVGSA-2(Duty cycle 98%)	
	<input type="checkbox"/>	ANSI C63.10	11.9.2.2.5	Method AVGSA-2A(Duty cycle 98%)	
	<input type="checkbox"/>	ANSI C63.10	11.9.2.2.4	Method AVGSA-3	
	<input type="checkbox"/>	ANSI C63.10	11.9.2.2.5	Method AVGSA-3A	
	<input checked="" type="checkbox"/>	ANSI C63.10		11.9.2.3	Measurement using a power meter (PM)
	<input type="checkbox"/>	ANSI C63.10	11.9.2.3.1	Method AVGPM	
	<input checked="" type="checkbox"/>	ANSI C63.10	11.9.2.3.2	Method AVGPM-G	

Directional Gain Calculations for In-Band test method			
	References Rule	Chapter	Description
<input type="checkbox"/>	KDB 662911	F2)a)	Basic methodology with NANT transmit antennas
	<input type="checkbox"/> KDB 662911	F2)a) (i)	transmit signals are correlated
	<input type="checkbox"/> KDB 662911	F2)a) (ii)	transmit signals are uncorrelated
<input type="checkbox"/>	KDB 662911	F2)b)	Sectorized antenna systems.
<input type="checkbox"/>	KDB 662911	F2)c)	Cross-polarized antennas
	<input checked="" type="checkbox"/> KDB 662911	F2)c) (i)	Cross-polarized antennas with NANT = 2.
	<input type="checkbox"/> KDB 662911	F2)c) (ii)	Multiple antennas
<input type="checkbox"/>	KDB 662911	F2)d)	Sectorized antenna systems.
	<input type="checkbox"/> KDB 662911	F2)d) (i)	transmit signals are correlated
	<input type="checkbox"/> KDB 662911	F2)d) (ii)	transmit signals are uncorrelated
<input checked="" type="checkbox"/>	KDB 662911	F2)e)	Spatial Multiplexing
	<input checked="" type="checkbox"/> KDB 662911	F2)e) (i)	Antennas have the same gain
	<input type="checkbox"/> KDB 662911	F2)e) (ii)	Antenna have the different gain with one spatial stream
	<input type="checkbox"/> KDB 662911	F2)e) (iii)	Antenna have the different gain with more than one spatial stream
<input checked="" type="checkbox"/>	KDB 662911	F2)f)	Cyclic Delay Diversity (CDD)
	<input checked="" type="checkbox"/> KDB 662911	F2)f) (i)	Antennas have the same gain
	<input type="checkbox"/> KDB 662911	F2)f) (ii)	Antenna have the different gain with one spatial stream
	<input type="checkbox"/> KDB 662911	F2)f) (ii)	Antenna have the different gain with more than one spatial stream

8.5. EUT test definition

Item	Fundamental emission output power			
Device Category	<input checked="" type="checkbox"/>	Fixed position use		
	<input type="checkbox"/>	Mobile position use		
Test mode	Mode 1~10			
Test method	<input type="checkbox"/>	Radiated		
		X Axis	Y Axis	Z Axis
				
		Worst Axis <input type="checkbox"/>	Worst Axis <input type="checkbox"/>	Worst Axis <input type="checkbox"/>
	<input checked="" type="checkbox"/>	Conducted		
	<input checked="" type="checkbox"/>	Chain 1	Chain 2	Chain 3
				

8.6. Test Result

Product Name	: Xiaomi Router HD	Power	: AC 120V/60Hz
Test Mode	: Mode1~10	Test Site	: TR8
Test Date	: 2017.08.10	Test Engineer	: Adam

Mode	Channel	Test Frequency (MHz)	Average Power Output (dBm)				Total Average (dBm)	Antenna Gain (dBi)	Limit (dBm)	Result
			Ant1	Ant2	Ant3	Ant4				
1	01	2412	20.35	20.41	20.45	20.52	26.45	2	30	Pass
1	06	2437	20.29	20.18	20.23	20.17	26.24	2	30	Pass
1	11	2462	19.58	19.47	19.45	19.39	25.49	2	30	Pass
2	01	2412	20.02	20.05	19.89	19.93	25.99	2	30	Pass
2	06	2437	19.89	19.82	19.87	19.92	25.90	2	30	Pass
2	11	2462	18.94	19.06	19.01	18.98	25.02	2	30	Pass
3	01	2412	18.89	18.81	18.92	18.94	24.91	2	30	Pass
3	06	2437	18.85	18.88	18.94	18.91	24.92	2	30	Pass
3	11	2462	18.08	18.11	18.12	18.02	24.10	2	30	Pass
4	03	2422	18.27	18.22	18.31	18.17	24.26	2	30	Pass
4	06	2437	18.15	18.21	18.24	18.28	24.24	2	30	Pass
4	09	2452	16.09	16.11	16.13	16.22	22.16	2	30	Pass
5	01	2412	18.84	18.89	18.92	18.78	24.88	2	30	Pass
5	06	2437	18.86	18.82	18.88	18.83	24.87	2	30	Pass
5	11	2462	18.08	17.95	18.01	18.05	24.04	2	30	Pass
6	03	2422	18.25	18.19	18.17	18.23	24.23	2	30	Pass
6	06	2437	18.11	18.14	18.16	18.18	24.17	2	30	Pass
6	09	2452	16.05	16.11	16.09	16.15	22.12	2	30	Pass

7	01	2412	18.75	18.67	18.78	18.94	24.81	8.02	27.98	Pass
7	06	2437	18.64	18.67	18.73	18.91	24.76	8.02	27.98	Pass
7	11	2462	17.86	17.89	17.90	18.02	23.94	8.02	27.98	Pass
8	03	2422	18.09	18.04	18.13	18.17	24.13	8.02	27.98	Pass
8	06	2437	17.91	17.97	18.00	18.28	24.06	8.02	27.98	Pass
8	09	2452	15.94	15.96	15.98	16.22	22.05	8.02	27.98	Pass
9	01	2412	18.70	18.75	18.78	18.78	24.77	8.02	27.98	Pass
9	06	2437	18.65	18.61	18.67	18.83	24.71	8.02	27.98	Pass
9	11	2462	17.86	17.73	17.79	18.05	23.88	8.02	27.98	Pass
10	03	2422	18.03	17.97	17.95	18.23	24.07	8.02	27.98	Pass
10	06	2437	17.93	17.96	17.98	18.18	24.03	8.02	27.98	Pass
10	09	2452	15.81	15.87	15.85	16.15	21.94	8.02	27.98	Pass

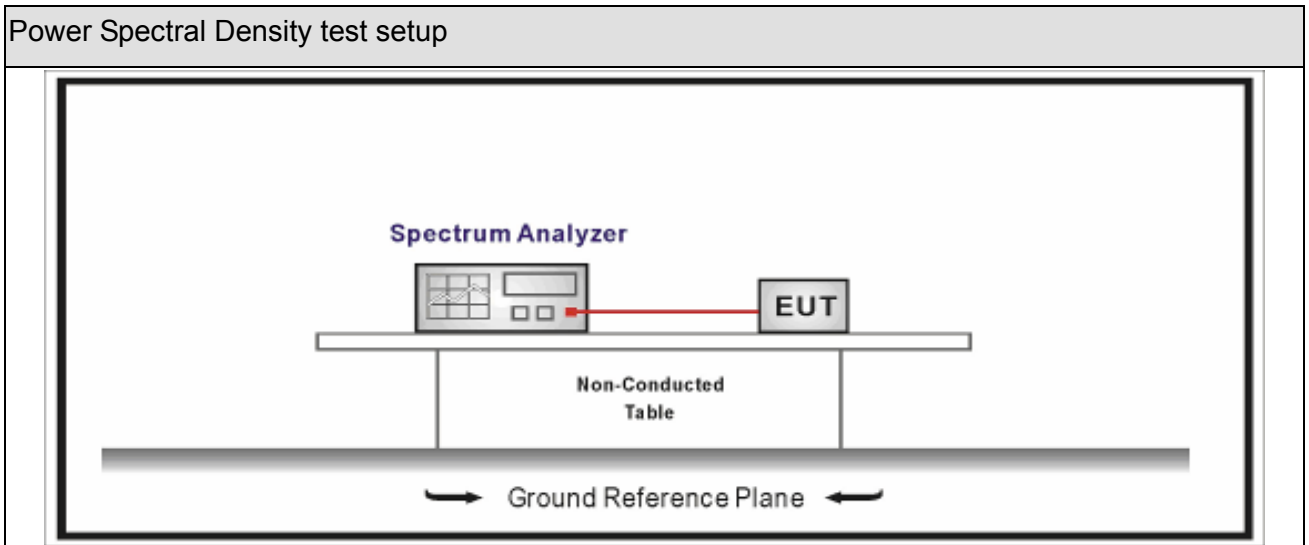
9. Power Spectral Density

9.1. Test Equipment

Power Spectral Density / TR-8					
Instrument	Manufacturer	Type No.	Serial No.	Cal. Date	Cal. Due Date
Spectrum Analyzer	Agilent	N9010A	MY48030494	2017.02.04	2018.02.03
EXA Spectrum Analyzer	Keysight	N9010A	MY55370495	2017.04.09	2018.04.08
MXA Signal Analyzer	Keysight	N9020A	MY56060147	2017.04.09	2018.04.08
Temperature/Humidity Meter	zhichen	ZC1-2	TR8-TH	2017.04.10	2018.04.09

Note: All equipments are calibrated with traceable calibrations. Each calibration is traceable to the national or international standards.

9.2. Test Setup



9.3. Limit


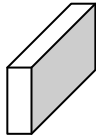
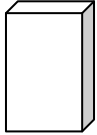

Power Spectral Density Limit
Power Spectral Density 8dBm/3kHz

9.4. Test Procedure

Power Spectral Density Test Method			
	References Rule	Chapter	Description
<input checked="" type="checkbox"/>	ANSI C63.10	11.10	Maximum power spectral density level in the fundamental emission
<input checked="" type="checkbox"/>	ANSI C63.10	11.10.2	Method PKPSD (peak PSD)
<input type="checkbox"/>	ANSI C63.10	11.10.3	Method AVGPSD-1(Duty cycle 98%)
<input type="checkbox"/>	ANSI C63.10	11.10.4	Method AVGPSD-1A(Duty cycle 98%)
<input type="checkbox"/>	ANSI C63.10	11.10.5	Method AVGPSD-2(Duty cycle < 98%)
<input type="checkbox"/>	ANSI C63.10	11.10.6	Method AVGPSD-2A(Duty cycle < 98%)
<input type="checkbox"/>	ANSI C63.10	11.10.7	Method AVGPSD-3
<input type="checkbox"/>	ANSI C63.10	11.10.8	Method AVGPSD-3A

Directional Gain Calculations for In-Band test method			
	References Rule	Chapter	Description
<input type="checkbox"/>	KDB 662911	F2)a)	Basic methodology with NANT transmit antennas
	<input type="checkbox"/> KDB 662911	F2)a) (i)	transmit signals are correlated
	<input type="checkbox"/> KDB 662911	F2)a) (ii)	transmit signals are uncorrelated
<input type="checkbox"/>	KDB 662911	F2)b)	Sectorized antenna systems.
<input checked="" type="checkbox"/>	KDB 662911	F2)c)	Cross-polarized antennas
	<input checked="" type="checkbox"/> KDB 662911	F2)c) (i)	Cross-polarized antennas with NANT = 2.
	<input type="checkbox"/> KDB 662911	F2)c) (ii)	Multiple antennas
<input type="checkbox"/>	KDB 662911	F2)d)	Sectorized antenna systems.
	<input type="checkbox"/> KDB 662911	F2)d) (i)	transmit signals are correlated
	<input type="checkbox"/> KDB 662911	F2)d) (ii)	transmit signals are uncorrelated
<input type="checkbox"/>	KDB 662911	F2)e)	Spatial Multiplexing
	<input type="checkbox"/> KDB 662911	F2)e) (i)	Antennas have the same gain
	<input type="checkbox"/> KDB 662911	F2)e) (ii)	Antenna have the different gain with one spatial stream
	<input type="checkbox"/> KDB 662911	F2)e) (iii)	Antenna have the different gain with more than one spatial stream
<input type="checkbox"/>	KDB 662911	F2)f)	Cyclic Delay Diversity (CDD)
	<input type="checkbox"/> KDB 662911	F2)f) (i)	Antennas have the same gain
	<input type="checkbox"/> KDB 662911	F2)f) (ii)	Antenna have the different gain with one spatial stream
	<input type="checkbox"/> KDB 662911	F2)f) (ii)	Antenna have the different gain with more than one spatial stream

9.5. EUT test definition

Item	Power Spectral Density			
Device Category	<input checked="" type="checkbox"/>	Fixed position use		
	<input type="checkbox"/>	Mobile position use		
Test mode	Mode 1~10			
Test method	<input type="checkbox"/>	Radiated		
		X Axis	Y Axis	Z Axis
				
		Worst Axis <input type="checkbox"/>	Worst Axis <input type="checkbox"/>	Worst Axis <input type="checkbox"/>
	<input checked="" type="checkbox"/>	Conducted		
	<input checked="" type="checkbox"/>	Chain 1	Chain 2	Chain 3
				

9.6. Test Result

Product Name	: Xiaomi Router HD	Power	: AC 120V/60Hz
Test Mode	: Mode1~10	Test Site	: TR8
Test Date	: 2017.08.10	Test Engineer	: Adam

Mode	Channel	Test Frequency (MHz)	Measurement PSD (dBm/3kHz)				Total PSD (dBm/3k Hz)	Directional Gain (dBi)	Limit (dBm/3k Hz)	Result
			Ant1	Ant2	Ant3	Ant4				
1	01	2412	-4.801	-3.643	-4.705	-4.185	1.71	8.02	5.98	Pass
1	06	2437	-4.537	-4.852	-3.551	-4.477	1.69	8.02	5.98	Pass
1	11	2462	-4.859	-5.742	-4.979	-5.110	0.86	8.02	5.98	Pass
2	01	2412	-11.120	-11.659	-10.605	-9.897	-4.75	8.02	5.98	Pass
2	06	2437	-11.324	-10.643	-10.631	-11.345	-4.95	8.02	5.98	Pass
2	11	2462	-10.632	-12.162	-12.786	-11.829	-5.76	8.02	5.98	Pass
3	01	2412	-13.044	-11.231	-11.427	-11.973	-5.84	8.02	5.98	Pass
3	06	2437	-11.546	-12.002	-11.723	-11.783	-5.74	8.02	5.98	Pass
3	11	2462	-13.766	-14.301	-12.706	-12.437	-7.22	8.02	5.98	Pass
4	03	2422	-16.284	-15.969	-16.490	-16.795	-10.35	8.02	5.98	Pass
4	06	2437	-16.424	-17.048	-15.251	-16.942	-10.33	8.02	5.98	Pass
4	09	2452	-18.299	-19.339	-18.707	-18.876	-12.77	8.02	5.98	Pass
5	01	2412	-12.586	-12.430	-13.150	-12.359	-6.60	8.02	5.98	Pass
5	06	2437	-12.619	-12.023	-13.270	-12.842	-6.64	8.02	5.98	Pass
5	11	2462	-13.234	-12.933	-12.974	-14.153	-7.28	8.02	5.98	Pass
6	03	2422	-16.678	-16.733	-15.930	-17.424	-10.64	8.02	5.98	Pass
6	06	2437	-15.821	-16.808	-16.988	-16.606	-10.51	8.02	5.98	Pass
6	09	2452	-18.661	-18.327	-18.385	-19.159	-12.60	8.02	5.98	Pass

7	01	2412	-13.044	-11.231	-11.427	-11.973	-5.84	8.02	5.98	Pass
7	06	2437	-11.546	-12.002	-11.723	-11.783	-5.74	8.02	5.98	Pass
7	11	2462	-13.766	-14.301	-12.706	-12.437	-7.22	8.02	5.98	Pass
8	03	2422	-16.284	-15.969	-16.490	-16.795	-10.35	8.02	5.98	Pass
8	06	2437	-16.424	-17.048	-15.251	-16.942	-10.33	8.02	5.98	Pass
8	09	2452	-18.299	-19.339	-18.707	-18.876	-12.77	8.02	5.98	Pass
9	01	2412	-12.586	-12.430	-13.150	-12.359	-6.60	8.02	5.98	Pass
9	06	2437	-12.619	-12.023	-13.270	-12.842	-6.64	8.02	5.98	Pass
9	11	2462	-13.234	-12.933	-12.974	-14.153	-7.28	8.02	5.98	Pass
10	03	2422	-16.678	-16.733	-15.930	-17.424	-10.64	8.02	5.98	Pass
10	06	2437	-15.821	-16.808	-16.988	-16.606	-10.51	8.02	5.98	Pass
10	09	2452	-18.661	-18.327	-18.385	-19.159	-12.60	8.02	5.98	Pass

Note : The worst case of Occupied Bandwidth as below:

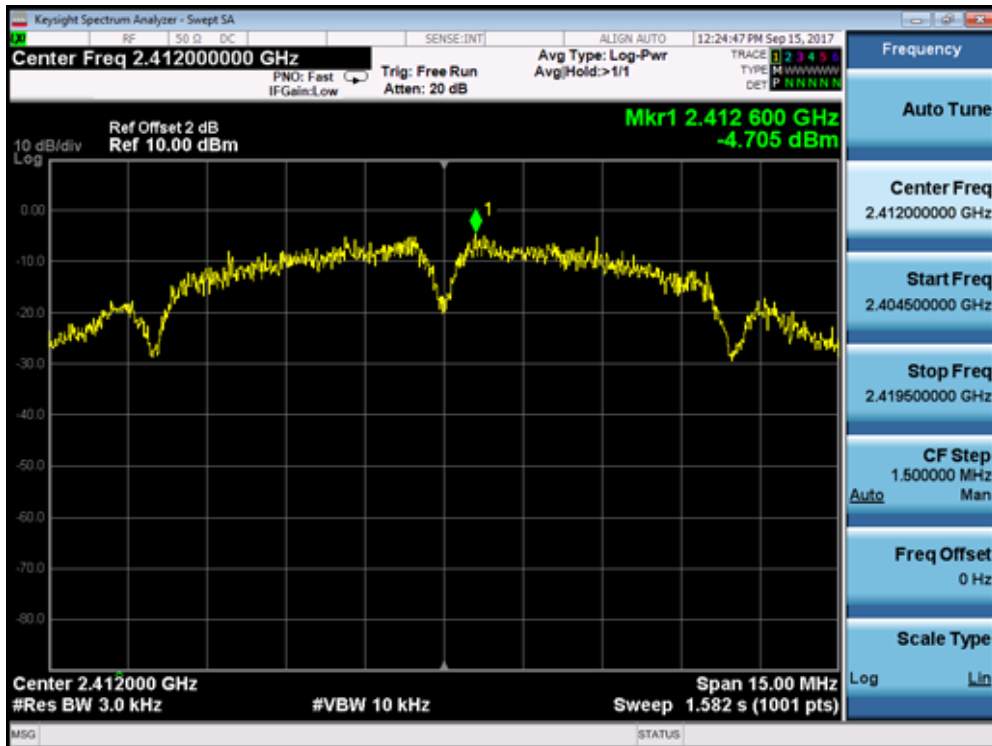
Mode 1 CH01 (2412MHz) Ant1



Mode 1 CH01 (2412MHz) Ant2



Mode 1 CH01 (2412MHz) Ant3



Mode 1 CH01 (2412MHz) Ant4



10. Antenna Requirement

10.1. Limit

Antenna Requirement Limit
<p>An intentional radiator shall be designed to ensure that no antenna other than that furnished by the responsible party shall be used with the device. The use of a permanently attached antenna or of an antenna that uses a unique coupling to the intentional radiator shall be considered sufficient to comply with the provisions of this section. The manufacturer may design the unit so that a broken antenna can be replaced by the user, but the use of a standard antenna jack or electrical connector is prohibited. This requirement does not apply to carrier current devices or to devices operated under the provisions of §15.211, §15.213, §15.217, §15.219, or §15.221. Further, this requirement does not apply to intentional radiators that must be professionally installed, such as perimeter protection systems and some field disturbance sensors, or to other intentional radiators which, in accordance with §15.31(d), must be measured at the installation site. However, the installer shall be responsible for ensuring that the proper antenna is employed so that the limits in this part are not exceeded.</p>

10.2. Antenna Connector Construction

Antenna Connector Construction	
<input checked="" type="checkbox"/>	The use of a permanently attached antenna
<input type="checkbox"/>	The antenna use of a unique coupling to the intentional radiator
<input type="checkbox"/>	The use of a nonstandard antenna jack or electrical connector
Please refer to the attached document "Internal Photograph" to show the antenna connector.	

_____ The End _____