

## System Check\_H750

### DUT: Dipole 750 MHz

Communication System: CW; Frequency: 750 MHz; Duty Cycle: 1:1

Medium: HSL750 Medium parameters used:  $f = 750$  MHz;  $\sigma = 0.908$  mho/m;  $\epsilon_r = 40.5$ ;  $\rho = 1000$  kg/m<sup>3</sup>

DASY Configuration:

- Probe: ES3DV3 - SN3090; ConvF(6.34, 6.34, 6.34); Calibrated: 2018/4/3
- Sensor-Surface: 3mm (Mechanical Surface Detection)
- Electronics: DAE4 Sn662; Calibrated: 2018/5/11
- Phantom: SAM 2; Type: QD 000 P40 CB; Serial: TP/1376
- ; Postprocessing SW: SEMCAD, V1.8 Build 186

**system check/Area Scan (51x81x1):** Measurement grid: dx=15mm, dy=15mm

Maximum value of SAR (interpolated) = 0.974 mW/g

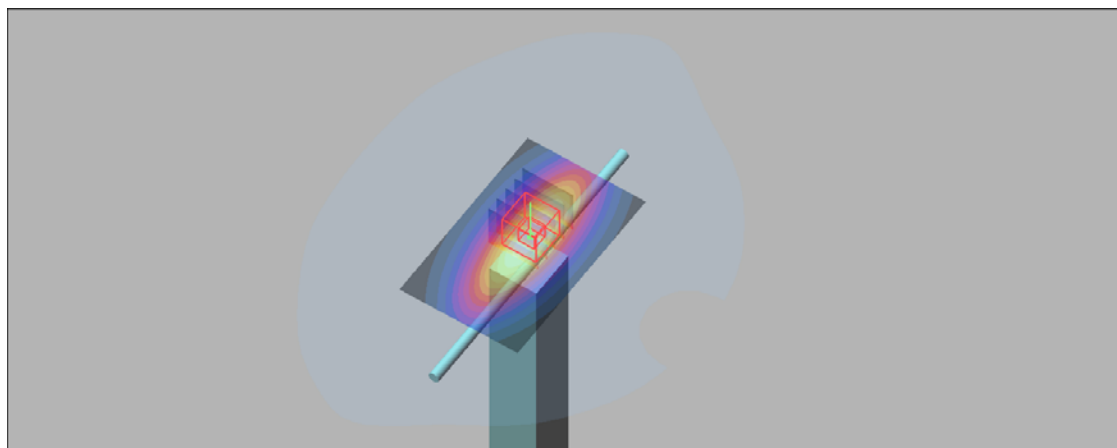
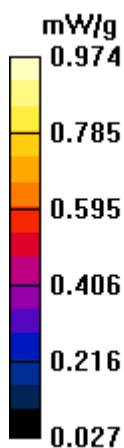
**system check/Zoom Scan (5x5x7)/Cube 0:** Measurement grid: dx=8mm, dy=8mm, dz=5mm

Reference Value = 33.7 V/m; Power Drift = 0.001 dB

Peak SAR (extrapolated) = 1.35 W/kg

**SAR(1 g) = 0.851 mW/g; SAR(10 g) = 0.544 mW/g**

Maximum value of SAR (measured) = 1.01 mW/g



## System Check\_H835

### DUT: Dipole 835 MHz

Communication System: CW; Frequency: 835 MHz; Duty Cycle: 1:1

Medium: HSL835 Medium parameters used:  $f = 835$  MHz;  $\sigma = 0.89$  mho/m;  $\epsilon_r = 42.4$ ;  $\rho = 1000$  kg/m<sup>3</sup>

DASY Configuration:

- Probe: ES3DV3 - SN3090; ConvF(6.34, 6.34, 6.34); Calibrated: 2018/4/3
- Sensor-Surface: 3mm (Mechanical Surface Detection)
- Electronics: DAE4 Sn662; Calibrated: 2018/5/11
- Phantom: SAM 2; Type: QD 000 P40 CB; Serial: TP/1376
- ; Postprocessing SW: SEMCAD, V1.8 Build 186

**system check/Area Scan (51x101x1):** Measurement grid: dx=15mm, dy=15mm

Maximum value of SAR (interpolated) = 1.11 mW/g

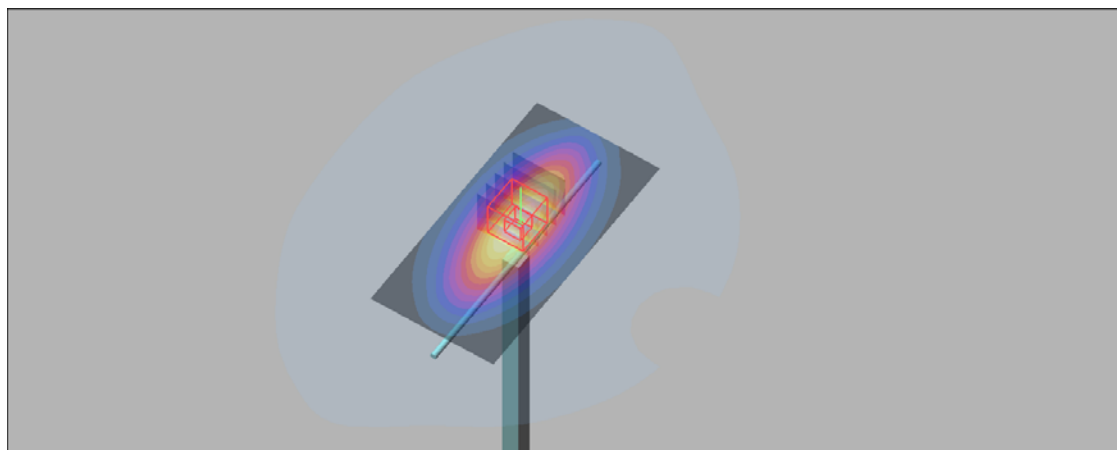
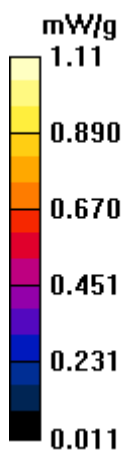
**system check/Zoom Scan (5x5x7)/Cube 0:** Measurement grid: dx=8mm, dy=8mm, dz=5mm

Reference Value = 36.0 V/m; Power Drift = -0.014 dB

Peak SAR (extrapolated) = 1.52 W/kg

**SAR(1 g) = 0.953 mW/g; SAR(10 g) = 0.603 mW/g**

Maximum value of SAR (measured) = 1.13 mW/g



## System Check\_H1800

### DUT: Dipole 1800 MHz

Communication System: CW; Frequency: 1800 MHz; Duty Cycle: 1:1

Medium: HSL1800 Medium parameters used:  $f = 1800$  MHz;  $\sigma = 1.43$  mho/m;  $\epsilon_r = 39.2$ ;  $\rho = 1000$  kg/m<sup>3</sup>

DASY Configuration:

- Probe: ES3DV3 - SN3090; ConvF(5.3, 5.3, 5.3); Calibrated: 2018/4/3
- Sensor-Surface: 3mm (Mechanical Surface Detection)
- Electronics: DAE4 Sn662; Calibrated: 2018/5/11
- Phantom: SAM 2; Type: QD 000 P40 CB; Serial: TP/1376
- ; Postprocessing SW: SEMCAD, V1.8 Build 186

**system check/Area Scan (51x71x1):** Measurement grid: dx=15mm, dy=15mm

Maximum value of SAR (interpolated) = 5.53 mW/g

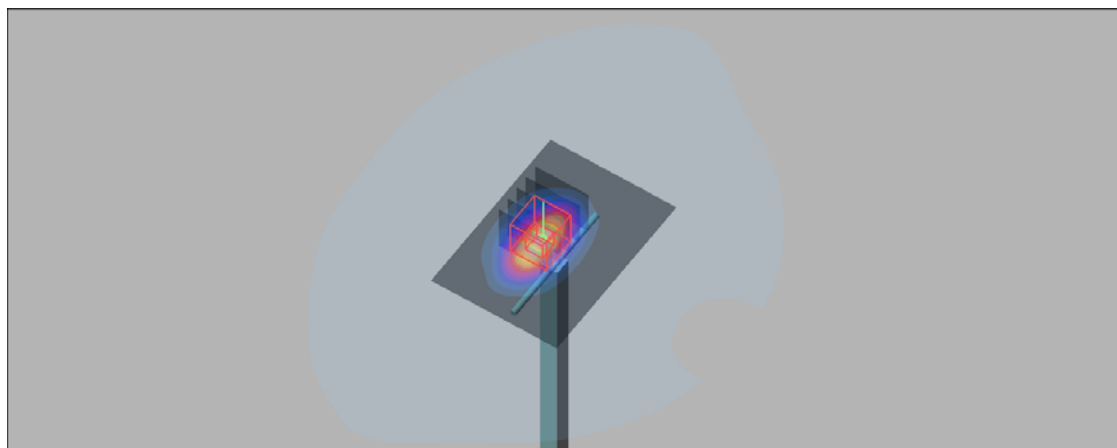
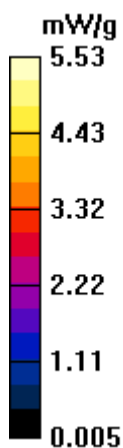
**system check/Zoom Scan (5x5x7)/Cube 0:** Measurement grid: dx=8mm, dy=8mm, dz=5mm

Reference Value = 52.6 V/m; Power Drift = 0.081 dB

Peak SAR (extrapolated) = 7.55 W/kg

**SAR(1 g) = 4.08 mW/g; SAR(10 g) = 2.12 mW/g**

Maximum value of SAR (measured) = 5.14 mW/g



## System Check\_H1900

### DUT: Dipole 1900 MHz

Communication System: CW; Frequency: 1900 MHz; Duty Cycle: 1:1

Medium: HSL1900 Medium parameters used:  $f = 1900$  MHz;  $\sigma = 1.45$  mho/m;  $\epsilon_r = 41.4$ ;  $\rho = 1000$  kg/m<sup>3</sup>

DASY Configuration:

- Probe: ES3DV3 - SN3090; ConvF(4.92, 4.92, 4.92); Calibrated: 2018/4/3
- Sensor-Surface: 3mm (Mechanical Surface Detection)
- Electronics: DAE4 Sn662; Calibrated: 2018/5/11
- Phantom: SAM 2; Type: QD 000 P40 CB; Serial: TP/1376
- ; Postprocessing SW: SEMCAD, V1.8 Build 186

**system check/Area Scan (51x71x1):** Measurement grid: dx=15mm, dy=15mm

Maximum value of SAR (interpolated) = 5.73 mW/g

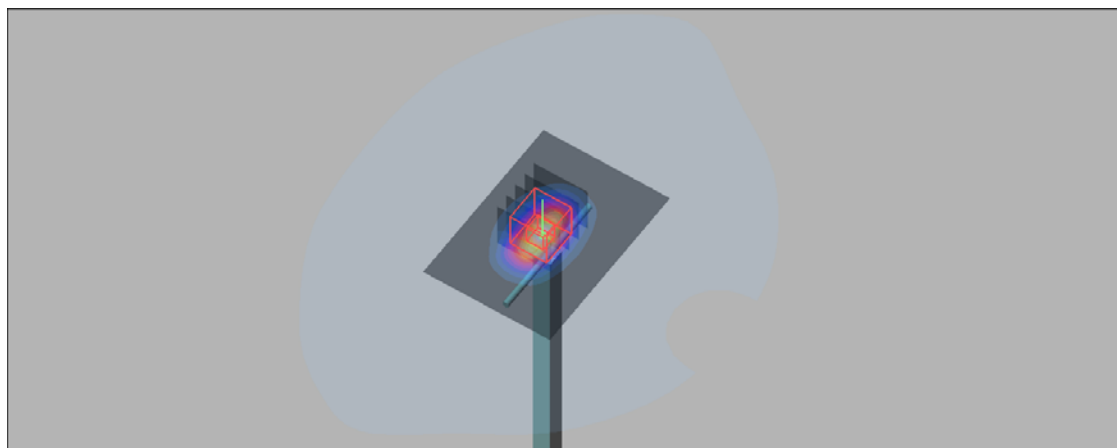
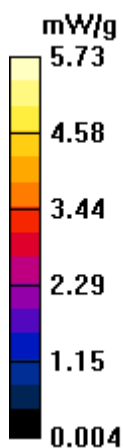
**system check/Zoom Scan (5x5x7)/Cube 0:** Measurement grid: dx=8mm, dy=8mm, dz=5mm

Reference Value = 59.3 V/m; Power Drift = -0.024 dB

Peak SAR (extrapolated) = 7.64 W/kg

**SAR(1 g) = 3.95 mW/g; SAR(10 g) = 1.96 mW/g**

Maximum value of SAR (measured) = 5.08 mW/g



### System Check\_H2450

#### DUT: Dipole 2450 MHz

Communication System: CW; Frequency: 2450 MHz; Duty Cycle: 1:1

Medium: HSL2450 Medium parameters used:  $f = 2450$  MHz;  $\sigma = 1.78$  mho/m;  $\epsilon_r = 40.2$ ;  $\rho = 1000$  kg/m<sup>3</sup>

#### DASY Configuration:

- Probe: ES3DV3 - SN3090; ConvF(4.54, 4.54, 4.54); Calibrated: 2018/4/3
- Sensor-Surface: 3mm (Mechanical Surface Detection)
- Electronics: DAE4 Sn662; Calibrated: 2018/5/11
- Phantom: SAM 1; Type: QD 000 P40 CB; Serial: TP-1378
- ; Postprocessing SW: SEMCAD, V1.8 Build 186

**system check/Area Scan (51x71x1):** Measurement grid: dx=12mm, dy=12mm

Maximum value of SAR (interpolated) = 8.21 mW/g

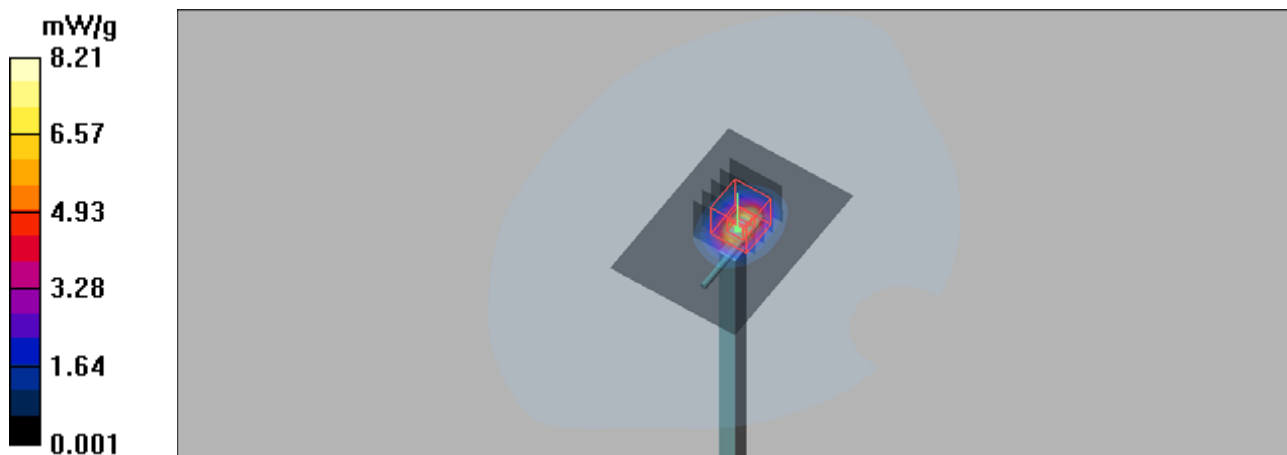
**system check/Zoom Scan (5x5x7)/Cube 0:** Measurement grid: dx=8mm, dy=8mm, dz=5mm

Reference Value = 62.8 V/m; Power Drift = -0.052 dB

Peak SAR (extrapolated) = 11.5 W/kg

**SAR(1 g) = 5.57 mW/g; SAR(10 g) = 2.59 mW/g**

Maximum value of SAR (measured) = 7.14 mW/g



**System Check-D5GHz\_5200Mhz\_190121****DUT: Dipole D5GHzV2**

Communication System: CW; Frequency: 5200 MHz; Duty Cycle: 1:1

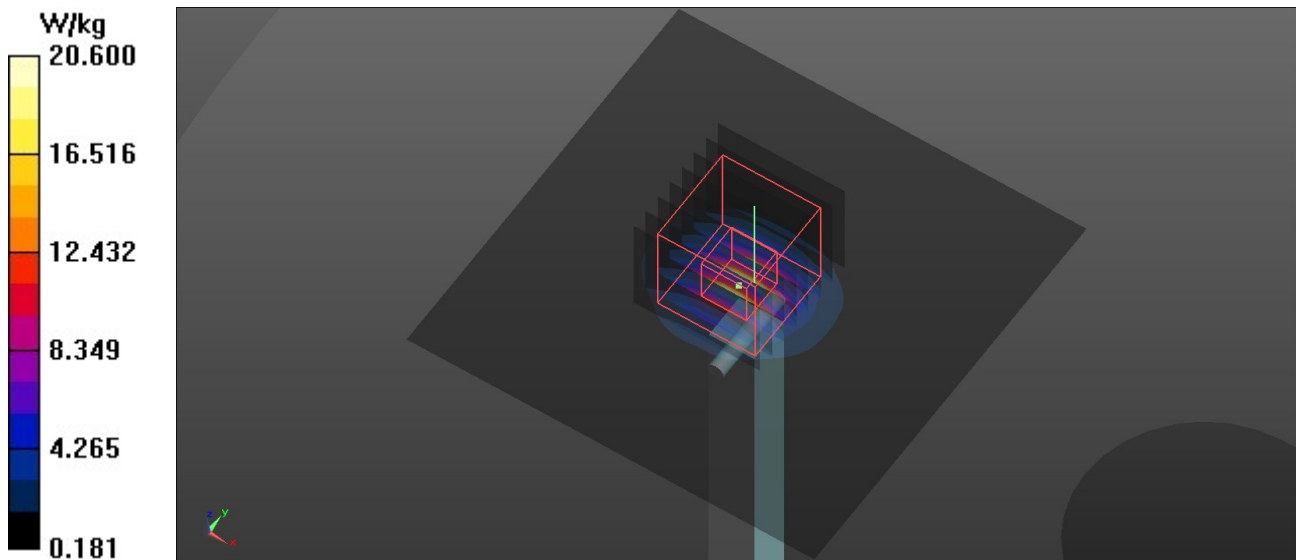
Medium: H5G\_0121 Medium parameters used:  $f = 5200$  MHz;  $\sigma = 4.688$  S/m;  $\epsilon_r = 36.999$ ;  $\rho = 1000$  kg/m<sup>3</sup>

**DASY4 Configuration:**

- Probe: EX3DV4 - SN7506; ConvF(5.65, 5.65, 5.65); Calibrated: 6/22/2018
- Sensor-Surface: 1.4mm (Mechanical Surface Detection)
- Electronics: DAE4 Sn1557; Calibrated: 6/5/2018
- Phantom: SAM 1; Type: QD 000 P40 CB; Serial: TP-1378
- ; Postprocessing SW: SEMCAD, V1.8 Build 186

**Pin=100mW/Area Scan (91x91x1):** Interpolated grid: dx=1.000 mm, dy=1.000 mm  
Maximum value of SAR (interpolated) = 20.6 W/kg

**Pin=100mW/Zoom Scan (8x8x7)/Cube 0:** Measurement grid: dx=4mm, dy=4mm, dz=1.4mm  
Reference Value = 74.73 V/m; Power Drift = -0.08 dB  
Peak SAR (extrapolated) = 34.6 W/kg  
**SAR(1 g) = 8.24 W/kg; SAR(10 g) = 2.38 W/kg**  
Maximum value of SAR (measured) = 19.5 W/kg



## System Check-D5GHz\_5600Mhz\_190121

### DUT: Dipole D5GHzV2

Communication System: CW; Frequency: 5600 MHz; Duty Cycle: 1:1

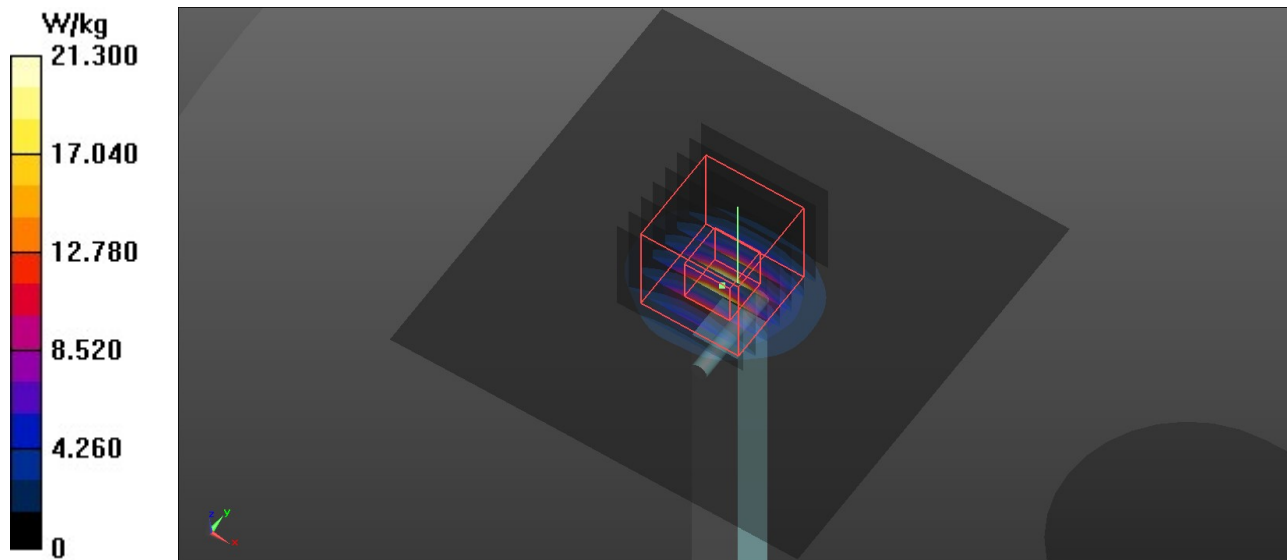
Medium: H5G\_0121 Medium parameters used:  $f = 5600$  MHz;  $\sigma = 5.189$  S/m;  $\epsilon_r = 36.13$ ;  $\rho = 1000$  kg/m<sup>3</sup>

#### DASY4 Configuration:

- Probe: EX3DV4 - SN7506; ConvF(4.96, 4.96, 4.96); Calibrated: 6/22/2018
- Sensor-Surface: 1.4mm (Mechanical Surface Detection)
- Electronics: DAE4 Sn1557; Calibrated: 6/5/2018
- Phantom: SAM 1; Type: QD 000 P40 CB; Serial: TP-1378
- ; Postprocessing SW: SEMCAD, V1.8 Build 186

**Pin=100mW/Area Scan (91x91x1):** Interpolated grid: dx=1.000 mm, dy=1.000 mm  
Maximum value of SAR (interpolated) = 21.3 W/kg

**Pin=100mW/Zoom Scan (8x8x7)/Cube 0:** Measurement grid: dx=4mm, dy=4mm, dz=1.4mm  
Reference Value = 72.76 V/m; Power Drift = 0.01 dB  
Peak SAR (extrapolated) = 39.5 W/kg  
**SAR(1 g) = 8.76 W/kg; SAR(10 g) = 2.47 W/kg**  
Maximum value of SAR (measured) = 21.1 W/kg



**System Check-D5GHz\_5800Mhz\_190121****DUT: Dipole D5GHzV2**

Communication System: CW; Frequency: 5800 MHz; Duty Cycle: 1:1

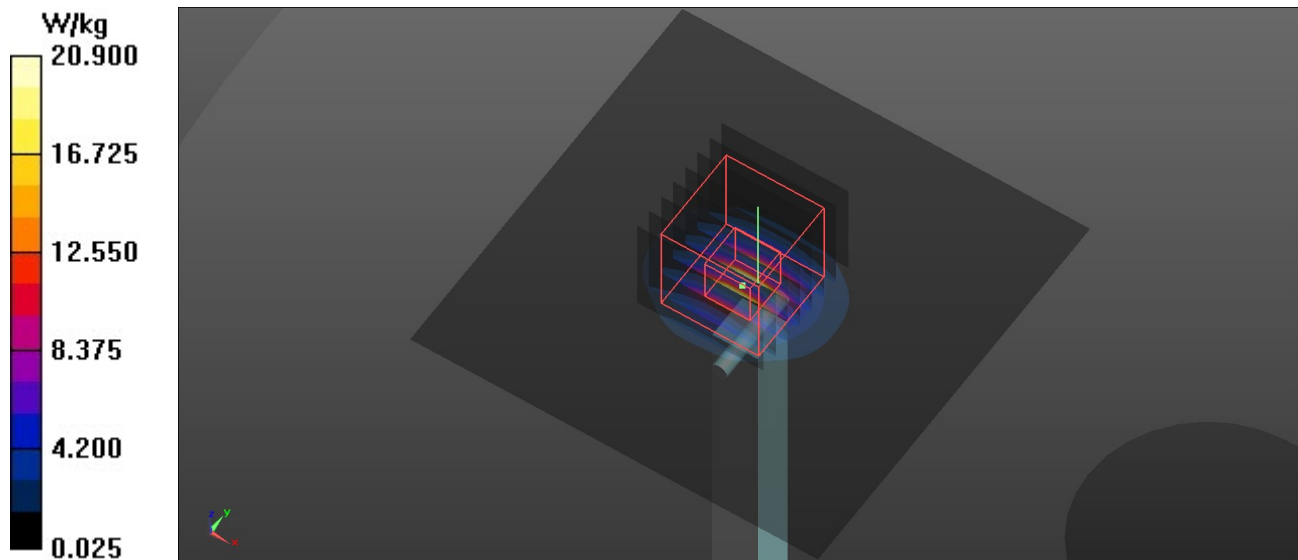
Medium: H5G\_0118 Medium parameters used:  $f = 5800$  MHz;  $\sigma = 5.421$  S/m;  $\epsilon_r = 35.684$ ;  $\rho = 1000$  kg/m<sup>3</sup>

**DASY4 Configuration:**

- Probe: EX3DV4 - SN7506; ConvF(5.1, 5.1, 5.1); Calibrated: 6/22/2018
- Sensor-Surface: 1.4mm (Mechanical Surface Detection)
- Electronics: DAE4 Sn1557; Calibrated: 6/5/2018
- Phantom: SAM 1; Type: QD 000 P40 CB; Serial: TP-1378
- ; Postprocessing SW: SEMCAD, V1.8 Build 186

**Pin=100mW/Area Scan (91x91x1):** Interpolated grid: dx=1.000 mm, dy=1.000 mm  
Maximum value of SAR (interpolated) = 20.9 W/kg

**Pin=100mW/Zoom Scan (8x8x7)/Cube 0:** Measurement grid: dx=4mm, dy=4mm, dz=1.4mm  
Reference Value = 70.04 V/m; Power Drift = 0.02 dB  
Peak SAR (extrapolated) = 39.3 W/kg  
**SAR(1 g) = 8.32 W/kg; SAR(10 g) = 2.36 W/kg**  
Maximum value of SAR (measured) = 20.5 W/kg





## System Check\_B750

### DUT: Dipole 750 MHz

Communication System: CW; Frequency: 750 MHz; Duty Cycle: 1:1

Medium: MSL750 Medium parameters used:  $f = 750$  MHz;  $\sigma = 0.967$  mho/m;  $\epsilon_r = 55.3$ ;  $\rho = 1000$  kg/m<sup>3</sup>

DASY Configuration:

- Probe: ES3DV3 - SN3090; ConvF(6.41, 6.41, 6.41); Calibrated: 2018/4/3
- Sensor-Surface: 3mm (Mechanical Surface Detection)
- Electronics: DAE4 Sn662; Calibrated: 2018/5/11
- Phantom: Triple Flat Phantom 5.1C; Type: QD 000 P51 CA; Serial: 1125
- ; Postprocessing SW: SEMCAD, V1.8 Build 186

**system check/Area Scan (51x81x1):** Measurement grid: dx=15mm, dy=15mm

Maximum value of SAR (interpolated) = 1.01 mW/g

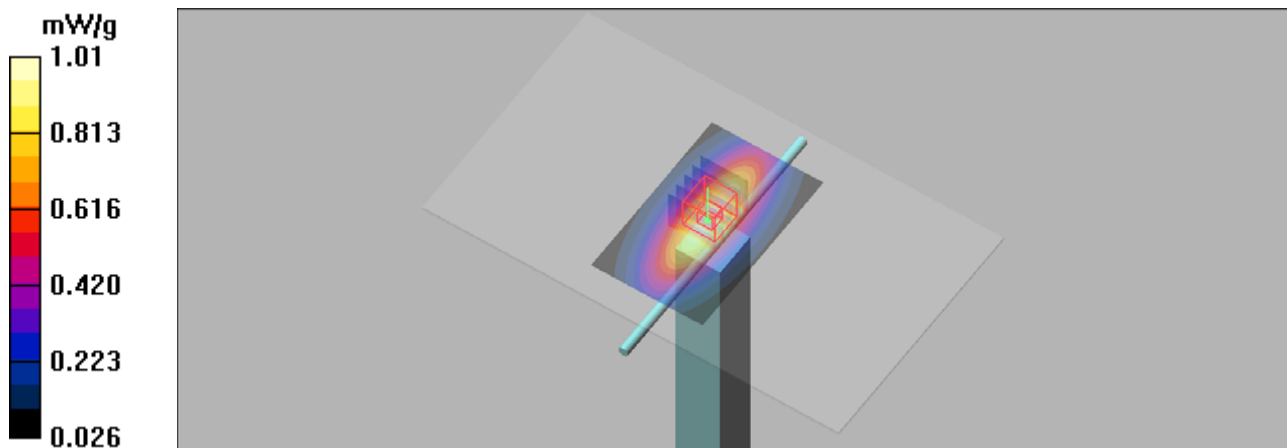
**system check/Zoom Scan (5x5x7)/Cube 0:** Measurement grid: dx=8mm, dy=8mm, dz=5mm

Reference Value = 33.0 V/m; Power Drift = -0.03 dB

Peak SAR (extrapolated) = 1.35 W/kg

**SAR(1 g) = 0.867 mW/g; SAR(10 g) = 0.563 mW/g**

Maximum value of SAR (measured) = 1.02 mW/g



## System Check\_B835

### DUT: Dipole 835 MHz

Communication System: CW; Frequency: 835 MHz; Duty Cycle: 1:1

Medium: MSL835 Medium parameters used:  $f = 835$  MHz;  $\sigma = 0.993$  mho/m;  $\epsilon_r = 57.1$ ;  $\rho = 1000$  kg/m<sup>3</sup>

DASY Configuration:

- Probe: ES3DV3 - SN3090; ConvF(6.41, 6.41, 6.41); Calibrated: 2018/4/3
- Sensor-Surface: 3mm (Mechanical Surface Detection)
- Electronics: DAE4 Sn662; Calibrated: 2018/5/11
- Phantom: Triple Flat Phantom 5.1C; Type: QD 000 P51 CA; Serial: 1125
- ; Postprocessing SW: SEMCAD, V1.8 Build 186

**system check/Area Scan (51x81x1):** Measurement grid: dx=15mm, dy=15mm

Maximum value of SAR (interpolated) = 1.11 mW/g

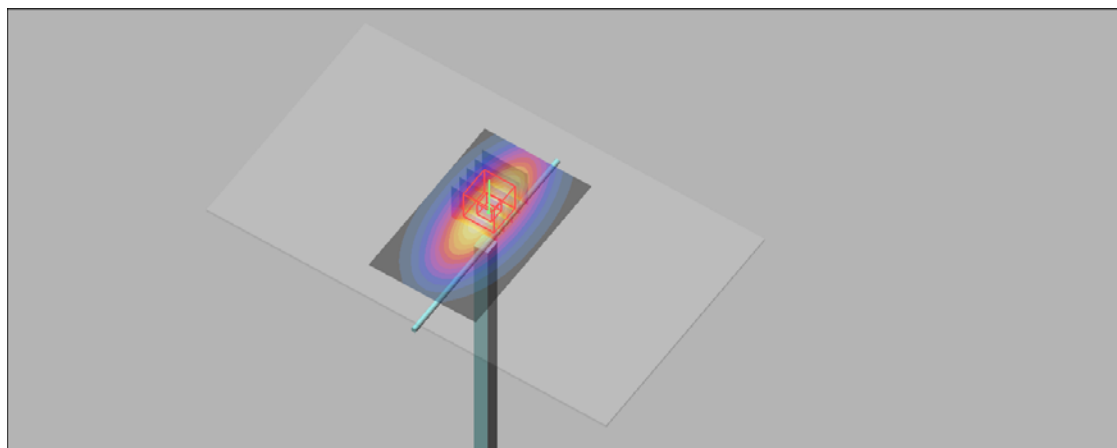
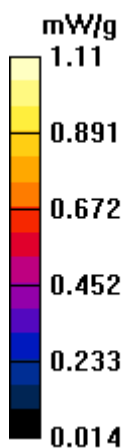
**system check/Zoom Scan (5x5x7)/Cube 0:** Measurement grid: dx=8mm, dy=8mm, dz=5mm

Reference Value = 33.3 V/m; Power Drift = 0.011 dB

Peak SAR (extrapolated) = 1.47 W/kg

**SAR(1 g) = 0.948 mW/g; SAR(10 g) = 0.612 mW/g**

Maximum value of SAR (measured) = 1.11 mW/g



## System Check\_B1800

### DUT: Dipole 1800 MHz

Communication System: CW; Frequency: 1800 MHz; Duty Cycle: 1:1

Medium: MSL1800 Medium parameters used:  $f = 1800$  MHz;  $\sigma = 1.54$  mho/m;  $\epsilon_r = 54.9$ ;  $\rho = 1000$  kg/m<sup>3</sup>

#### DASY Configuration:

- Probe: ES3DV3 - SN3090; ConvF(4.95, 4.95, 4.95); Calibrated: 2018/4/3
- Sensor-Surface: 3mm (Mechanical Surface Detection)
- Electronics: DAE4 Sn662; Calibrated: 2018/5/11
- Phantom: SAM 1; Type: QD 000 P40 CB; Serial: TP-1378
- ; Postprocessing SW: SEMCAD, V1.8 Build 186

**system check/Area Scan (51x71x1):** Measurement grid: dx=15mm, dy=15mm

Maximum value of SAR (interpolated) = 5.96 mW/g

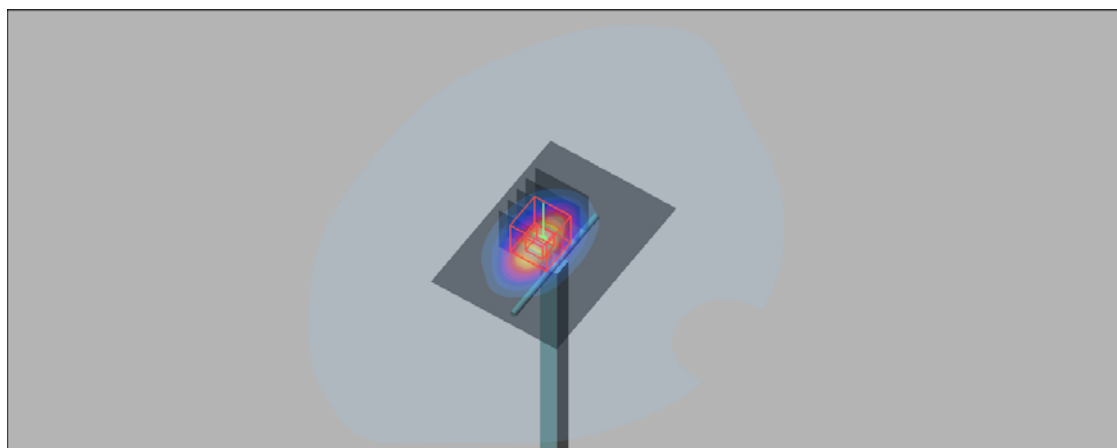
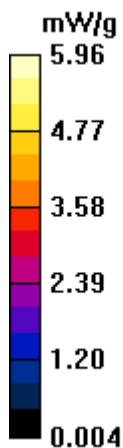
**system check/Zoom Scan (5x5x7)/Cube 0:** Measurement grid: dx=8mm, dy=8mm, dz=5mm

Reference Value = 59.0 V/m; Power Drift = -0.026 dB

Peak SAR (extrapolated) = 7.14 W/kg

**SAR(1 g) = 4 mW/g; SAR(10 g) = 2.11 mW/g**

Maximum value of SAR (measured) = 5.04 mW/g



## System Check\_B1900

### DUT: Dipole 1900 MHz

Communication System: CW; Frequency: 1900 MHz; Duty Cycle: 1:1

Medium: MSL1900 Medium parameters used:  $f = 1900$  MHz;  $\sigma = 1.55$  mho/m;  $\epsilon_r = 52.6$ ;  $\rho = 1000$  kg/m<sup>3</sup>

DASY Configuration:

- Probe: ES3DV3 - SN3090; ConvF(4.48, 4.48, 4.48); Calibrated: 2018/4/3
- Sensor-Surface: 3mm (Mechanical Surface Detection)
- Electronics: DAE4 Sn662; Calibrated: 2018/5/11
- Phantom: SAM 1; Type: QD 000 P40 CB; Serial: TP-1378
- ; Postprocessing SW: SEMCAD, V1.8 Build 186

**system check/Area Scan (51x71x1):** Measurement grid: dx=15mm, dy=15mm

Maximum value of SAR (interpolated) = 6.47 mW/g

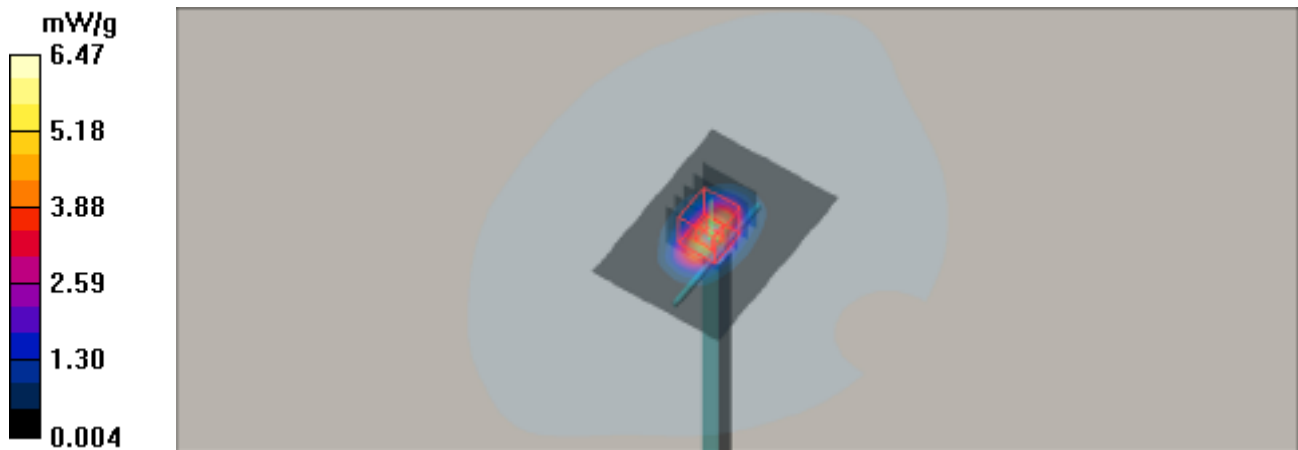
**system check/Zoom Scan (5x5x7)/Cube 0:** Measurement grid: dx=8mm, dy=8mm, dz=5mm

Reference Value = 60.7 V/m; Power Drift = 0.001 dB

Peak SAR (extrapolated) = 7.91 W/kg

**SAR(1 g) = 4.33 mW/g; SAR(10 g) = 2.23 mW/g**

Maximum value of SAR (measured) = 5.53 mW/g



## System Check\_B2450

### DUT: Dipole 2450 MHz

Communication System: CW; Frequency: 2450 MHz; Duty Cycle: 1:1

Medium: MSL2450 Medium parameters used:  $f = 2450$  MHz;  $\sigma = 2.02$  mho/m;  $\epsilon_r = 52.9$ ;  $\rho = 1000$  kg/m<sup>3</sup>

DASY Configuration:

- Probe: ES3DV3 - SN3090; ConvF(4.43, 4.43, 4.43); Calibrated: 2018/4/3
- Sensor-Surface: 3mm (Mechanical Surface Detection)
- Electronics: DAE4 Sn662; Calibrated: 2018/5/11
- Phantom: SAM 2; Type: QD 000 P40 CB; Serial: TP-1376
- ; Postprocessing SW: SEMCAD, V1.8 Build 186

**system check/Area Scan (51x71x1):** Measurement grid: dx=12mm, dy=12mm

Maximum value of SAR (interpolated) = 8.29 mW/g

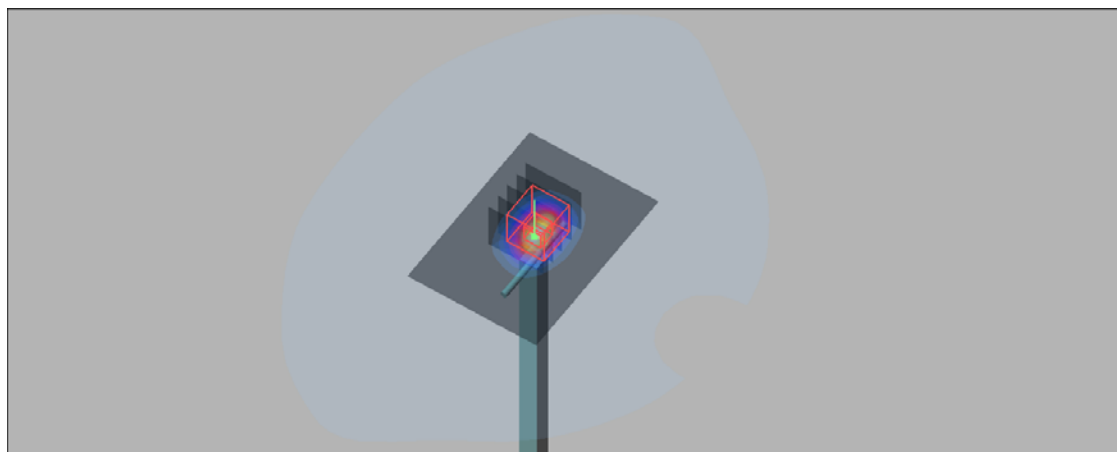
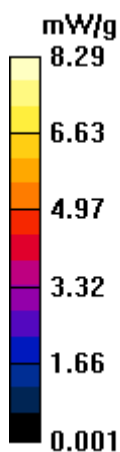
**system check/Zoom Scan (5x5x7)/Cube 0:** Measurement grid: dx=8mm, dy=8mm, dz=5mm

Reference Value = 60.5 V/m; Power Drift = -0.060 dB

Peak SAR (extrapolated) = 11.4 W/kg

**SAR(1 g) = 5.47 mW/g; SAR(10 g) = 2.52 mW/g**

Maximum value of SAR (measured) = 7.10 mW/g



## System Check-D5GHz\_5200Mhz\_190120

### DUT: Dipole D5GHzV2

Communication System: CW; Frequency: 5200 MHz; Duty Cycle: 1:1

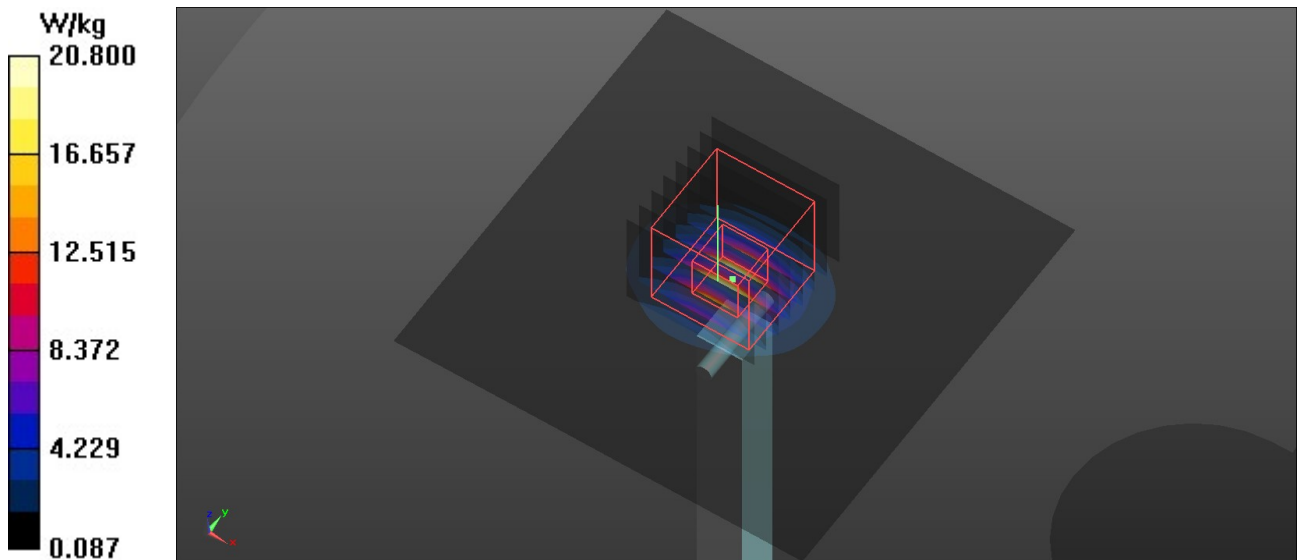
Medium: B5G\_0120 Medium parameters used:  $f = 5200$  MHz;  $\sigma = 5.48$  S/m;  $\epsilon_r = 48.358$ ;  $\rho = 1000$  kg/m<sup>3</sup>

#### DASY4 Configuration:

- Probe: EX3DV4 - SN7506; ConvF(5.09, 5.09, 5.09); Calibrated: 6/22/2018
- Sensor-Surface: 1.4mm (Mechanical Surface Detection)
- Electronics: DAE4 Sn1557; Calibrated: 6/5/2018
- Phantom: SAM 1; Type: QD 000 P40 CB; Serial: TP-1378
- ; Postprocessing SW: SEMCAD, V1.8 Build 186

**Pin=100mW/Area Scan (91x91x1):** Interpolated grid: dx=1.000 mm, dy=1.000 mm  
 Maximum value of SAR (interpolated) = 20.8 W/kg

**Pin=100mW/Zoom Scan (8x8x7)/Cube 0:** Measurement grid: dx=4mm, dy=4mm, dz=1.4mm  
 Reference Value = 74.22 V/m; Power Drift = -0.08 dB  
 Peak SAR (extrapolated) = 32.1 W/kg  
**SAR(1 g) = 7.66 W/kg; SAR(10 g) = 2.29 W/kg**  
 Maximum value of SAR (measured) = 20.5 W/kg



## System Check-D5GHz\_5600Mhz\_190120

### DUT: Dipole D5GHzV2

Communication System: CW; Frequency: 5600 MHz; Duty Cycle: 1:1

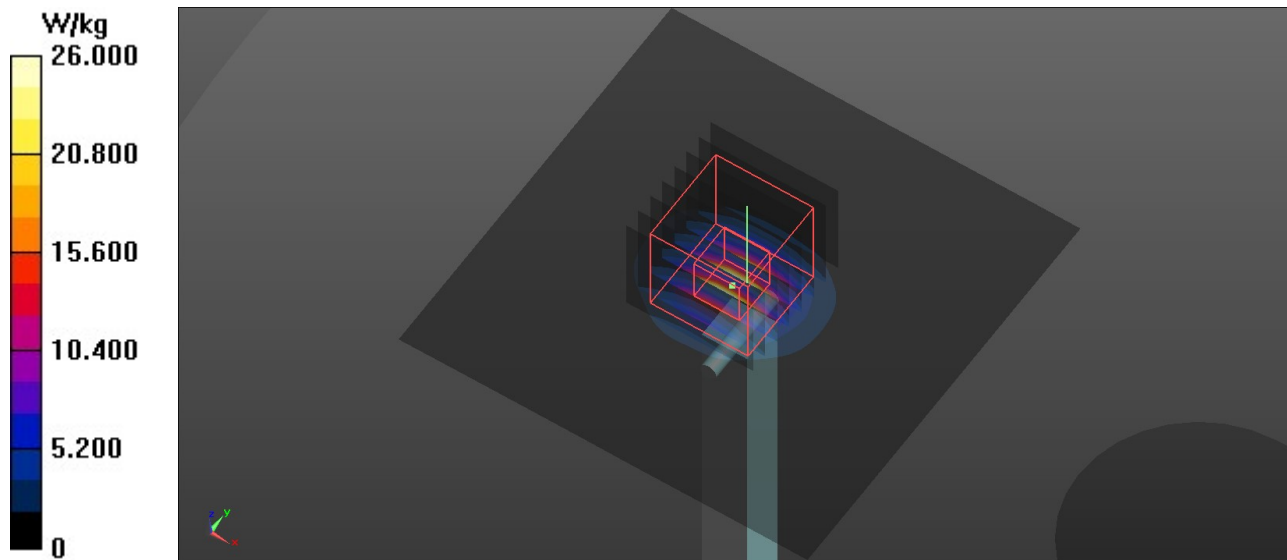
Medium: B5G\_0120 Medium parameters used:  $f = 5600$  MHz;  $\sigma = 6.011$  S/m;  $\epsilon_r = 47.673$ ;  $\rho = 1000$  kg/m<sup>3</sup>

#### DASY4 Configuration:

- Probe: EX3DV4 - SN7506; ConvF(4.25, 4.25, 4.25); Calibrated: 6/22/2018
- Sensor-Surface: 1.4mm (Mechanical Surface Detection)
- Electronics: DAE4 Sn1557; Calibrated: 6/5/2018
- Phantom: SAM 1; Type: QD 000 P40 CB; Serial: TP-1378
- ; Postprocessing SW: SEMCAD, V1.8 Build 186

**Pin=100mW/Area Scan (91x91x1):** Interpolated grid: dx=1.000 mm, dy=1.000 mm  
Maximum value of SAR (interpolated) = 26.0 W/kg

**Pin=100mW/Zoom Scan (8x8x7)/Cube 0:** Measurement grid: dx=4mm, dy=4mm, dz=1.4mm  
Reference Value = 78.60 V/m; Power Drift = 0.04 dB  
Peak SAR (extrapolated) = 43.8 W/kg  
**SAR(1 g) = 7.85 W/kg; SAR(10 g) = 2.23 W/kg**  
Maximum value of SAR (measured) = 25.8 W/kg



## System Check-D5GHz\_5800Mhz\_190120

### DUT: Dipole D5GHzV2

Communication System: CW; Frequency: 5800 MHz; Duty Cycle: 1:1

Medium: B5G\_0120 Medium parameters used:  $f = 5800$  MHz;  $\sigma = 6.287$  S/m;  $\epsilon_r = 47.348$ ;  $\rho = 1000$  kg/m<sup>3</sup>

#### DASY4 Configuration:

- Probe: EX3DV4 - SN7506; ConvF(4.31, 4.31, 4.31); Calibrated: 6/22/2018
- Sensor-Surface: 1.4mm (Mechanical Surface Detection)
- Electronics: DAE4 Sn1557; Calibrated: 6/5/2018
- Phantom: SAM 1; Type: QD 000 P40 CB; Serial: TP-1378
- ; Postprocessing SW: SEMCAD, V1.8 Build 186

**Pin=100mW/Area Scan (91x91x1):** Interpolated grid: dx=1.000 mm, dy=1.000 mm  
Maximum value of SAR (interpolated) = 24.8 W/kg

**Pin=100mW/Zoom Scan (8x8x7)/Cube 0:** Measurement grid: dx=4mm, dy=4mm, dz=1.4mm

Reference Value = 72.62 V/m; Power Drift = 0.02 dB

Peak SAR (extrapolated) = 44.6 W/kg

**SAR(1 g) = 7.61 W/kg; SAR(10 g) = 2.18 W/kg**

Maximum value of SAR (measured) = 25.6 W/kg

