





Appendix D


Photographs

1. SAR measurement System
2. Photographs of Tissue Simulate Liquid
3. Photographs of EUT test position
4. EUT Constructional Details



1. SAR measurement System



2. Photographs of Tissue Simulate Liquid

Photo 1: Tissue Simulant Liquid for HBBL600-10000MHz	NA
	NA

3. Photographs of EUT test position

Photo 2: Back side 0mm	Photo 3: Left side 0mm
	
Photo 4: Right side 0mm	Photo 5: Top side 0mm
	

4. EUT Constructional Details

Photo 6: Front View	Photo 7: Back View
