


# Appendix D

## Photographs

1. SAR measurement System
2. Photographs of Tissue Simulate Liquid
3. Photographs of EUT test position
4. EUT Constructional Details




## 1. SAR measurement System



## 2. Photographs of Tissue Simulate Liquid

Photo 1: Tissue Simulant Liquid for HBBL600-10000MHz	NA
	NA

### 3. Photographs of EUT test position

Photo 2: Front side 0mm	Photo 3: Back side 0mm
	
Photo 4: Edge side 0mm	NA
	NA

# 1 EUT Constructional Details

