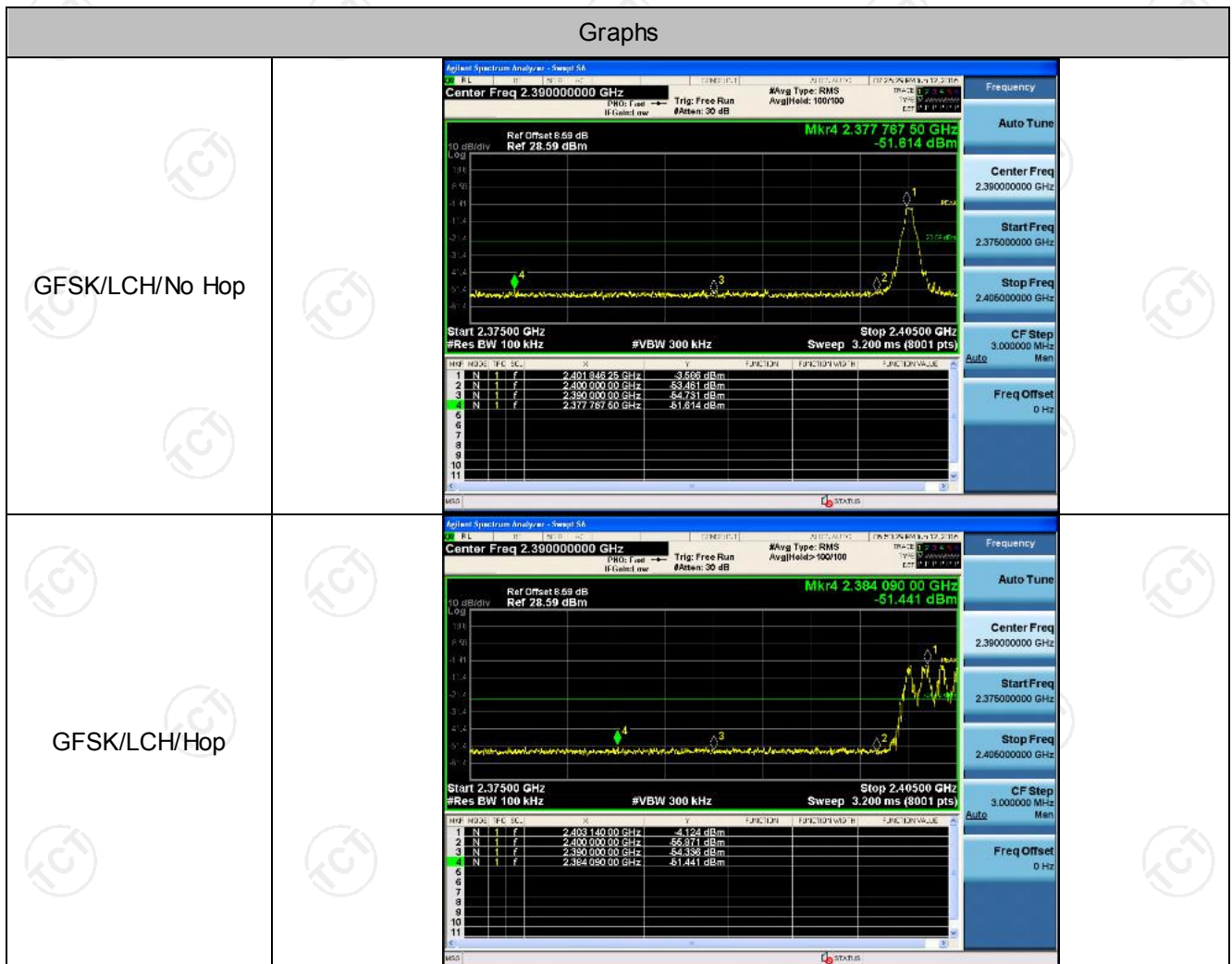


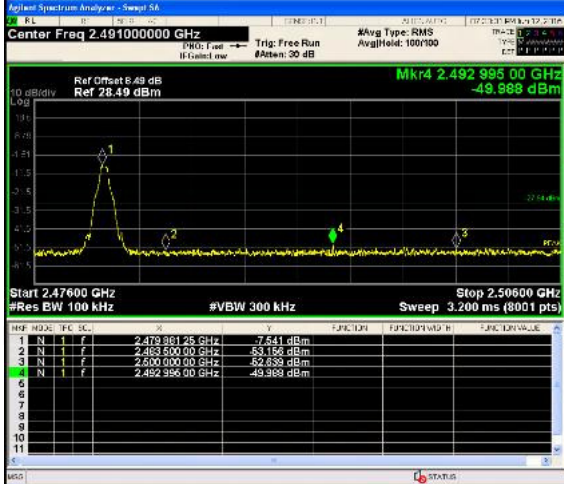
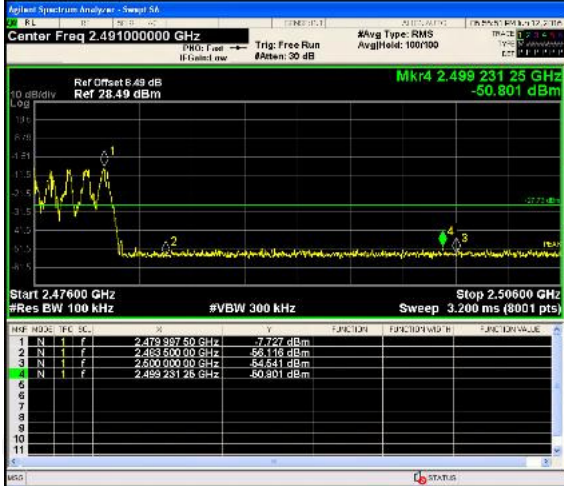
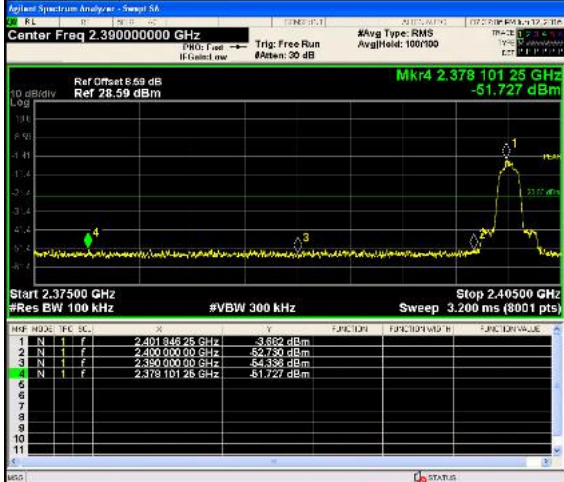
Band-edge for RF Conducted Emissions

Result Table

Mode	Channel	Carrier Frequency [MHz]	Carrier Power [dBm]	Frequency Hopping	Max Spurious Level [dBm]	Limit [dBm]	Verdict
GFSK	LCH	2402	-3.586	Off	-51.614	-23.59	PASS
			-4.124	On	-51.441	-24.12	PASS
GFSK	HCH	2480	-7.541	Off	-49.988	-27.54	PASS
			-7.727	On	-50.801	-27.73	PASS
$\pi/4$ DQPSK	LCH	2402	-3.682	Off	-51.727	-23.68	PASS
			-6.648	On	-51.208	-26.65	PASS
$\pi/4$ DQPSK	HCH	2480	-7.582	Off	-51.030	-27.58	PASS
			-11.091	On	-51.023	-31.09	PASS
8DPSK	LCH	2402	-3.649	Off	-52.099	-23.65	PASS
			-4.336	On	-51.652	-24.34	PASS
8DPSK	HCH	2480	-7.267	Off	-51.268	-27.27	PASS
			-7.812	On	-51.267	-27.81	PASS

Test Graph



<p>GFSK/HCH/No Hop</p>	 <table border="1" data-bbox="606 515 1173 660"> <thead> <tr> <th>HF</th> <th>MODE</th> <th>FREQ</th> <th>SC</th> <th>Y</th> <th>FUNCTION</th> <th>FUNCTION VALUE</th> </tr> </thead> <tbody> <tr> <td>1</td> <td>N</td> <td>2.479 961 25 GHz</td> <td></td> <td>-7.541 dBm</td> <td></td> <td></td> </tr> <tr> <td>2</td> <td>N</td> <td>2.483 500 00 GHz</td> <td></td> <td>-53.156 dBm</td> <td></td> <td></td> </tr> <tr> <td>3</td> <td>N</td> <td>2.501 000 00 GHz</td> <td></td> <td>-52.638 dBm</td> <td></td> <td></td> </tr> <tr> <td>4</td> <td>N</td> <td>2.492 995 00 GHz</td> <td></td> <td>-49.988 dBm</td> <td></td> <td></td> </tr> </tbody> </table>	HF	MODE	FREQ	SC	Y	FUNCTION	FUNCTION VALUE	1	N	2.479 961 25 GHz		-7.541 dBm			2	N	2.483 500 00 GHz		-53.156 dBm			3	N	2.501 000 00 GHz		-52.638 dBm			4	N	2.492 995 00 GHz		-49.988 dBm		
HF	MODE	FREQ	SC	Y	FUNCTION	FUNCTION VALUE																														
1	N	2.479 961 25 GHz		-7.541 dBm																																
2	N	2.483 500 00 GHz		-53.156 dBm																																
3	N	2.501 000 00 GHz		-52.638 dBm																																
4	N	2.492 995 00 GHz		-49.988 dBm																																
<p>GFSK/HCH/Hop</p>	 <table border="1" data-bbox="606 1019 1173 1164"> <thead> <tr> <th>HF</th> <th>MODE</th> <th>FREQ</th> <th>SC</th> <th>Y</th> <th>FUNCTION</th> <th>FUNCTION VALUE</th> </tr> </thead> <tbody> <tr> <td>1</td> <td>N</td> <td>2.479 961 25 GHz</td> <td></td> <td>-7.541 dBm</td> <td></td> <td></td> </tr> <tr> <td>2</td> <td>N</td> <td>2.483 500 00 GHz</td> <td></td> <td>-53.156 dBm</td> <td></td> <td></td> </tr> <tr> <td>3</td> <td>N</td> <td>2.501 000 00 GHz</td> <td></td> <td>-54.541 dBm</td> <td></td> <td></td> </tr> <tr> <td>4</td> <td>N</td> <td>2.499 231 25 GHz</td> <td></td> <td>-50.801 dBm</td> <td></td> <td></td> </tr> </tbody> </table>	HF	MODE	FREQ	SC	Y	FUNCTION	FUNCTION VALUE	1	N	2.479 961 25 GHz		-7.541 dBm			2	N	2.483 500 00 GHz		-53.156 dBm			3	N	2.501 000 00 GHz		-54.541 dBm			4	N	2.499 231 25 GHz		-50.801 dBm		
HF	MODE	FREQ	SC	Y	FUNCTION	FUNCTION VALUE																														
1	N	2.479 961 25 GHz		-7.541 dBm																																
2	N	2.483 500 00 GHz		-53.156 dBm																																
3	N	2.501 000 00 GHz		-54.541 dBm																																
4	N	2.499 231 25 GHz		-50.801 dBm																																
<p>$\pi/4$DQPSK/LCH/No Hop</p>	 <table border="1" data-bbox="606 1500 1173 1646"> <thead> <tr> <th>HF</th> <th>MODE</th> <th>FREQ</th> <th>SC</th> <th>Y</th> <th>FUNCTION</th> <th>FUNCTION VALUE</th> </tr> </thead> <tbody> <tr> <td>1</td> <td>N</td> <td>2.401 348 25 GHz</td> <td></td> <td>-3.889 dBm</td> <td></td> <td></td> </tr> <tr> <td>2</td> <td>N</td> <td>2.400 000 00 GHz</td> <td></td> <td>-52.730 dBm</td> <td></td> <td></td> </tr> <tr> <td>3</td> <td>N</td> <td>2.390 000 00 GHz</td> <td></td> <td>-54.336 dBm</td> <td></td> <td></td> </tr> <tr> <td>4</td> <td>N</td> <td>2.378 101 25 GHz</td> <td></td> <td>-51.727 dBm</td> <td></td> <td></td> </tr> </tbody> </table>	HF	MODE	FREQ	SC	Y	FUNCTION	FUNCTION VALUE	1	N	2.401 348 25 GHz		-3.889 dBm			2	N	2.400 000 00 GHz		-52.730 dBm			3	N	2.390 000 00 GHz		-54.336 dBm			4	N	2.378 101 25 GHz		-51.727 dBm		
HF	MODE	FREQ	SC	Y	FUNCTION	FUNCTION VALUE																														
1	N	2.401 348 25 GHz		-3.889 dBm																																
2	N	2.400 000 00 GHz		-52.730 dBm																																
3	N	2.390 000 00 GHz		-54.336 dBm																																
4	N	2.378 101 25 GHz		-51.727 dBm																																

<p>$\pi/4$DQPSK/LCH/Hop</p>		<table border="1"> <thead> <tr> <th>Frequency</th> </tr> </thead> <tbody> <tr> <td>Auto Tune</td> </tr> <tr> <td>Center Freq 2.390000000 GHz</td> </tr> <tr> <td>Start Freq 2.376000000 GHz</td> </tr> <tr> <td>Stop Freq 2.406000000 GHz</td> </tr> <tr> <td>CF Step 3.000000 MHz</td> </tr> <tr> <td>Auto</td> </tr> <tr> <td>Man</td> </tr> <tr> <td>Freq Offset 0 Hz</td> </tr> </tbody> </table>	Frequency	Auto Tune	Center Freq 2.390000000 GHz	Start Freq 2.376000000 GHz	Stop Freq 2.406000000 GHz	CF Step 3.000000 MHz	Auto	Man	Freq Offset 0 Hz
Frequency											
Auto Tune											
Center Freq 2.390000000 GHz											
Start Freq 2.376000000 GHz											
Stop Freq 2.406000000 GHz											
CF Step 3.000000 MHz											
Auto											
Man											
Freq Offset 0 Hz											
<p>$\pi/4$DQPSK/HCH/No Hop</p>		<table border="1"> <thead> <tr> <th>Frequency</th> </tr> </thead> <tbody> <tr> <td>Auto Tune</td> </tr> <tr> <td>Center Freq 2.491000000 GHz</td> </tr> <tr> <td>Start Freq 2.476000000 GHz</td> </tr> <tr> <td>Stop Freq 2.506000000 GHz</td> </tr> <tr> <td>CF Step 3.000000 MHz</td> </tr> <tr> <td>Auto</td> </tr> <tr> <td>Man</td> </tr> <tr> <td>Freq Offset 0 Hz</td> </tr> </tbody> </table>	Frequency	Auto Tune	Center Freq 2.491000000 GHz	Start Freq 2.476000000 GHz	Stop Freq 2.506000000 GHz	CF Step 3.000000 MHz	Auto	Man	Freq Offset 0 Hz
Frequency											
Auto Tune											
Center Freq 2.491000000 GHz											
Start Freq 2.476000000 GHz											
Stop Freq 2.506000000 GHz											
CF Step 3.000000 MHz											
Auto											
Man											
Freq Offset 0 Hz											
<p>$\pi/4$DQPSK/HCH/Hop</p>		<table border="1"> <thead> <tr> <th>Frequency</th> </tr> </thead> <tbody> <tr> <td>Auto Tune</td> </tr> <tr> <td>Center Freq 2.491000000 GHz</td> </tr> <tr> <td>Start Freq 2.476000000 GHz</td> </tr> <tr> <td>Stop Freq 2.506000000 GHz</td> </tr> <tr> <td>CF Step 3.000000 MHz</td> </tr> <tr> <td>Auto</td> </tr> <tr> <td>Man</td> </tr> <tr> <td>Freq Offset 0 Hz</td> </tr> </tbody> </table>	Frequency	Auto Tune	Center Freq 2.491000000 GHz	Start Freq 2.476000000 GHz	Stop Freq 2.506000000 GHz	CF Step 3.000000 MHz	Auto	Man	Freq Offset 0 Hz
Frequency											
Auto Tune											
Center Freq 2.491000000 GHz											
Start Freq 2.476000000 GHz											
Stop Freq 2.506000000 GHz											
CF Step 3.000000 MHz											
Auto											
Man											
Freq Offset 0 Hz											

<p>8DPSK/LCH/No Hop</p>	<p>Agilent Spectrum Analyzer - Sweep SA</p> <p>Center Freq 2.39000000 GHz</p> <p>Ref Offset 6.69 dB Ref 28.59 dBm</p> <p>Mkr4 2.39190000 GHz -52.099 dBm</p> <p>Start 2.37500 GHz #Res BW 100 kHz #VBW 300 kHz Sweep 3.200 ms (8001 pts)</p> <table border="1"> <thead> <tr> <th>HF</th> <th>MODE</th> <th>FREQ</th> <th>LEVEL</th> <th>FUNCTION</th> <th>FUNCTION VALUE</th> </tr> </thead> <tbody> <tr> <td>1</td> <td>N</td> <td>F</td> <td>2.40184625 GHz</td> <td>-3.649 dBm</td> <td></td> </tr> <tr> <td>2</td> <td>N</td> <td>F</td> <td>2.40000000 GHz</td> <td>-51.834 dBm</td> <td></td> </tr> <tr> <td>3</td> <td>N</td> <td>F</td> <td>2.39000000 GHz</td> <td>-54.538 dBm</td> <td></td> </tr> <tr> <td>4</td> <td>N</td> <td>F</td> <td>2.38190000 GHz</td> <td>-52.099 dBm</td> <td></td> </tr> </tbody> </table>	HF	MODE	FREQ	LEVEL	FUNCTION	FUNCTION VALUE	1	N	F	2.40184625 GHz	-3.649 dBm		2	N	F	2.40000000 GHz	-51.834 dBm		3	N	F	2.39000000 GHz	-54.538 dBm		4	N	F	2.38190000 GHz	-52.099 dBm	
HF	MODE	FREQ	LEVEL	FUNCTION	FUNCTION VALUE																										
1	N	F	2.40184625 GHz	-3.649 dBm																											
2	N	F	2.40000000 GHz	-51.834 dBm																											
3	N	F	2.39000000 GHz	-54.538 dBm																											
4	N	F	2.38190000 GHz	-52.099 dBm																											
<p>8DPSK/LCH/Hop</p>	<p>Agilent Spectrum Analyzer - Sweep SA</p> <p>Center Freq 2.39000000 GHz</p> <p>Ref Offset 6.69 dB Ref 28.59 dBm</p> <p>Mkr4 2.38868500 GHz -51.852 dBm</p> <p>Start 2.37500 GHz #Res BW 100 kHz #VBW 300 kHz Sweep 3.200 ms (8001 pts)</p> <table border="1"> <thead> <tr> <th>HF</th> <th>MODE</th> <th>FREQ</th> <th>LEVEL</th> <th>FUNCTION</th> <th>FUNCTION VALUE</th> </tr> </thead> <tbody> <tr> <td>1</td> <td>N</td> <td>F</td> <td>2.40401750 GHz</td> <td>-3.649 dBm</td> <td></td> </tr> <tr> <td>2</td> <td>N</td> <td>F</td> <td>2.40000000 GHz</td> <td>-53.449 dBm</td> <td></td> </tr> <tr> <td>3</td> <td>N</td> <td>F</td> <td>2.39000000 GHz</td> <td>-56.308 dBm</td> <td></td> </tr> <tr> <td>4</td> <td>N</td> <td>F</td> <td>2.38868500 GHz</td> <td>-51.852 dBm</td> <td></td> </tr> </tbody> </table>	HF	MODE	FREQ	LEVEL	FUNCTION	FUNCTION VALUE	1	N	F	2.40401750 GHz	-3.649 dBm		2	N	F	2.40000000 GHz	-53.449 dBm		3	N	F	2.39000000 GHz	-56.308 dBm		4	N	F	2.38868500 GHz	-51.852 dBm	
HF	MODE	FREQ	LEVEL	FUNCTION	FUNCTION VALUE																										
1	N	F	2.40401750 GHz	-3.649 dBm																											
2	N	F	2.40000000 GHz	-53.449 dBm																											
3	N	F	2.39000000 GHz	-56.308 dBm																											
4	N	F	2.38868500 GHz	-51.852 dBm																											
<p>8DPSK/HCH/No Hop</p>	<p>Agilent Spectrum Analyzer - Sweep SA</p> <p>Center Freq 2.49100000 GHz</p> <p>Ref Offset 6.49 dB Ref 28.49 dBm</p> <p>Mkr4 2.49981250 GHz -51.268 dBm</p> <p>Start 2.47600 GHz #Res BW 100 kHz #VBW 300 kHz Sweep 3.200 ms (8001 pts)</p> <table border="1"> <thead> <tr> <th>HF</th> <th>MODE</th> <th>FREQ</th> <th>LEVEL</th> <th>FUNCTION</th> <th>FUNCTION VALUE</th> </tr> </thead> <tbody> <tr> <td>1</td> <td>N</td> <td>F</td> <td>2.47934375 GHz</td> <td>-7.457 dBm</td> <td></td> </tr> <tr> <td>2</td> <td>N</td> <td>F</td> <td>2.46360000 GHz</td> <td>-53.305 dBm</td> <td></td> </tr> <tr> <td>3</td> <td>N</td> <td>F</td> <td>2.60000000 GHz</td> <td>-56.371 dBm</td> <td></td> </tr> <tr> <td>4</td> <td>N</td> <td>F</td> <td>2.49981250 GHz</td> <td>-51.268 dBm</td> <td></td> </tr> </tbody> </table>	HF	MODE	FREQ	LEVEL	FUNCTION	FUNCTION VALUE	1	N	F	2.47934375 GHz	-7.457 dBm		2	N	F	2.46360000 GHz	-53.305 dBm		3	N	F	2.60000000 GHz	-56.371 dBm		4	N	F	2.49981250 GHz	-51.268 dBm	
HF	MODE	FREQ	LEVEL	FUNCTION	FUNCTION VALUE																										
1	N	F	2.47934375 GHz	-7.457 dBm																											
2	N	F	2.46360000 GHz	-53.305 dBm																											
3	N	F	2.60000000 GHz	-56.371 dBm																											
4	N	F	2.49981250 GHz	-51.268 dBm																											

8DPSK/HCH/Hop

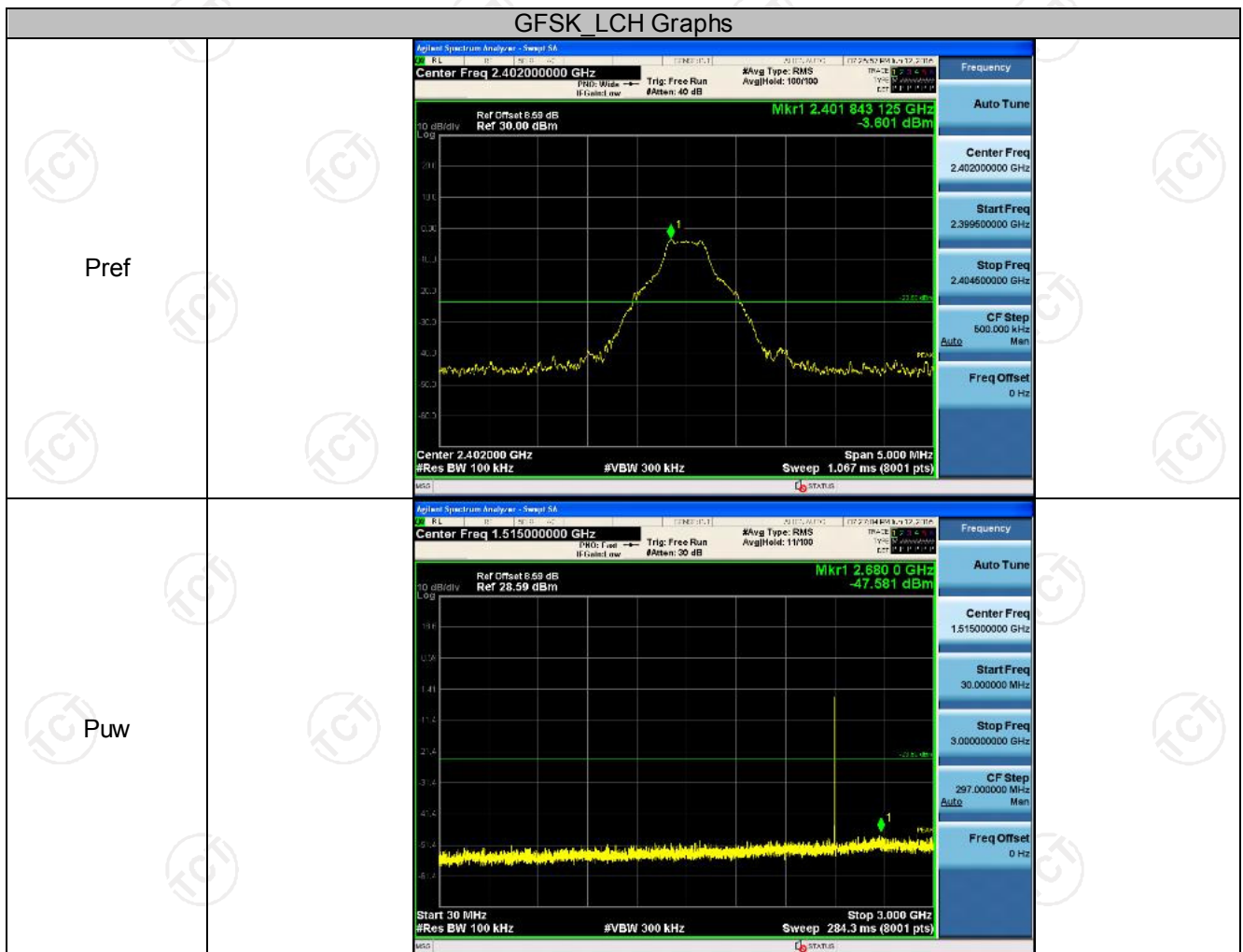


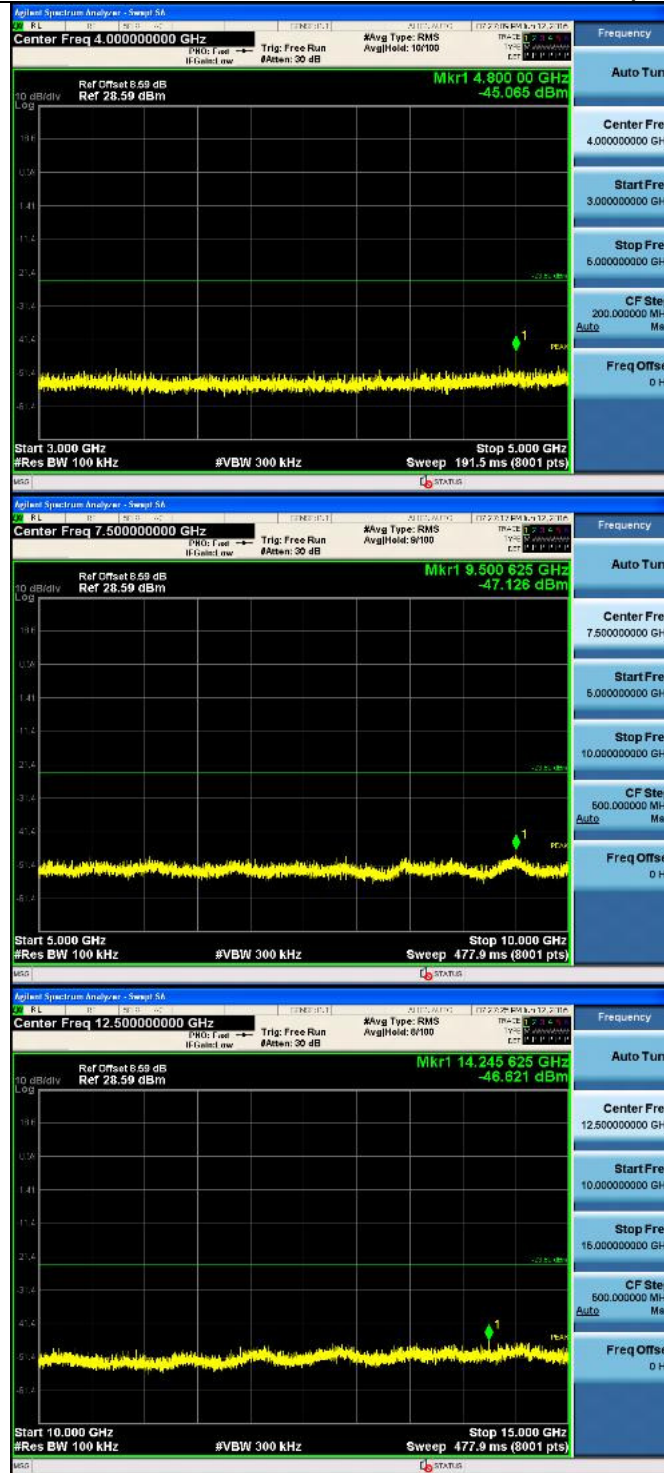
RF Conducted Spurious Emissions

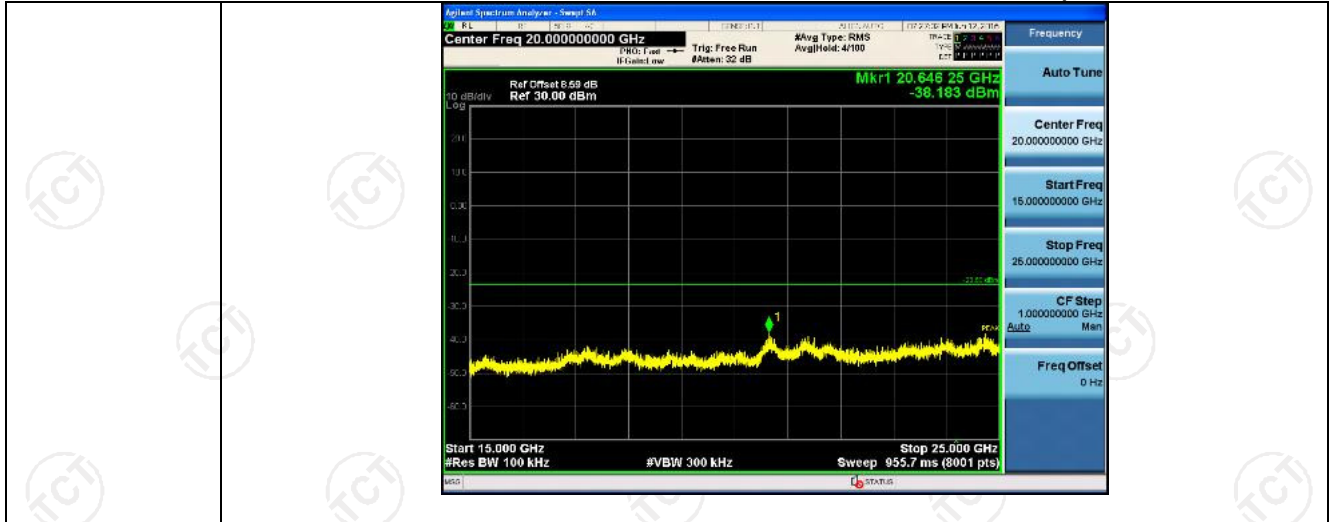
Result Table

Mode	Channel	Pref [dBm]	Puw [dBm]	Verdict
GFSK	LCH	-3.601	<Limit	PASS
GFSK	MCH	-5.758	<Limit	PASS
GFSK	HCH	-7.68	<Limit	PASS
$\pi/4$ DQPSK	LCH	-3.764	<Limit	PASS
$\pi/4$ DQPSK	MCH	-5.656	<Limit	PASS
$\pi/4$ DQPSK	HCH	-7.365	<Limit	PASS
8DPSK	LCH	-3.467	<Limit	PASS
8DPSK	MCH	-6.621	<Limit	PASS
8DPSK	HCH	-7.419	<Limit	PASS

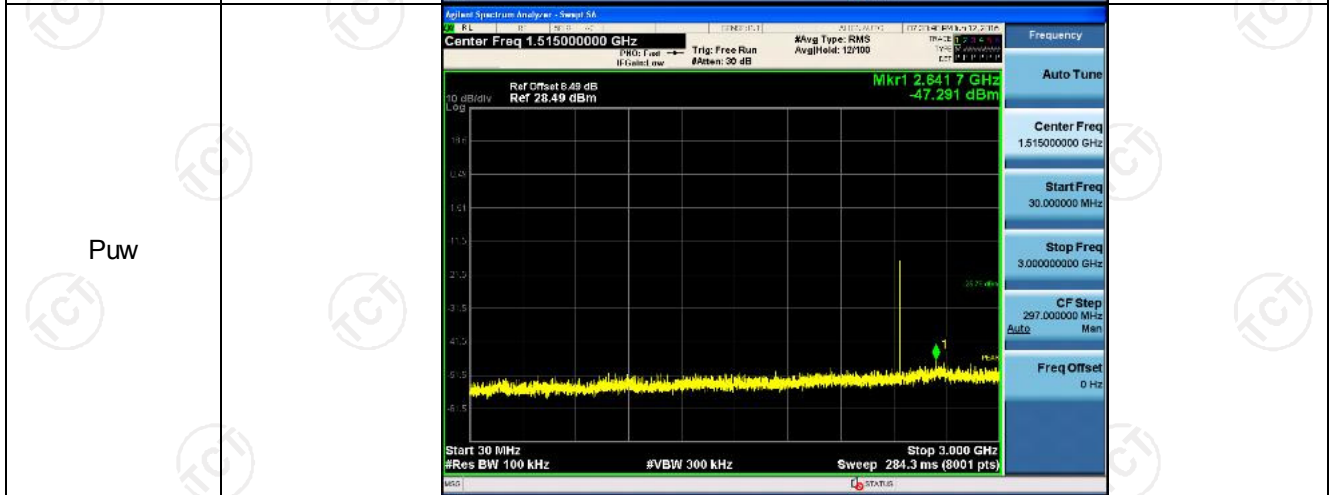
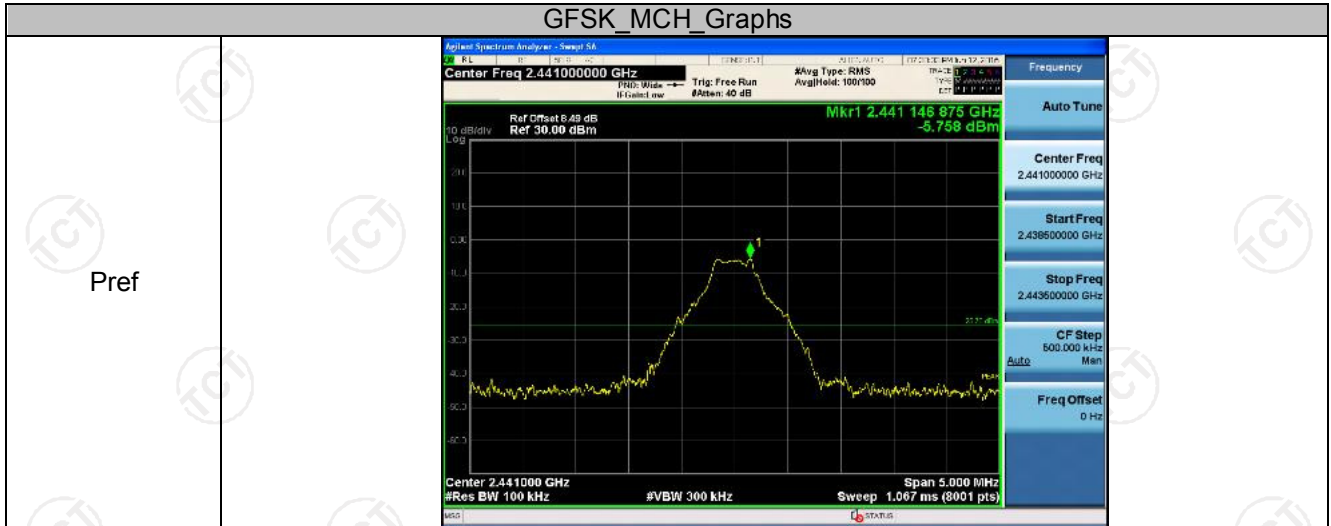
Test Graph

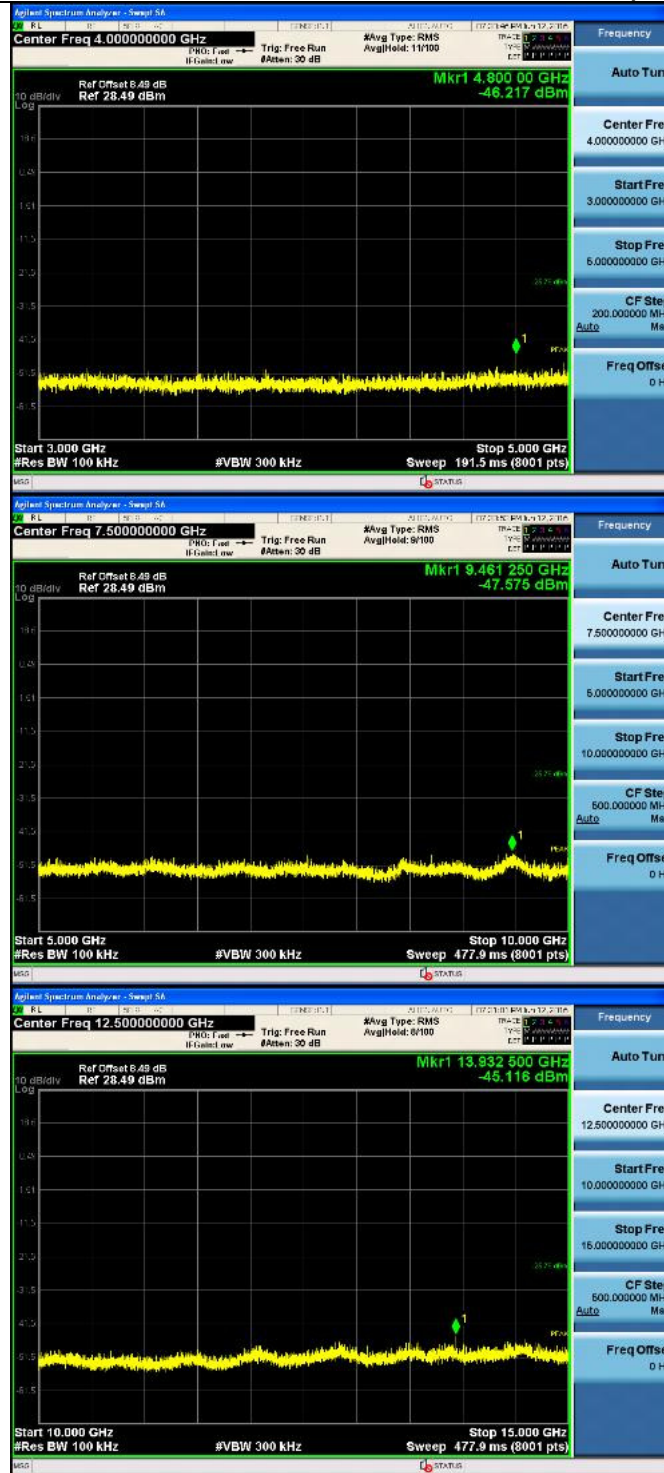


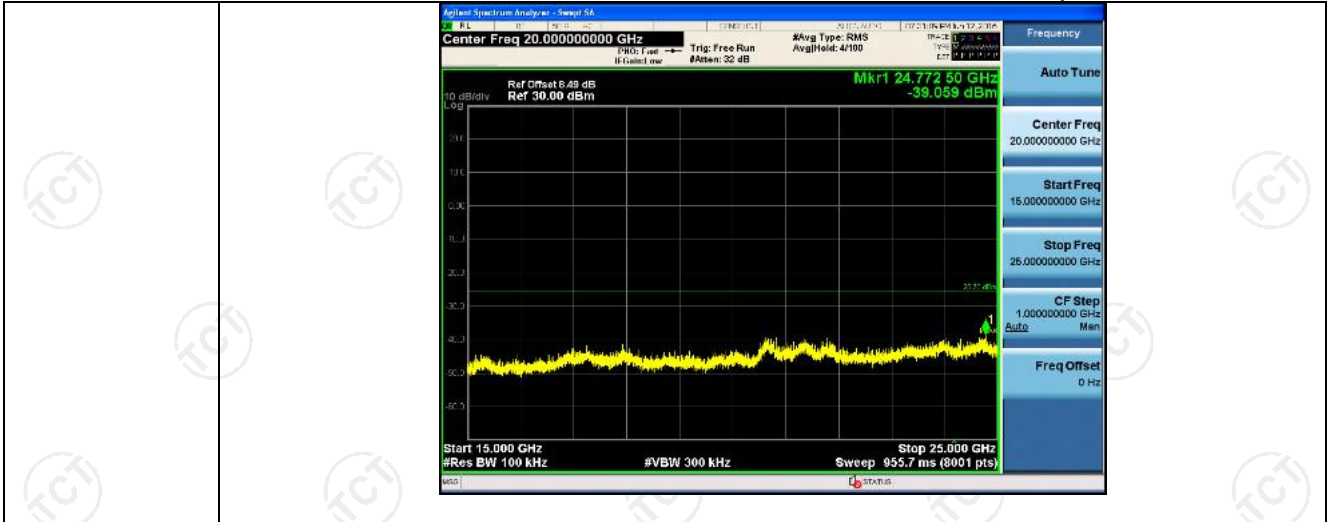




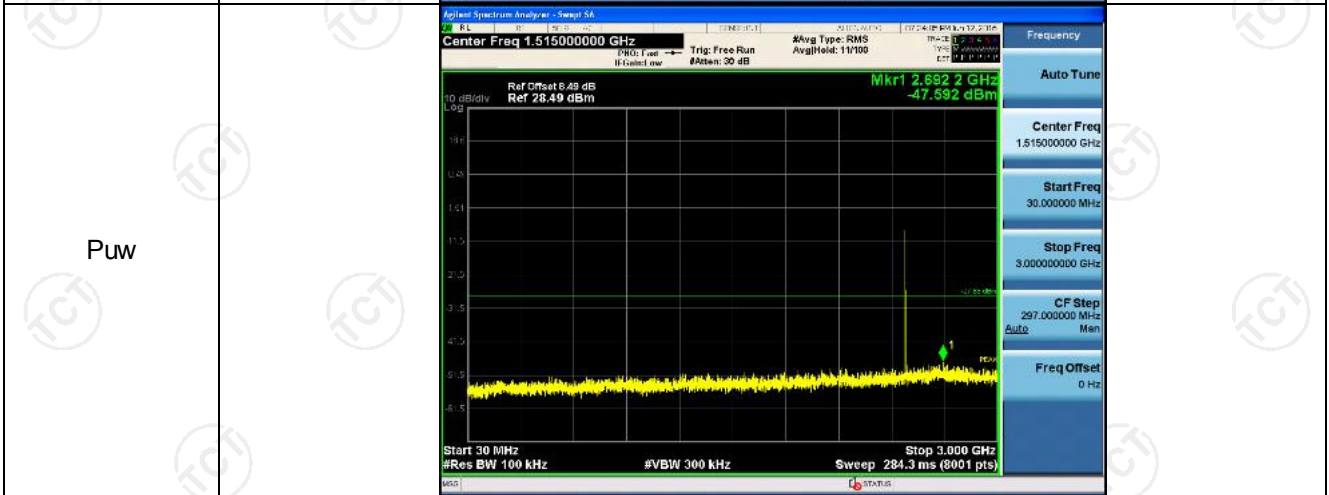
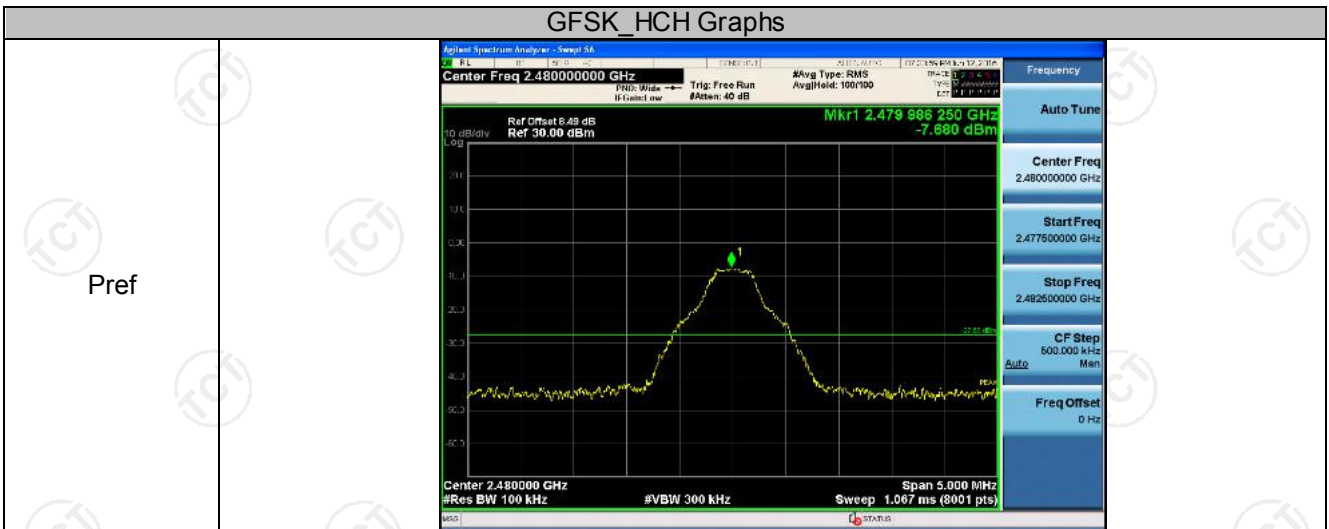
GFSK_MCH_Graphs

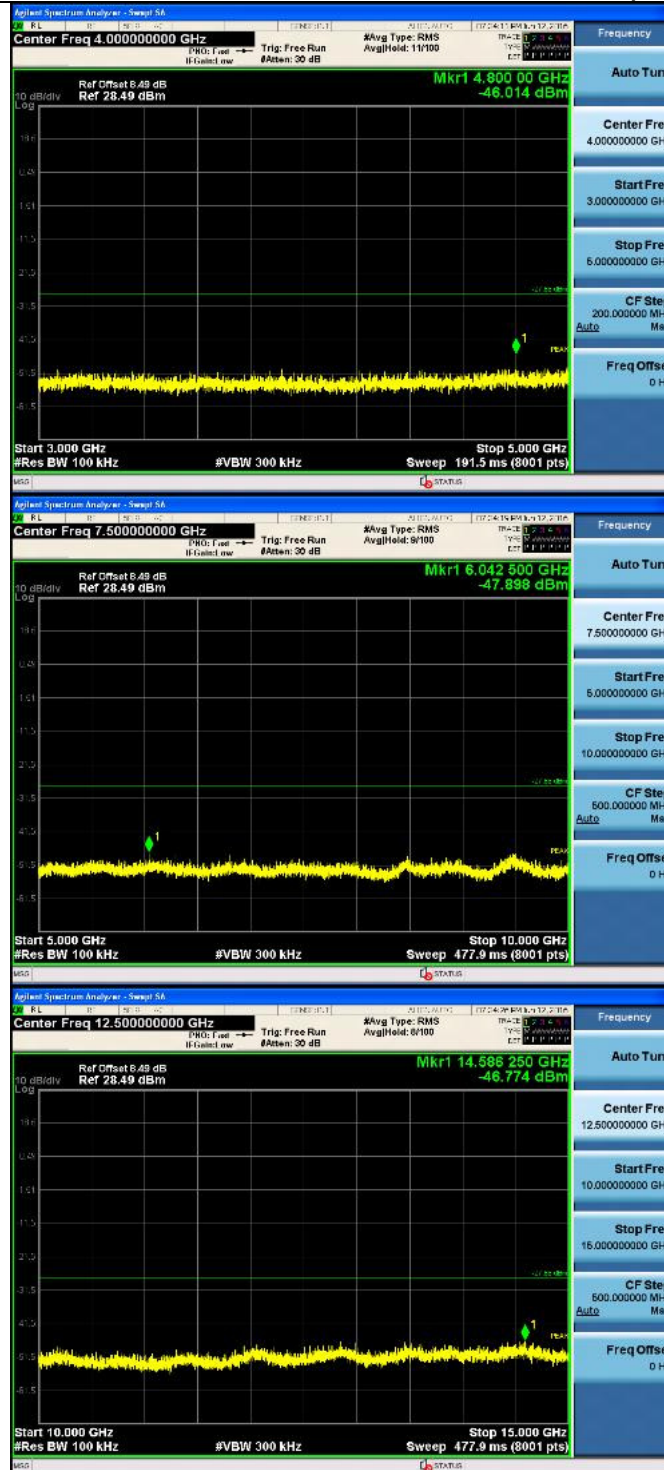


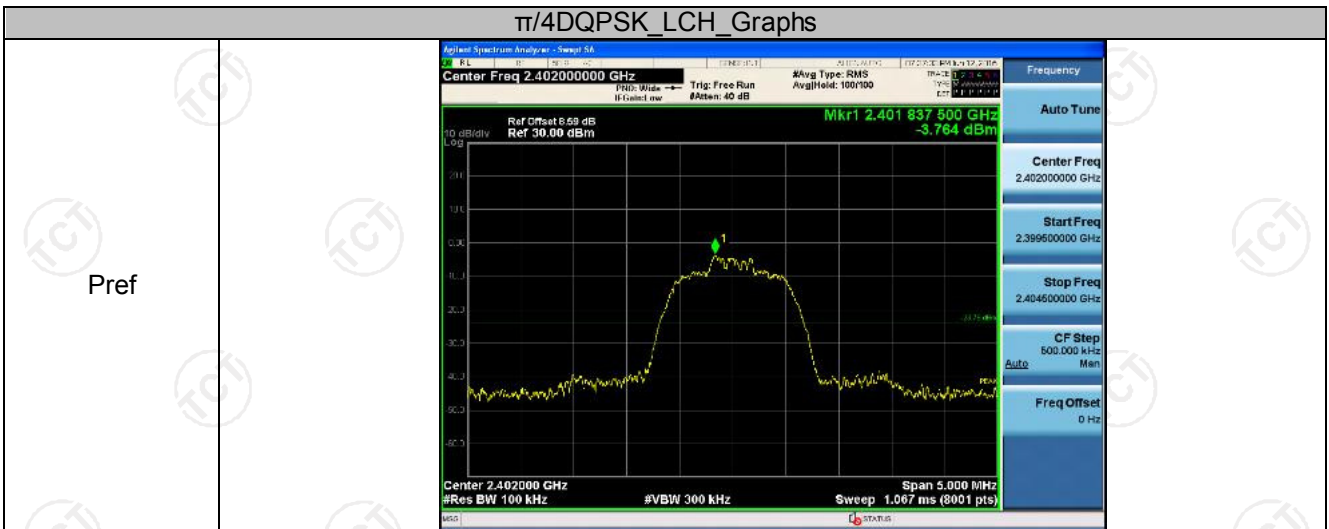
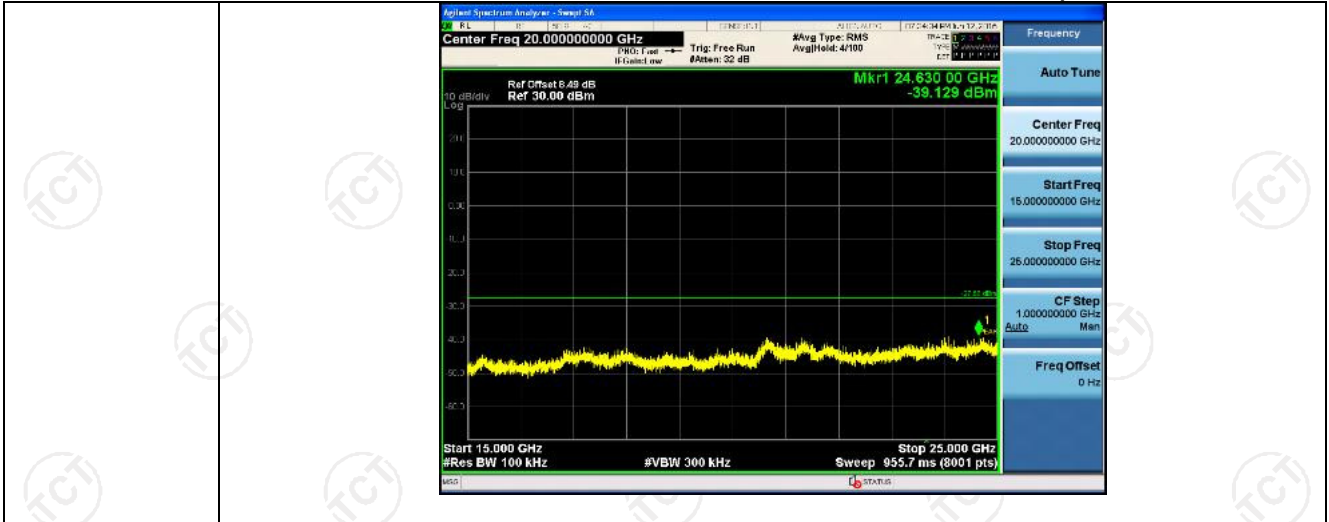




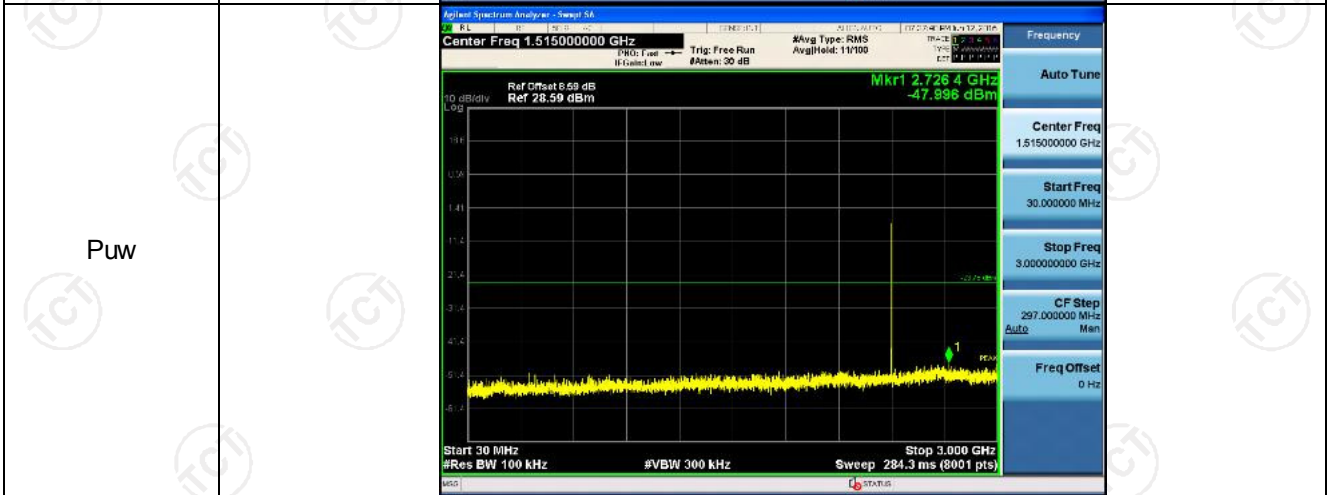
GFSK_HCH Graphs



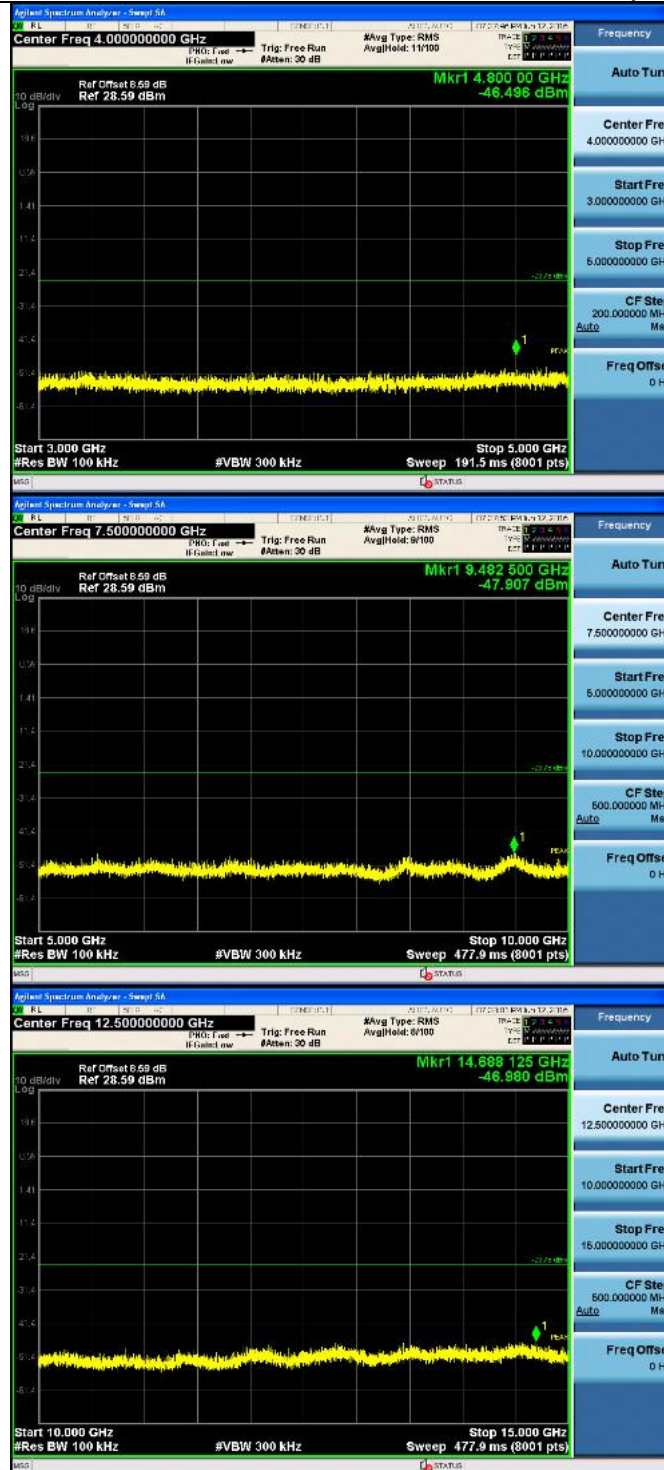


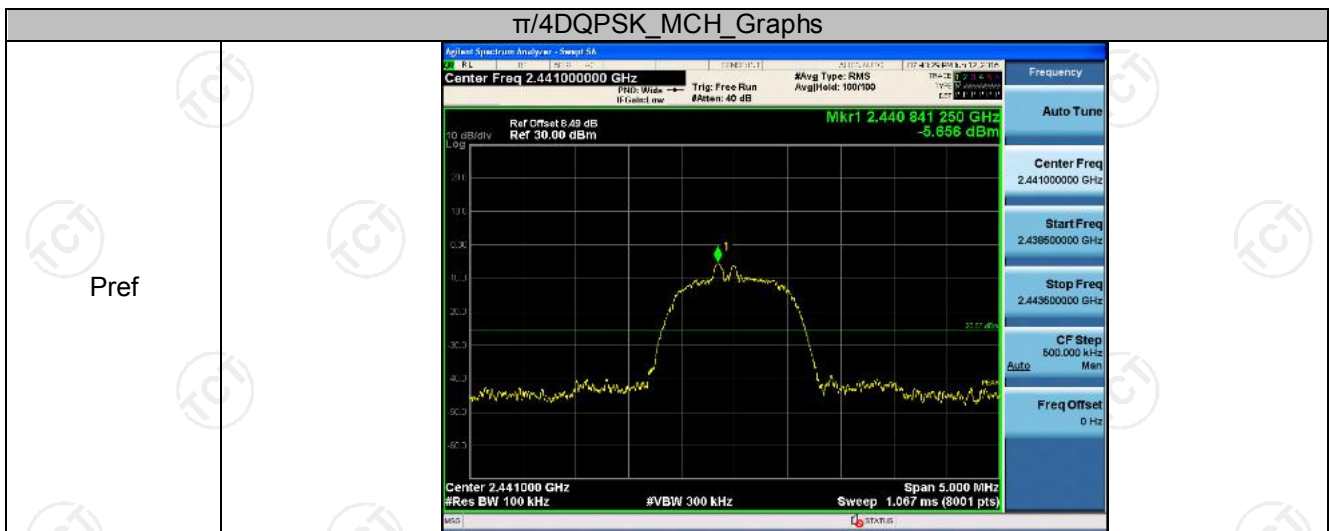
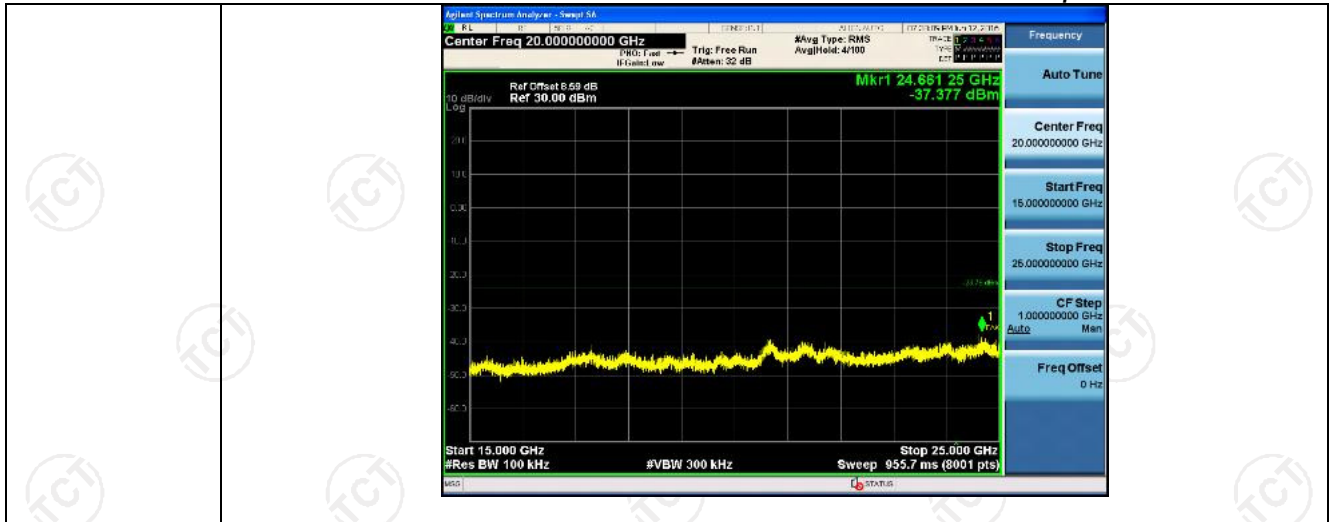


Pref

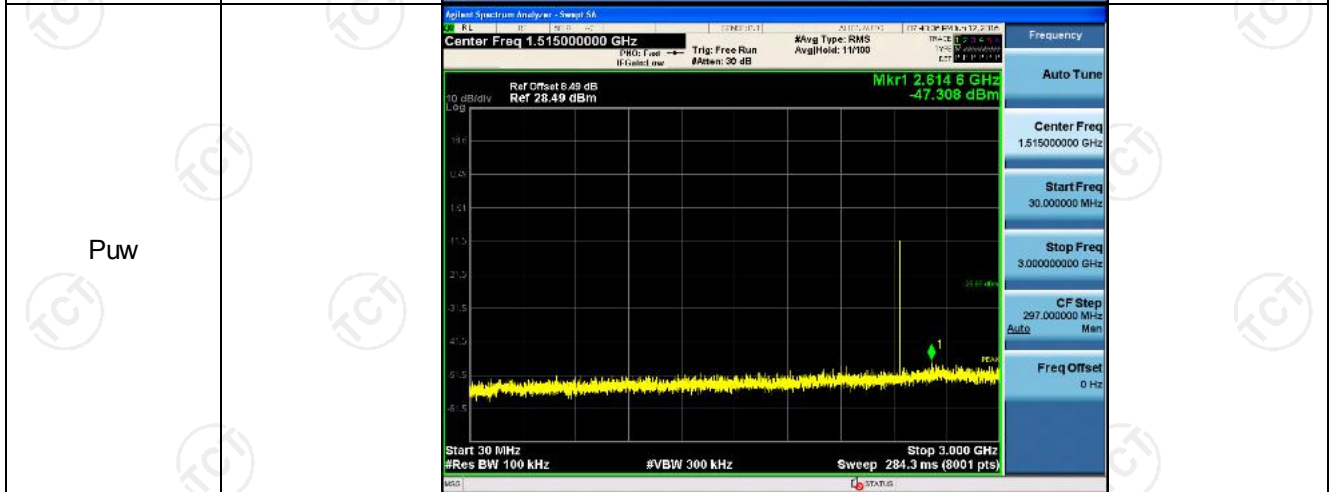


Puw

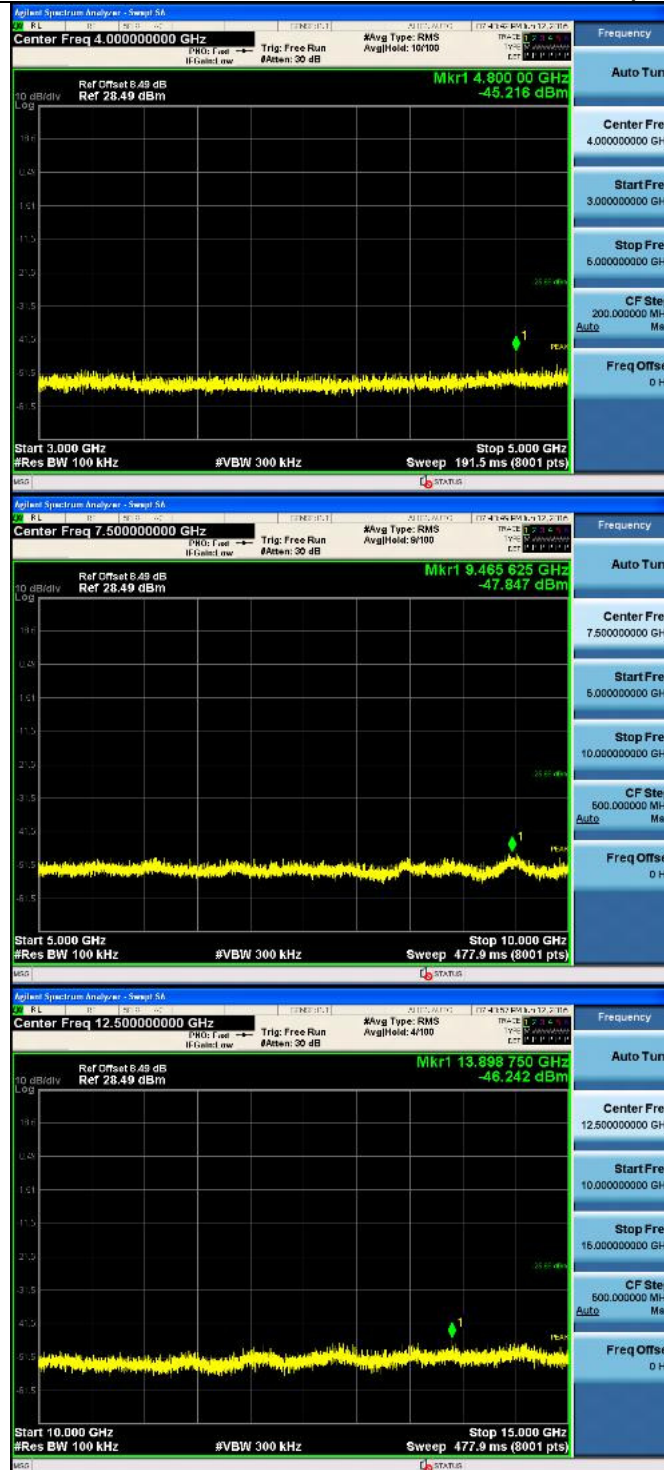


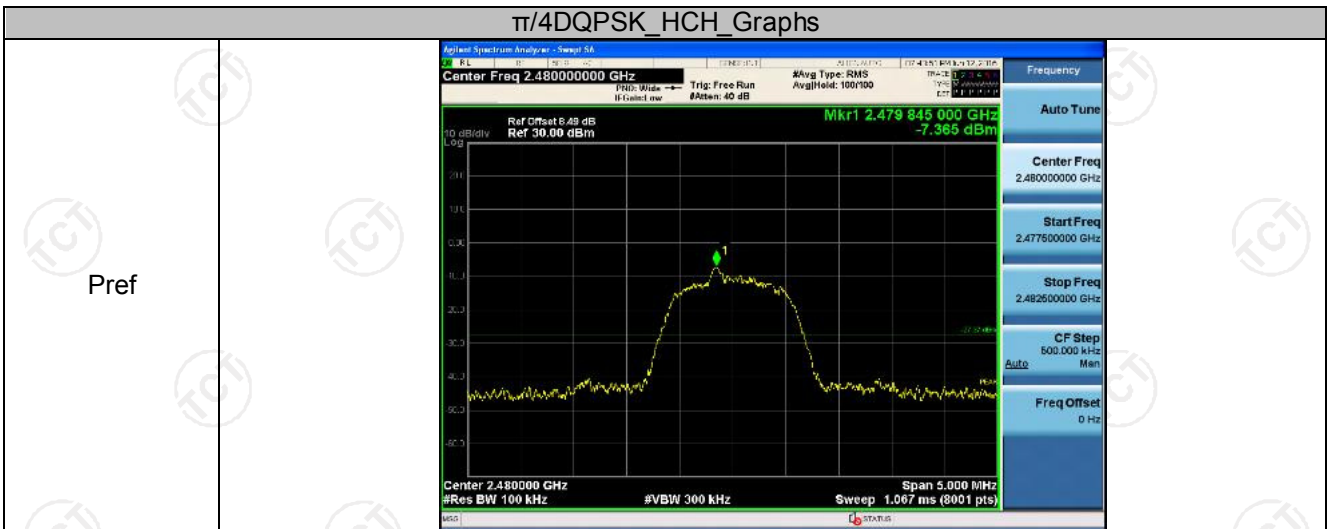
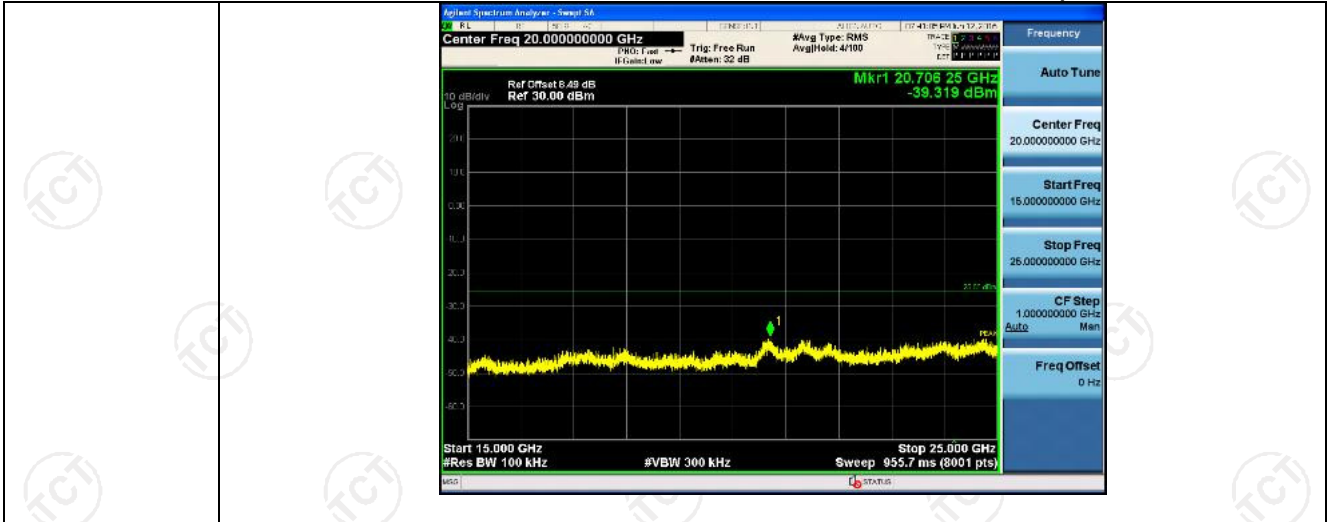


Pref

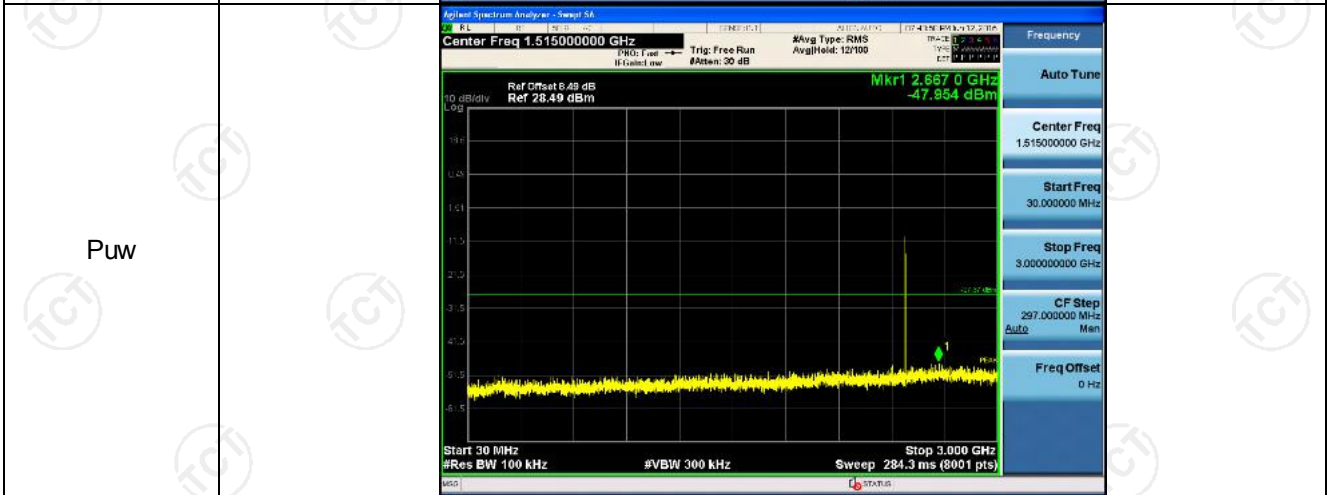


Puw

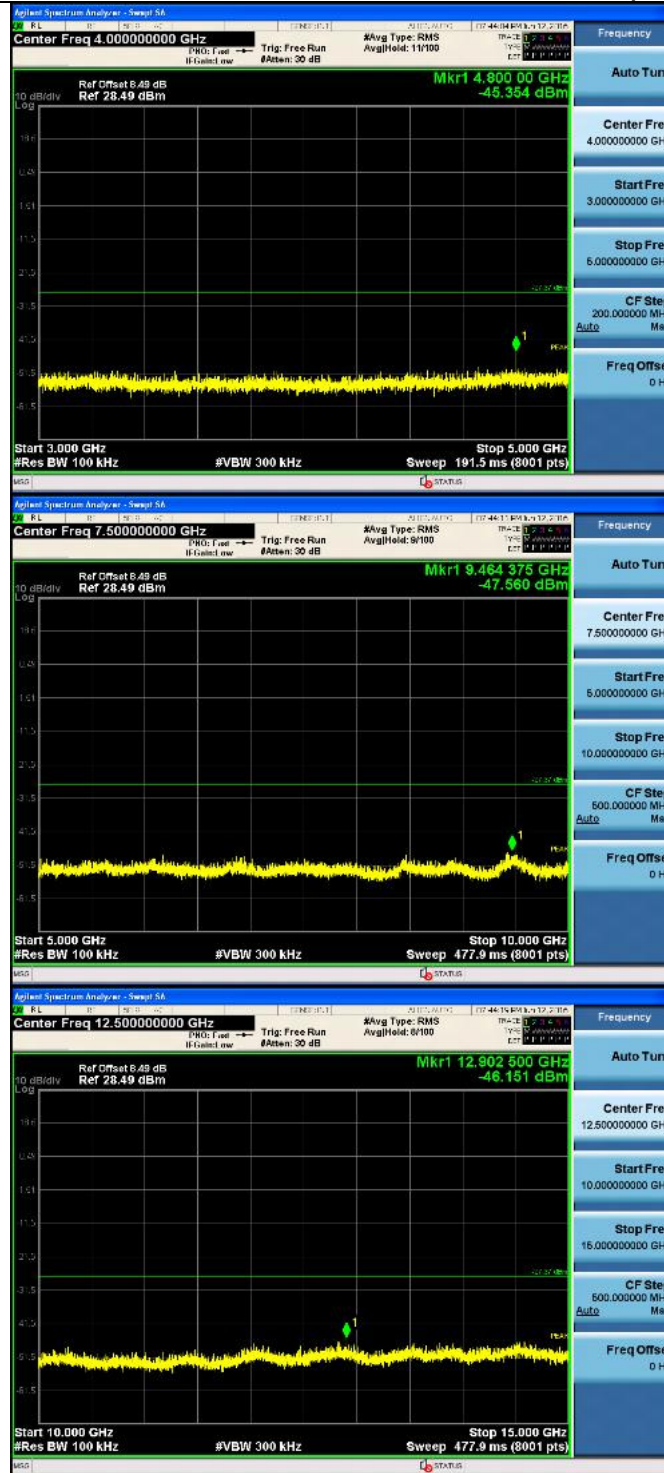


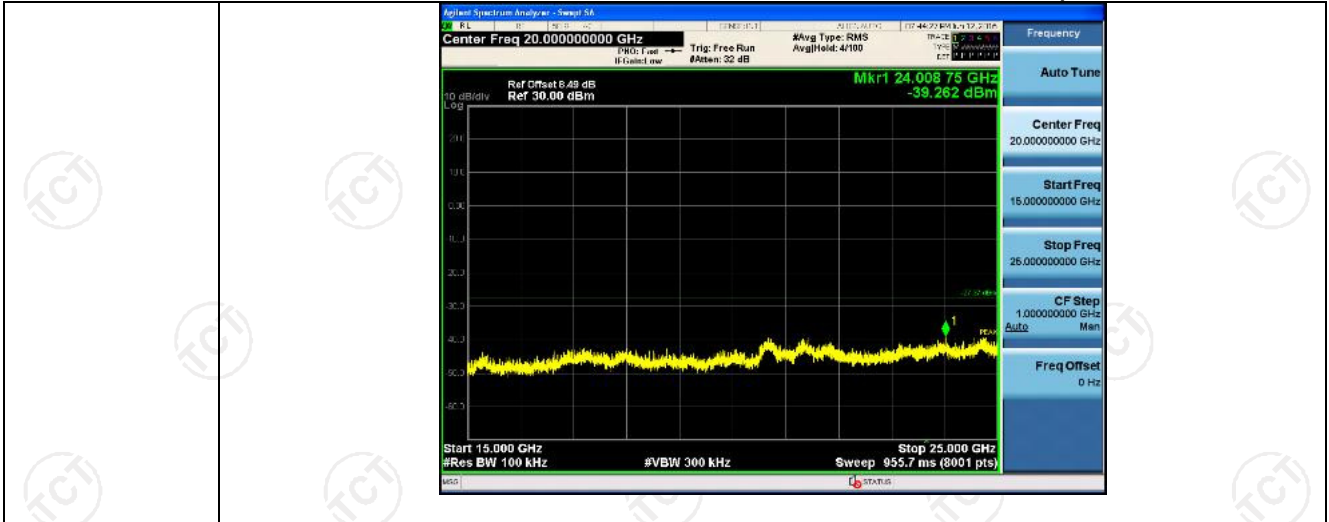


Pref

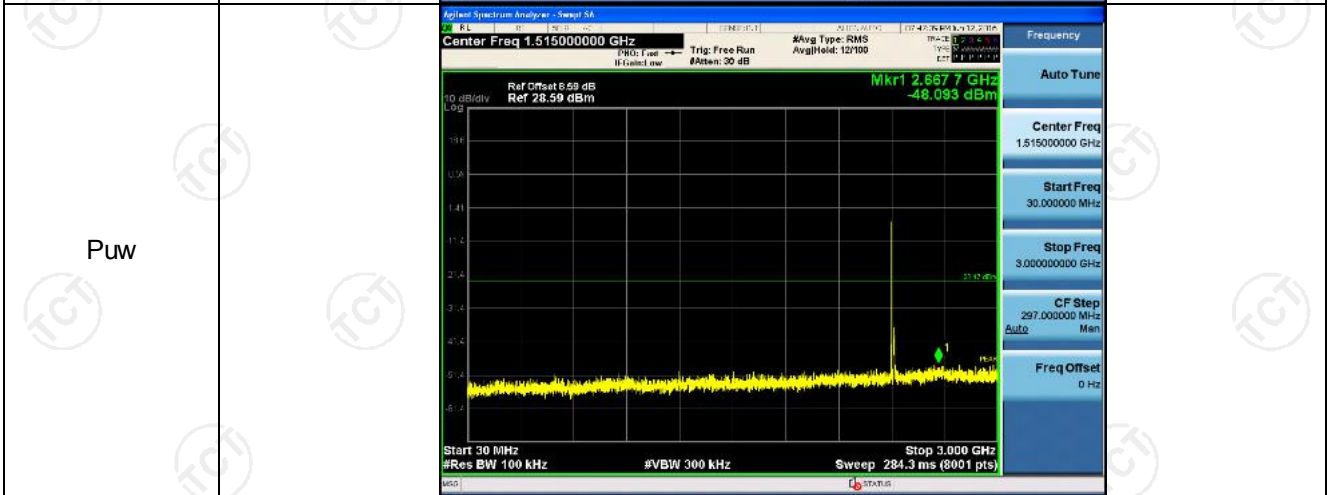
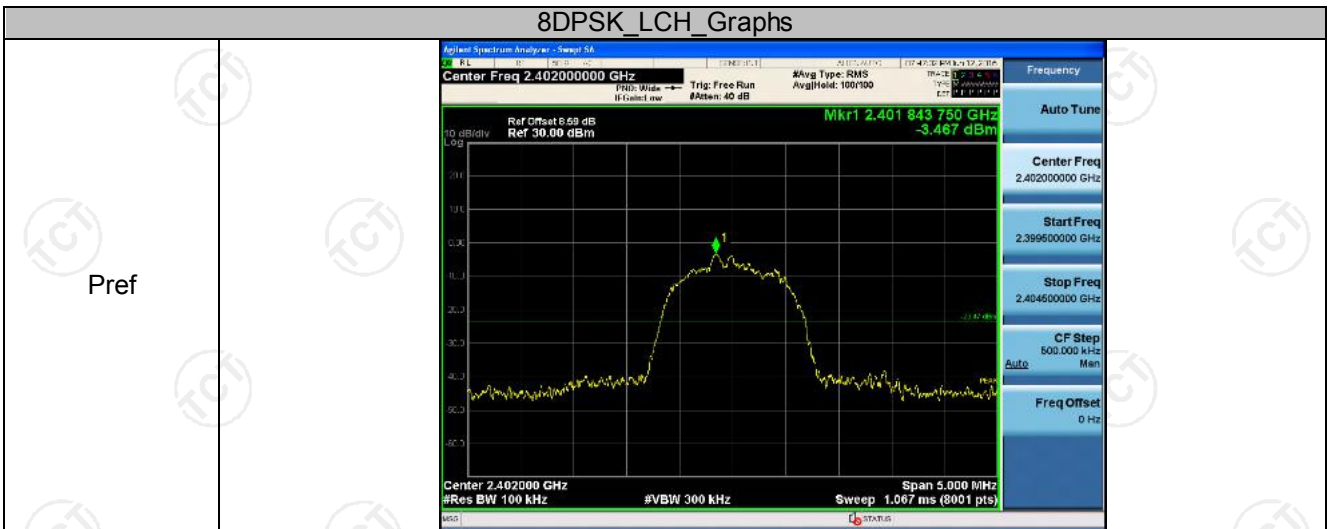


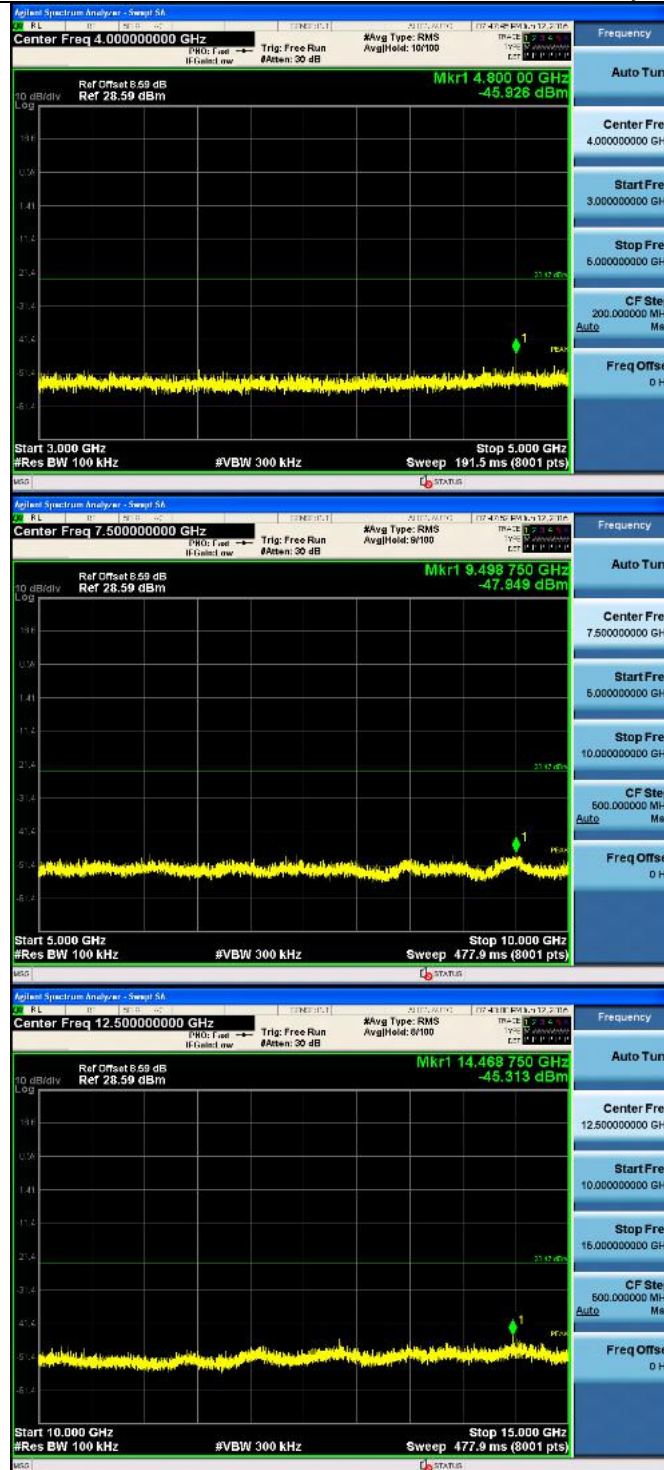
Puw

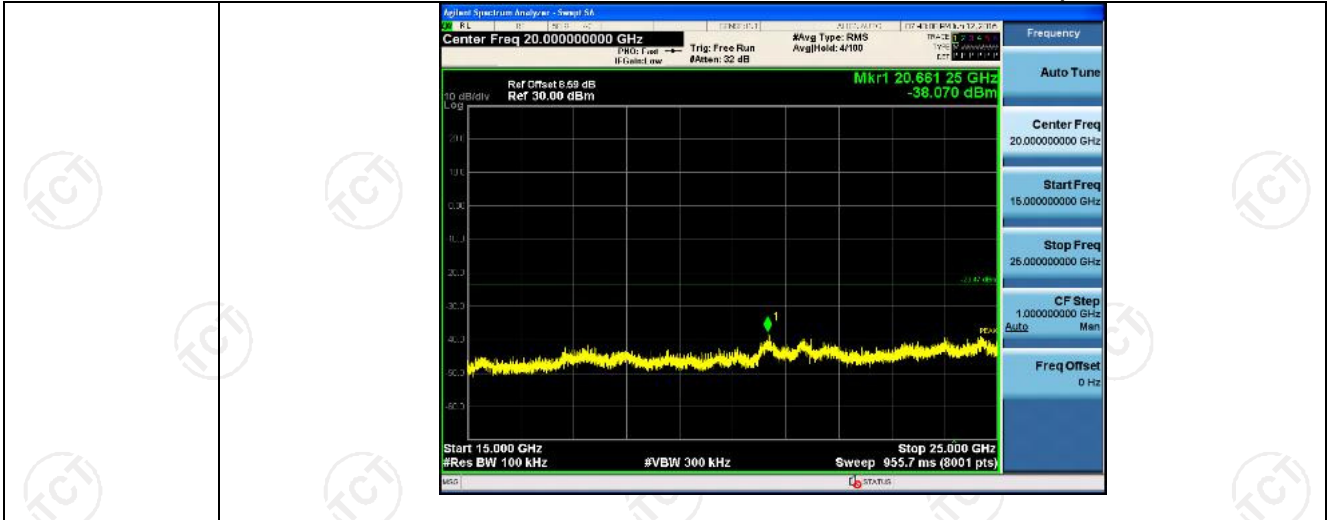




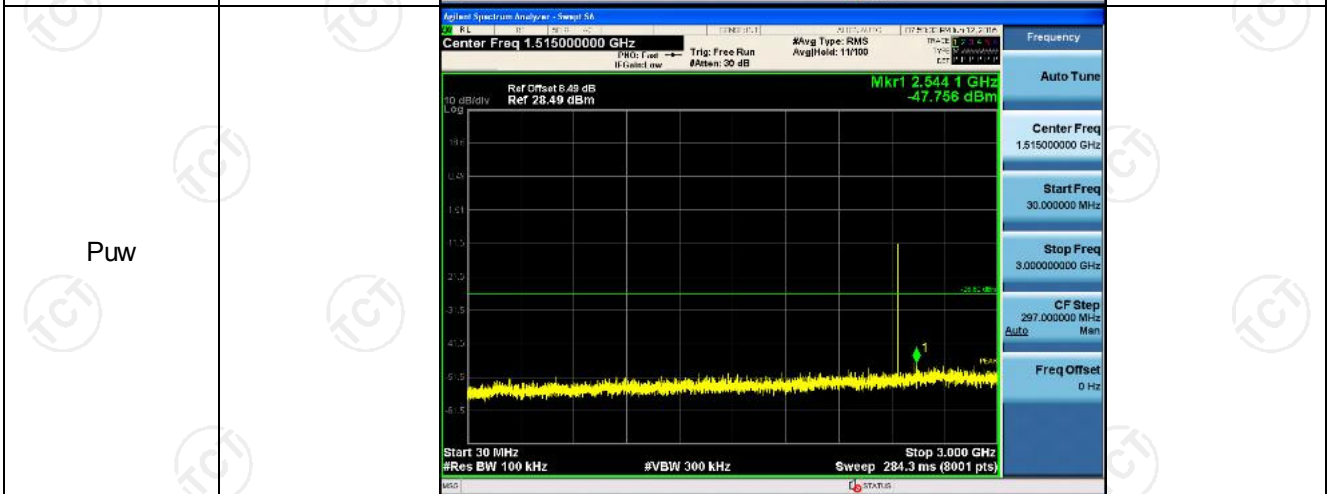
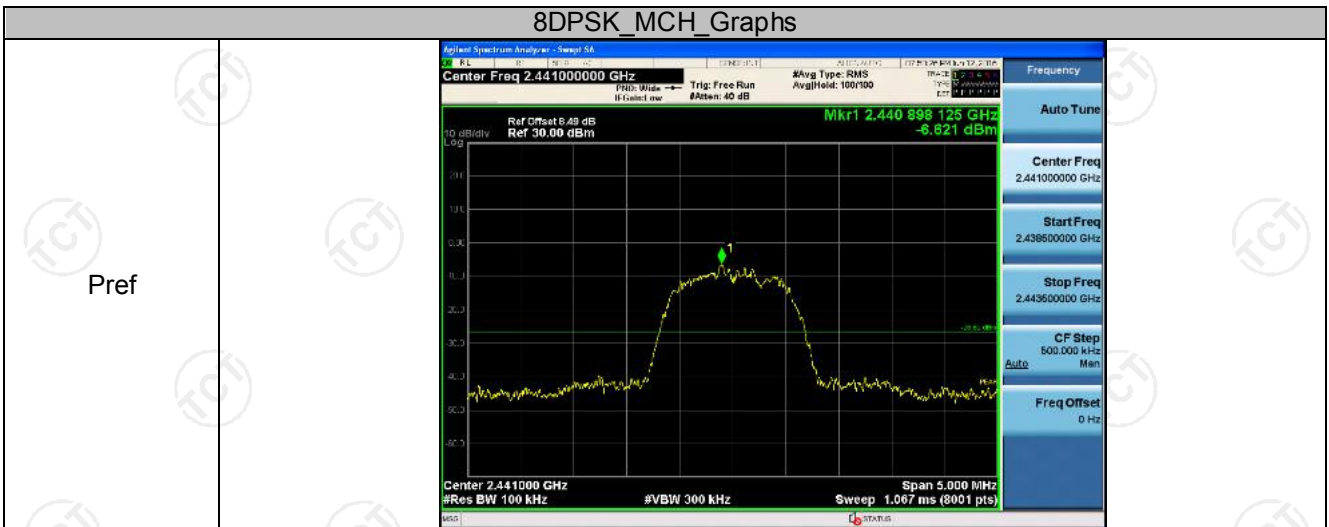
8DPSK_LCH_Graphs

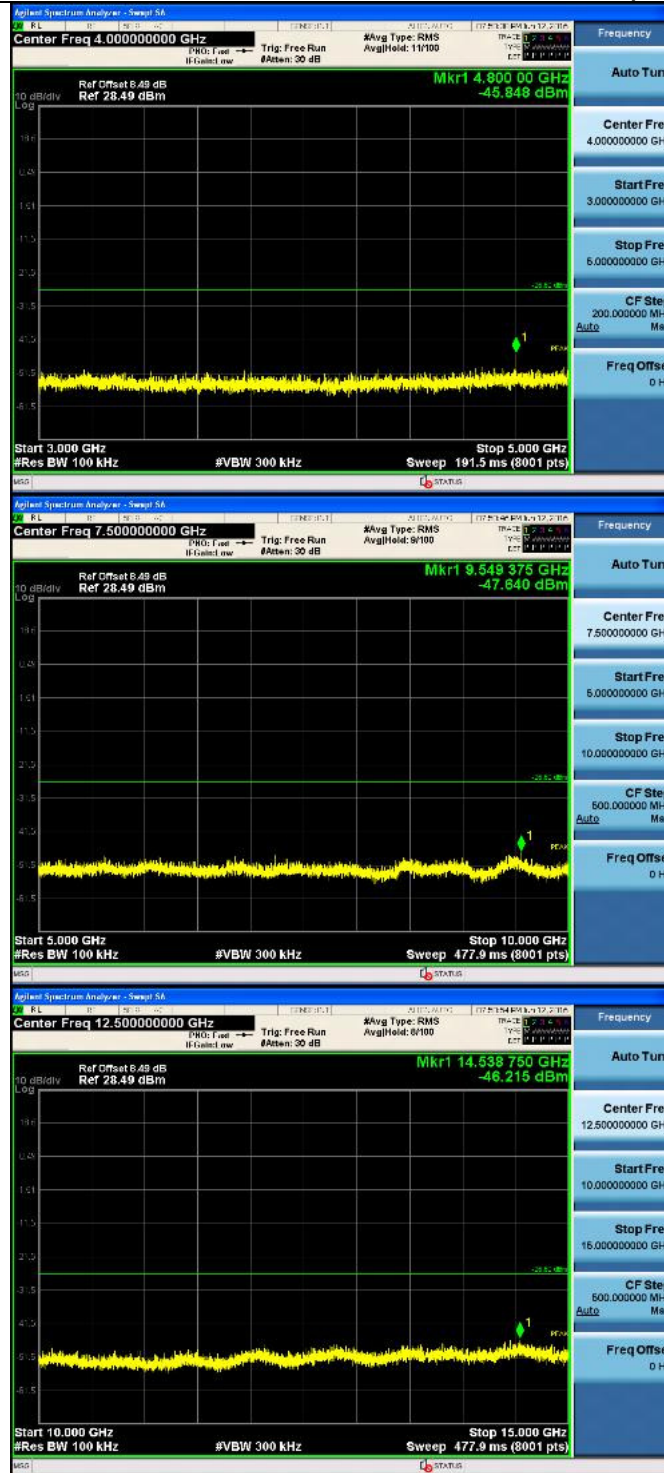


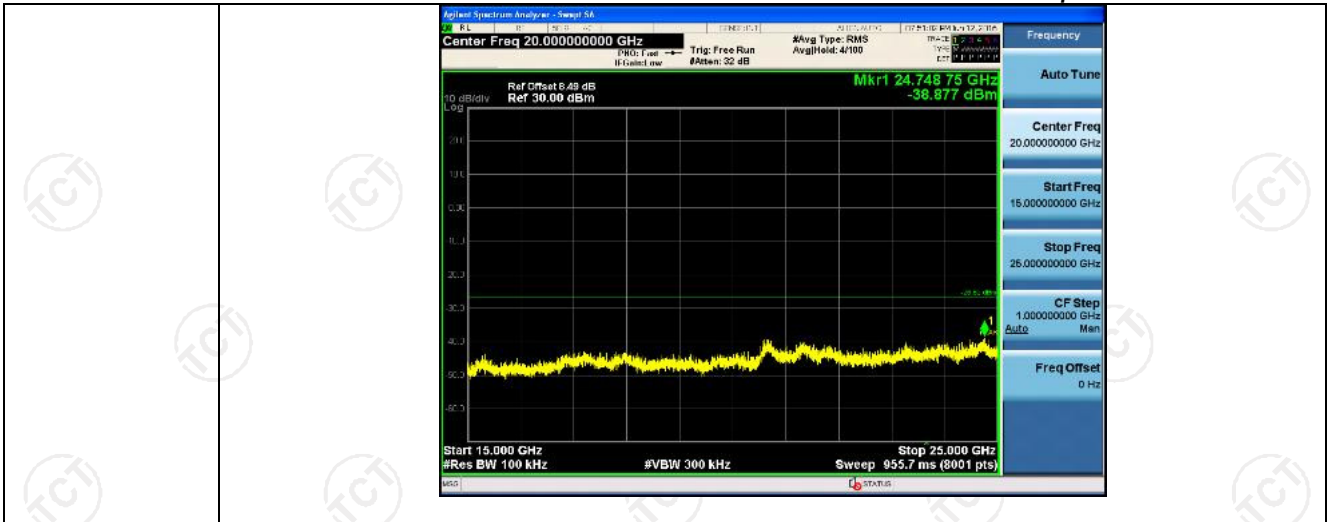




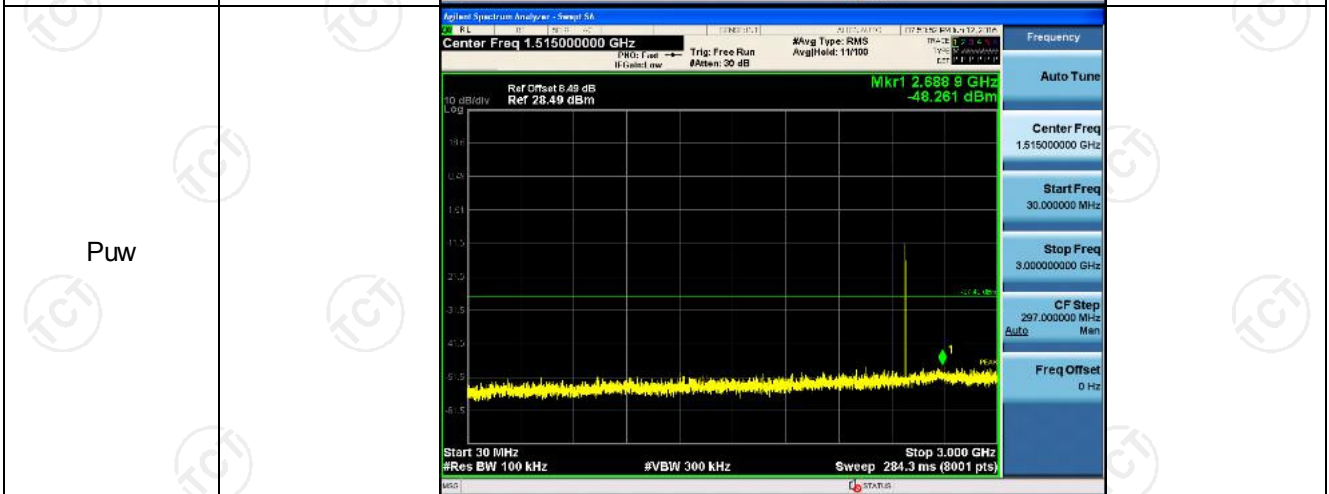
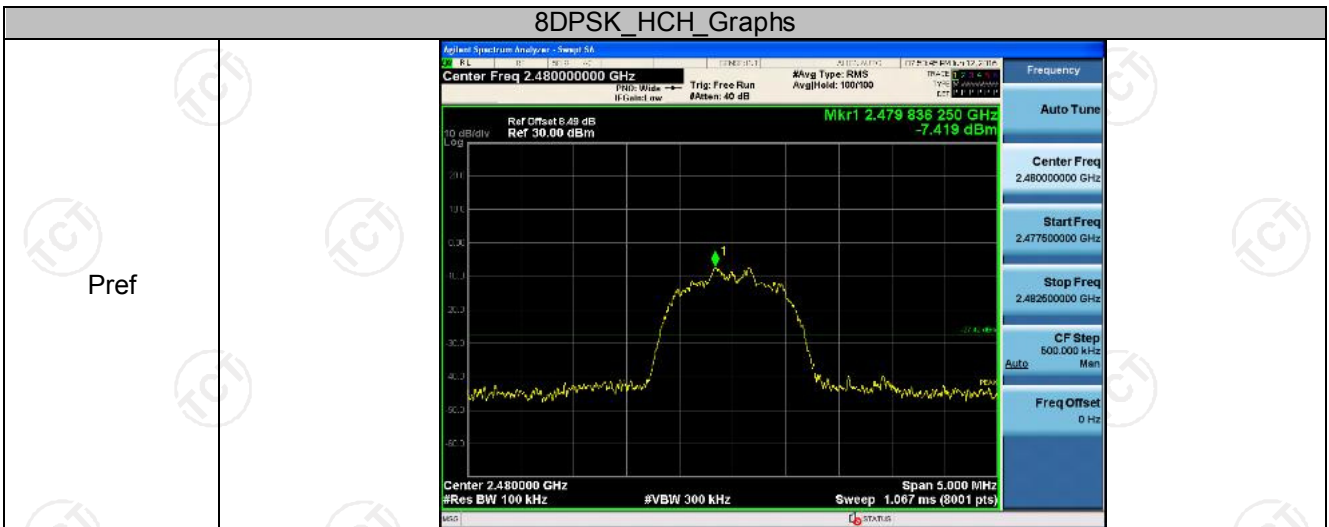
8DPSK_MCH_Graphs

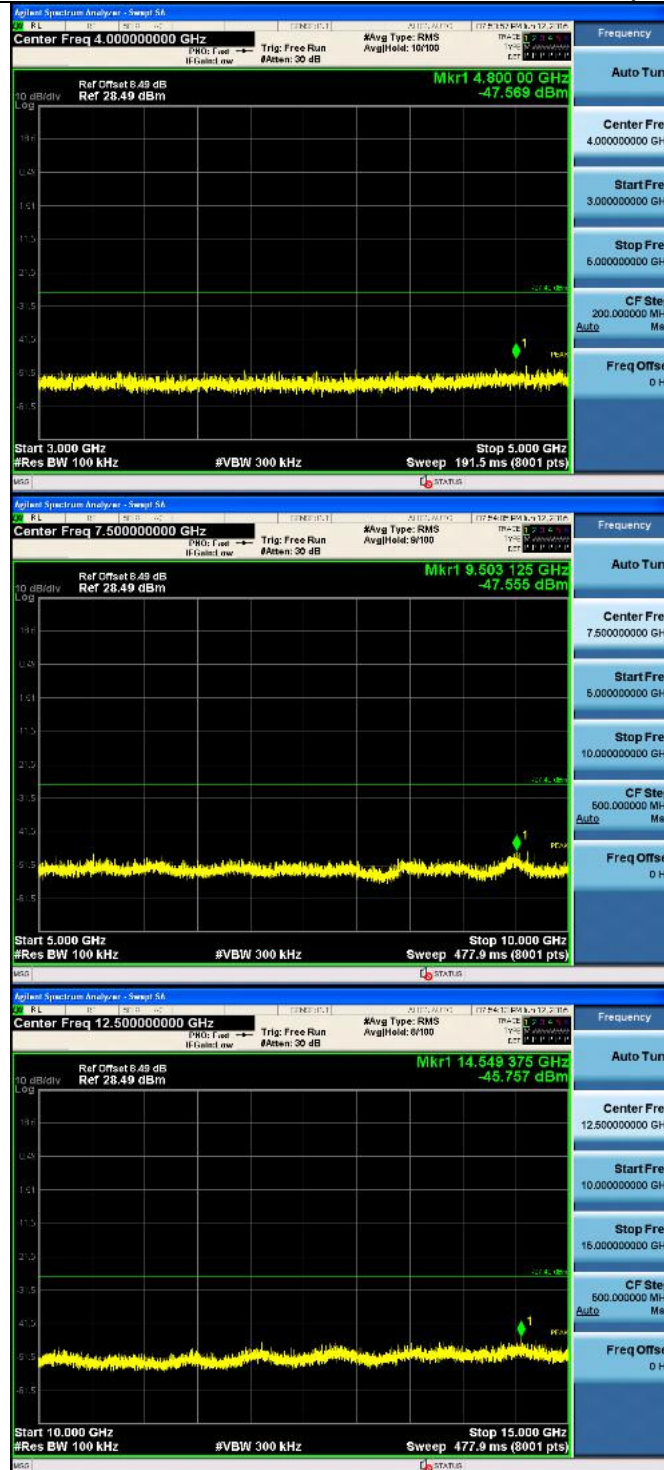


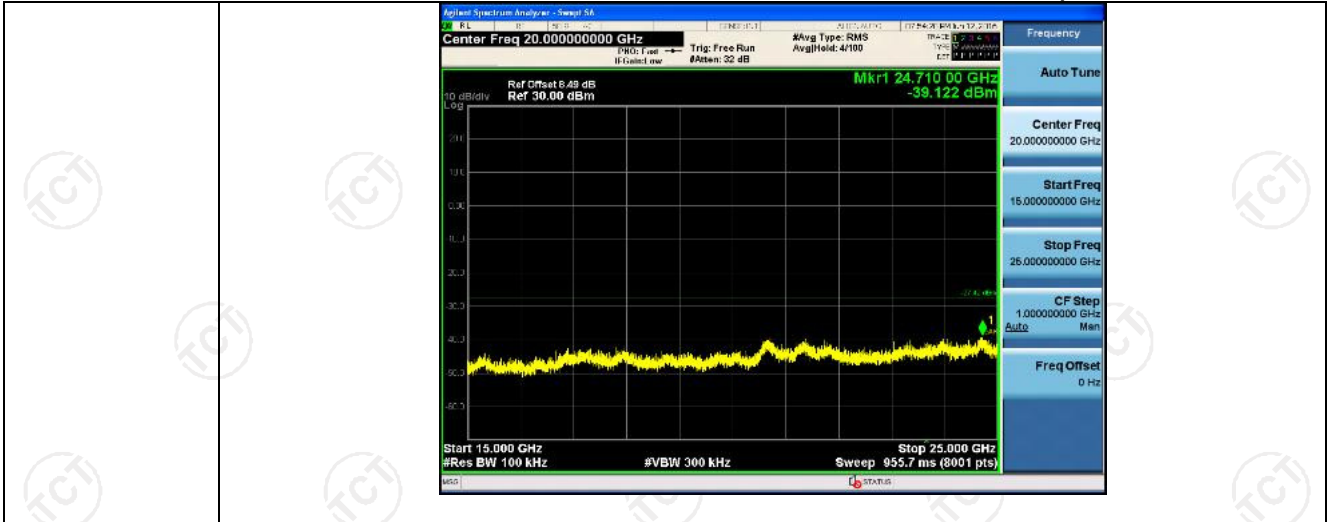




8DPSK_HCH_Graphs









Appendix B: Photographs of Test Setup

Product: Bluetooth headset

Model: GF-B5

Radiated Emission





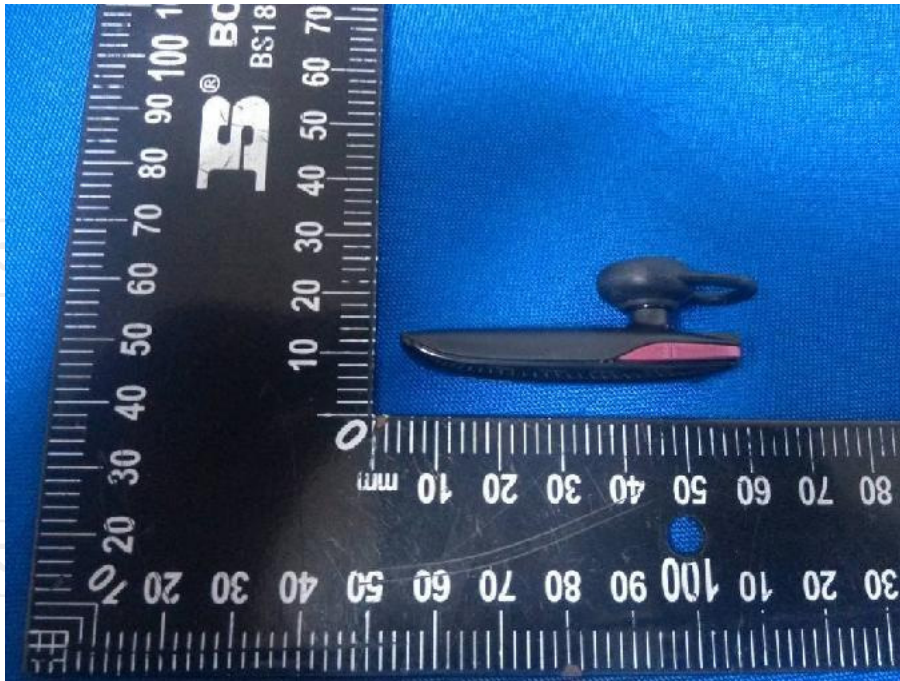
Conducted Emission



Appendix C: Photographs of EUT
Product: Bluetooth headset
Model: GF-B5
External Photos









Product: Bluetooth headset
Model: GF-B5
Internal Photos



