

Appendix B

RF Test Data for 2.4G WIFI (Conducted Measurement)

Product Name: Lapbook

Trade Mark: Fusion5

Test Model: C60B

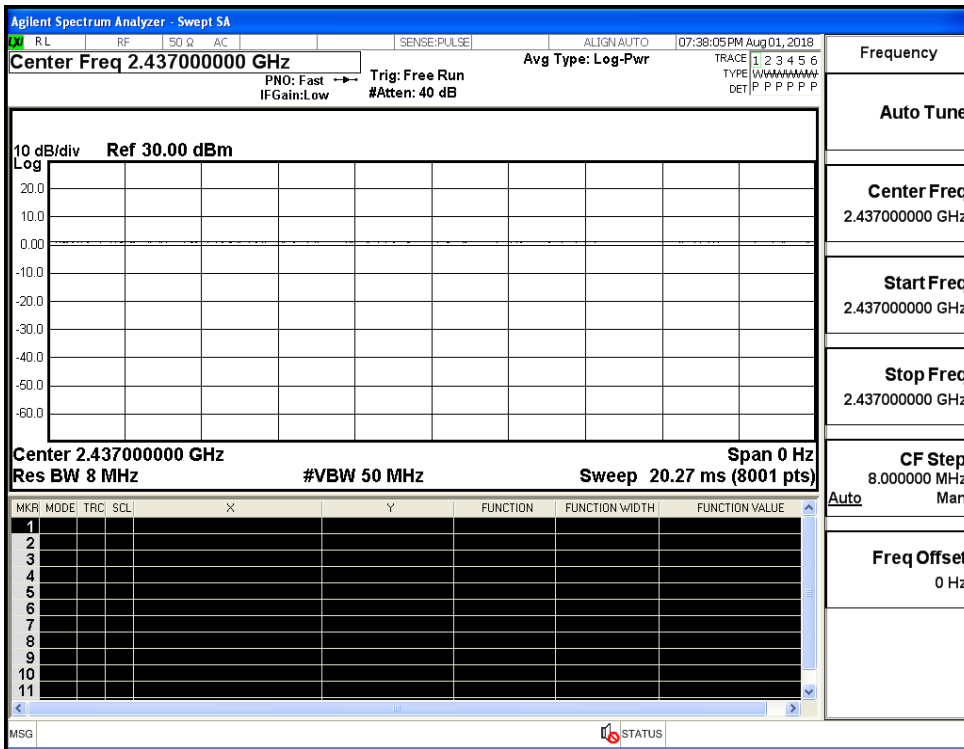
Environmental Conditions

Temperature:	24.2 ° C
Relative Humidity:	53.1%
ATM Pressure:	100.0 kPa
Test Engineer:	Tom.Liu
Supervised by:	Jayden.Zhuo

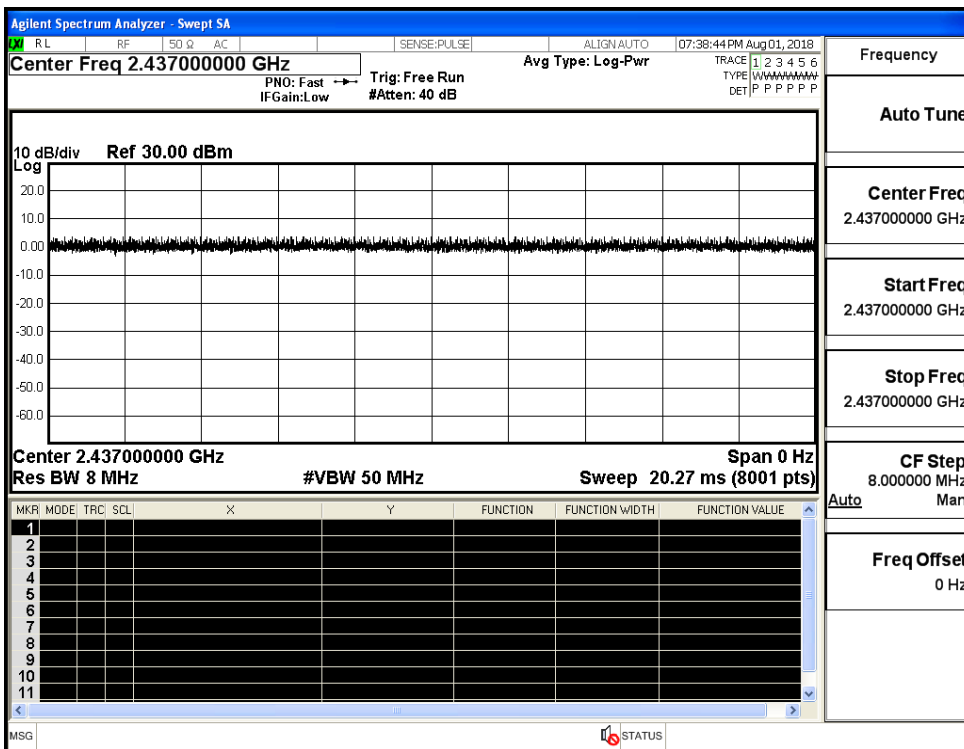
B.1 Duty Cycle

Test Mode	Test Channel	Ant	Duty Cycle[%]	Verdict
11B	2437	Ant1	100	PASS
11G	2437	Ant1	100	PASS
11N20SISO	2437	Ant1	100	PASS
11N40SISO	2437	Ant1	100	PASS

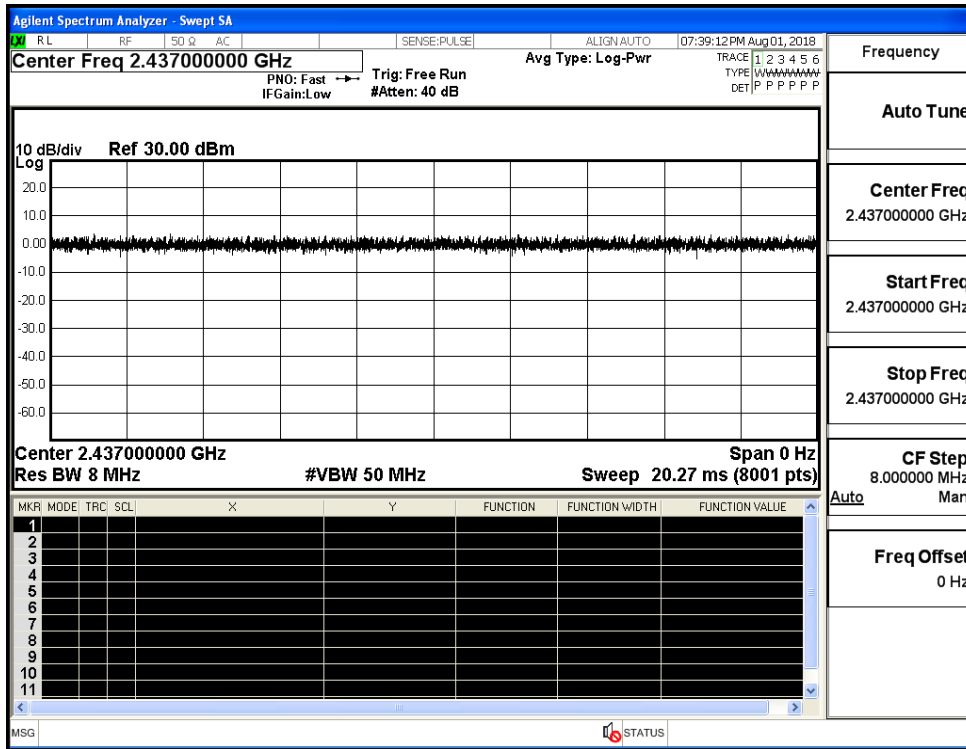
Duty Cycle_11B_2437_Ant1



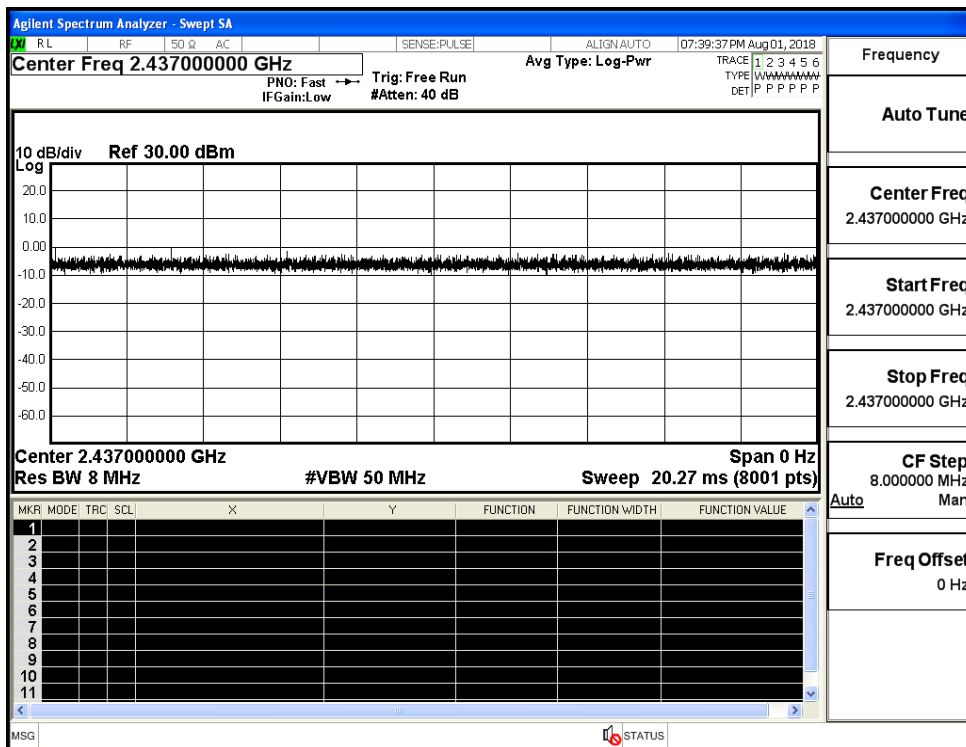
Duty Cycle_11G_2437_Ant1



Duty Cycle_11N20SISO_2437_Ant1



Duty Cycle_11N40SISO_2437_Ant1

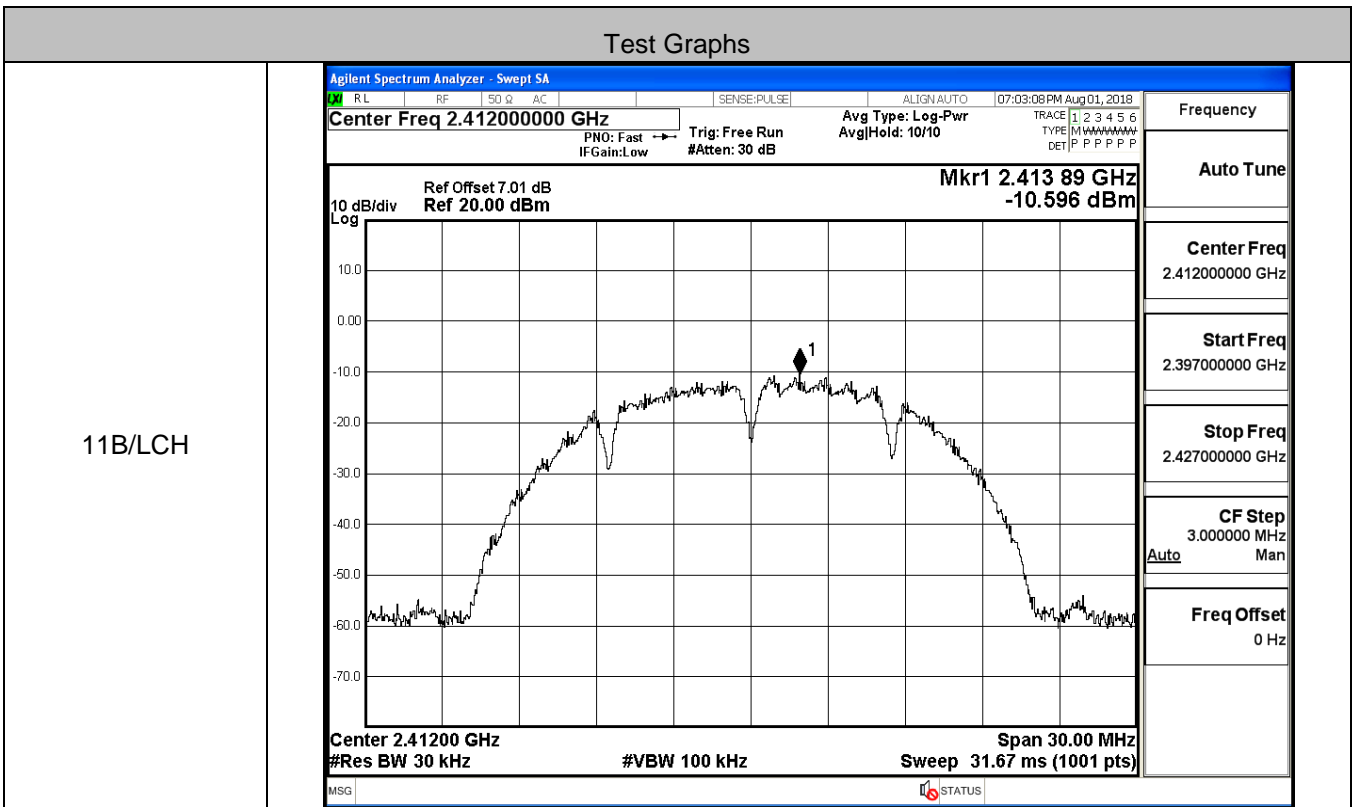


B.2 Maximum Peak Conducted Output Power

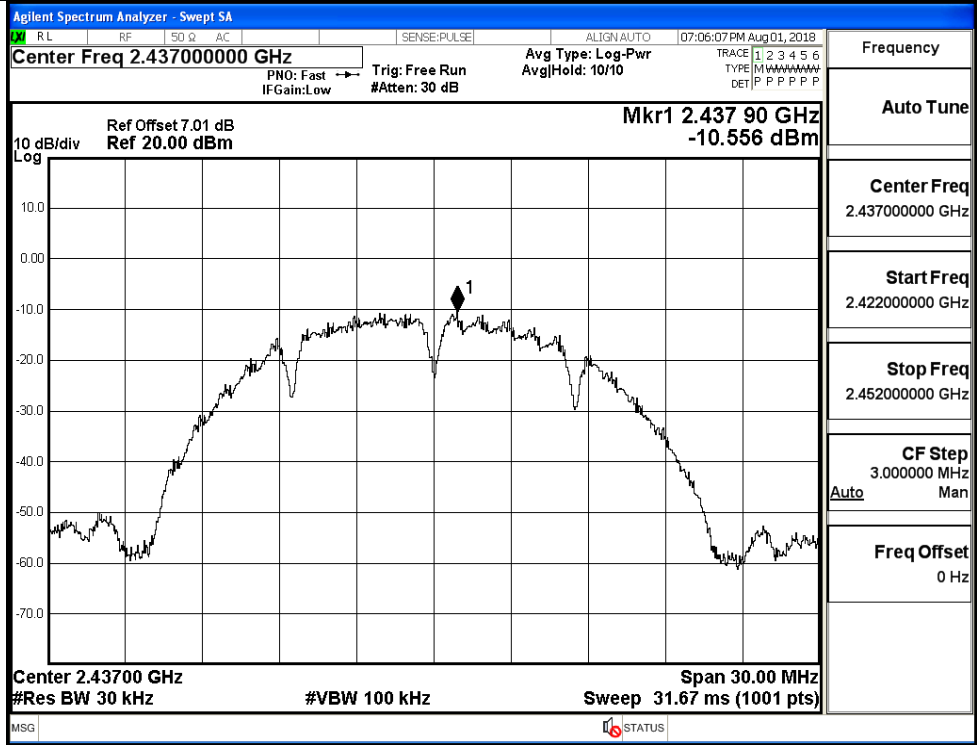
Mode	Channel	Meas.Level Peak [dBm]	Limit [dBm]	Verdict
11B	LCH	11.48	30	PASS
	MCH	11.32	30	PASS
	HCH	11.45	30	PASS
11G	LCH	12.21	30	PASS
	MCH	12.62	30	PASS
	HCH	12.48	30	PASS
11N20SISO	LCH	12.62	30	PASS
	MCH	12.51	30	PASS
	HCH	13.22	30	PASS
11N40SISO	LCH	13.45	30	PASS
	MCH	13.32	30	PASS
	HCH	14.15	30	PASS

B.3 Maximum Power Spectral Density

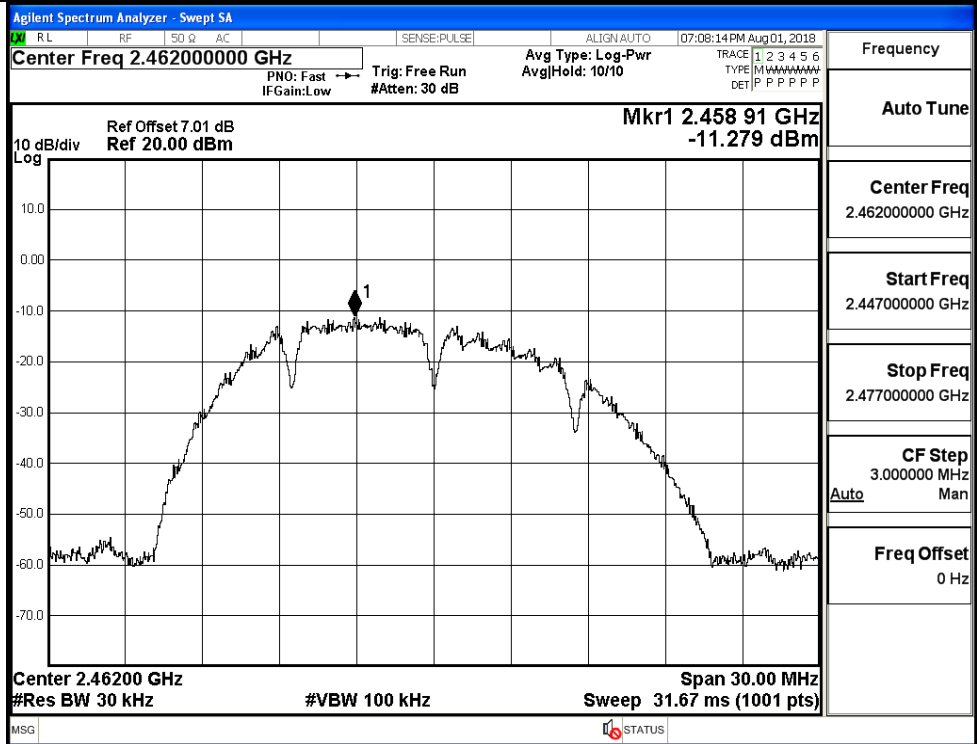
Mode	Channel	Meas.Level [dBm/30KHz]	Limit [dBm/3KHz]	Verdict
11B	LCH	-10.596	8	PASS
	MCH	-10.556	8	PASS
	HCH	-11.279	8	PASS
11G	LCH	-13.912	8	PASS
	MCH	-14.723	8	PASS
	HCH	-13.231	8	PASS
11N20SISO	LCH	-14.348	8	PASS
	MCH	-14.482	8	PASS
	HCH	-13.171	8	PASS
11N40SISO	LCH	-15.738	8	PASS
	MCH	-17.298	8	PASS
	HCH	-15.494	8	PASS



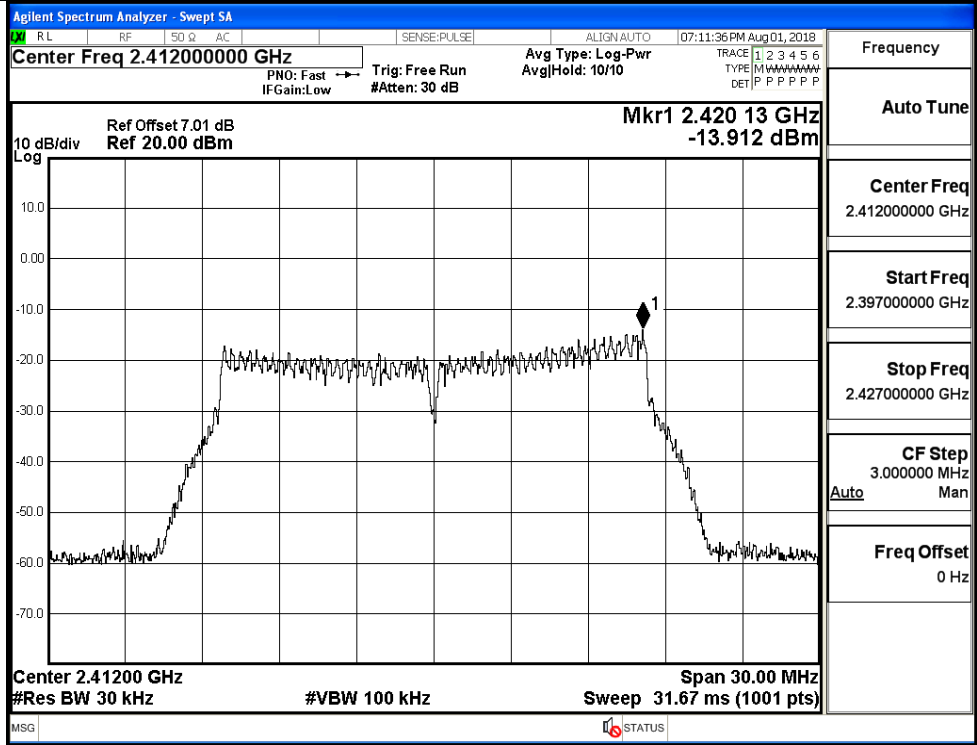
11B/MCH



11B/HCH

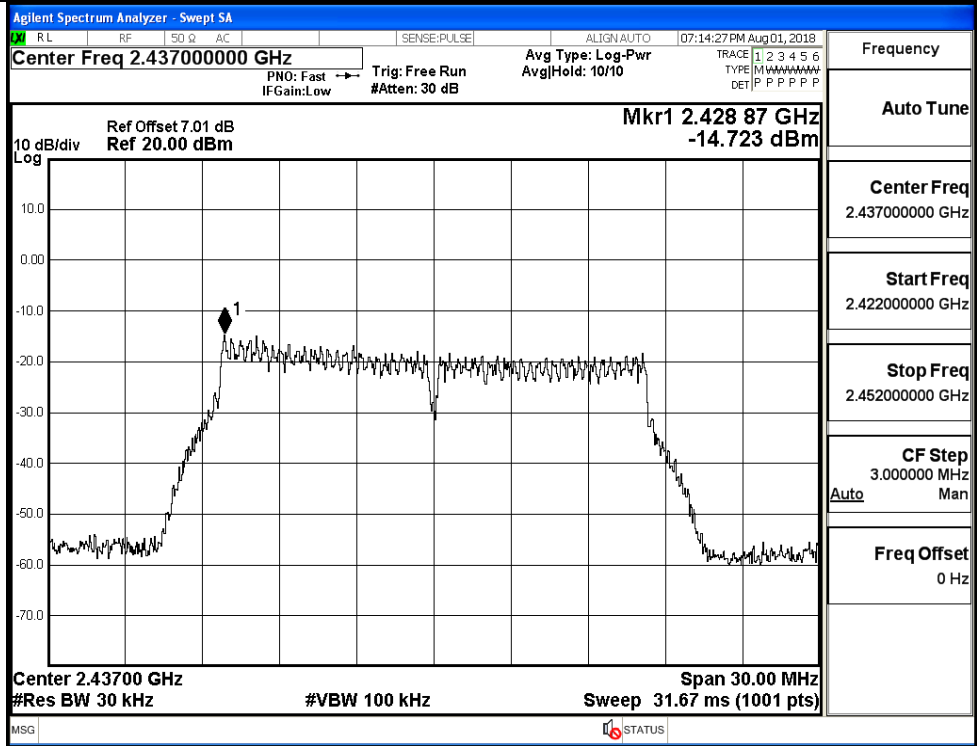


11G/LCH



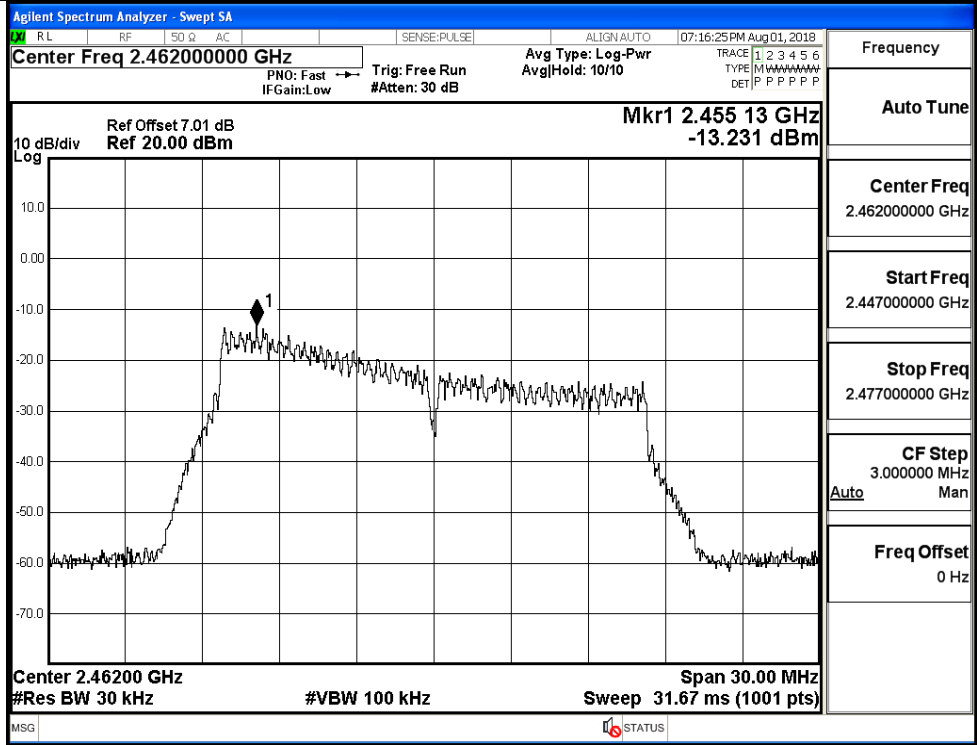
Frequency
Auto Tune
Center Freq 2.41200000 GHz
Start Freq 2.397000000 GHz
Stop Freq 2.427000000 GHz
CF Step 3.000000 MHz Auto Man
Freq Offset 0 Hz

11G/MCH

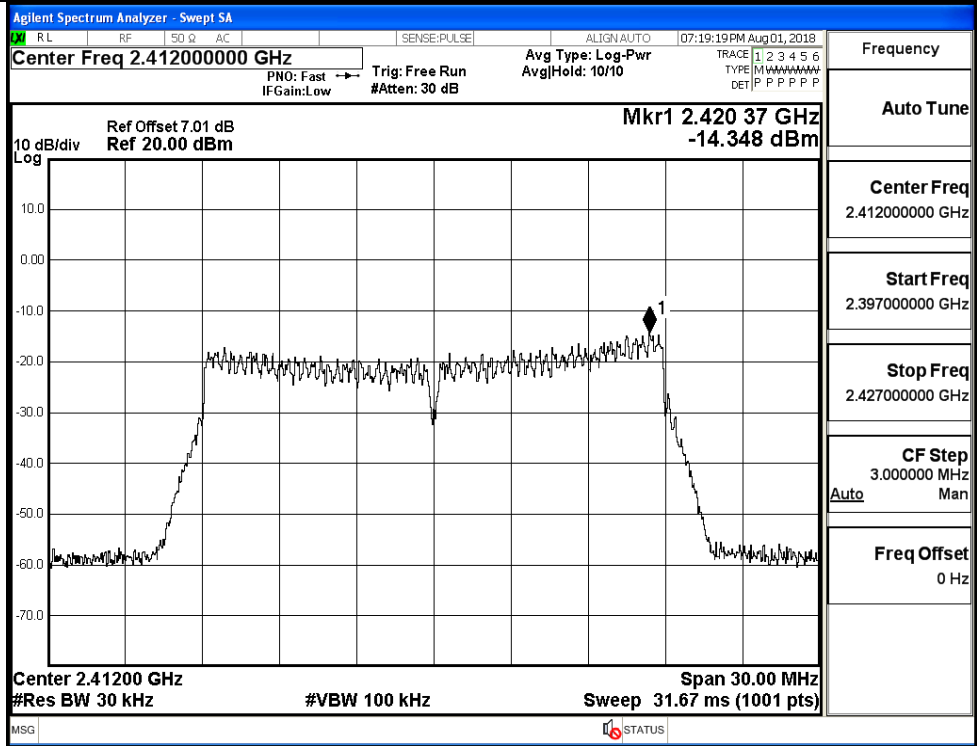


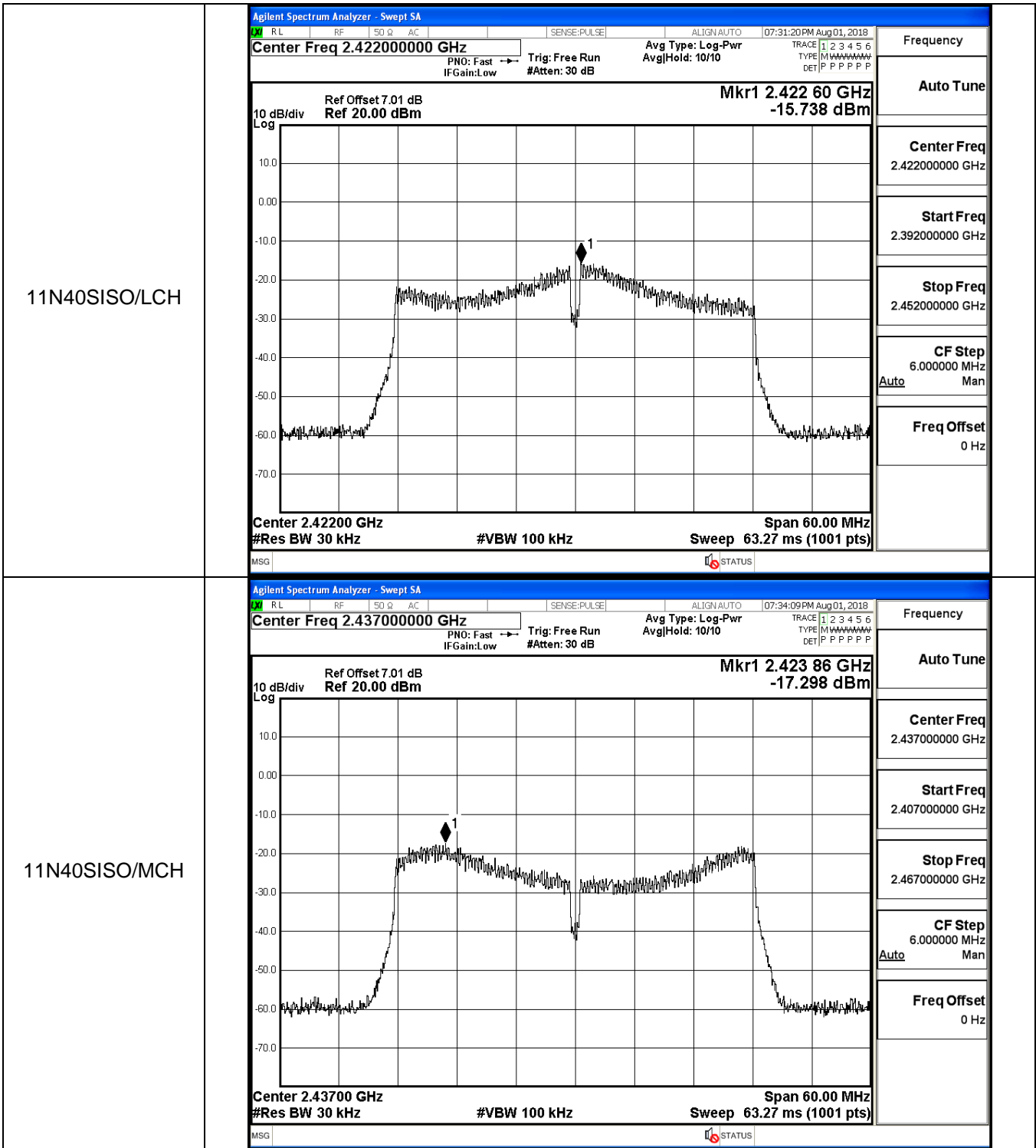
Frequency
Auto Tune
Center Freq 2.437000000 GHz
Start Freq 2.422000000 GHz
Stop Freq 2.452000000 GHz
CF Step 3.000000 MHz Auto Man
Freq Offset 0 Hz

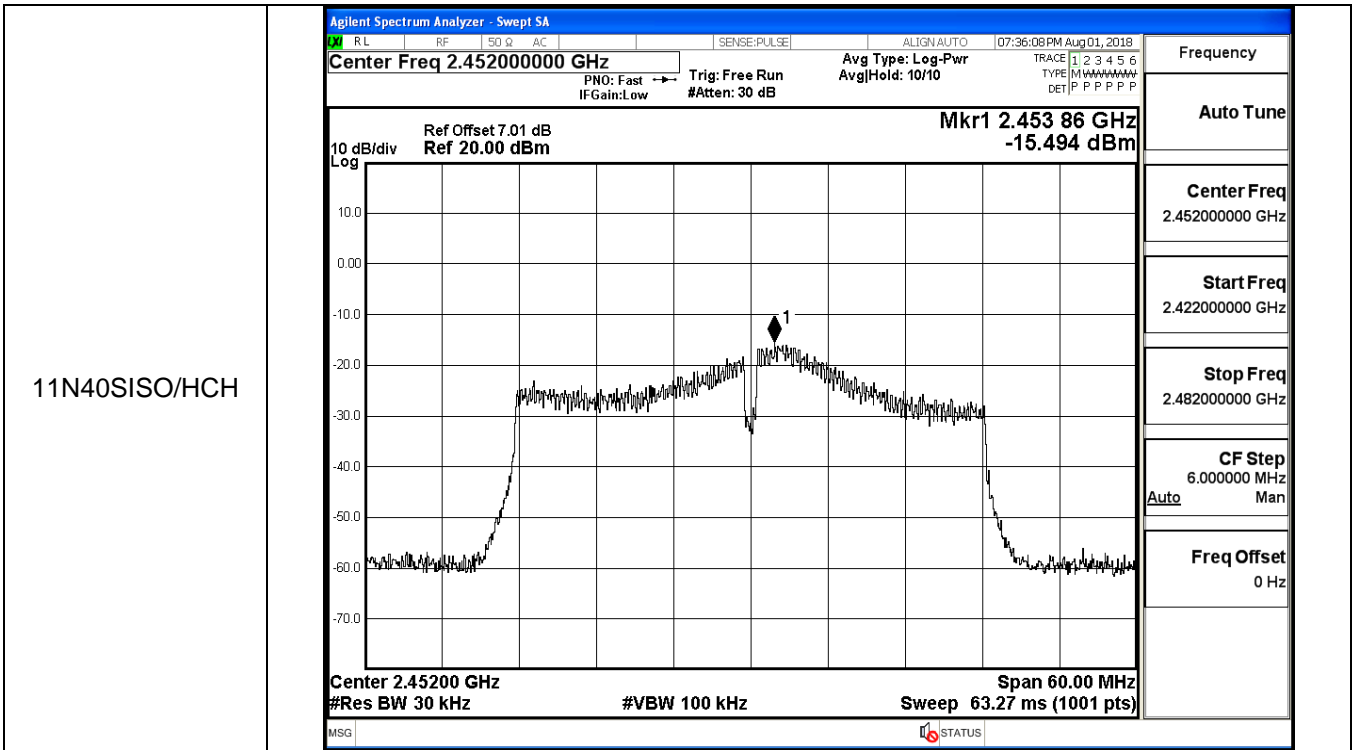
11G/HCH



11N20SISO/LCH

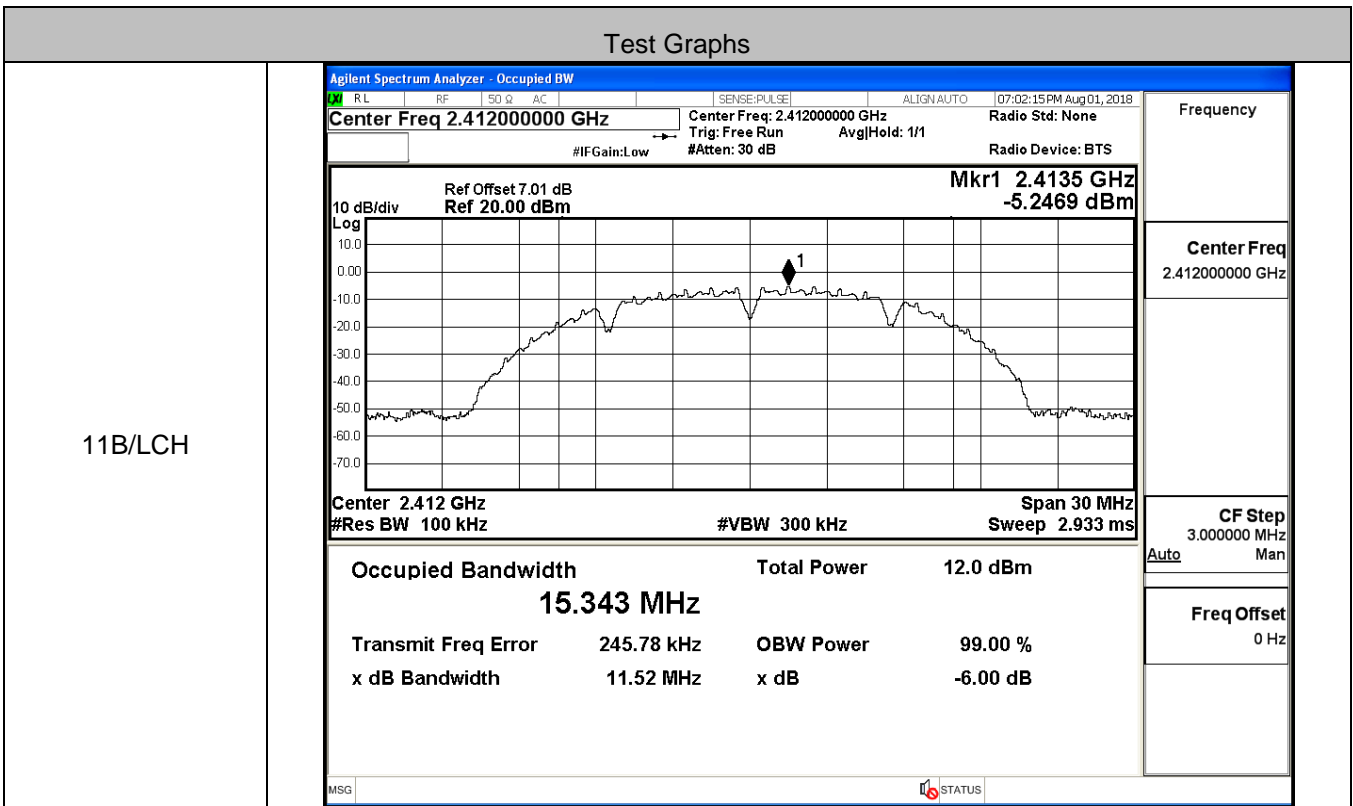




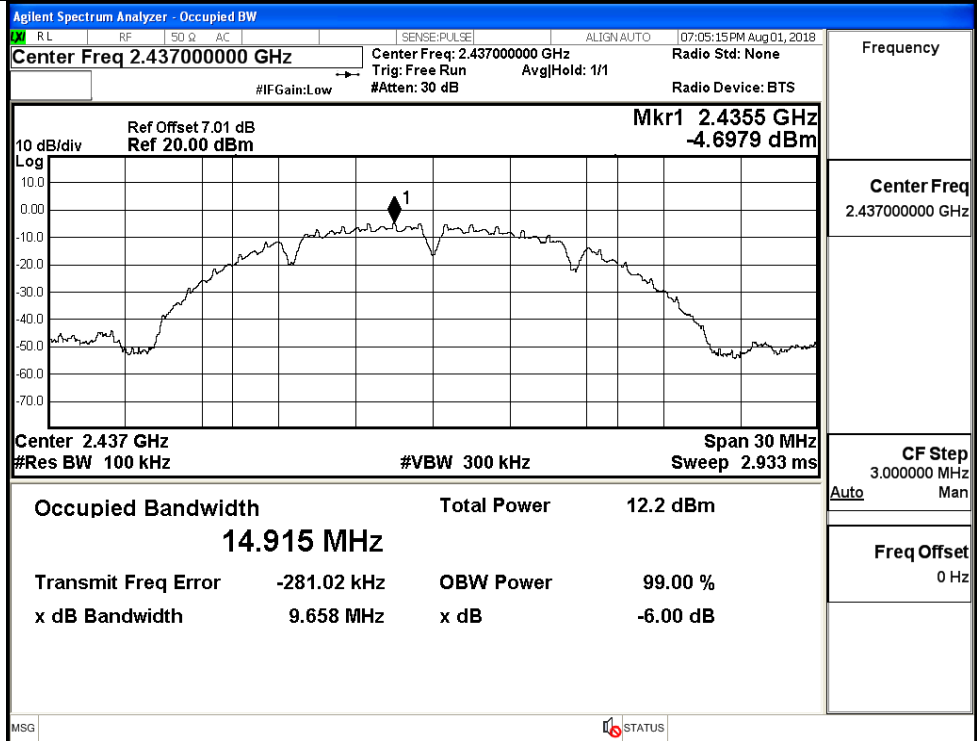


B.4 6dB Bandwidth

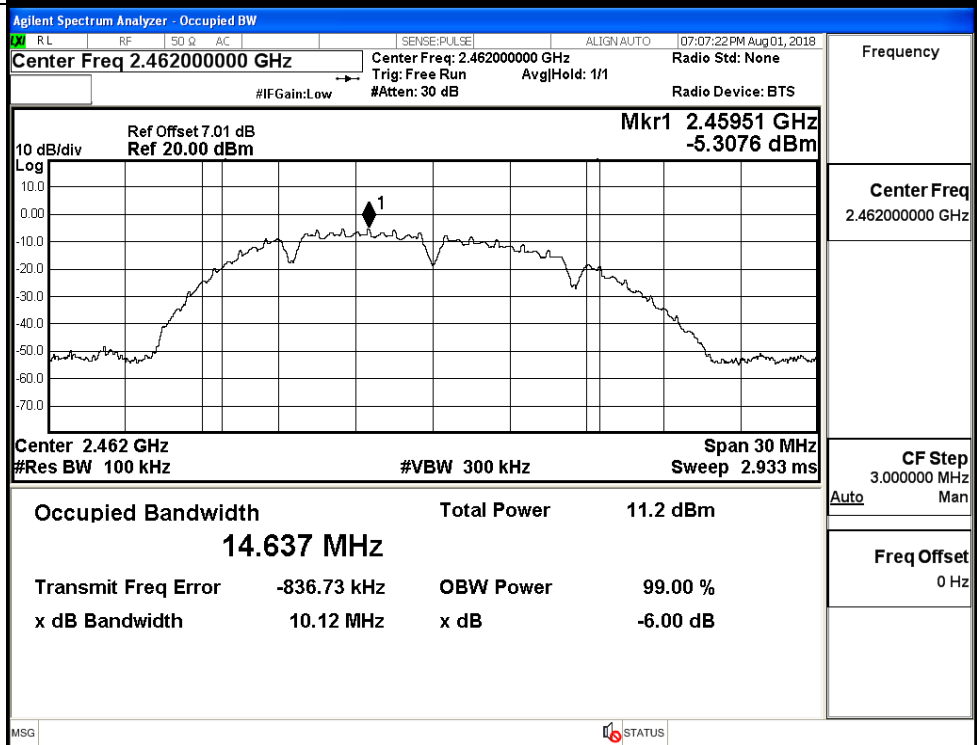
Mode	Channel	6dB Bandwidth [MHz]	Limit [MHz]	Verdict
11B	LCH	11.52	≥0.5	PASS
	MCH	9.658	≥0.5	PASS
	HCH	10.12	≥0.5	PASS
11G	LCH	16.55	≥0.5	PASS
	MCH	16.57	≥0.5	PASS
	HCH	16.55	≥0.5	PASS
11N20SISO	LCH	17.78	≥0.5	PASS
	MCH	17.76	≥0.5	PASS
	HCH	17.52	≥0.5	PASS
11N40SISO	LCH	35.69	≥0.5	PASS
	MCH	36.46	≥0.5	PASS
	HCH	35.45	≥0.5	PASS



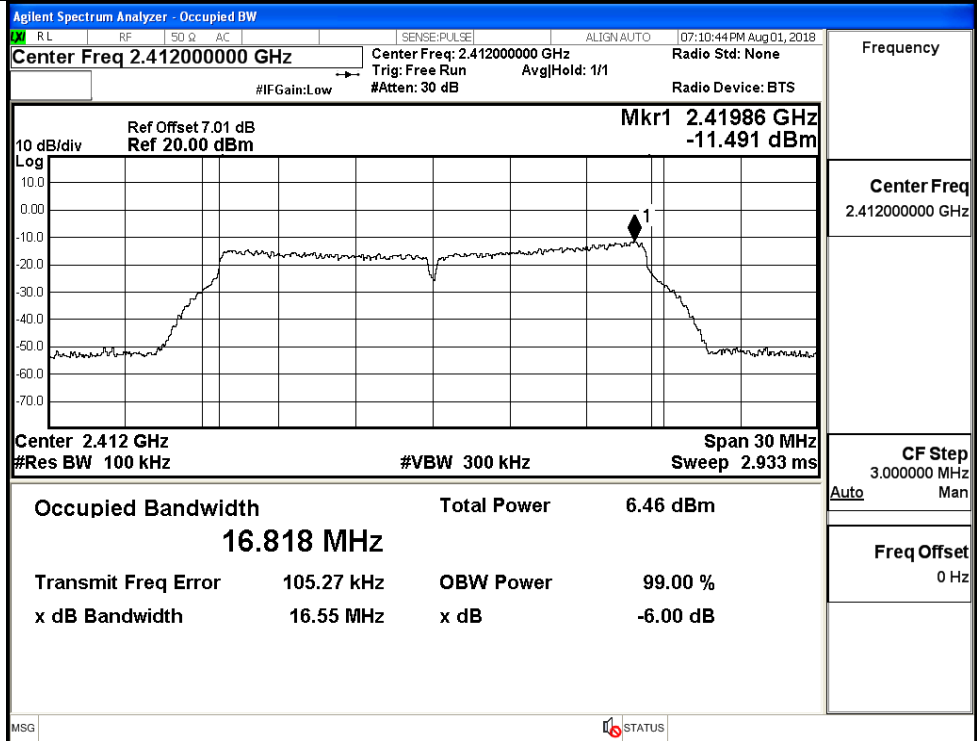
11B/MCH



11B/HCH

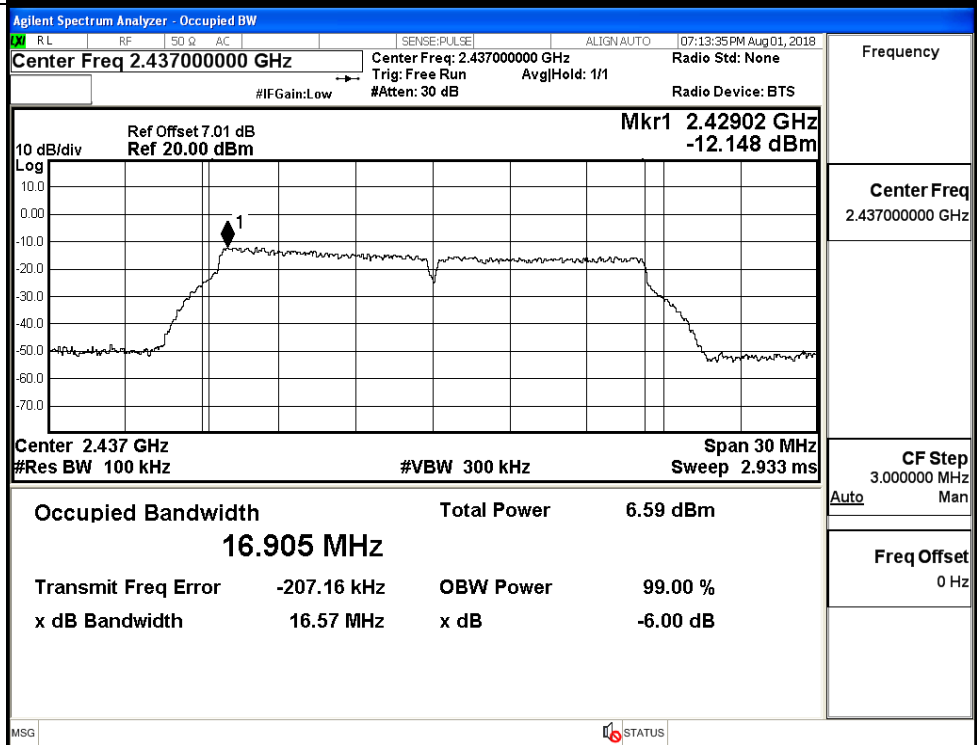


11G/LCH



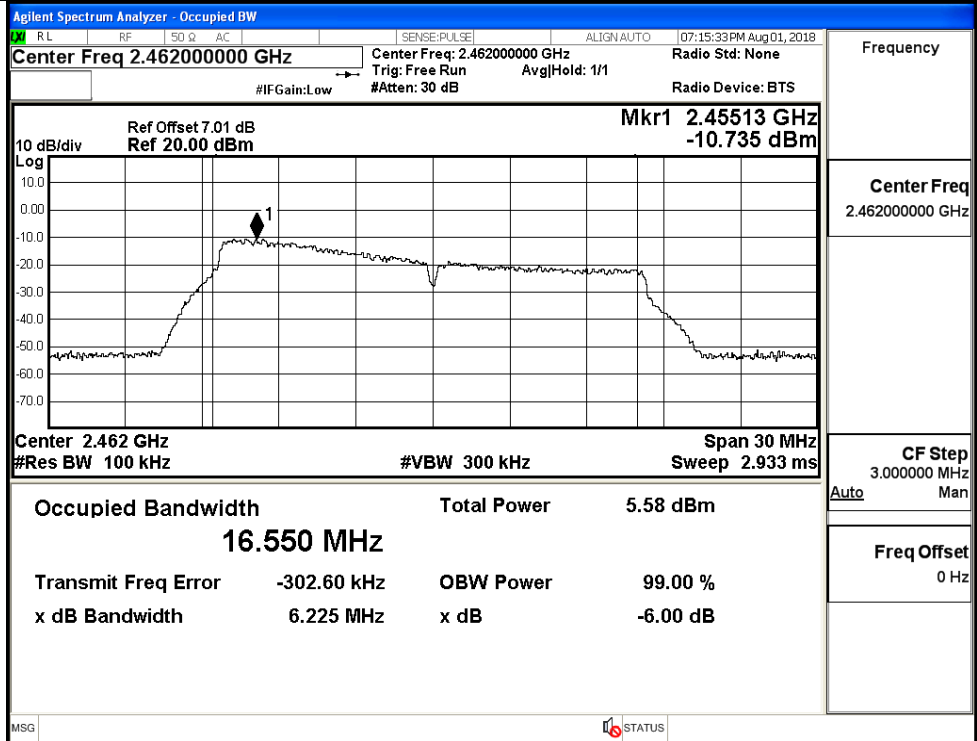
Frequency	2.41200000 GHz
Center Freq	2.41200000 GHz
CF Step	3.000000 MHz
Auto	Man
Freq Offset	0 Hz

11G/MCH



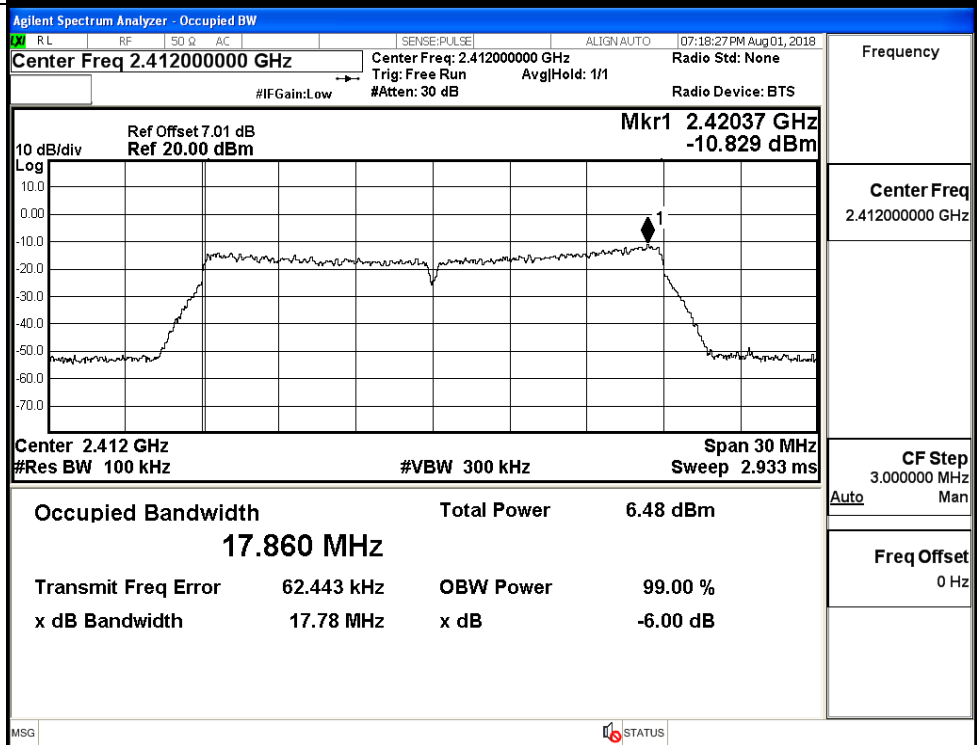
Frequency	2.43700000 GHz
Center Freq	2.43700000 GHz
CF Step	3.000000 MHz
Auto	Man
Freq Offset	0 Hz

11G/HCH



Frequency	2.46200000 GHz
Center Freq	2.46200000 GHz
CF Step	3.000000 MHz
Auto	Man
Freq Offset	0 Hz

11N20SISO/LCH

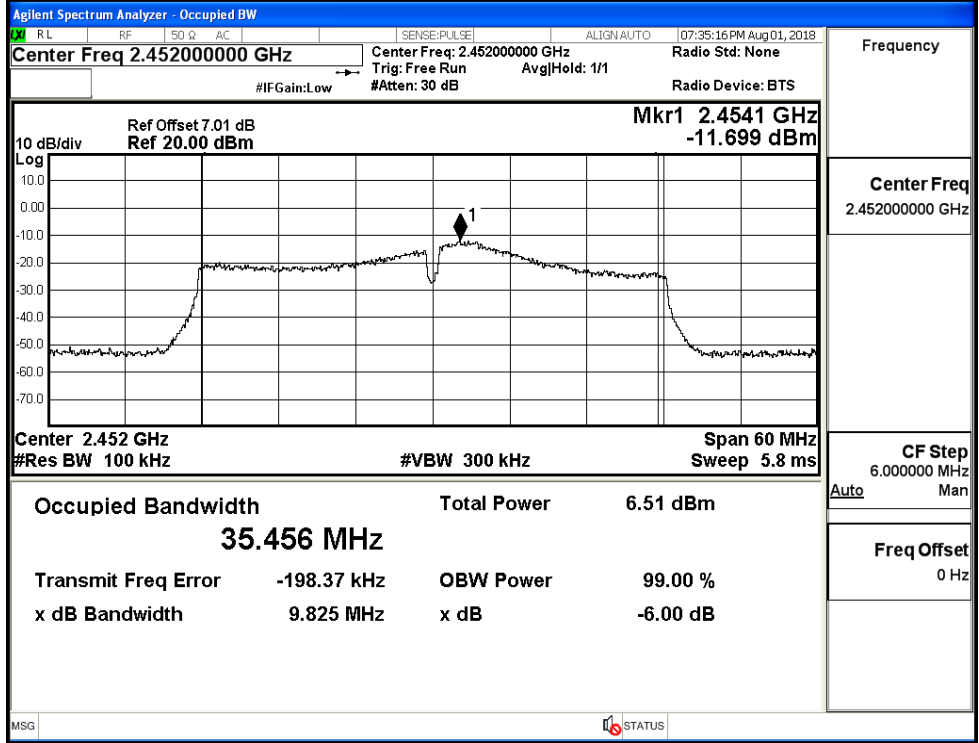


Frequency	2.41200000 GHz
Center Freq	2.41200000 GHz
CF Step	3.000000 MHz
Auto	Man
Freq Offset	0 Hz

<p>11N20SISO/MCH</p>	<p>Agilent Spectrum Analyzer - Occupied BW</p> <p>Center Freq 2.43700000 GHz</p> <p>Mkr1 2.42914 GHz -11.508 dBm</p> <p>Center 2.437 GHz #Res BW 100 kHz #VBW 300 kHz Span 30 MHz Sweep 2.933 ms</p> <p>Occupied Bandwidth 17.788 MHz Total Power 6.74 dBm</p> <p>Transmit Freq Error -53.072 kHz OBW Power 99.00 %</p> <p>x dB Bandwidth 17.76 MHz x dB -6.00 dB</p>	<p>Frequency</p> <p>Center Freq 2.43700000 GHz</p> <p>CF Step 3.000000 MHz</p> <p>Freq Offset 0 Hz</p>
<p>11N20SISO/HCH</p>	<p>Agilent Spectrum Analyzer - Occupied BW</p> <p>Center Freq 2.46200000 GHz</p> <p>Mkr1 2.45414 GHz -10.292 dBm</p> <p>Center 2.462 GHz #Res BW 100 kHz #VBW 300 kHz Span 30 MHz Sweep 2.933 ms</p> <p>Occupied Bandwidth 17.519 MHz Total Power 5.92 dBm</p> <p>Transmit Freq Error -187.95 kHz OBW Power 99.00 %</p> <p>x dB Bandwidth 6.102 MHz x dB -6.00 dB</p>	<p>Frequency</p> <p>Center Freq 2.46200000 GHz</p> <p>CF Step 3.000000 MHz</p> <p>Freq Offset 0 Hz</p>

<p>11N40SISO/LCH</p>	<p>Agilent Spectrum Analyzer - Occupied BW</p> <p>Center Freq 2.42200000 GHz</p> <p>Mkr1 2.42416 GHz -12.041 dBm</p> <p>Occupied Bandwidth 35.690 MHz</p> <p>Total Power 7.28 dBm</p> <p>Transmit Freq Error -198.99 kHz</p> <p>OBW Power 99.00 %</p> <p>x dB Bandwidth 13.21 MHz</p> <p>x dB -6.00 dB</p>	<p>Frequency</p> <p>Center Freq 2.42200000 GHz</p> <p>CF Step 6.000000 MHz</p> <p>Freq Offset 0 Hz</p>
<p>11N40SISO/MCH</p>	<p>Agilent Spectrum Analyzer - Occupied BW</p> <p>Center Freq 2.43700000 GHz</p> <p>Mkr1 2.42266 GHz -14.179 dBm</p> <p>Occupied Bandwidth 36.291 MHz</p> <p>Total Power 6.35 dBm</p> <p>Transmit Freq Error 51.044 kHz</p> <p>OBW Power 99.00 %</p> <p>x dB Bandwidth 36.46 MHz</p> <p>x dB -6.00 dB</p>	<p>Frequency</p> <p>Center Freq 2.43700000 GHz</p> <p>CF Step 6.000000 MHz</p> <p>Freq Offset 0 Hz</p>

11N40SISO/HCH

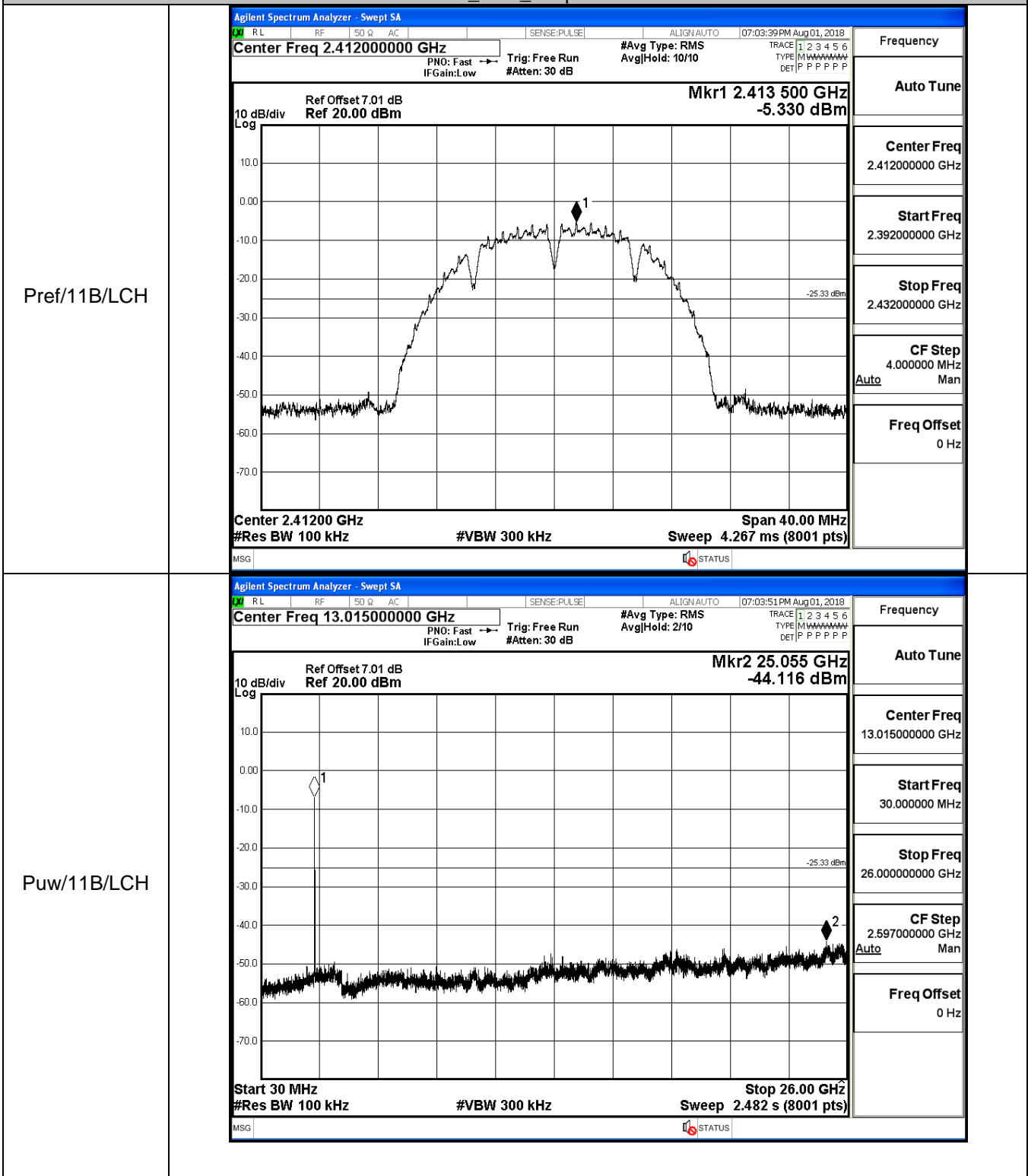


Frequency	
Center Freq	2.45200000 GHz
CF Step	6.000000 MHz Auto Man
Freq Offset	0 Hz

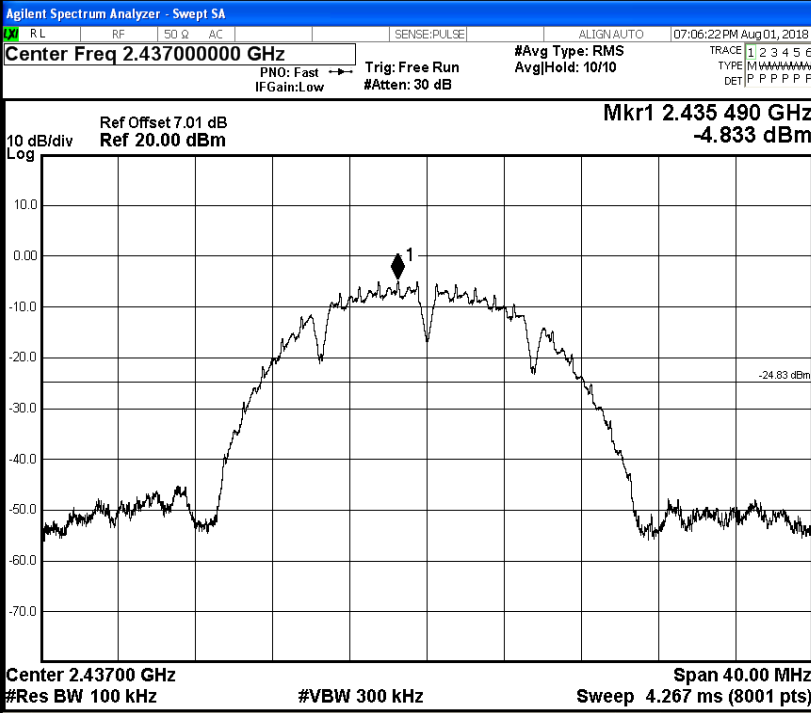
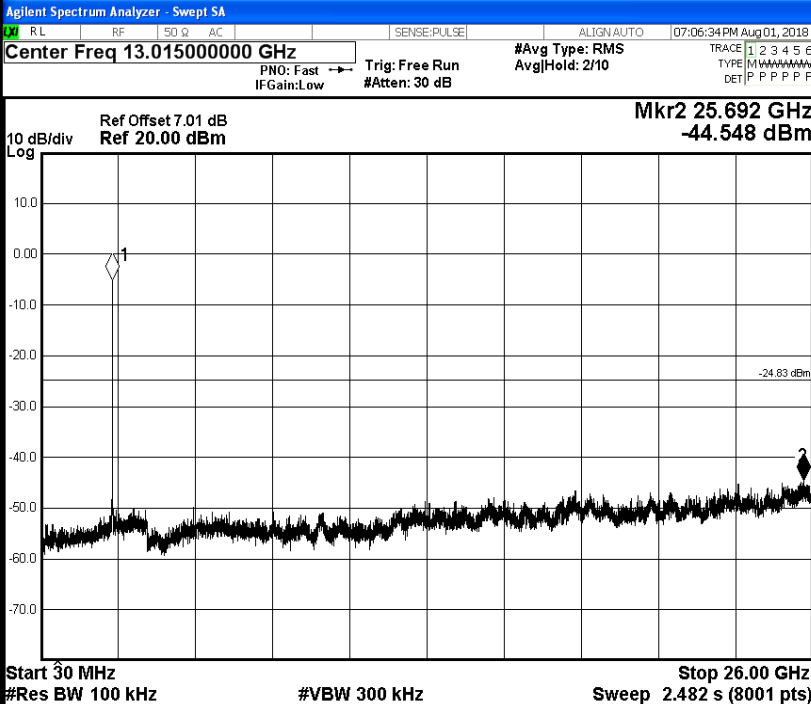
B.5 RF Conducted Spurious Emissions

Mode	Channel	Pref [dBm]	Max. Level [dBm]	Limit [dBm]	Verdict
11B	LCH	-5.33	-44.116	-25.330	PASS
	MCH	-4.833	-44.729	-24.833	PASS
	HCH	-5.488	-44.288	-25.488	PASS
11G	LCH	-11.603	-43.950	-31.603	PASS
	MCH	-12.331	-43.885	-32.331	PASS
	HCH	-10.933	-44.429	-30.933	PASS
11N20 SISO	LCH	-11.012	-42.411	-31.012	PASS
	MCH	-11.842	-44.255	-31.842	PASS
	HCH	-10.303	-44.219	-30.303	PASS
11N40 SISO	LCH	-11.883	-44.349	-31.883	PASS
	MCH	-14.27	-44.626	-34.270	PASS
	HCH	-11.877	-45.123	-31.877	PASS

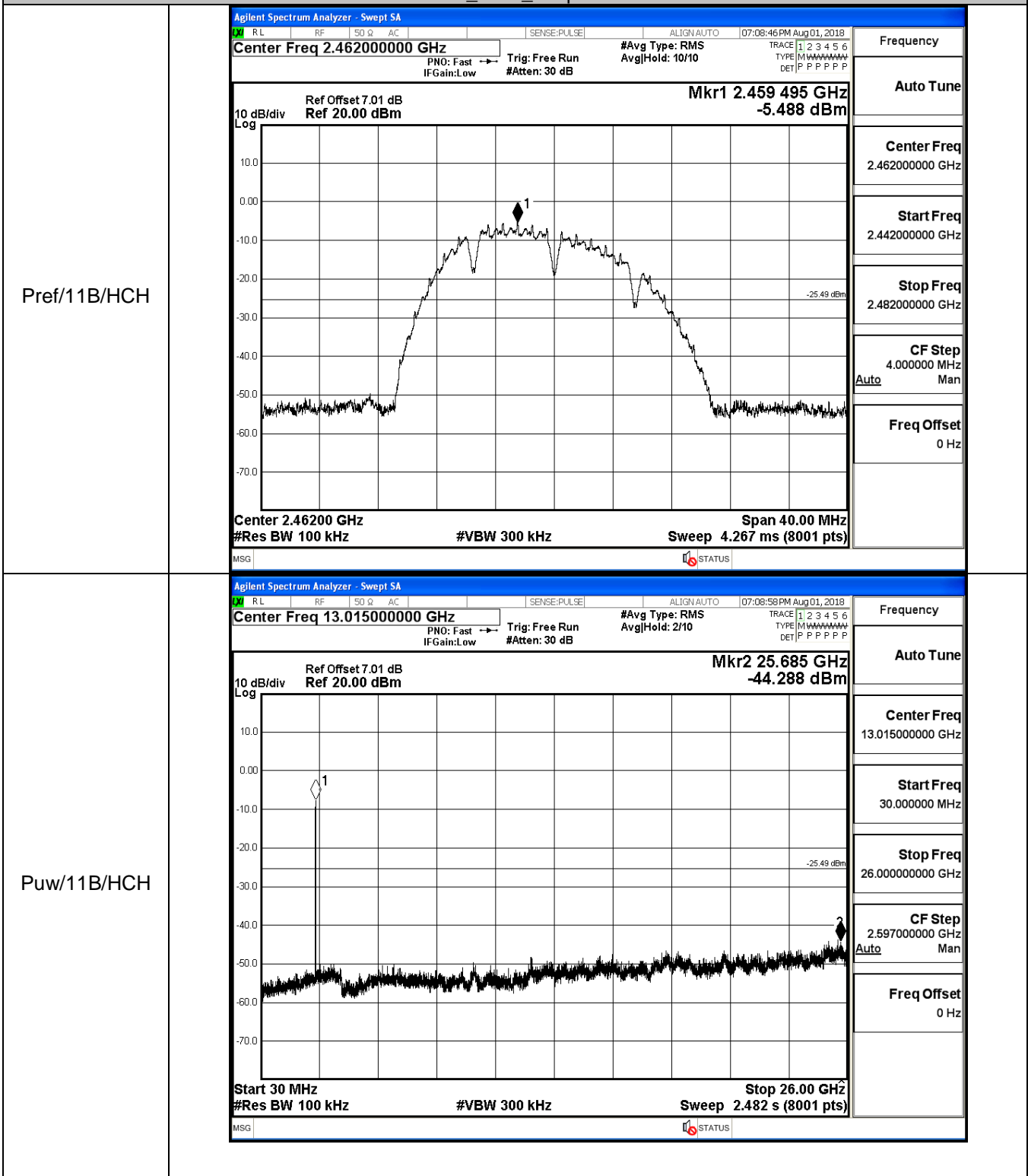
11B_LCH_Graphs



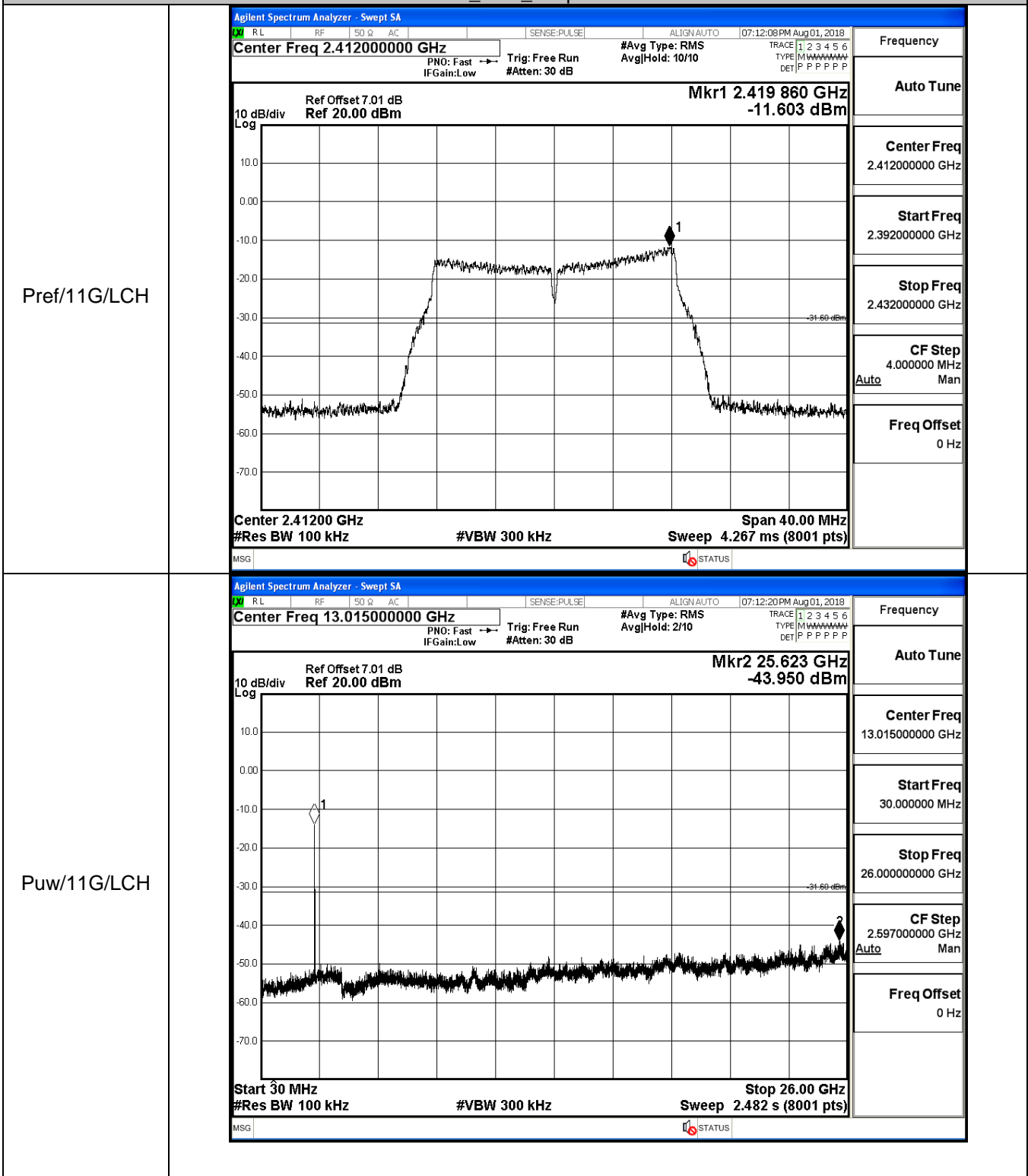
11B_MCH_Graphs

<p>Pref/11B/MCH</p>	 <p>Agilent Spectrum Analyzer - Swept SA</p> <p>Center Freq 2.437000000 GHz</p> <p>Mkr1 2.435 490 GHz -4.833 dBm</p> <p>Center 2.4370 GHz #Res BW 100 kHz #VBW 300 kHz Sweep 4.267 ms (8001 pts)</p>	<p>Frequency</p> <p>Auto Tune</p> <p>Center Freq 2.437000000 GHz</p> <p>Start Freq 2.417000000 GHz</p> <p>Stop Freq 2.457000000 GHz</p> <p>CF Step 4.000000 MHz Auto Man</p> <p>Freq Offset 0 Hz</p>
	<p>Puw/11B/MCH</p>	 <p>Agilent Spectrum Analyzer - Swept SA</p> <p>Center Freq 13.015000000 GHz</p> <p>Mkr2 25.692 GHz -44.548 dBm</p> <p>Start 30 MHz #Res BW 100 kHz #VBW 300 kHz Sweep 2.482 s (8001 pts)</p>

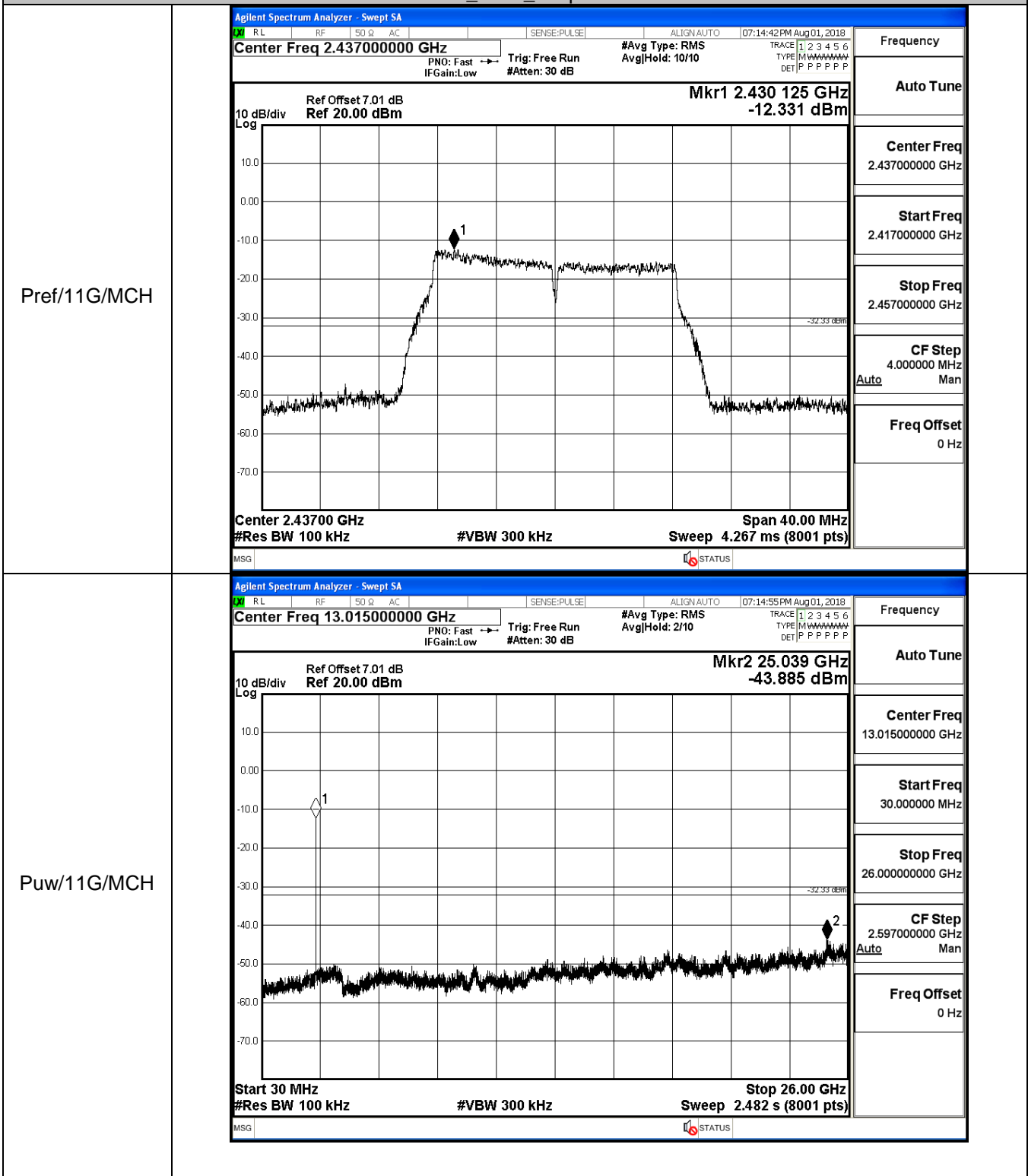
11B_HCH_Graphs



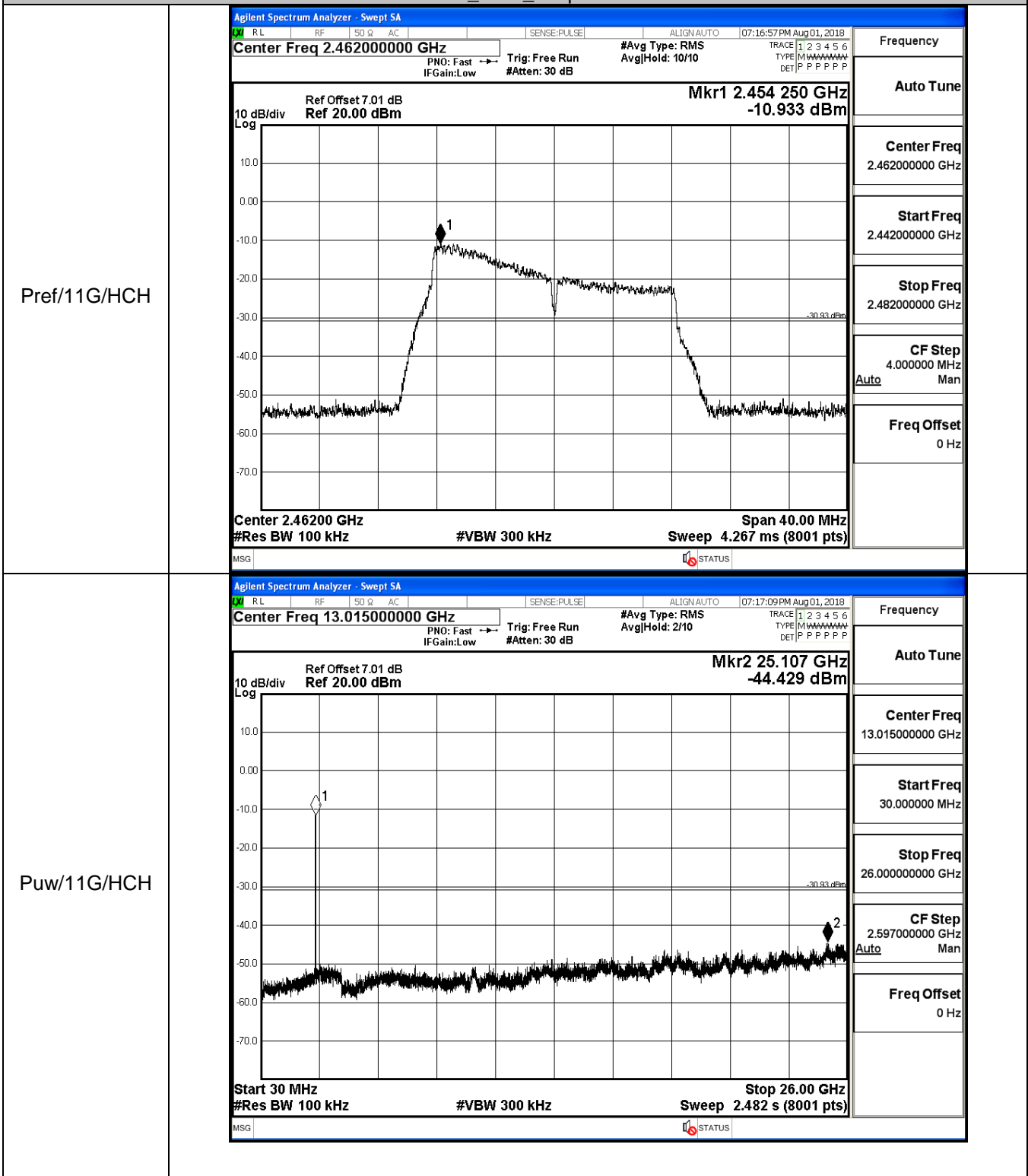
11G_LCH_Graphs



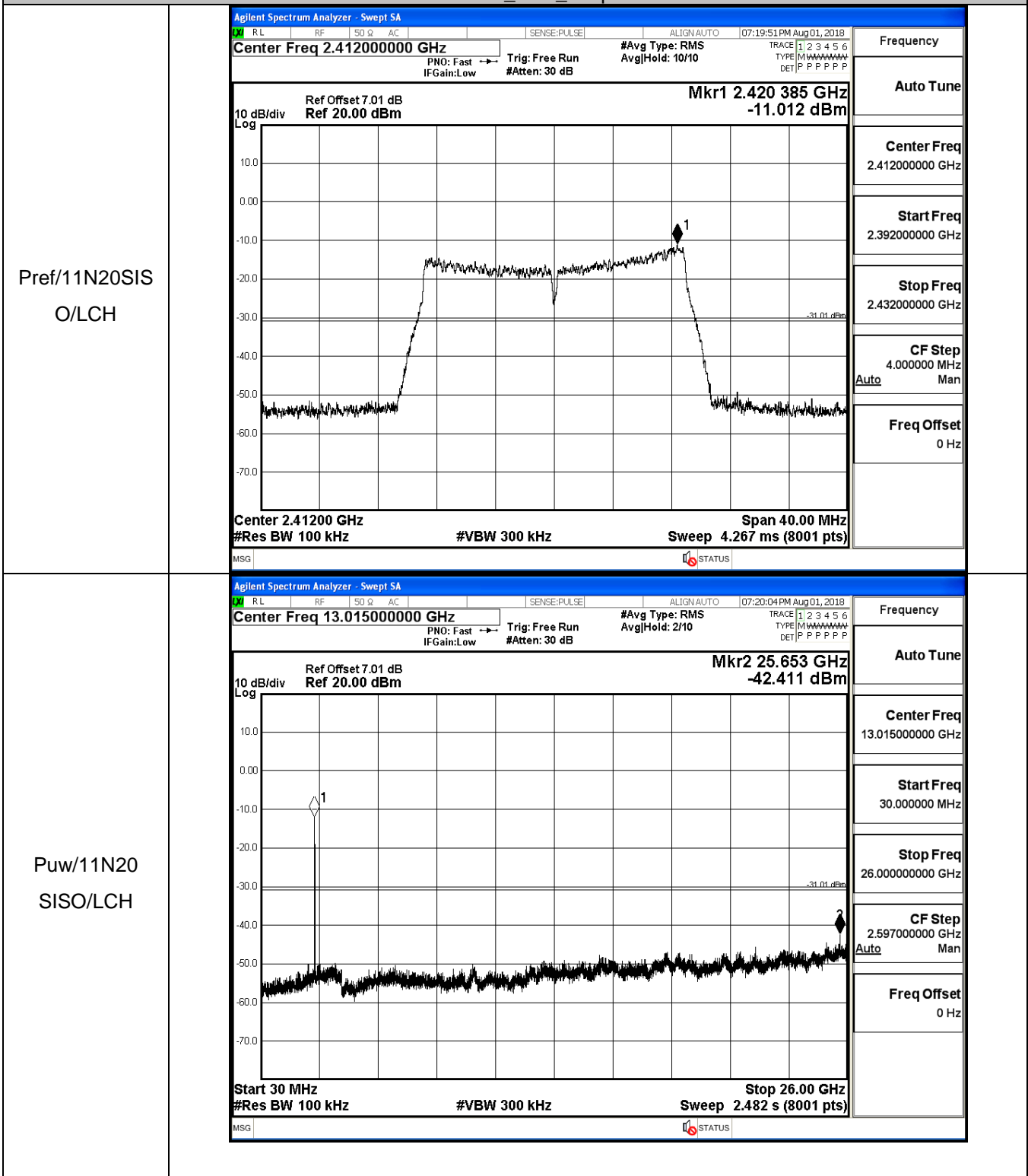
11G_MCH_Graphs



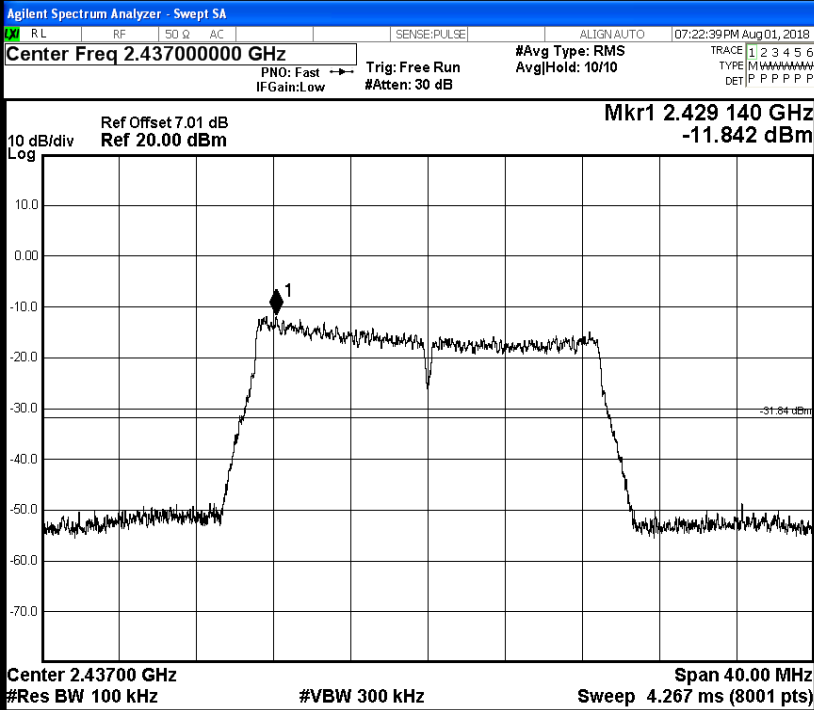
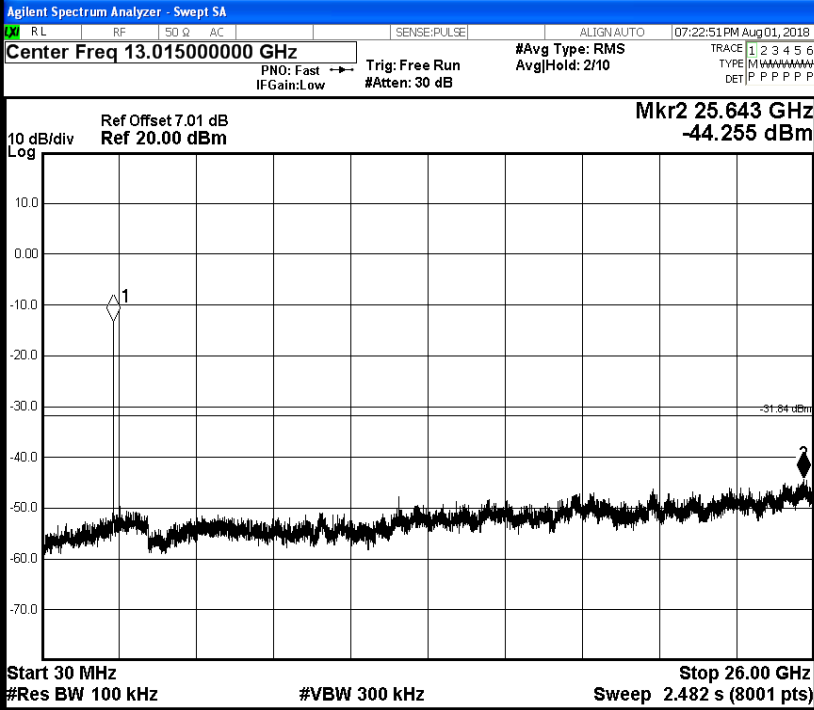
11G_HCH_Graphs



11N20SISO_LCH_Graphs



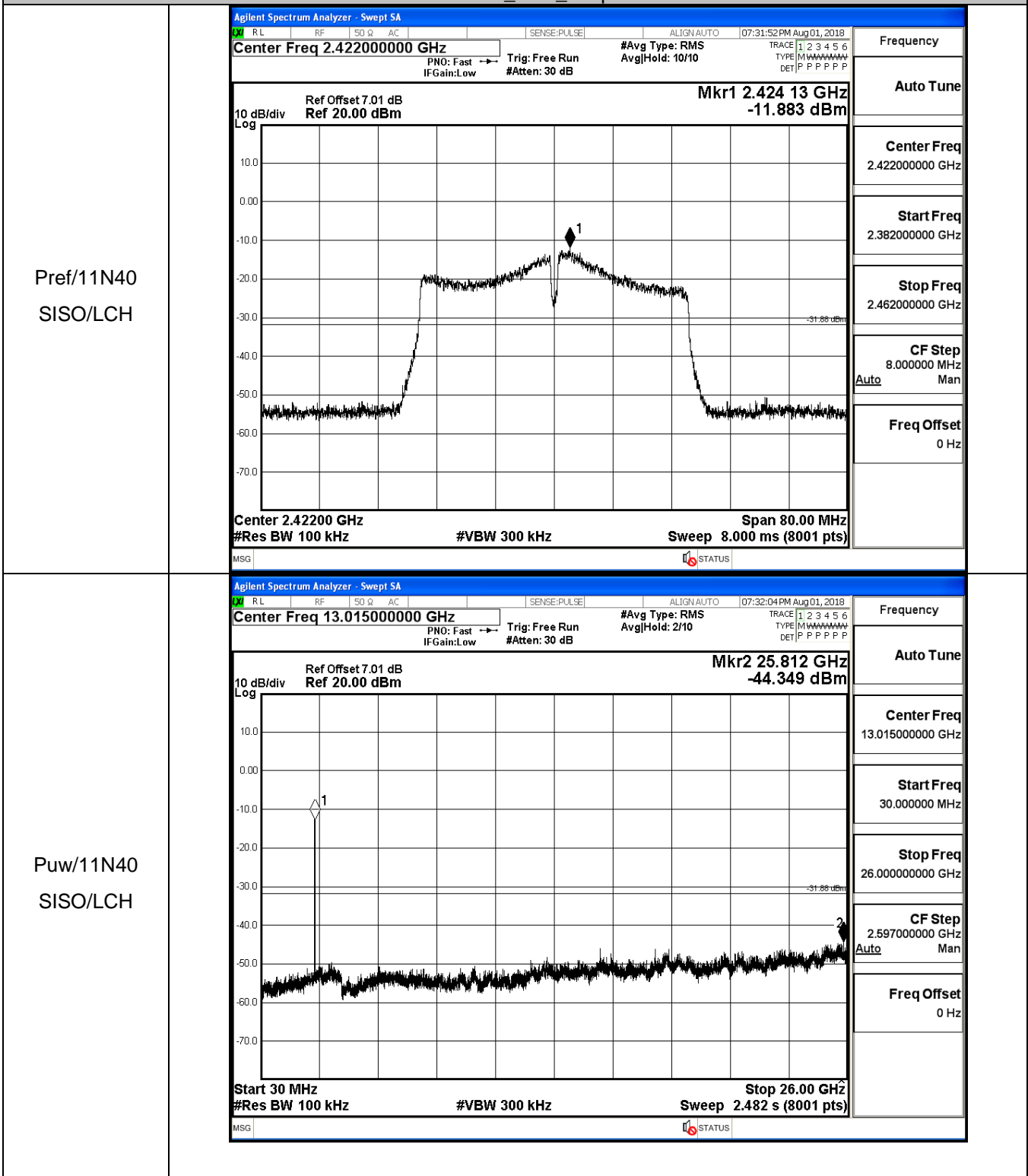
11N20SISO_MCH_Graphs

<p>Pref/11N20 SISO/MCH</p>	 <table border="1" data-bbox="1244 264 1394 949"> <tr><td>Frequency</td></tr> <tr><td>Auto Tune</td></tr> <tr><td>Center Freq 2.437000000 GHz</td></tr> <tr><td>Start Freq 2.417000000 GHz</td></tr> <tr><td>Stop Freq 2.457000000 GHz</td></tr> <tr><td>CF Step 4.000000 MHz Auto Man</td></tr> <tr><td>Freq Offset 0 Hz</td></tr> </table>	Frequency	Auto Tune	Center Freq 2.437000000 GHz	Start Freq 2.417000000 GHz	Stop Freq 2.457000000 GHz	CF Step 4.000000 MHz Auto Man	Freq Offset 0 Hz
	Frequency							
Auto Tune								
Center Freq 2.437000000 GHz								
Start Freq 2.417000000 GHz								
Stop Freq 2.457000000 GHz								
CF Step 4.000000 MHz Auto Man								
Freq Offset 0 Hz								
<p>Puw/11N20 SISO/MCH</p>	 <table border="1" data-bbox="1244 1012 1394 1697"> <tr><td>Frequency</td></tr> <tr><td>Auto Tune</td></tr> <tr><td>Center Freq 13.015000000 GHz</td></tr> <tr><td>Start Freq 30.000000 MHz</td></tr> <tr><td>Stop Freq 26.000000000 GHz</td></tr> <tr><td>CF Step 2.597000000 GHz Auto Man</td></tr> <tr><td>Freq Offset 0 Hz</td></tr> </table>	Frequency	Auto Tune	Center Freq 13.015000000 GHz	Start Freq 30.000000 MHz	Stop Freq 26.000000000 GHz	CF Step 2.597000000 GHz Auto Man	Freq Offset 0 Hz
	Frequency							
Auto Tune								
Center Freq 13.015000000 GHz								
Start Freq 30.000000 MHz								
Stop Freq 26.000000000 GHz								
CF Step 2.597000000 GHz Auto Man								
Freq Offset 0 Hz								

11N20SISO_HCH_Graphs

<p>Pref/11N20 SISO/HCH</p>	<p>Agilent Spectrum Analyzer - Swept SA</p> <p>Center Freq 2.46200000 GHz</p> <p>Ref Offset 7.01 dB Ref 20.00 dBm</p> <p>Mkr1 2.454 140 GHz -10.303 dBm</p> <p>10 dB/div Log</p> <p>Center 2.46200 GHz #Res BW 100 kHz #VBW 300 kHz Sweep 4.267 ms (8001 pts)</p> <p>Span 40.00 MHz</p>	<p>Frequency</p> <p>Auto Tune</p> <p>Center Freq 2.462000000 GHz</p> <p>Start Freq 2.442000000 GHz</p> <p>Stop Freq 2.482000000 GHz</p> <p>CF Step 4.000000 MHz Auto Man</p> <p>Freq Offset 0 Hz</p>
	<p>Puw/11N20 SISO/HCH</p>	<p>Agilent Spectrum Analyzer - Swept SA</p> <p>Center Freq 13.01500000 GHz</p> <p>Ref Offset 7.01 dB Ref 20.00 dBm</p> <p>Mkr2 25.617 GHz -44.219 dBm</p> <p>10 dB/div Log</p> <p>Start 30 MHz #Res BW 100 kHz #VBW 300 kHz Sweep 2.482 s (8001 pts)</p> <p>Stop 26.00 GHz</p>

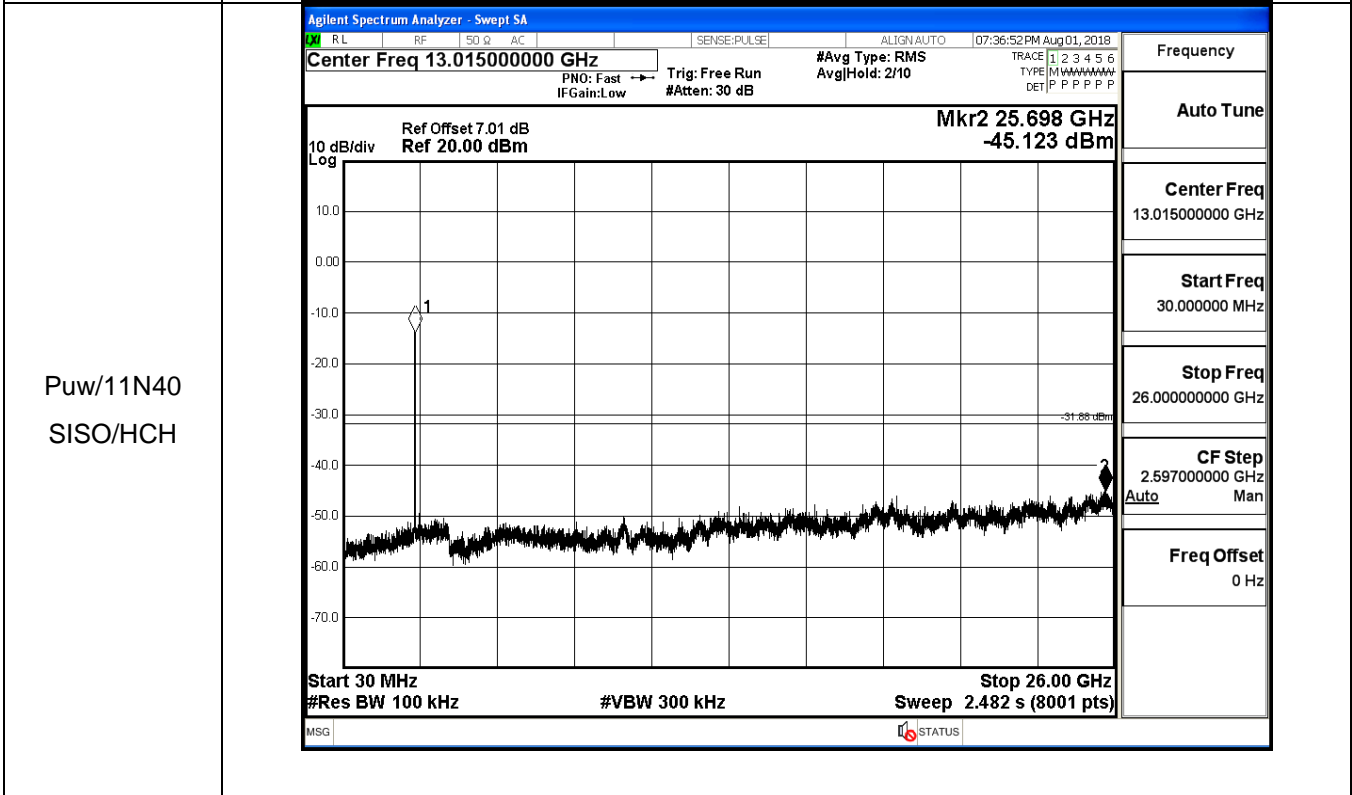
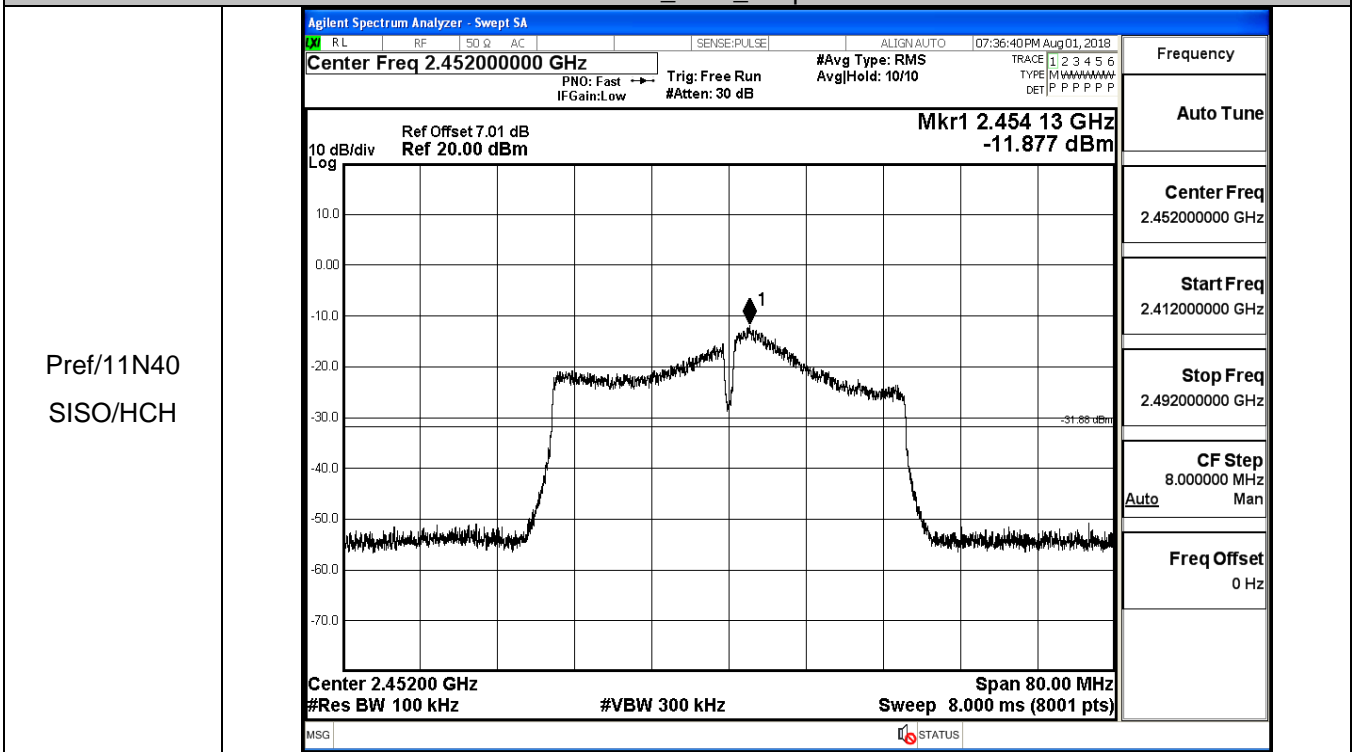
11N40SISO_LCH_Graphs



11N40SISO_MCH_Graphs

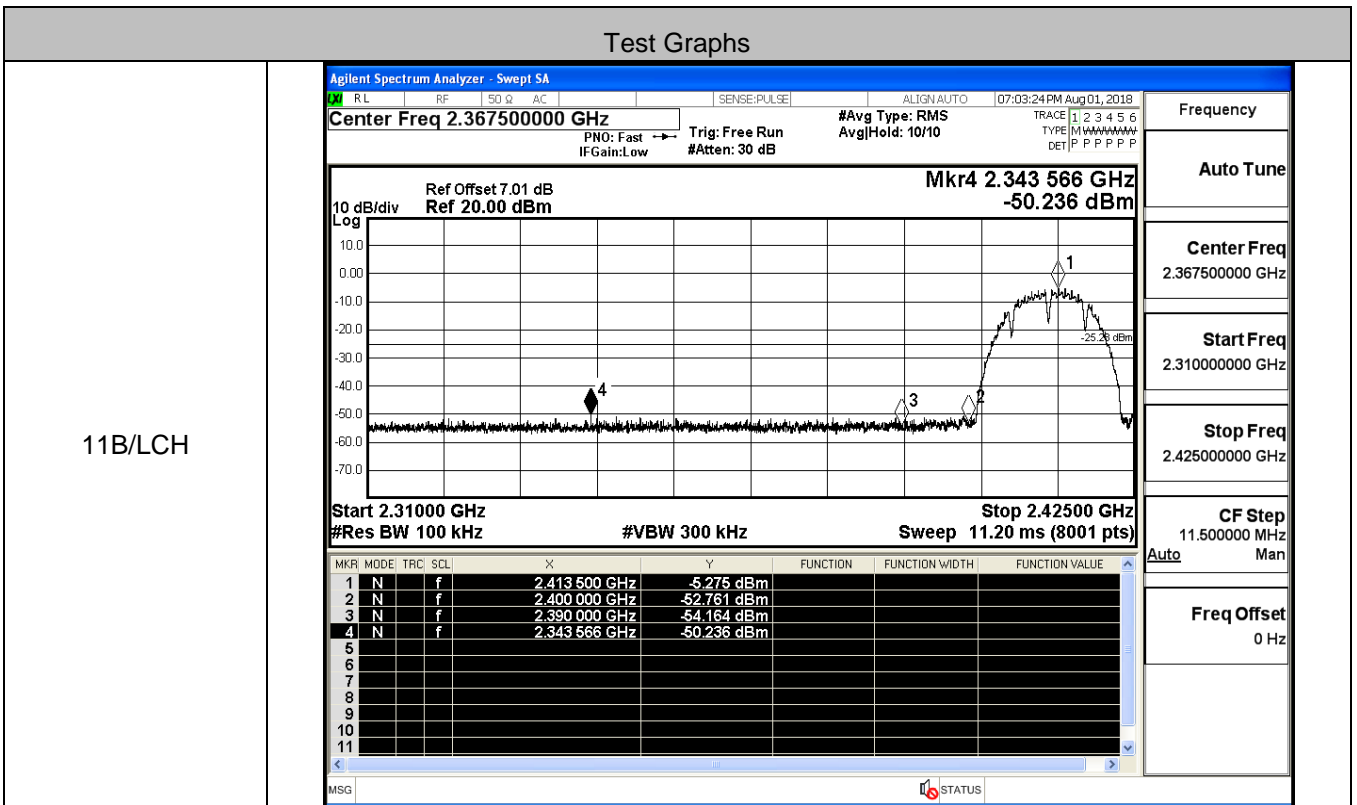
<p>Pref/11N40 SISO/MCH</p>	<p>Agilent Spectrum Analyzer - Swept SA Center Freq 2.43700000 GHz Mkr1 2.42264 GHz -14.270 dBm Center 2.43700 GHz #Res BW 100 kHz #VBW 300 kHz Span 80.00 MHz Sweep 8.000 ms (8001 pts)</p>	<p>Frequency</p> <p>Auto Tune</p> <p>Center Freq 2.437000000 GHz</p> <p>Start Freq 2.397000000 GHz</p> <p>Stop Freq 2.477000000 GHz</p> <p>CF Step 8.000000 MHz Auto Man</p> <p>Freq Offset 0 Hz</p>
	<p>Puw/11N40 SISO/MCH</p>	<p>Agilent Spectrum Analyzer - Swept SA Center Freq 13.01500000 GHz Mkr2 25.705 GHz -44.626 dBm Start 30 MHz #Res BW 100 kHz #VBW 300 kHz Stop 26.00 GHz Sweep 2.482 s (8001 pts)</p>

11N40SISO_HCH_Graphs

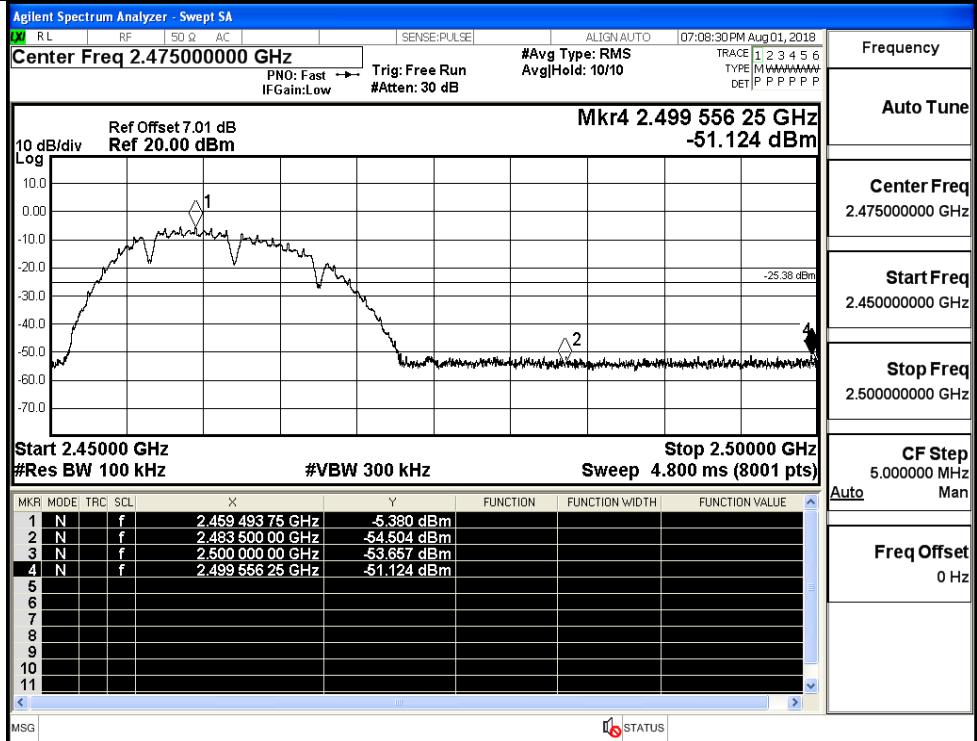


B.6 Band-edge for RF Conducted Emissions

Mode	Channel	Carrier Power[dBm]	Max.Spurious Level [dBm]	Limit [dBm]	Verdict
11B	LCH	-5.275	-50.236	-25.28	PASS
	HCH	-5.380	-51.124	-25.38	PASS
11G	LCH	-11.642	-51.493	-31.64	PASS
	HCH	-10.903	-50.817	-30.9	PASS
11N20SISO	LCH	-10.651	-51.084	-30.65	PASS
	HCH	-10.588	-51.214	-30.59	PASS
11N40SISO	LCH	-12.154	-50.358	-32.15	PASS
	HCH	-11.812	-51.679	-31.81	PASS



11B/HCH



Frequency

Auto Tune

Center Freq
2.47500000 GHz

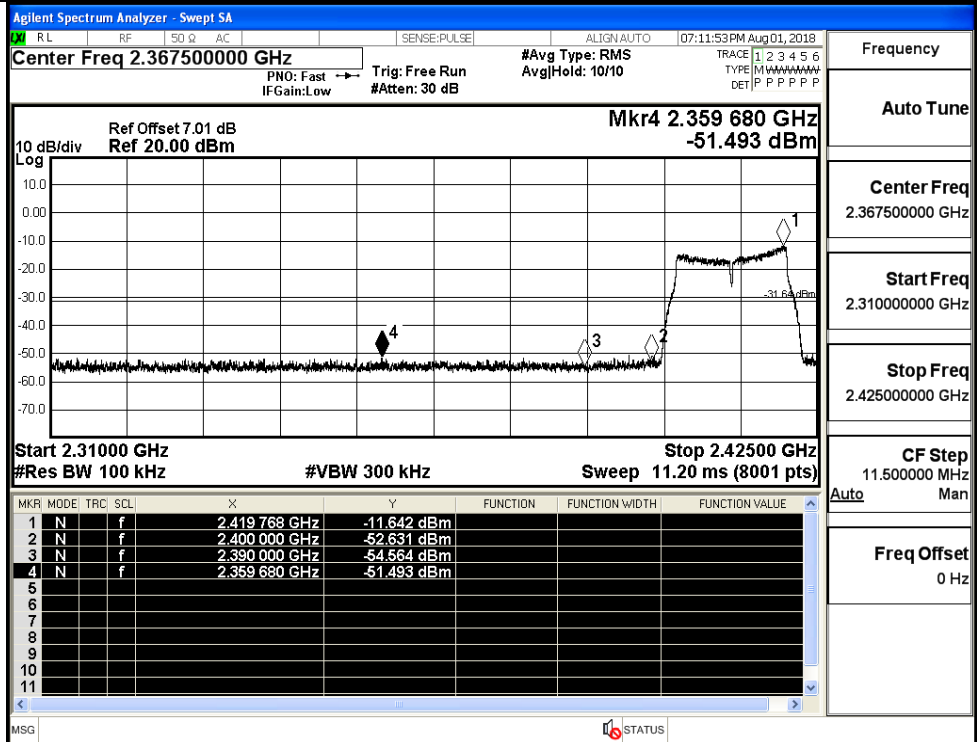
Start Freq
2.45000000 GHz

Stop Freq
2.50000000 GHz

CF Step
5.000000 MHz

Freq Offset
0 Hz

11G/LCH



Frequency

Auto Tune

Center Freq
2.36750000 GHz

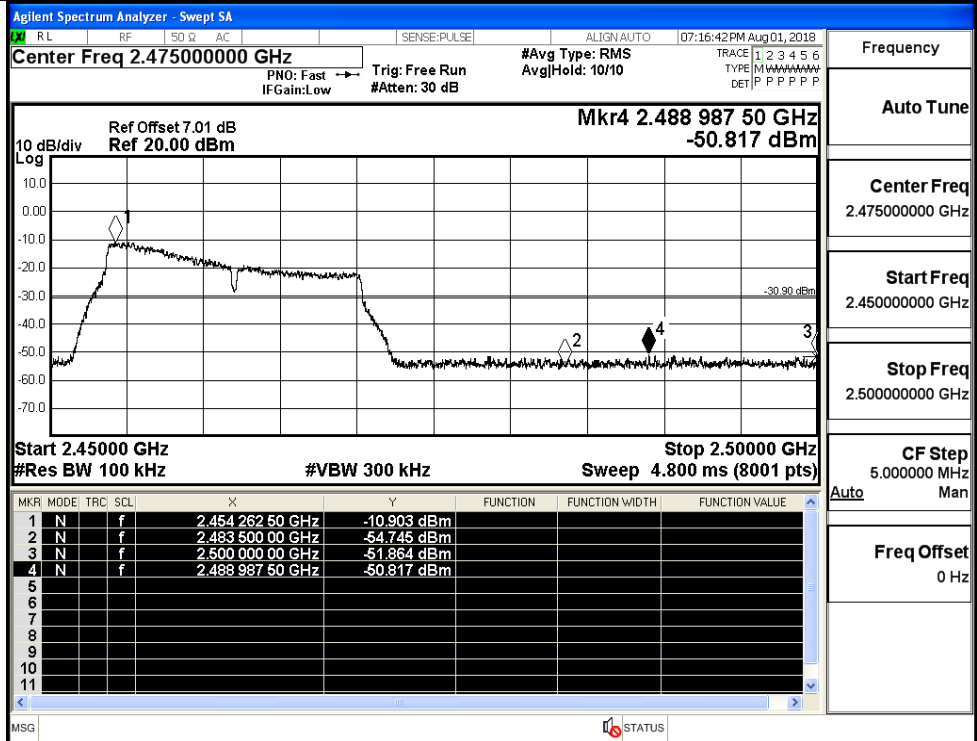
Start Freq
2.31000000 GHz

Stop Freq
2.42500000 GHz

CF Step
11.500000 MHz

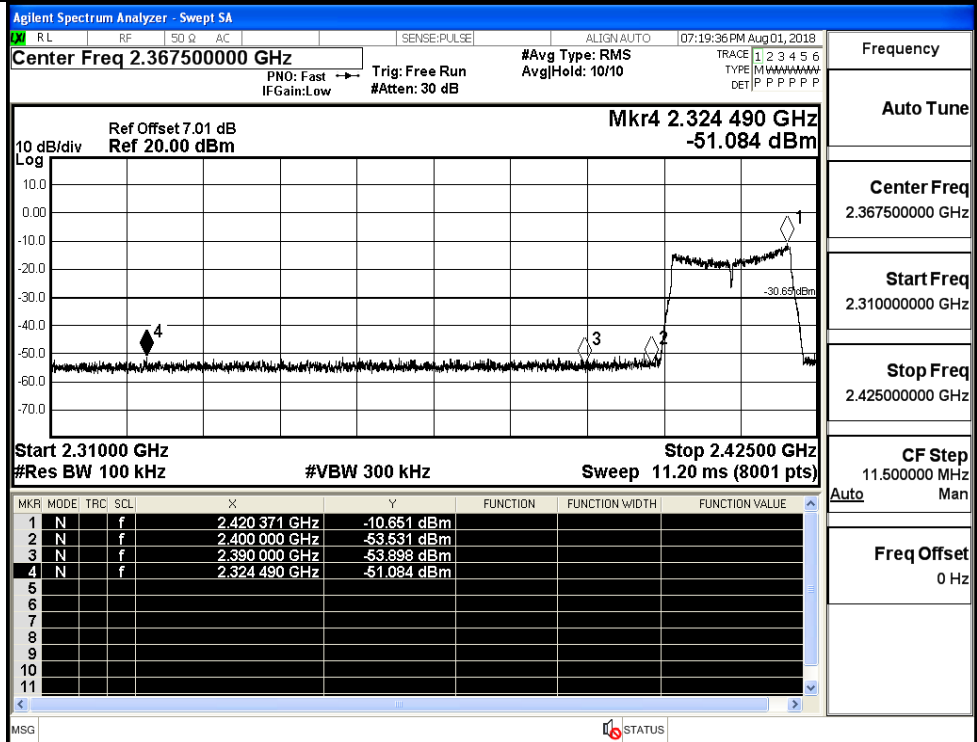
Freq Offset
0 Hz

11G/HCH



Frequency	2.475000000 GHz
Auto Tune	
Center Freq	2.475000000 GHz
Start Freq	2.450000000 GHz
Stop Freq	2.500000000 GHz
CF Step	5.000000 MHz
Freq Offset	0 Hz

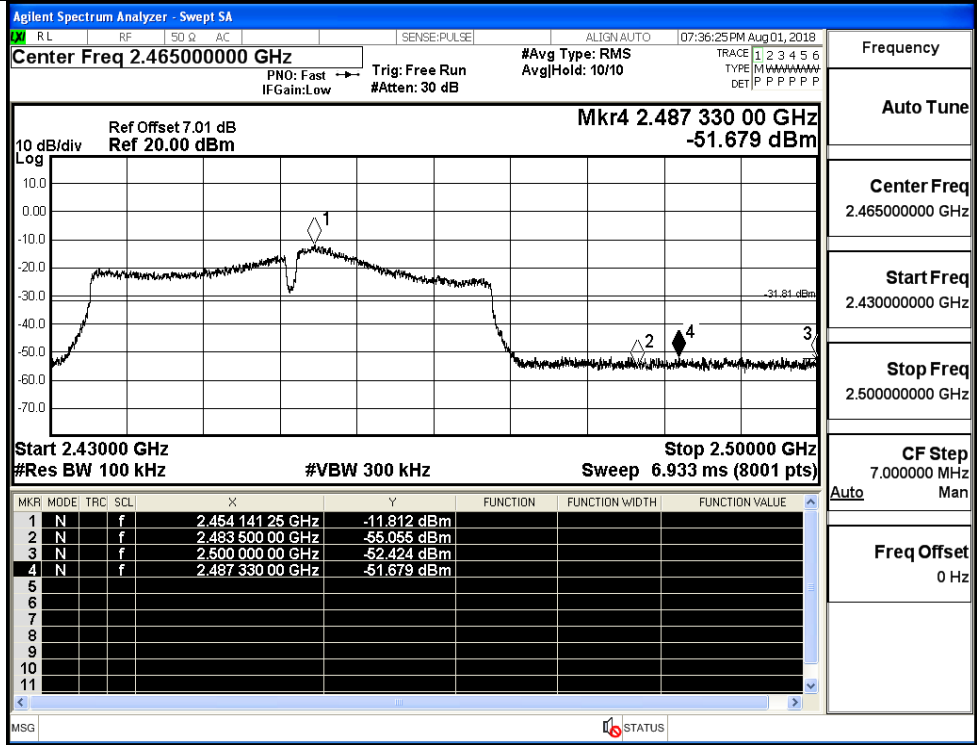
11N20SISO/LCH



Frequency	2.367500000 GHz
Auto Tune	
Center Freq	2.367500000 GHz
Start Freq	2.310000000 GHz
Stop Freq	2.425000000 GHz
CF Step	11.500000 MHz
Freq Offset	0 Hz

<p>11N20SISO/HCH</p>	<p>Agilent Spectrum Analyzer - Swept SA</p> <p>Center Freq 2.475000000 GHz</p> <p>Ref Offset 7.01 dB Ref 20.00 dBm</p> <p>Mkr4 2.495 506 25 GHz -51.214 dBm</p> <p>Start 2.45000 GHz Stop 2.50000 GHz</p> <p>#Res BW 100 kHz #VBW 300 kHz Sweep 4.800 ms (8001 pts)</p> <table border="1"> <thead> <tr> <th>MKR</th> <th>MODE</th> <th>TRC</th> <th>SCL</th> <th>X</th> <th>Y</th> <th>FUNCTION</th> <th>FUNCTION WIDTH</th> <th>FUNCTION VALUE</th> </tr> </thead> <tbody> <tr> <td>1</td> <td>N</td> <td>f</td> <td></td> <td>2.454 500 00 GHz</td> <td>-10.588 dBm</td> <td></td> <td></td> <td></td> </tr> <tr> <td>2</td> <td>N</td> <td>f</td> <td></td> <td>2.483 500 00 GHz</td> <td>-54.495 dBm</td> <td></td> <td></td> <td></td> </tr> <tr> <td>3</td> <td>N</td> <td>f</td> <td></td> <td>2.500 000 00 GHz</td> <td>-54.154 dBm</td> <td></td> <td></td> <td></td> </tr> <tr> <td>4</td> <td>N</td> <td>f</td> <td></td> <td>2.495 506 25 GHz</td> <td>-51.214 dBm</td> <td></td> <td></td> <td></td> </tr> </tbody> </table>	MKR	MODE	TRC	SCL	X	Y	FUNCTION	FUNCTION WIDTH	FUNCTION VALUE	1	N	f		2.454 500 00 GHz	-10.588 dBm				2	N	f		2.483 500 00 GHz	-54.495 dBm				3	N	f		2.500 000 00 GHz	-54.154 dBm				4	N	f		2.495 506 25 GHz	-51.214 dBm				<p>Frequency</p> <p>Auto Tune</p> <p>Center Freq 2.475000000 GHz</p> <p>Start Freq 2.450000000 GHz</p> <p>Stop Freq 2.500000000 GHz</p> <p>CF Step 5.000000 MHz</p> <p>Freq Offset 0 Hz</p>
MKR	MODE	TRC	SCL	X	Y	FUNCTION	FUNCTION WIDTH	FUNCTION VALUE																																							
1	N	f		2.454 500 00 GHz	-10.588 dBm																																										
2	N	f		2.483 500 00 GHz	-54.495 dBm																																										
3	N	f		2.500 000 00 GHz	-54.154 dBm																																										
4	N	f		2.495 506 25 GHz	-51.214 dBm																																										
<p>11N40SISO/LCH</p>	<p>Agilent Spectrum Analyzer - Swept SA</p> <p>Center Freq 2.377500000 GHz</p> <p>Ref Offset 7.01 dB Ref 20.00 dBm</p> <p>Mkr4 2.380 841 GHz -50.358 dBm</p> <p>Start 2.31000 GHz Stop 2.44500 GHz</p> <p>#Res BW 100 kHz #VBW 300 kHz Sweep 13.33 ms (8001 pts)</p> <table border="1"> <thead> <tr> <th>MKR</th> <th>MODE</th> <th>TRC</th> <th>SCL</th> <th>X</th> <th>Y</th> <th>FUNCTION</th> <th>FUNCTION WIDTH</th> <th>FUNCTION VALUE</th> </tr> </thead> <tbody> <tr> <td>1</td> <td>N</td> <td>f</td> <td></td> <td>2.424 126 GHz</td> <td>-12.154 dBm</td> <td></td> <td></td> <td></td> </tr> <tr> <td>2</td> <td>N</td> <td>f</td> <td></td> <td>2.400 000 GHz</td> <td>-55.568 dBm</td> <td></td> <td></td> <td></td> </tr> <tr> <td>3</td> <td>N</td> <td>f</td> <td></td> <td>2.390 000 GHz</td> <td>-55.947 dBm</td> <td></td> <td></td> <td></td> </tr> <tr> <td>4</td> <td>N</td> <td>f</td> <td></td> <td>2.380 841 GHz</td> <td>-50.358 dBm</td> <td></td> <td></td> <td></td> </tr> </tbody> </table>	MKR	MODE	TRC	SCL	X	Y	FUNCTION	FUNCTION WIDTH	FUNCTION VALUE	1	N	f		2.424 126 GHz	-12.154 dBm				2	N	f		2.400 000 GHz	-55.568 dBm				3	N	f		2.390 000 GHz	-55.947 dBm				4	N	f		2.380 841 GHz	-50.358 dBm				<p>Frequency</p> <p>Auto Tune</p> <p>Center Freq 2.377500000 GHz</p> <p>Start Freq 2.310000000 GHz</p> <p>Stop Freq 2.445000000 GHz</p> <p>CF Step 13.500000 MHz</p> <p>Freq Offset 0 Hz</p>
MKR	MODE	TRC	SCL	X	Y	FUNCTION	FUNCTION WIDTH	FUNCTION VALUE																																							
1	N	f		2.424 126 GHz	-12.154 dBm																																										
2	N	f		2.400 000 GHz	-55.568 dBm																																										
3	N	f		2.390 000 GHz	-55.947 dBm																																										
4	N	f		2.380 841 GHz	-50.358 dBm																																										

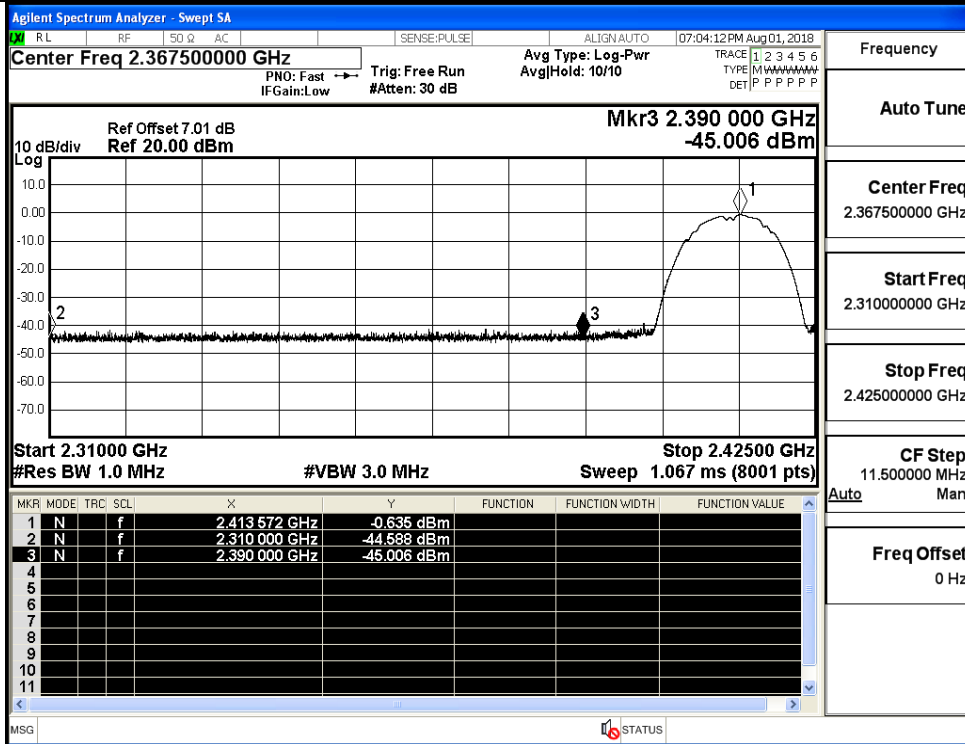
11N40SISO/HCH



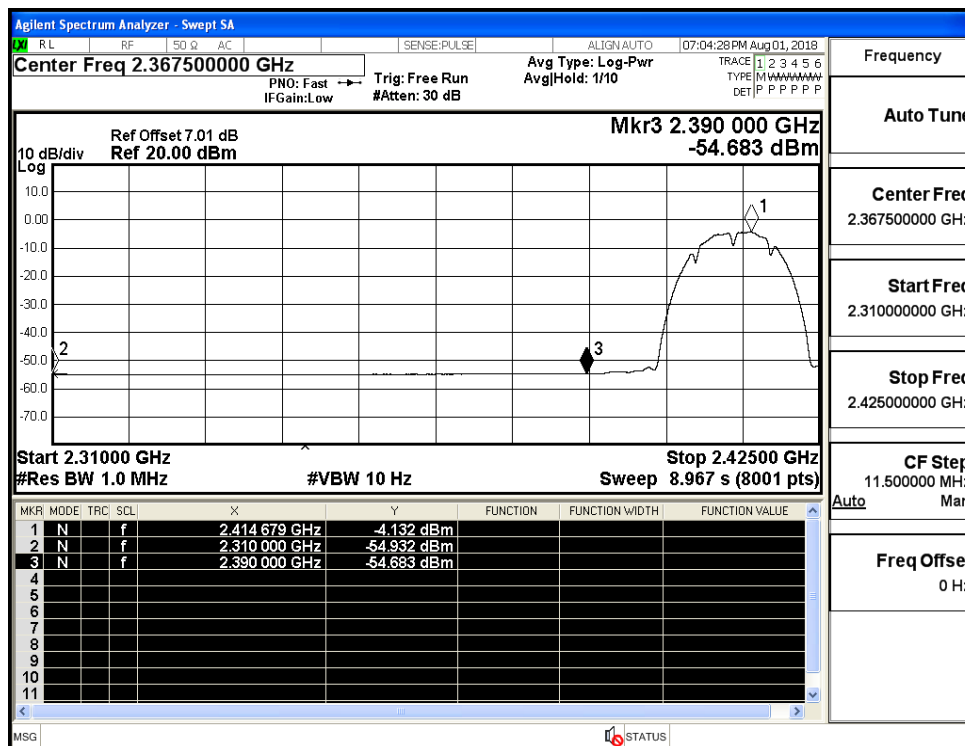
B.7 Restrict-band band-edge measurements

Test Mode	Test Channel	Ant	Freq.	Power [dBm]	Gain	Ground Factor	E [dBuV/m]	Detector	Limit [dBuV/m]	Verdict
11B	2412	Ant1	2310.0	-44.59	2.0	0	52.67	PEAK	74	PASS
	2412	Ant1	2310.0	-54.93	2.0	0	42.33	AV	54	PASS
	2412	Ant1	2390.0	-45.01	2.0	0	52.25	PEAK	74	PASS
	2412	Ant1	2390.0	-54.68	2.0	0	42.57	AV	54	PASS
	2462	Ant1	2483.5	-43.72	2.0	0	53.54	PEAK	74	PASS
	2462	Ant1	2483.5	-54.53	2.0	0	42.73	AV	54	PASS
	2462	Ant1	2500.0	-44.57	2.0	0	52.68	PEAK	74	PASS
	2462	Ant1	2500.0	-54.37	2.0	0	42.89	AV	54	PASS
11G	2412	Ant1	2310.0	-44.14	2.0	0	53.12	PEAK	74	PASS
	2412	Ant1	2310.0	-54.97	2.0	0	42.29	AV	54	PASS
	2412	Ant1	2390.0	-44.32	2.0	0	52.94	PEAK	74	PASS
	2412	Ant1	2390.0	-54.69	2.0	0	42.56	AV	54	PASS
	2462	Ant1	2483.5	-43.87	2.0	0	53.39	PEAK	74	PASS
	2462	Ant1	2483.5	-54.44	2.0	0	42.82	AV	54	PASS
	2462	Ant1	2500.0	-43.83	2.0	0	53.43	PEAK	74	PASS
	2462	Ant1	2500.0	-54.34	2.0	0	42.92	AV	54	PASS
11N20 SISO	2412	Ant1	2310.0	-44.32	2.0	0	52.93	PEAK	74	PASS
	2412	Ant1	2310.0	-54.92	2.0	0	42.34	AV	54	PASS
	2412	Ant1	2390.0	-44.60	2.0	0	52.66	PEAK	74	PASS
	2412	Ant1	2390.0	-54.69	2.0	0	42.57	AV	54	PASS
	2462	Ant1	2483.5	-43.96	2.0	0	53.30	PEAK	74	PASS
	2462	Ant1	2483.5	-54.46	2.0	0	42.79	AV	54	PASS
	2462	Ant1	2500.0	-42.89	2.0	0	54.37	PEAK	74	PASS
	2462	Ant1	2500.0	-54.35	2.0	0	42.91	AV	54	PASS
11N40 SISO	2422	Ant1	2310.0	-43.90	2.0	0	53.36	PEAK	74	PASS
	2422	Ant1	2310.0	-54.95	2.0	0	42.31	AV	54	PASS
	2422	Ant1	2390.0	-44.75	2.0	0	52.50	PEAK	74	PASS
	2422	Ant1	2390.0	-54.67	2.0	0	42.59	AV	54	PASS
	2452	Ant1	2483.5	-44.48	2.0	0	52.78	PEAK	74	PASS
	2452	Ant1	2483.5	-54.50	2.0	0	42.76	AV	54	PASS
	2452	Ant1	2500.0	-44.08	2.0	0	53.17	PEAK	74	PASS
	2452	Ant1	2500.0	-54.33	2.0	0	42.92	AV	54	PASS

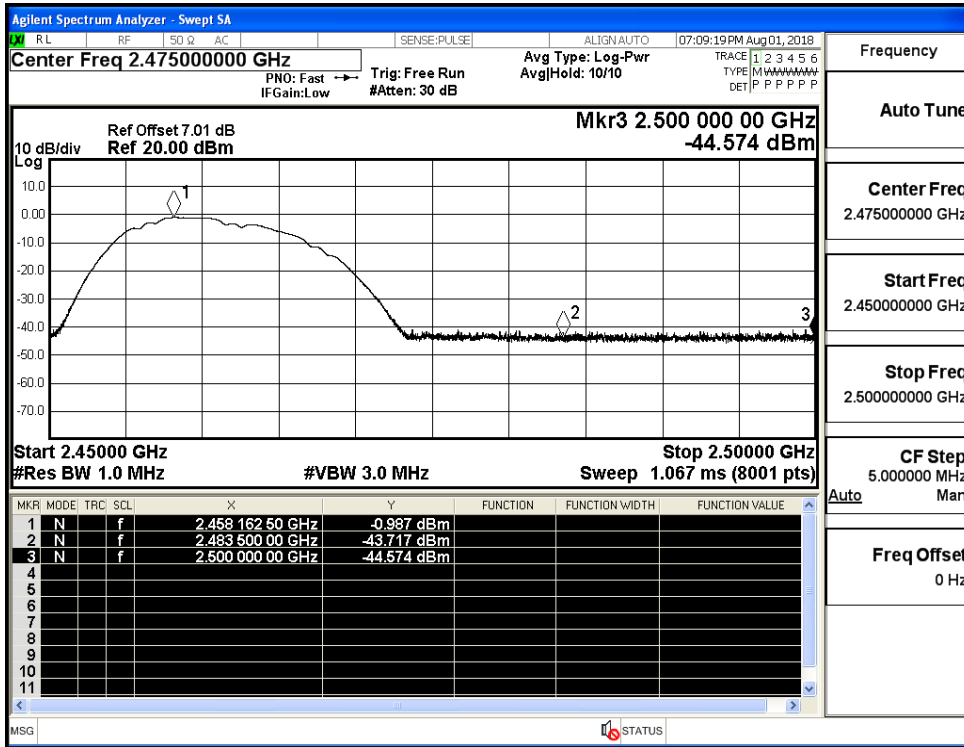
Restrict-band band-edge measurements_11B_2412_Ant1_PEAK



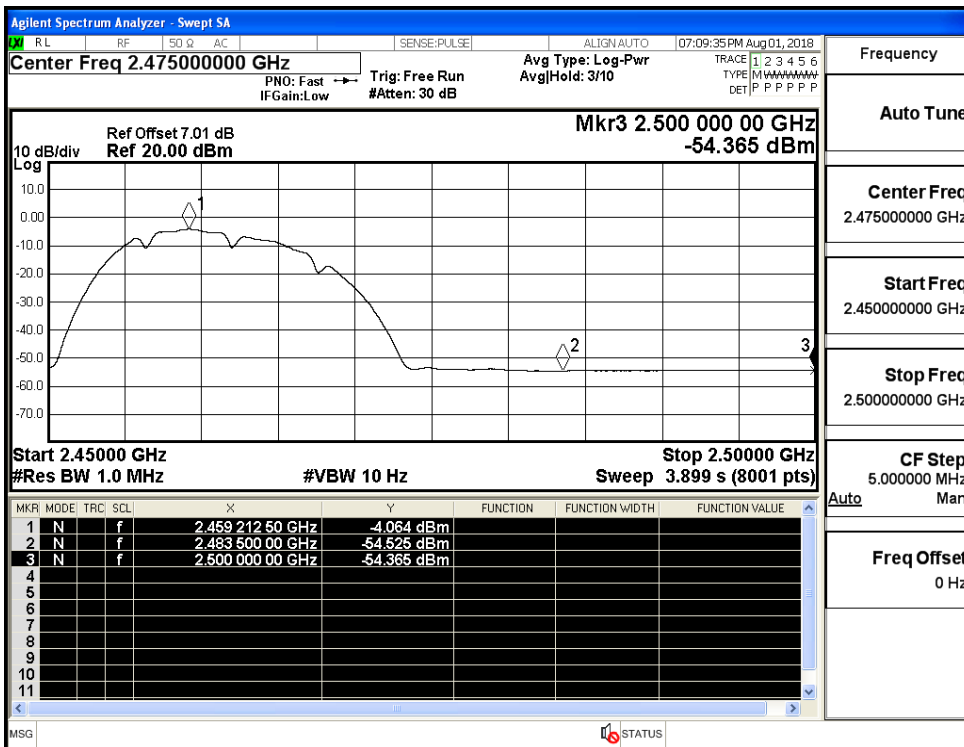
Restrict-band band-edge measurements_11B_2412_Ant1_AV



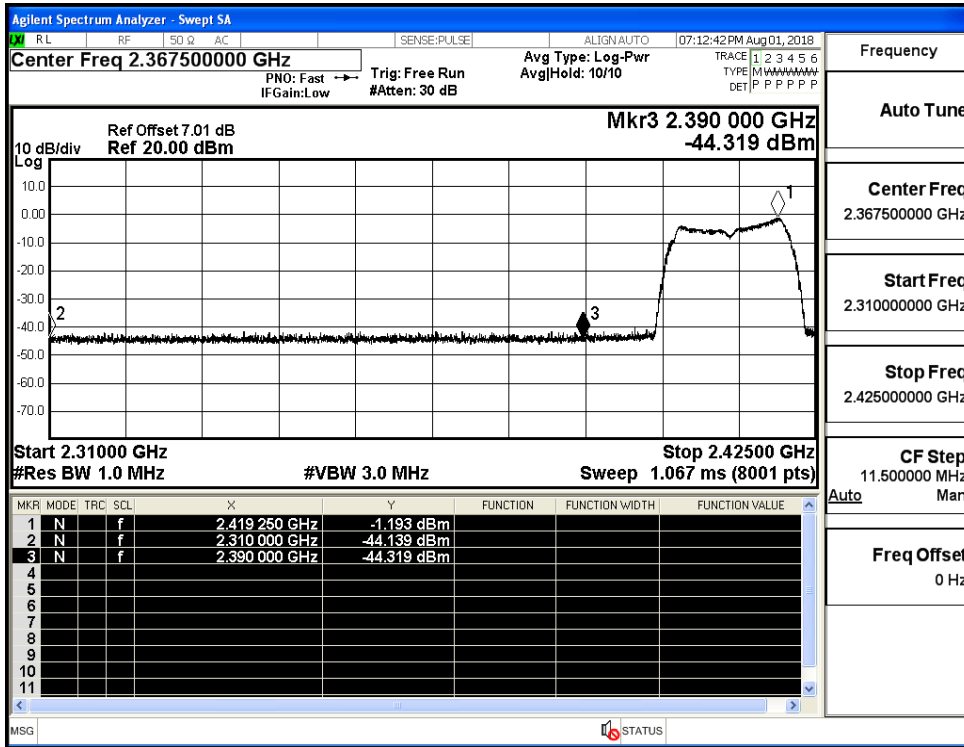
Restrict-band band-edge measurements_11B_2462_Ant1_PEAK



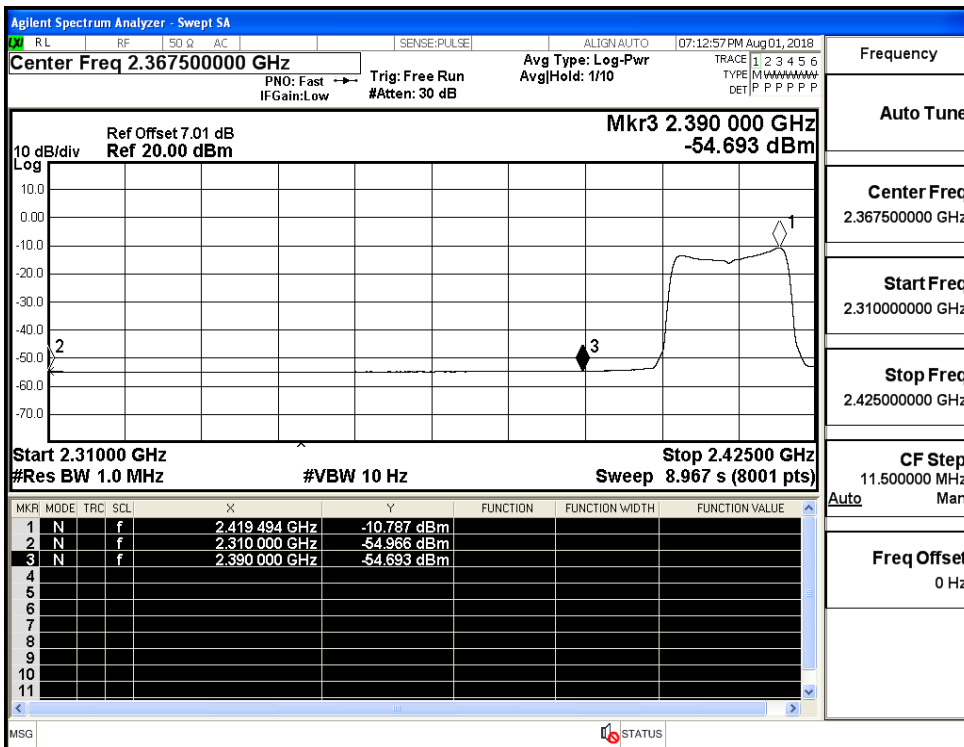
Restrict-band band-edge measurements_11B_2462_Ant1_AV



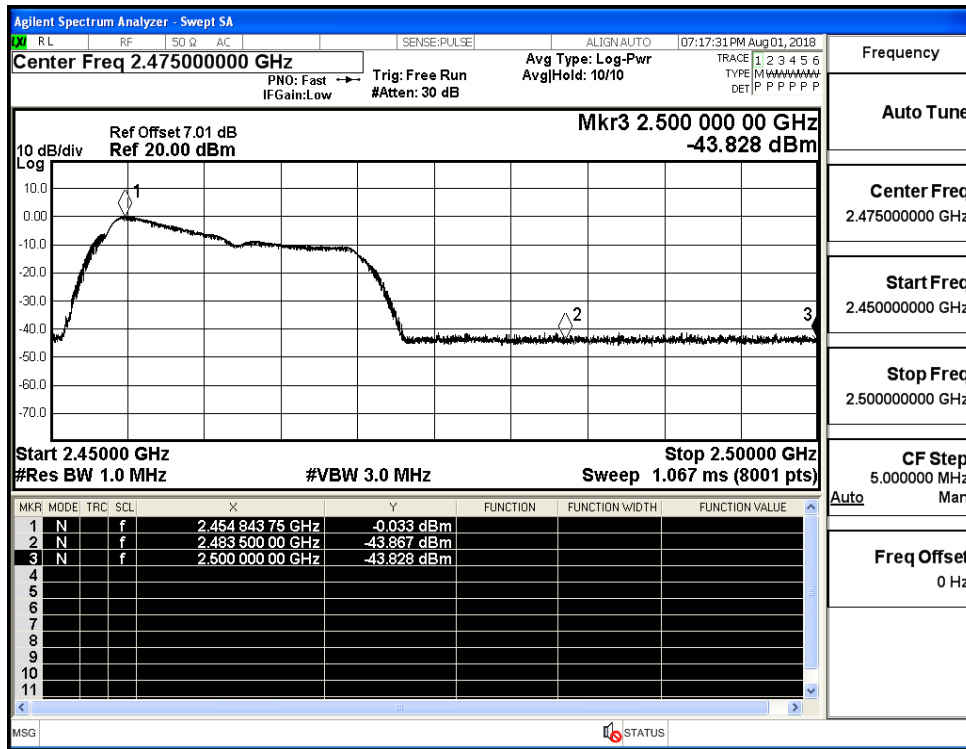
Restrict-band band-edge measurements_11G_2412_Ant1_PEAK



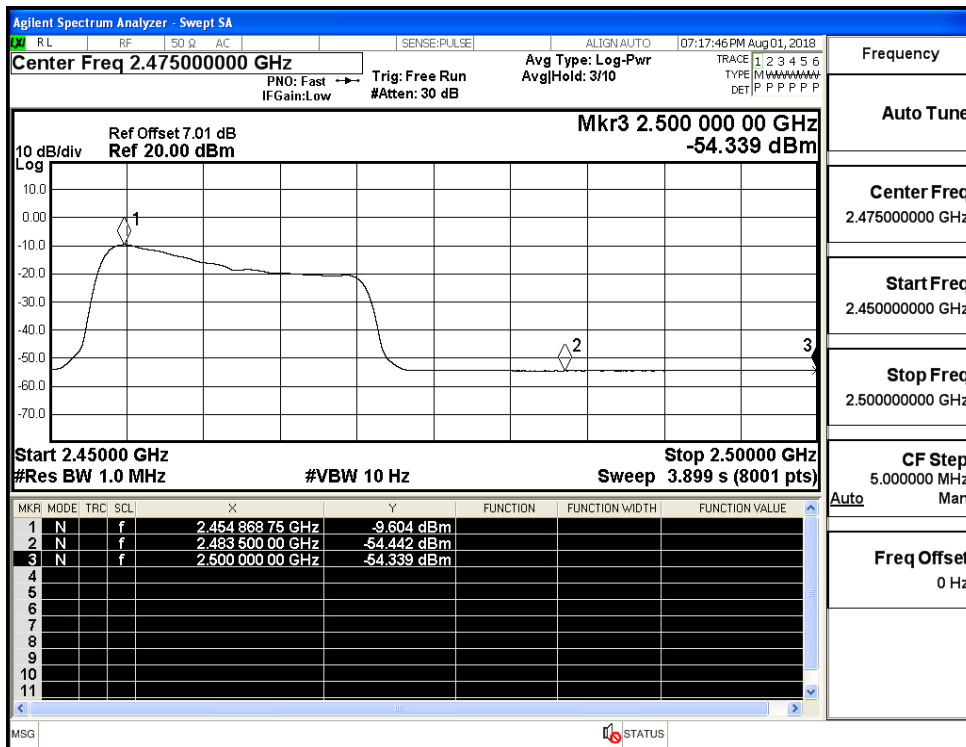
Restrict-band band-edge measurements_11G_2412_Ant1_AV



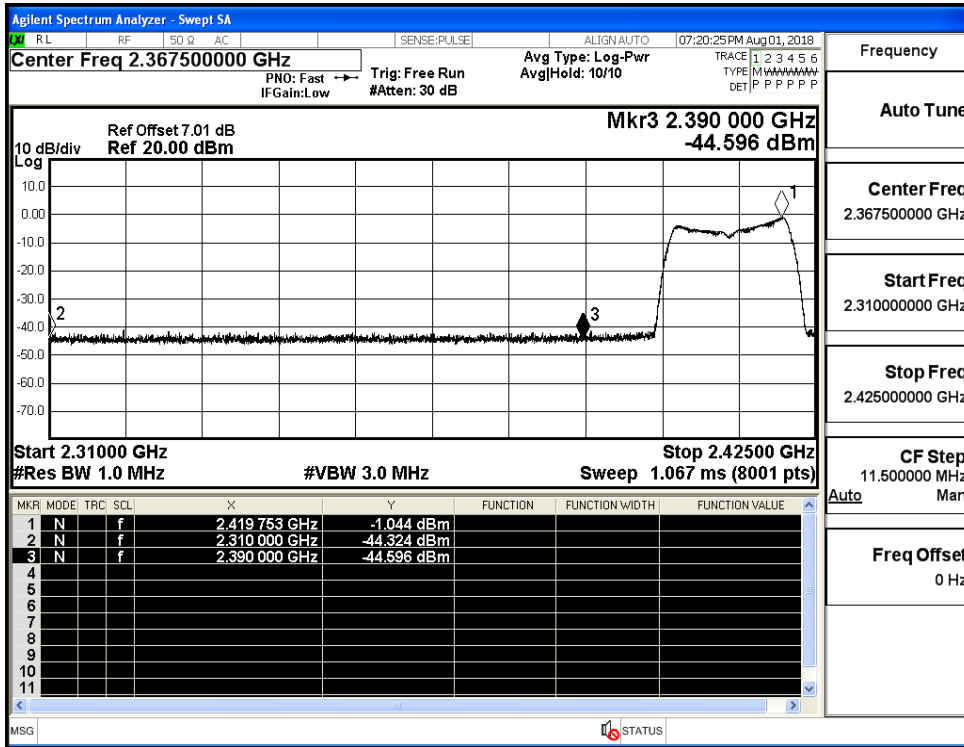
Restrict-band band-edge measurements_11G_2462_Ant1_PEAK



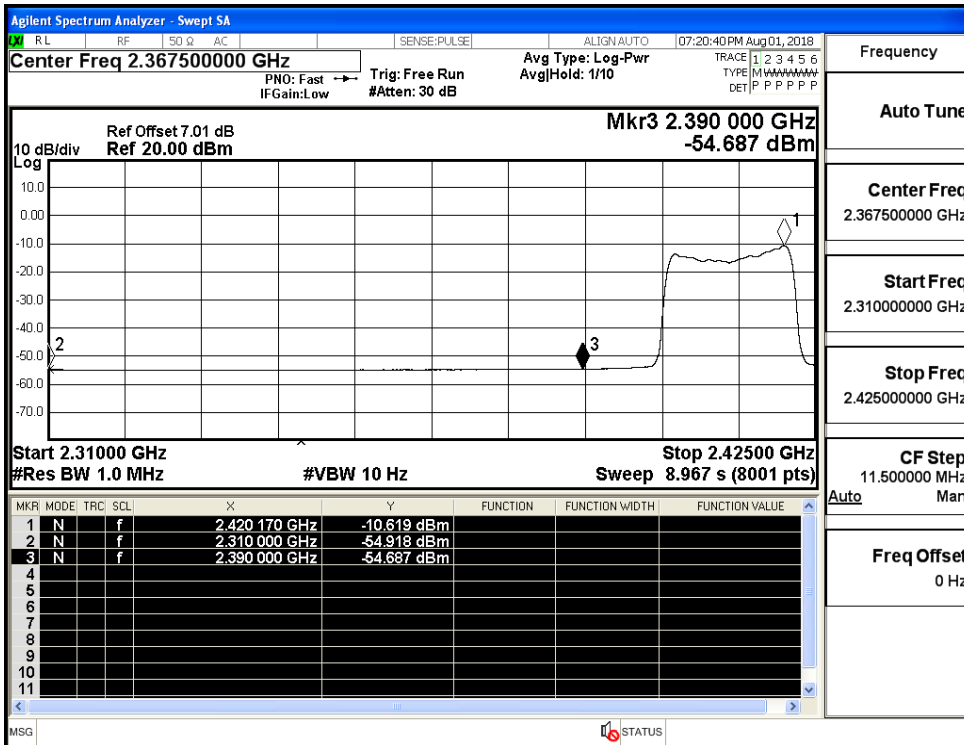
Restrict-band band-edge measurements_11G_2462_Ant1_AV



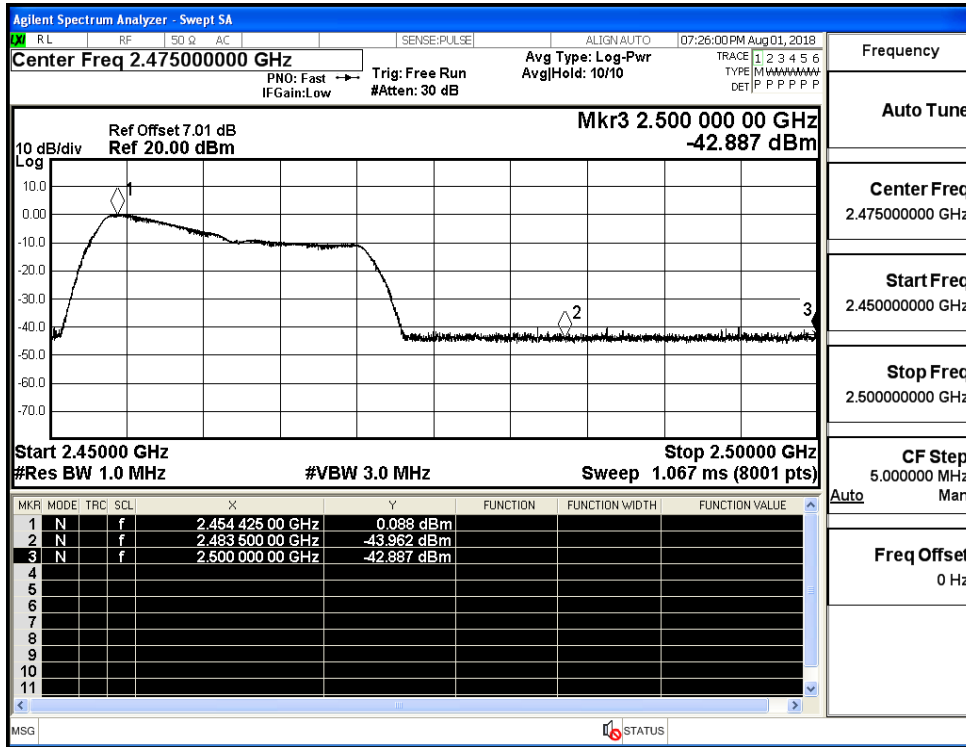
Restrict-band band-edge measurements_11N20SISO_2412_Ant1_PEAK



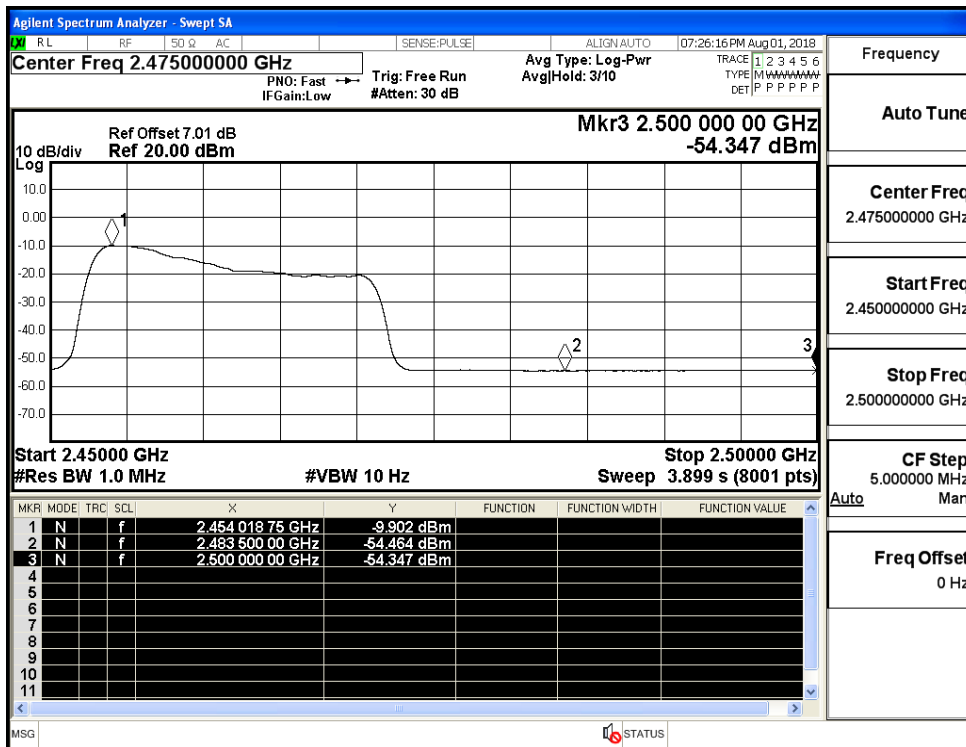
Restrict-band band-edge measurements_11N20SISO_2412_Ant1_AV



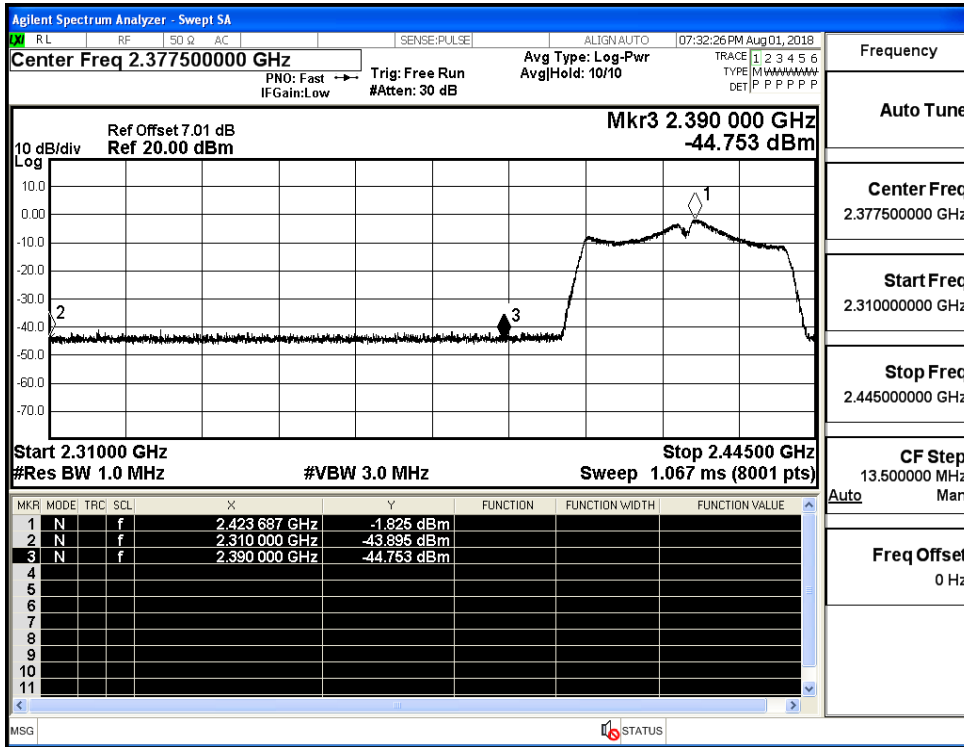
Restrict-band band-edge measurements_11N20SISO_2462_Ant1_PEAK



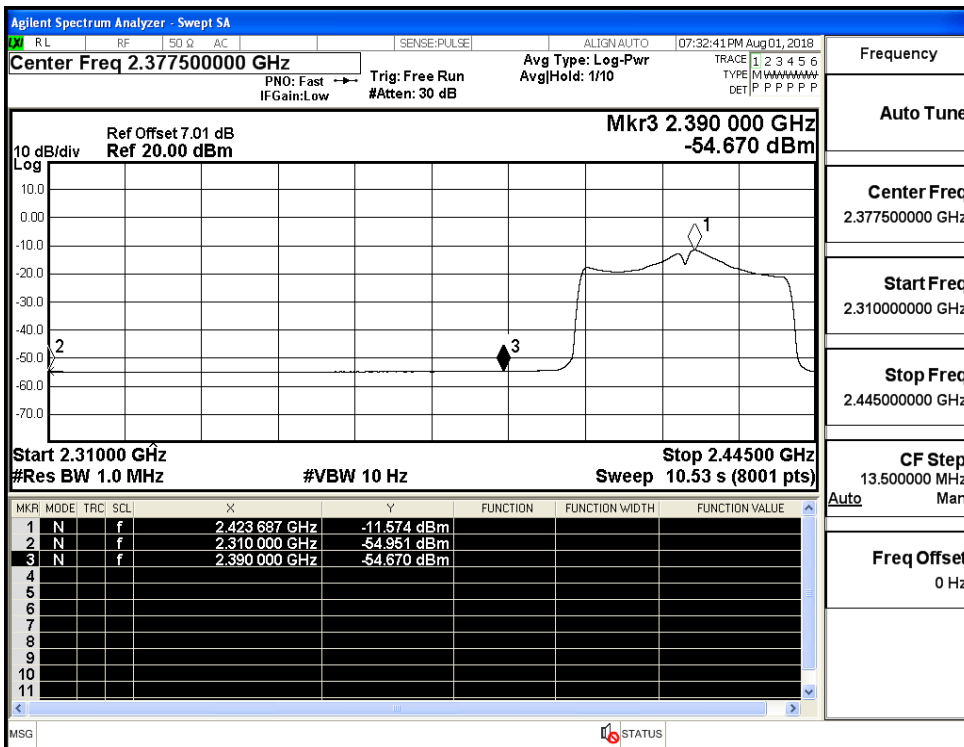
Restrict-band band-edge measurements_11N20SISO_2462_Ant1_AV



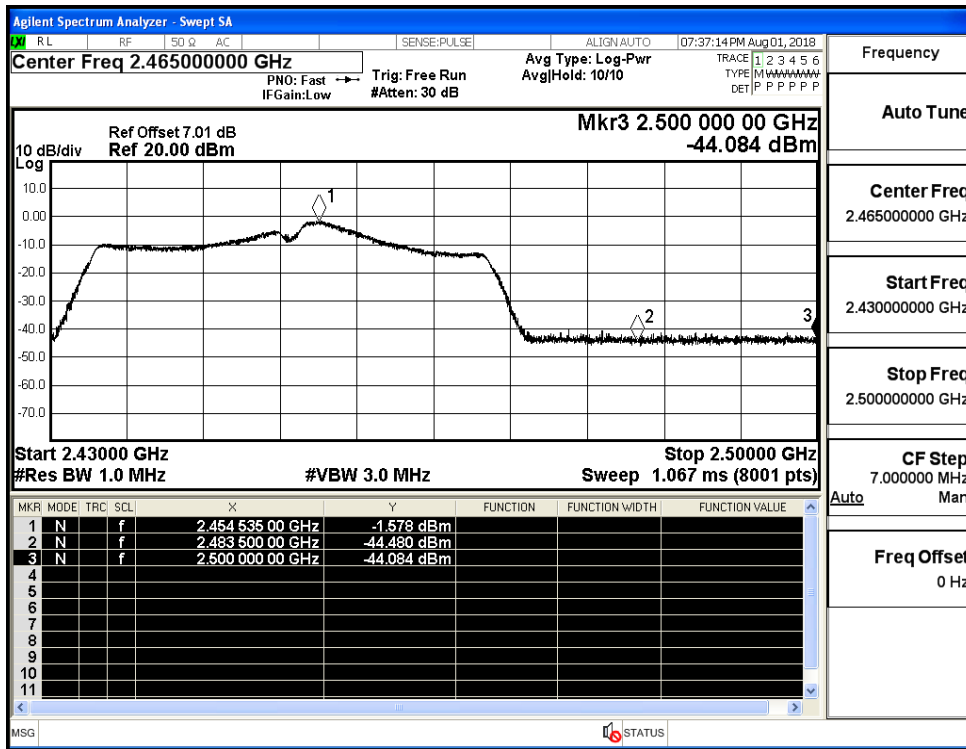
Restrict-band band-edge measurements_11N40SISO_2422_Ant1_PEAK



Restrict-band band-edge measurements_11N40SISO_2422_Ant1_AV



Restrict-band band-edge measurements_11N40SISO_2452_Ant1_PEAK



Restrict-band band-edge measurements_11N40SISO_2452_Ant1_AV

