

Appendix C

RF Test Data for 2.4G WIFI (Conducted Measurement)

Product Name: Tablet PC

Trade Mark: FUSION5

Test Model: FWIN232 Pro

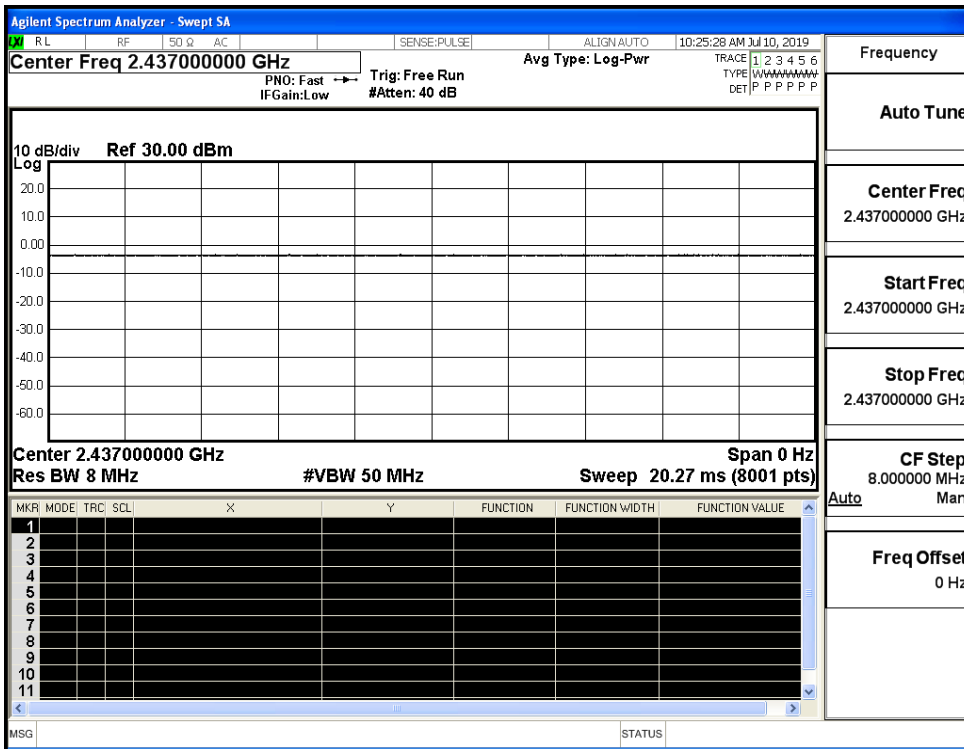
Environmental Conditions

Temperature:	24.1°C
Relative Humidity:	53.6%
ATM Pressure:	100.0 kPa
Test Engineer:	Li Huan
Supervised by:	Wang.Chuang

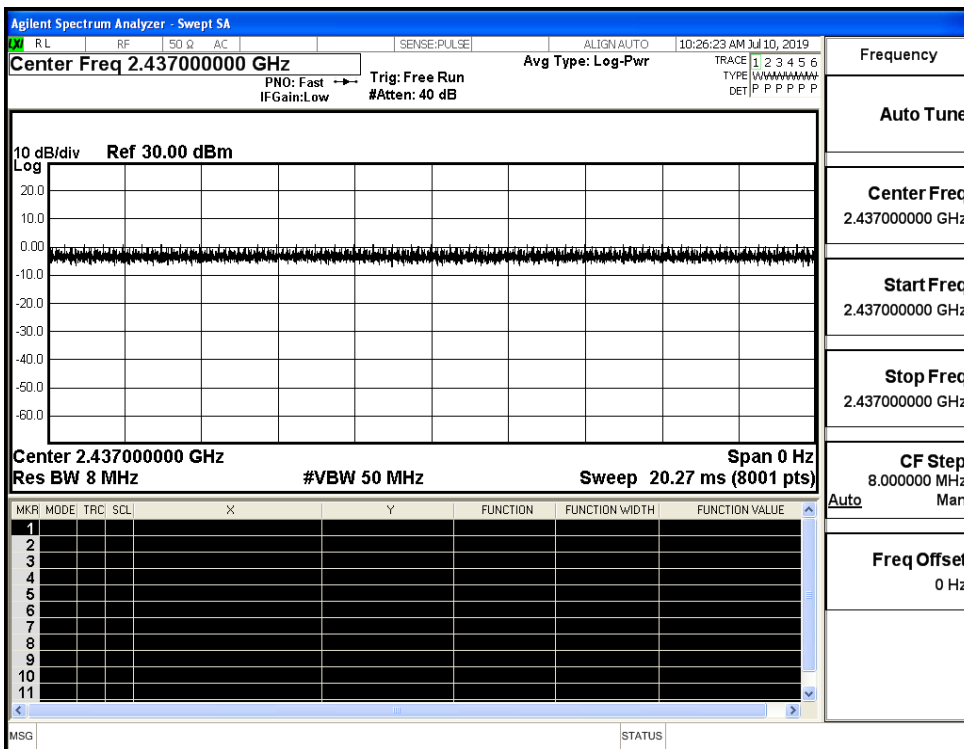
C.1 Duty Cycle

Test Mode	Test Channel	Ant	Duty Cycle[%]	Verdict
11B	2437	Ant1	100	PASS
11G	2437	Ant1	100	PASS
11N20SISO	2437	Ant1	100	PASS
11N40SISO	2437	Ant1	100	PASS

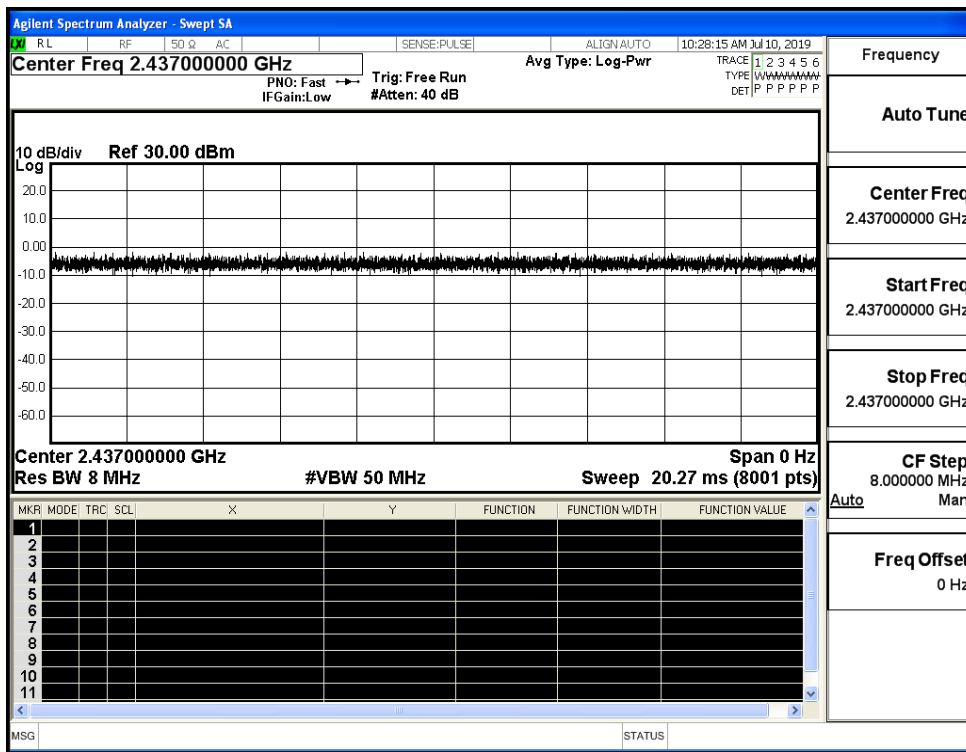
Duty Cycle_11B_2437_Ant1



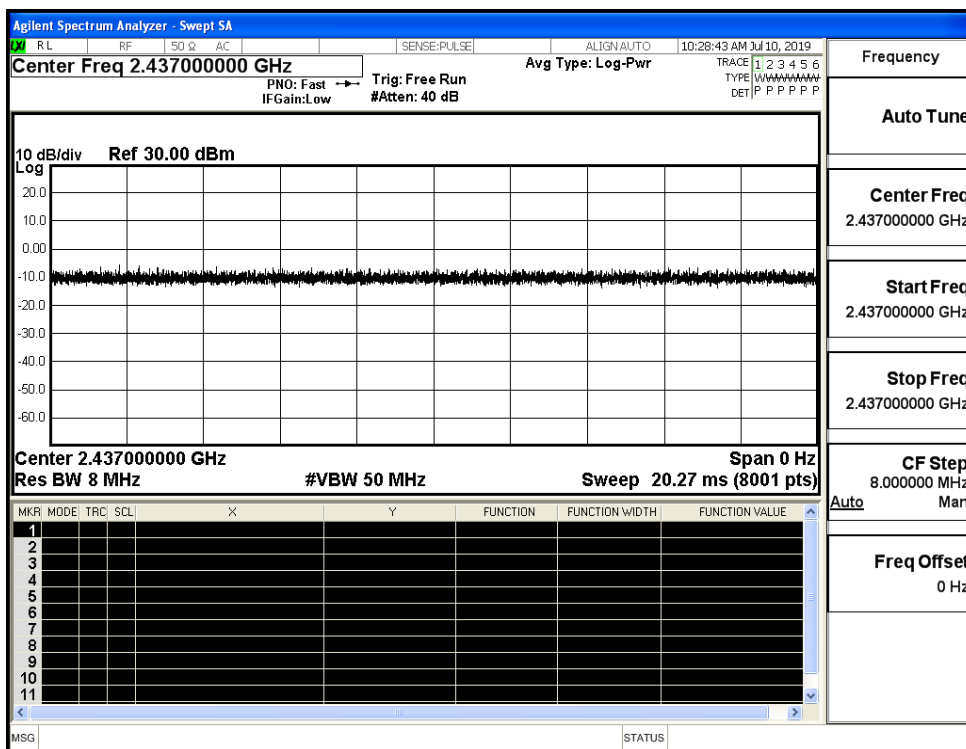
Duty Cycle_11G_2437_Ant1



Duty Cycle_11N20SISO_2437_Ant1



Duty Cycle_11N40SISO_2437_Ant1

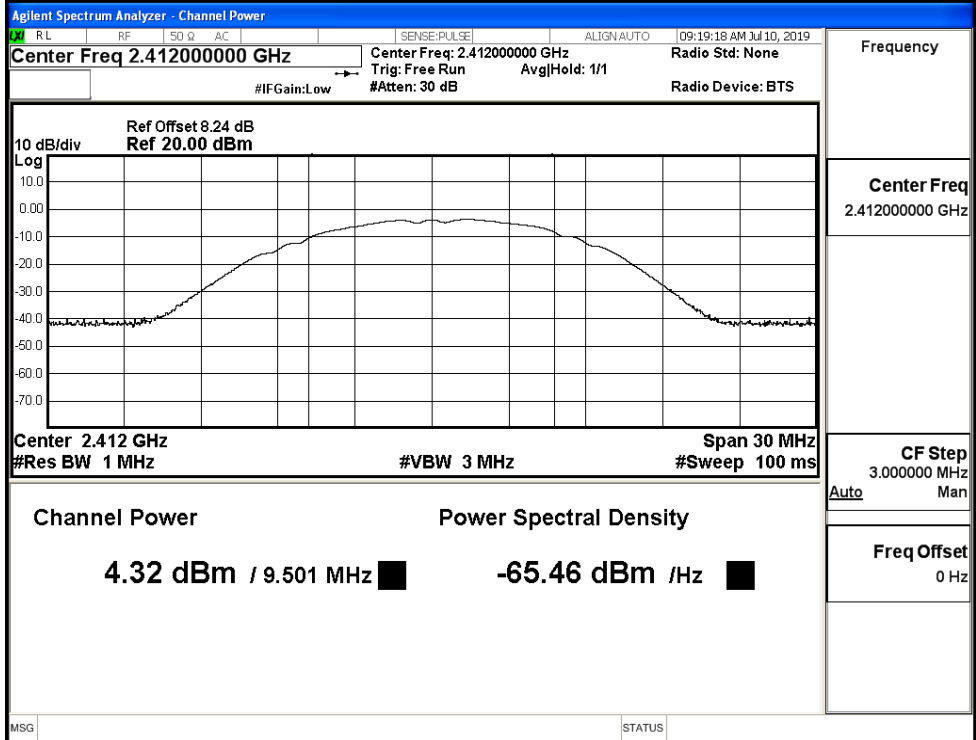


C.2 Maximum Conducted Output Power

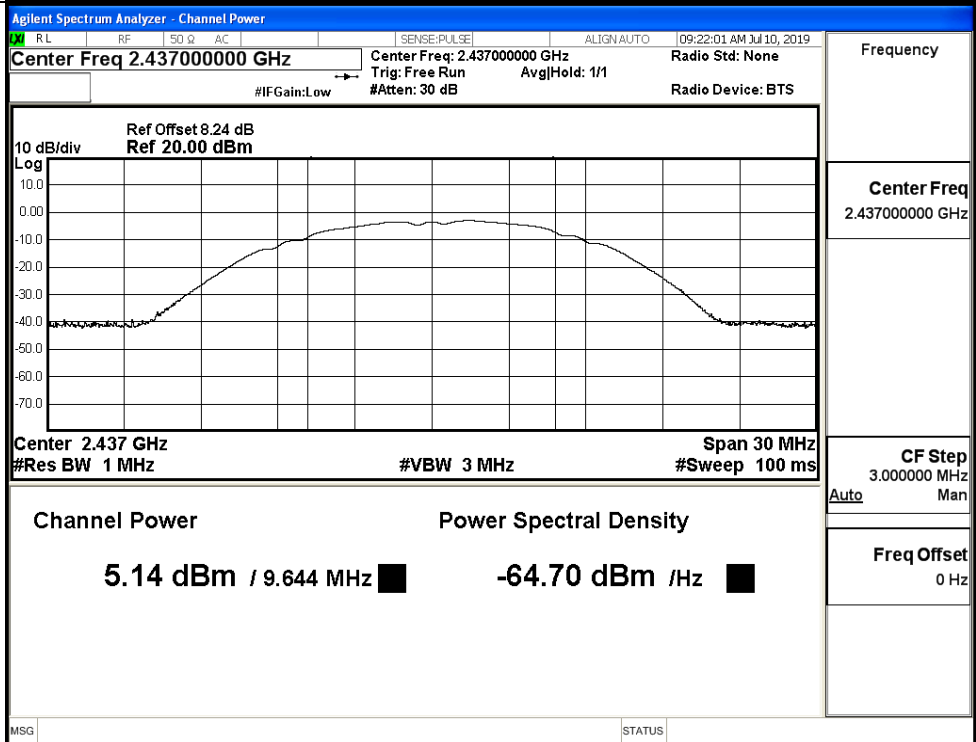
Mode	Channel	Meas.Level [dBm]	Limit [dBm]	Verdict
11B	LCH	4.32	30	PASS
	MCH	5.14	30	PASS
	HCH	4.77	30	PASS
11G	LCH	7.52	30	PASS
	MCH	7.67	30	PASS
	HCH	7.28	30	PASS
11N20SISO	LCH	7.91	30	PASS
	MCH	8.14	30	PASS
	HCH	6.91	30	PASS
11N40SISO	LCH	6.36	30	PASS
	MCH	6.49	30	PASS
	HCH	7.01	30	PASS

Test Graphs

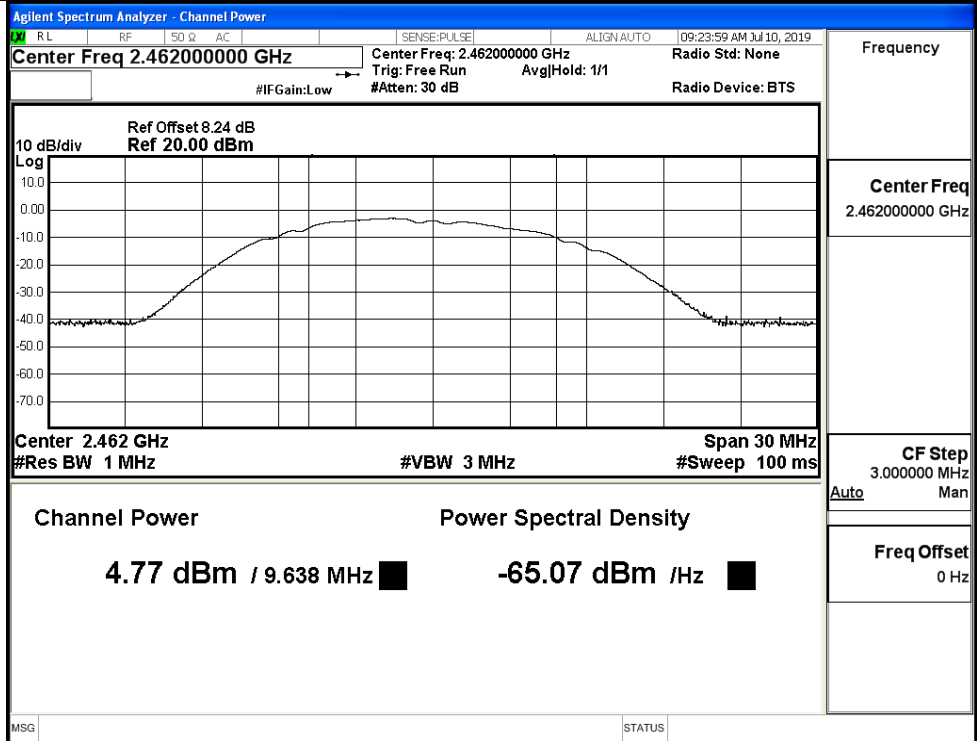
11B/LCH



11B/MCH

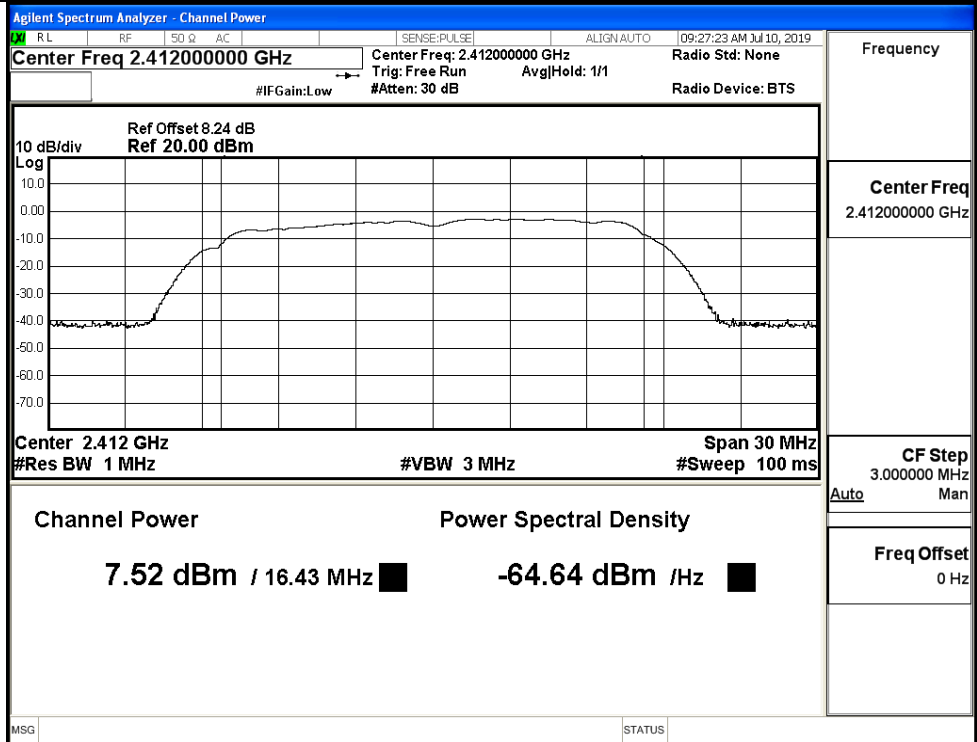


11B/HCH



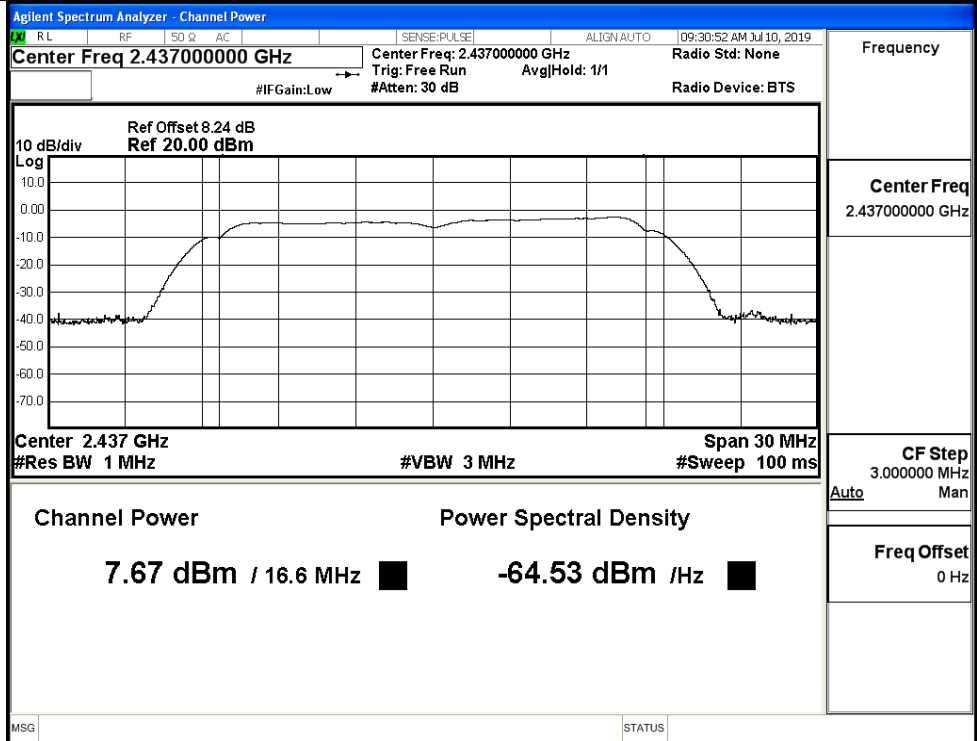
Frequency	2.46200000 GHz
Center Freq	2.46200000 GHz
CF Step	3.000000 MHz
Auto	Man
Freq Offset	0 Hz

11G/LCH



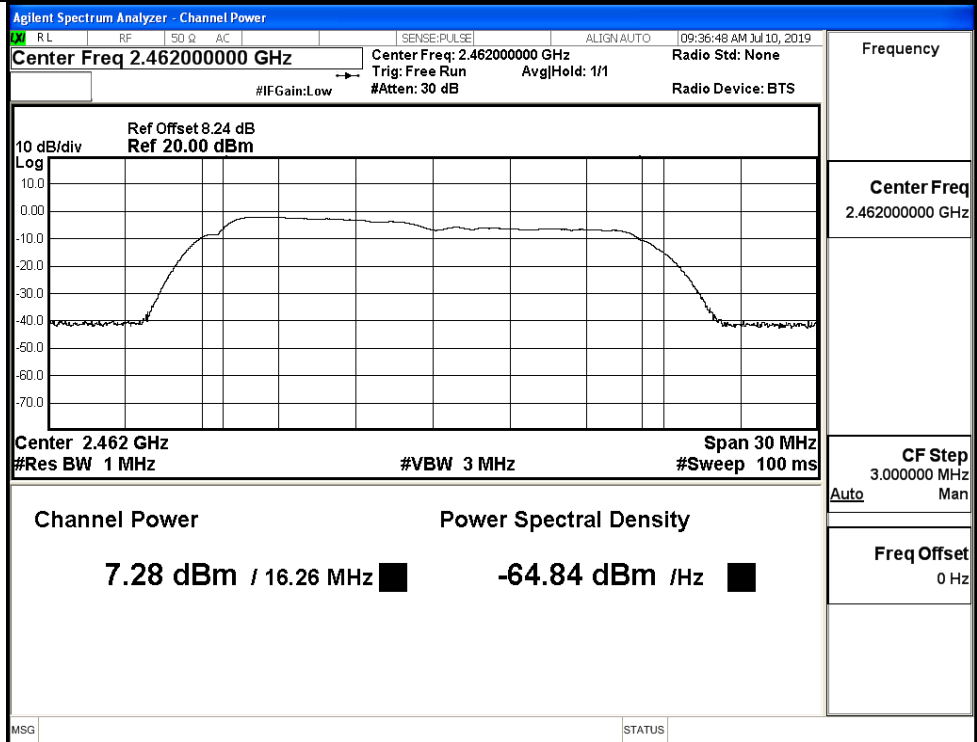
Frequency	2.41200000 GHz
Center Freq	2.41200000 GHz
CF Step	3.000000 MHz
Auto	Man
Freq Offset	0 Hz

11G/MCH



Frequency	2.43700000 GHz
Center Freq	2.43700000 GHz
CF Step	3.000000 MHz Auto Man
Freq Offset	0 Hz

11G/HCH



Frequency	2.46200000 GHz
Center Freq	2.46200000 GHz
CF Step	3.000000 MHz Auto Man
Freq Offset	0 Hz

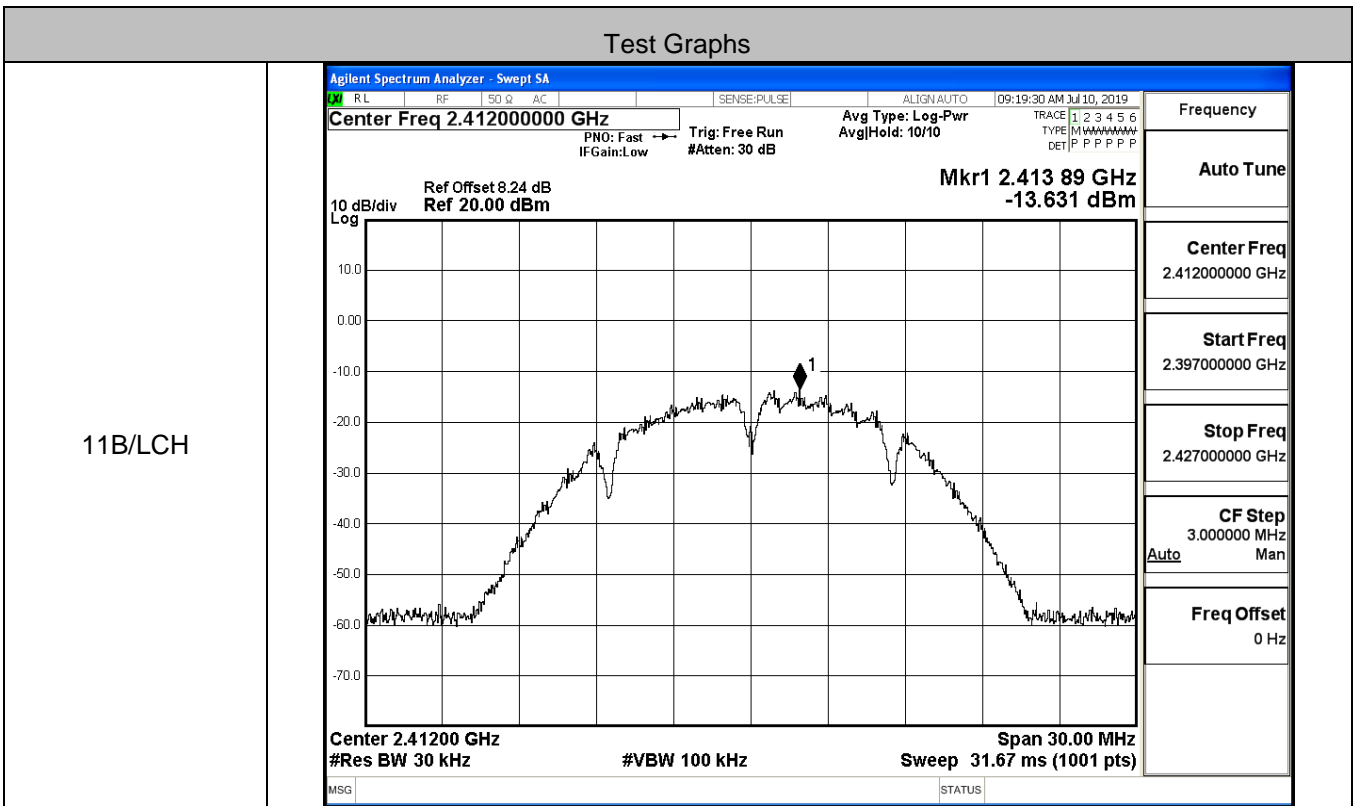
<p>11N20SISO/LCH</p>	<p>Agilent Spectrum Analyzer - Channel Power</p> <p>Center Freq 2.41200000 GHz</p> <p>Channel Power: 7.91 dBm / 17.53 MHz</p> <p>Power Spectral Density: -64.53 dBm /Hz</p> <p>Center 2.412 GHz, Res BW 1 MHz, Span 30 MHz, Sweep 100 ms</p>	<p>Frequency</p> <p>Center Freq 2.41200000 GHz</p> <p>CF Step 3.000000 MHz</p> <p>Freq Offset 0 Hz</p>
<p>11N20SISO/MCH</p>	<p>Agilent Spectrum Analyzer - Channel Power</p> <p>Center Freq 2.43700000 GHz</p> <p>Channel Power: 8.14 dBm / 17.76 MHz</p> <p>Power Spectral Density: -64.35 dBm /Hz</p> <p>Center 2.437 GHz, Res BW 1 MHz, Span 30 MHz, Sweep 100 ms</p>	<p>Frequency</p> <p>Center Freq 2.43700000 GHz</p> <p>CF Step 3.000000 MHz</p> <p>Freq Offset 0 Hz</p>

<p>11N20SISO/HCH</p>	<p>Agilent Spectrum Analyzer - Channel Power</p> <p>Center Freq 2.46200000 GHz Center Freq: 2.46200000 GHz Radio Std: None Trig: Free Run AvgHold: 1/1 #IFGain: Low #Atten: 30 dB Radio Device: BTS</p> <p>10 dB/div Ref Offset 8.24 dB Ref 20.00 dBm</p> <p>Center 2.462 GHz Span 30 MHz #Res BW 1 MHz #VBW 3 MHz #Sweep 100 ms</p> <p>Channel Power Power Spectral Density 6.91 dBm / 17.35 MHz -65.48 dBm /Hz</p>	<p>Frequency</p> <p>Center Freq 2.46200000 GHz</p> <p>CF Step 3.000000 MHz Auto Man</p> <p>Freq Offset 0 Hz</p>
<p>11N40SISO/LCH</p>	<p>Agilent Spectrum Analyzer - Channel Power</p> <p>Center Freq 2.42200000 GHz Center Freq: 2.42200000 GHz Radio Std: None Trig: Free Run AvgHold: 1/1 #IFGain: Low #Atten: 30 dB Radio Device: BTS</p> <p>10 dB/div Ref Offset 8.24 dB Ref 20.00 dBm</p> <p>Center 2.422 GHz Span 60 MHz #Res BW 1 MHz #VBW 3 MHz #Sweep 100 ms</p> <p>Channel Power Power Spectral Density 6.36 dBm / 36.09 MHz -69.21 dBm /Hz</p>	<p>Frequency</p> <p>Center Freq 2.42200000 GHz</p> <p>CF Step 6.000000 MHz Auto Man</p> <p>Freq Offset 0 Hz</p>

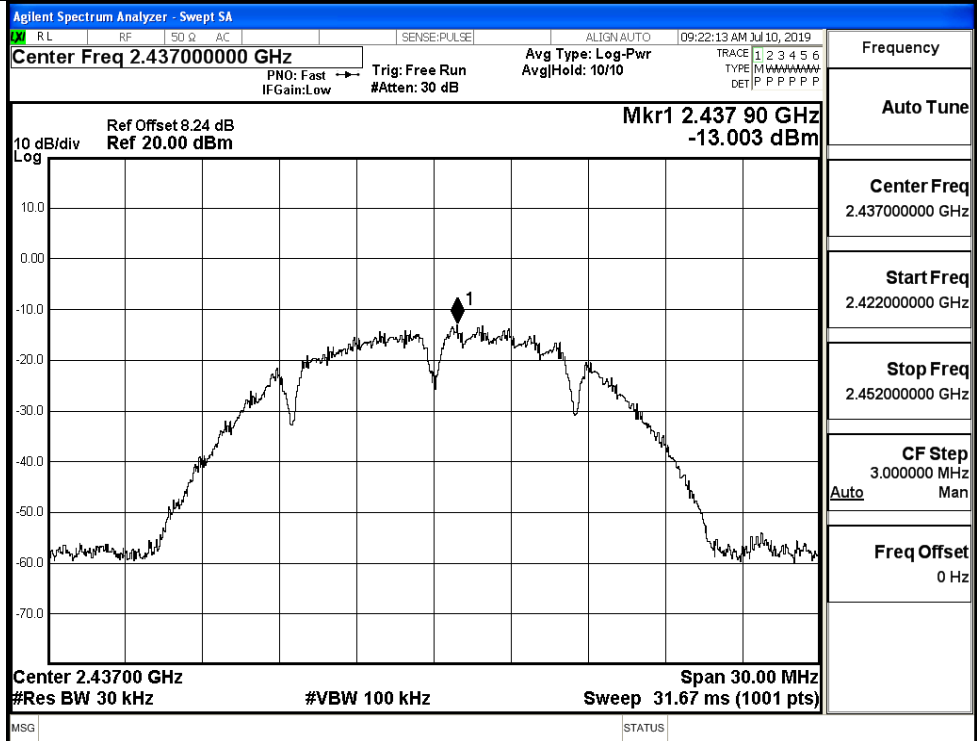
<p>11N40SISO/MCH</p>	<p>Agilent Spectrum Analyzer - Channel Power</p> <p>Center Freq 2.437000000 GHz Center Freq: 2.437000000 GHz Radio Std: None Trig: Free Run Avg Hold: 1/1 #IFGain:Low #Atten: 30 dB Radio Device: BTS</p> <p>10 dB/div Ref Offset 8.24 dB Log Ref 20.00 dBm</p> <p>Center 2.437 GHz Span 60 MHz #Res BW 1 MHz #VBW 3 MHz #Sweep 100 ms</p> <p>Channel Power Power Spectral Density</p> <p>6.49 dBm / 36.54 MHz -69.14 dBm /Hz</p> <p>MSG STATUS</p>	<p>Frequency</p> <p>Center Freq 2.437000000 GHz</p> <p>CF Step 6.000000 MHz Auto Man</p> <p>Freq Offset 0 Hz</p>
<p>11N40SISO/HCH</p>	<p>Agilent Spectrum Analyzer - Channel Power</p> <p>Center Freq 2.452000000 GHz Center Freq: 2.452000000 GHz Radio Std: None Trig: Free Run Avg Hold: 1/1 #IFGain:Low #Atten: 30 dB Radio Device: BTS</p> <p>10 dB/div Ref Offset 8.24 dB Log Ref 20.00 dBm</p> <p>Center 2.452 GHz Span 60 MHz #Res BW 1 MHz #VBW 3 MHz #Sweep 100 ms</p> <p>Channel Power Power Spectral Density</p> <p>7.01 dBm / 32.8 MHz -68.15 dBm /Hz</p> <p>MSG STATUS</p>	<p>Frequency</p> <p>Center Freq 2.452000000 GHz</p> <p>CF Step 6.000000 MHz Auto Man</p> <p>Freq Offset 0 Hz</p>

C.3 Maximum Power Spectral Density

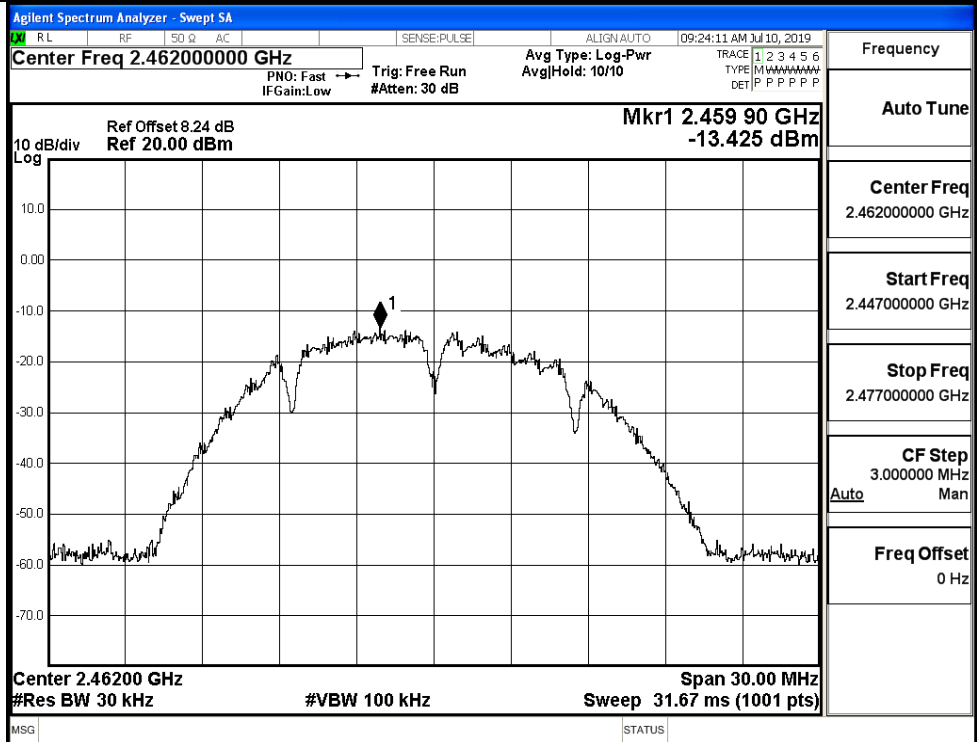
Mode	Channel	Meas.Level [dBm/30KHz]	Limit [dBm/3KHz]	Verdict
11B	LCH	-13.631	8	PASS
	MCH	-13.003	8	PASS
	HCH	-13.425	8	PASS
11G	LCH	-16.552	8	PASS
	MCH	-15.847	8	PASS
	HCH	-15.595	8	PASS
11N20SISO	LCH	-16.177	8	PASS
	MCH	-15.931	8	PASS
	HCH	-16.235	8	PASS
11N40SISO	LCH	-20.464	8	PASS
	MCH	-19.839	8	PASS
	HCH	-18.873	8	PASS



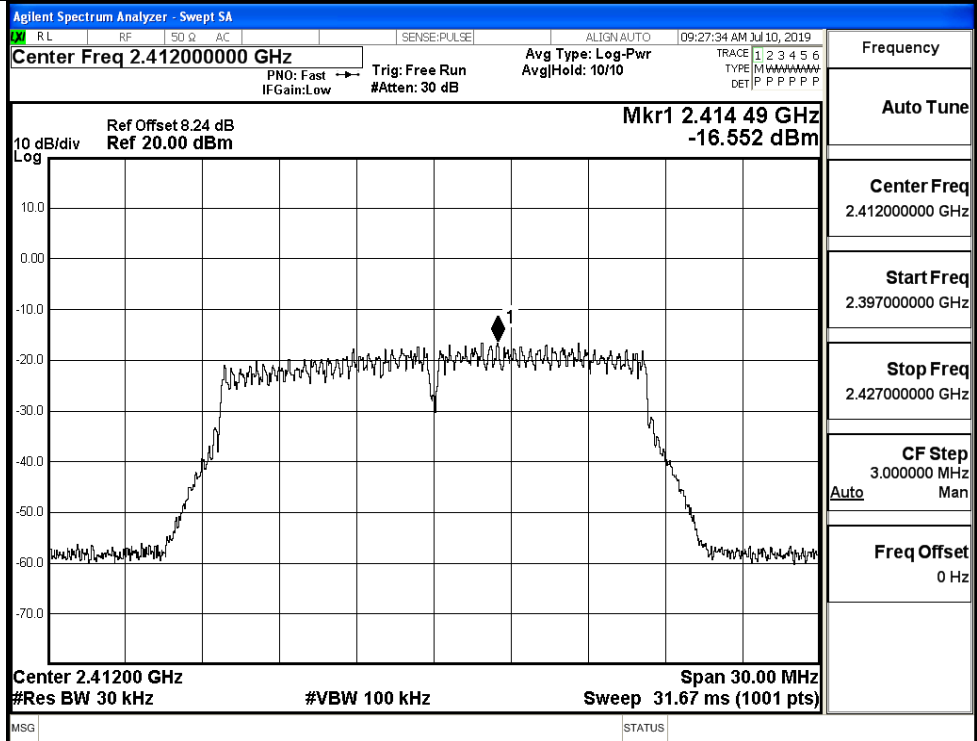
11B/MCH



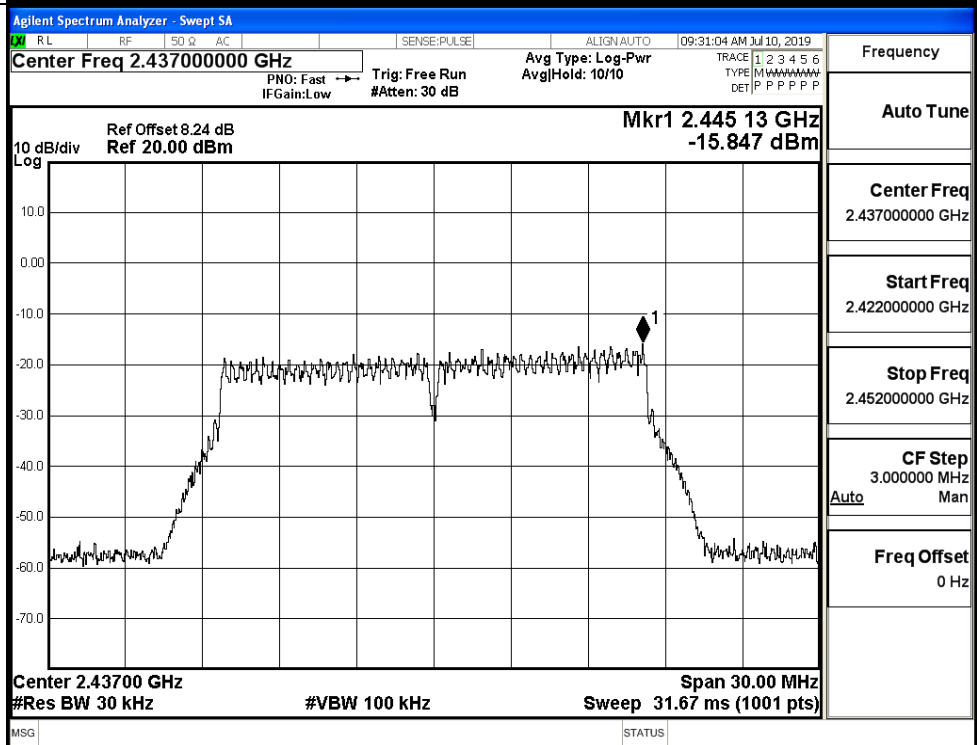
11B/HCH



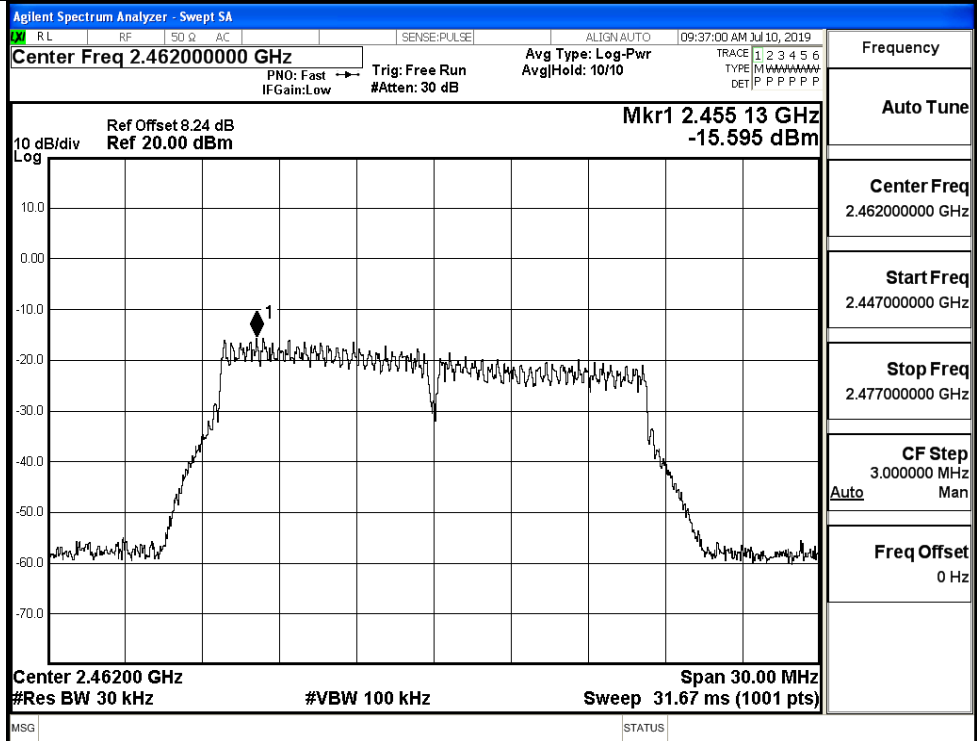
11G/LCH



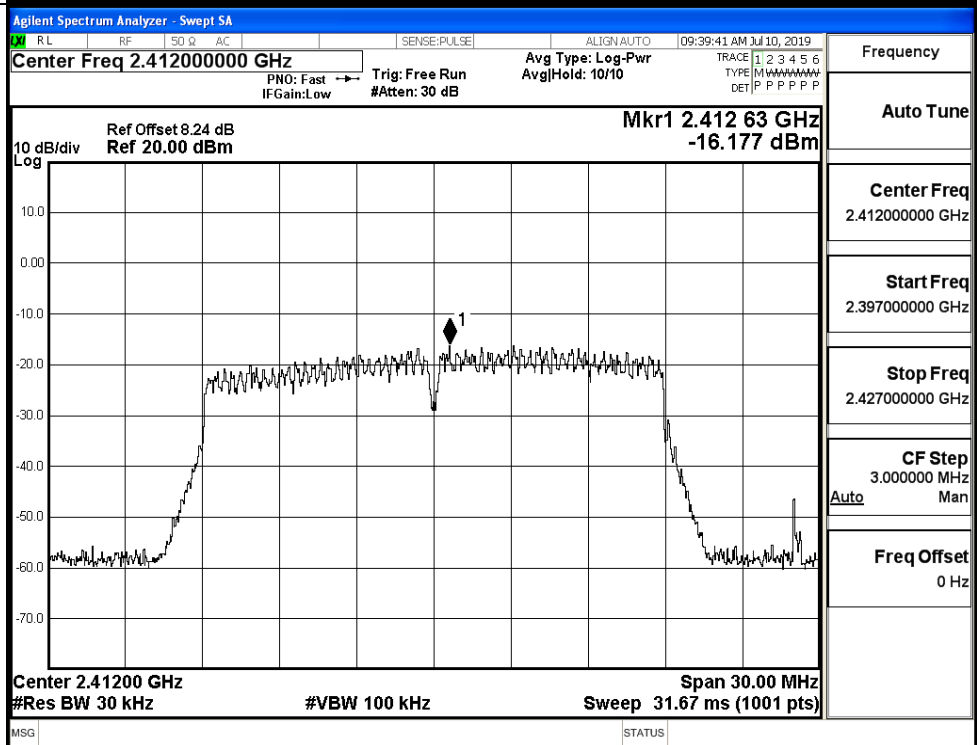
11G/MCH

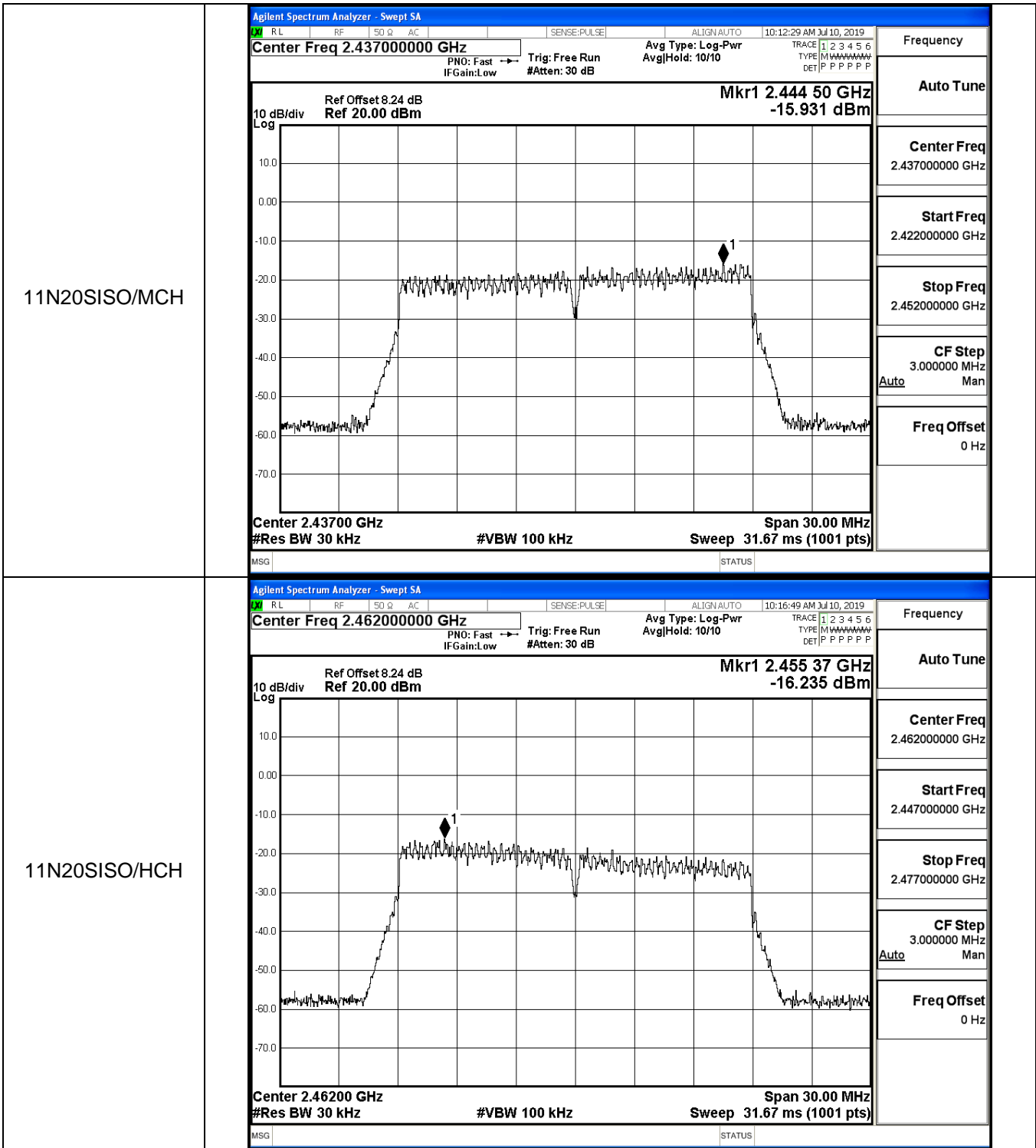


11G/HCH

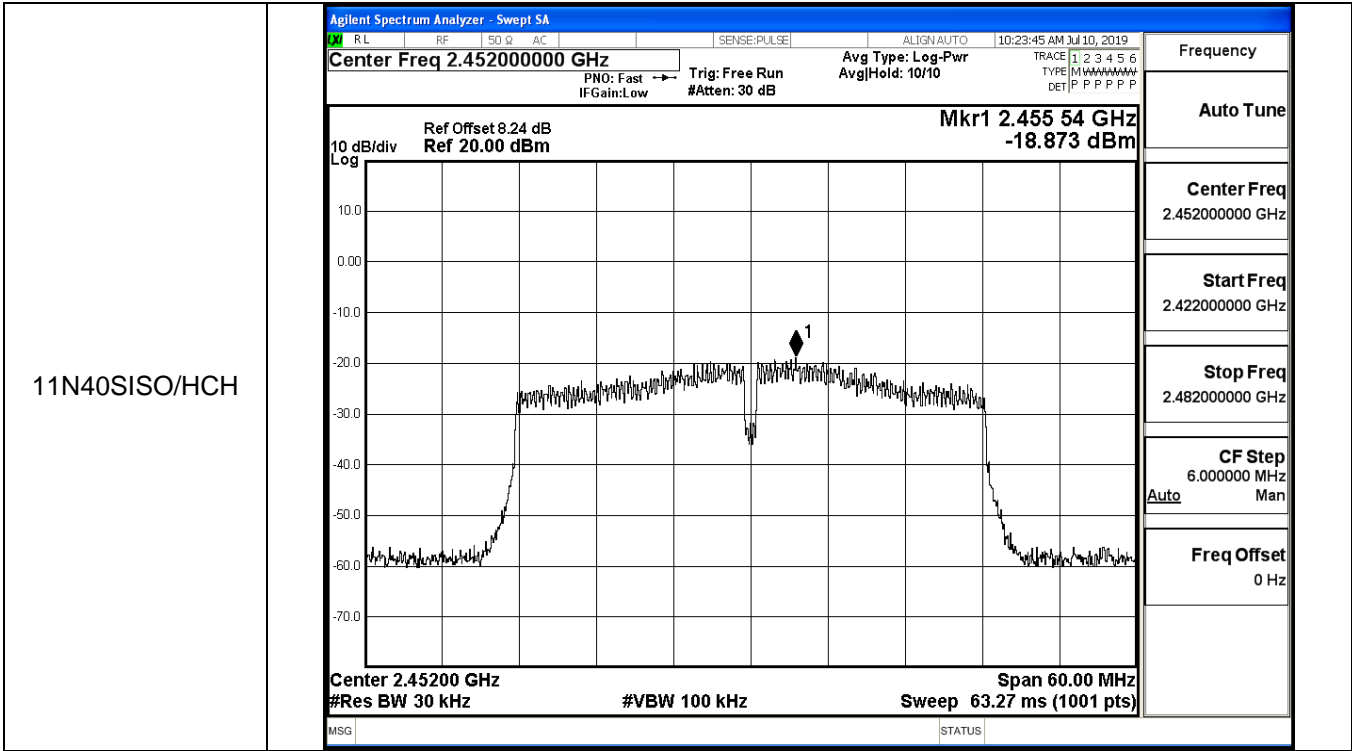


11N20SISO/LCH



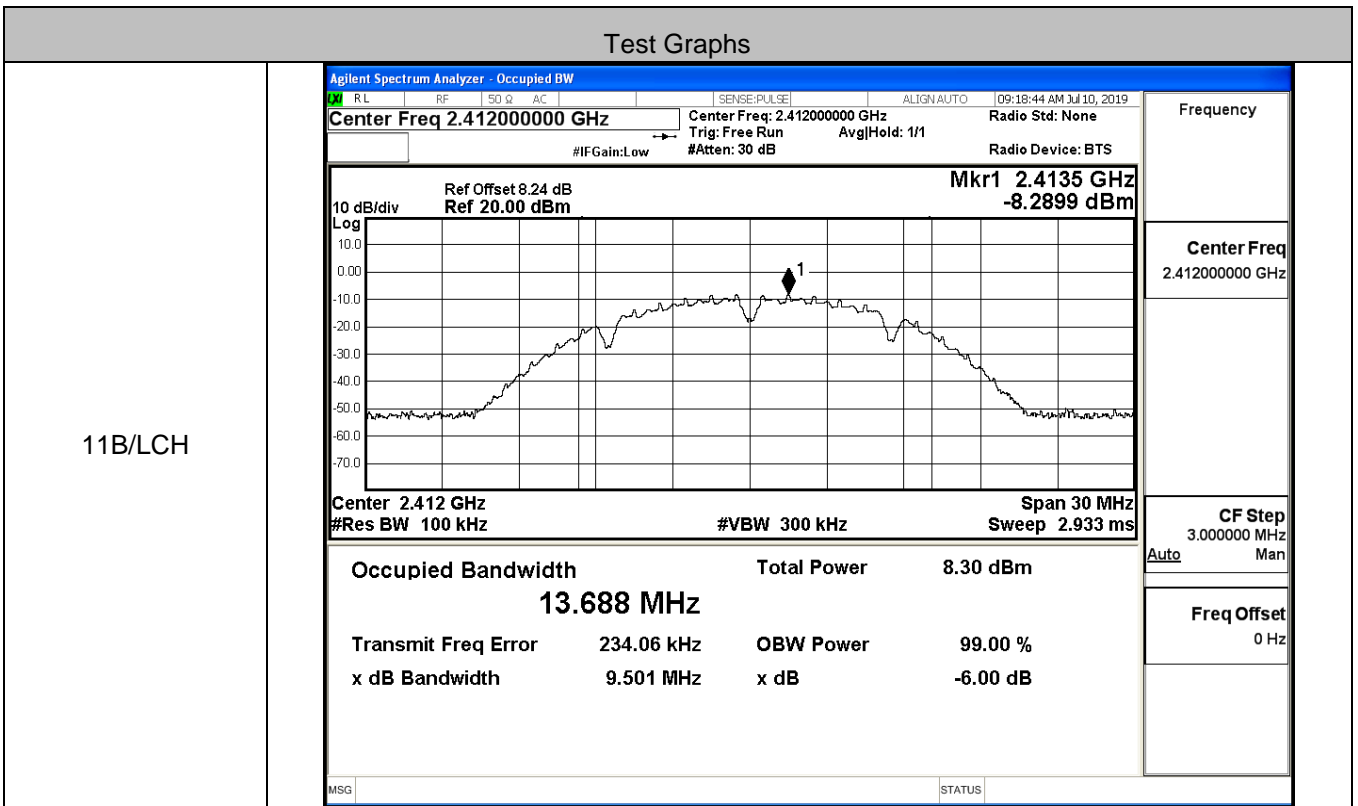


<p>11N40SISO/LCH</p>	<p>Agilent Spectrum Analyzer - Swept SA Center Freq 2.42200000 GHz PNO: Fast IFGain:Low Trig: Free Run #Atten: 30 dB Avg Type: Log-Pwr AvgHold: 10/10 10 dB/div Ref Offset 8.24 dB Ref 20.00 dBm Mkr1 2.41762 GHz -20.464 dBm Center 2.42200 GHz #Res BW 30 kHz #VBW 100 kHz Span 60.00 MHz Sweep 63.27 ms (1001 pts)</p>	<p>Frequency</p> <p>Auto Tune</p> <p>Center Freq 2.42200000 GHz</p> <p>Start Freq 2.39200000 GHz</p> <p>Stop Freq 2.45200000 GHz</p> <p>CF Step 6.000000 MHz Auto Man</p> <p>Freq Offset 0 Hz</p>
<p>11N40SISO/MCH</p>	<p>Agilent Spectrum Analyzer - Swept SA Center Freq 2.43700000 GHz PNO: Fast IFGain:Low Trig: Free Run #Atten: 30 dB Avg Type: Log-Pwr AvgHold: 10/10 10 dB/div Ref Offset 8.24 dB Ref 20.00 dBm Mkr1 2.45038 GHz -19.839 dBm Center 2.43700 GHz #Res BW 30 kHz #VBW 100 kHz Span 60.00 MHz Sweep 63.27 ms (1001 pts)</p>	<p>Frequency</p> <p>Auto Tune</p> <p>Center Freq 2.43700000 GHz</p> <p>Start Freq 2.40700000 GHz</p> <p>Stop Freq 2.46700000 GHz</p> <p>CF Step 6.000000 MHz Auto Man</p> <p>Freq Offset 0 Hz</p>

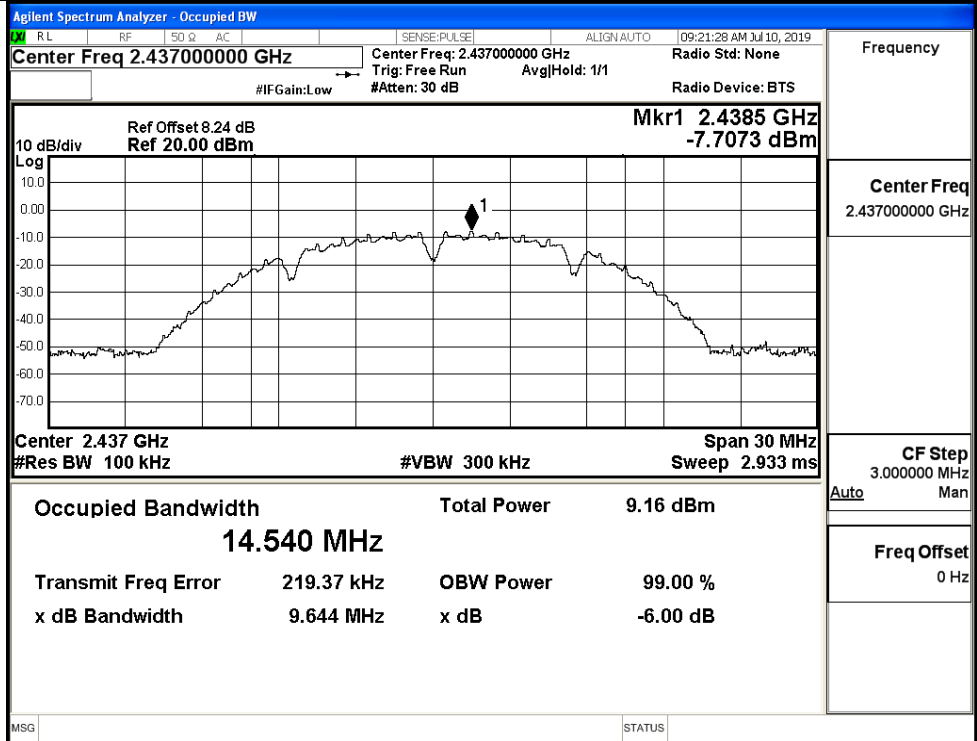


C.4 6dB Bandwidth

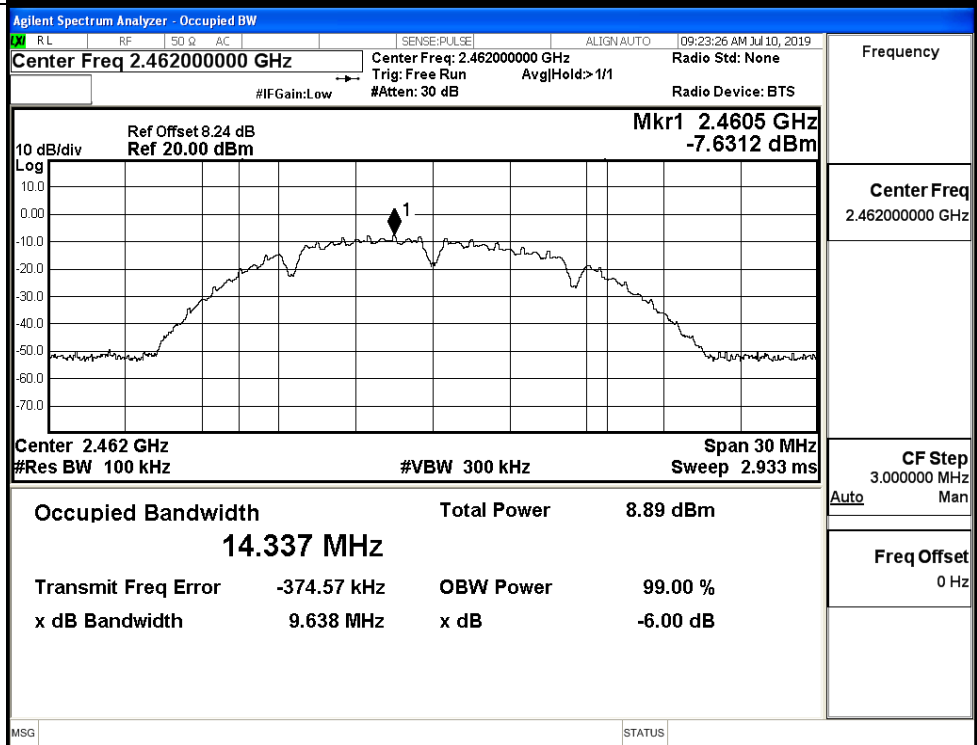
Mode	Channel	6dB Bandwidth [MHz]	Limit [MHz]	Verdict
11B	LCH	9.501	≥0.5	PASS
	MCH	9.644	≥0.5	PASS
	HCH	9.638	≥0.5	PASS
11G	LCH	16.43	≥0.5	PASS
	MCH	16.60	≥0.5	PASS
	HCH	16.26	≥0.5	PASS
11N20SISO	LCH	17.53	≥0.5	PASS
	MCH	17.76	≥0.5	PASS
	HCH	17.35	≥0.5	PASS
11N40SISO	LCH	36.09	≥0.5	PASS
	MCH	36.54	≥0.5	PASS
	HCH	32.80	≥0.5	PASS



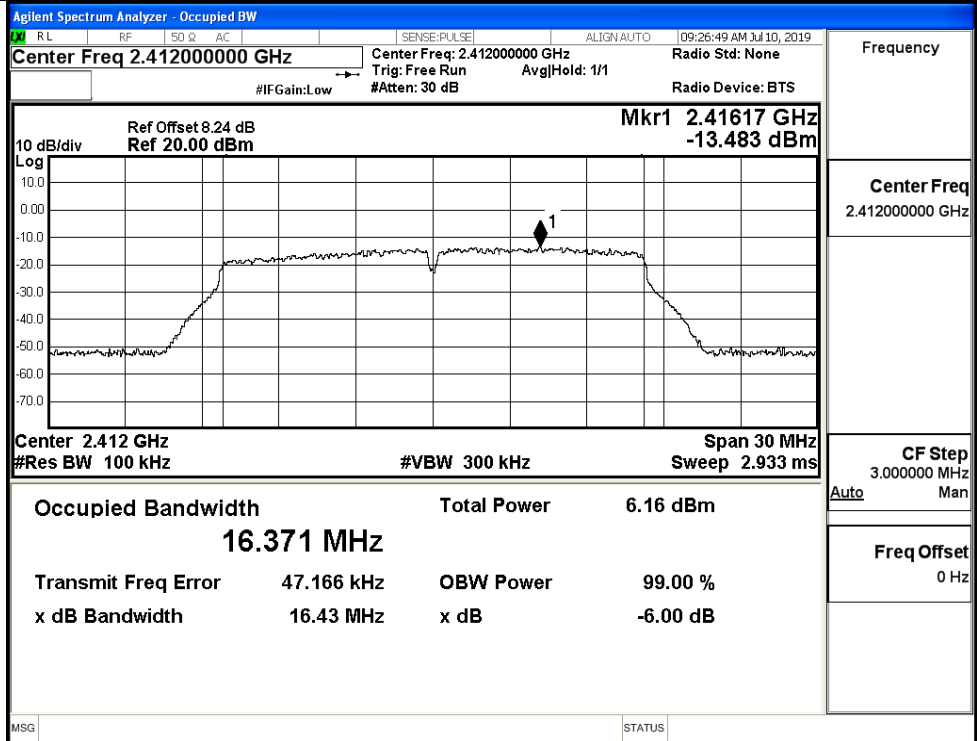
11B/MCH



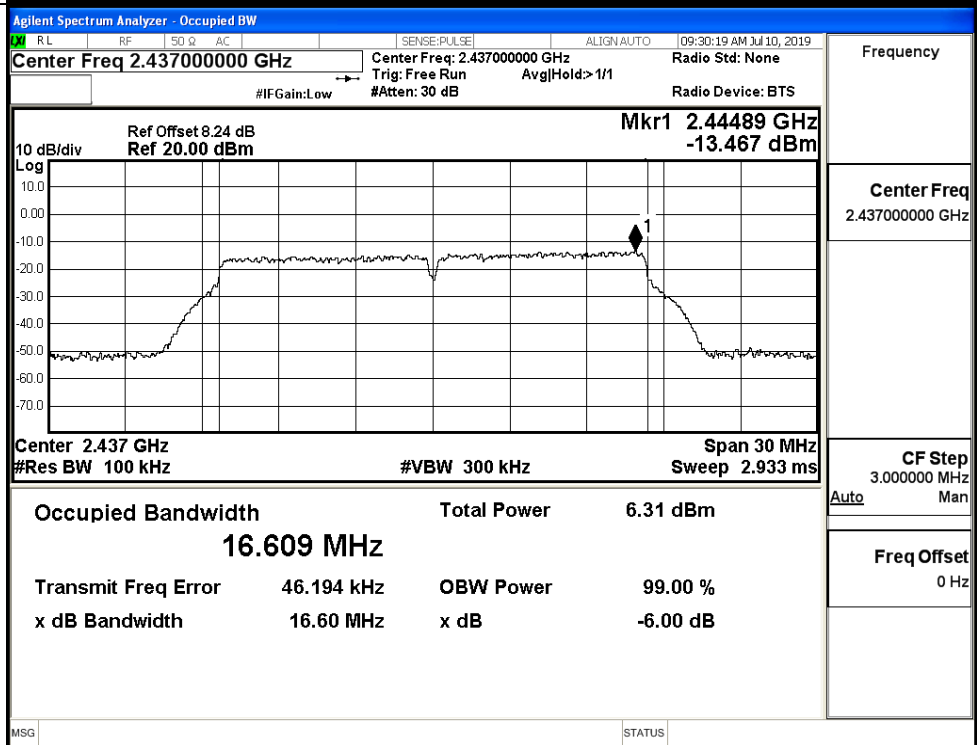
11B/HCH



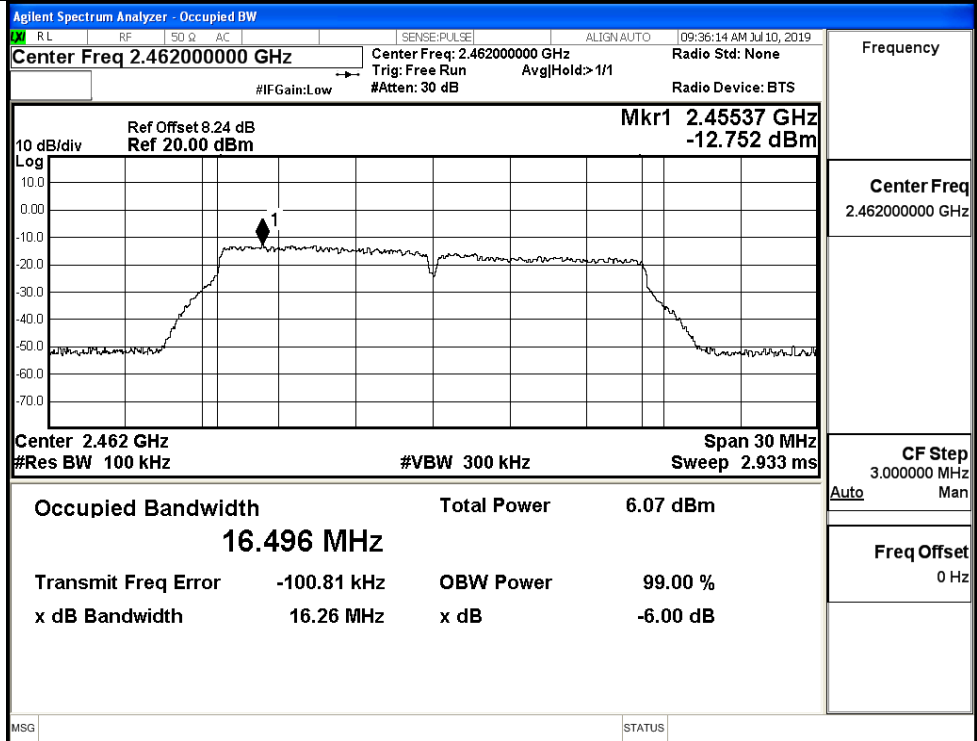
11G/LCH



11G/MCH

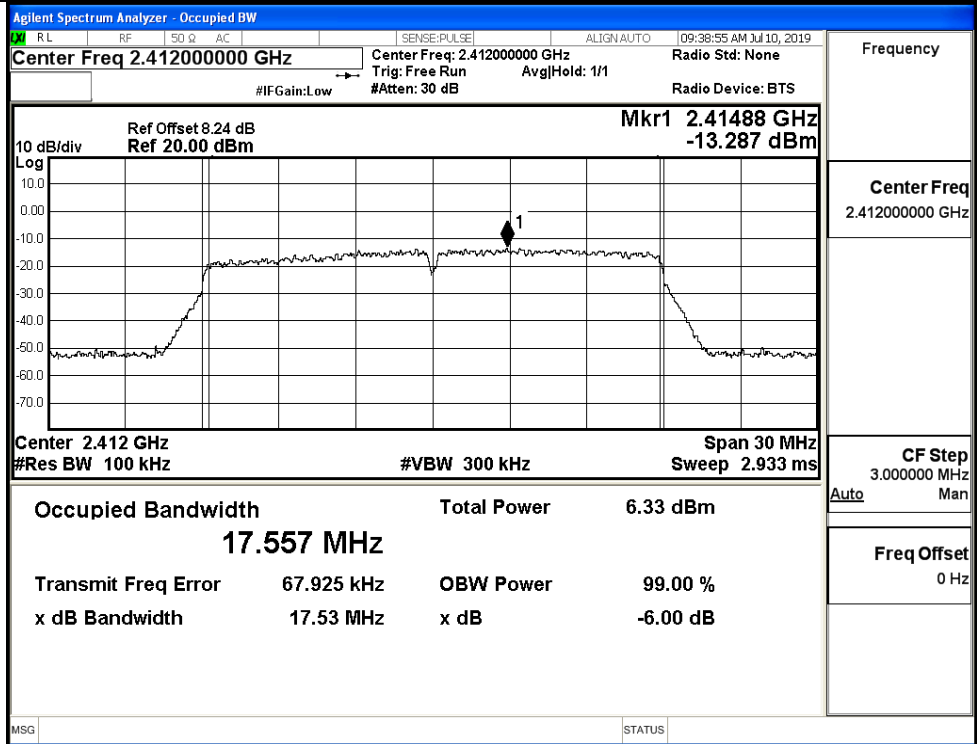


11G/HCH



Frequency	2.46200000 GHz
Center Freq	2.46200000 GHz
CF Step	3.000000 MHz
Auto	Man
Freq Offset	0 Hz

11N20SISO/LCH

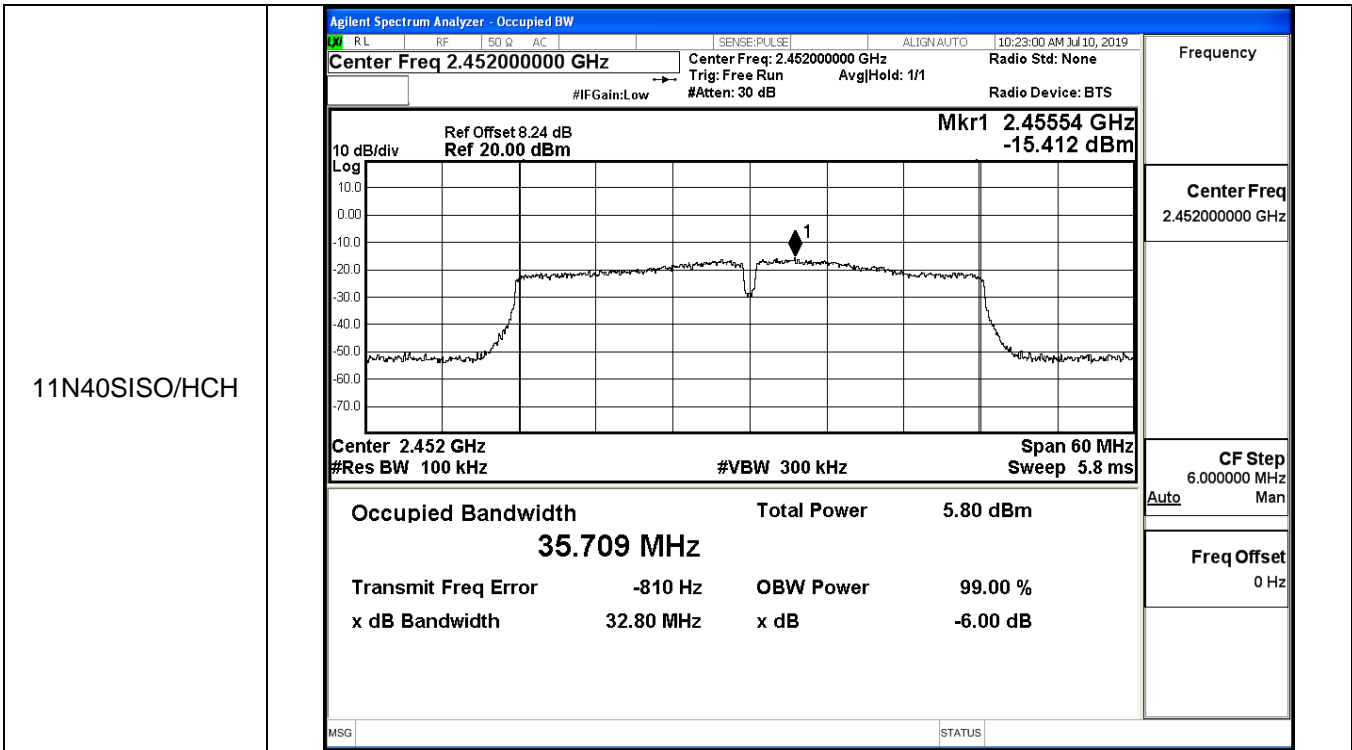


Frequency	2.41200000 GHz
Center Freq	2.41200000 GHz
CF Step	3.000000 MHz
Auto	Man
Freq Offset	0 Hz

<p>11N20SISO/MCH</p>	<p>Agilent Spectrum Analyzer - Occupied BW</p> <p>Center Freq 2.43700000 GHz</p> <p>Center Freq: 2.43700000 GHz Trig: Free Run #IFGain: Low #Atten: 30 dB</p> <p>Radio Std: None AvgHold: 1/1 Radio Device: BTS</p> <p>10 dB/div Ref Offset 8.24 dB Ref 20.00 dBm</p> <p>Mkr1 2.44537 GHz -12.332 dBm</p> <p>Center 2.437 GHz Span 30 MHz #Res BW 100 kHz #VBW 300 kHz Sweep 2.933 ms</p> <p>Occupied Bandwidth 17.717 MHz Total Power 6.62 dBm</p> <p>Transmit Freq Error 67.897 kHz OBW Power 99.00 % x dB Bandwidth 17.76 MHz x dB -6.00 dB</p>	<p>Frequency</p> <p>Center Freq 2.43700000 GHz</p> <p>CF Step 3.000000 MHz Auto Man</p> <p>Freq Offset 0 Hz</p>
<p>11N20SISO/HCH</p>	<p>Agilent Spectrum Analyzer - Occupied BW</p> <p>Center Freq 2.46200000 GHz</p> <p>Center Freq: 2.46200000 GHz Trig: Free Run #IFGain: Low #Atten: 30 dB</p> <p>Radio Std: None AvgHold: 1/1 Radio Device: BTS</p> <p>10 dB/div Ref Offset 8.24 dB Ref 20.00 dBm</p> <p>Mkr1 2.45663 GHz -13.450 dBm</p> <p>Center 2.462 GHz Span 30 MHz #Res BW 100 kHz #VBW 300 kHz Sweep 2.933 ms</p> <p>Occupied Bandwidth 17.636 MHz Total Power 5.42 dBm</p> <p>Transmit Freq Error -68.630 kHz OBW Power 99.00 % x dB Bandwidth 17.35 MHz x dB -6.00 dB</p>	<p>Frequency</p> <p>Center Freq 2.46200000 GHz</p> <p>CF Step 3.000000 MHz Auto Man</p> <p>Freq Offset 0 Hz</p>

11N40SISO/LCH	Agilent Spectrum Analyzer - Occupied BW Center Freq 2.42200000 GHz Center Freq: 2.42200000 GHz Radio Std: None Trig: Free Run Avg/Hold: 1/1 #IFGain: Low #Atten: 30 dB Radio Device: BTS		Frequency																		
	10 dB/div Ref Offset 8.24 dB Mkr1 2.41726 GHz Ref 20.00 dBm -17.370 dBm		Center Freq 2.42200000 GHz																		
			CF Step 6.000000 MHz Auto Man																		
	Center 2.422 GHz Span 60 MHz #Res BW 100 kHz #VBW 300 kHz Sweep 5.8 ms		Freq Offset 0 Hz																		
<table border="0"> <tr> <td>Occupied Bandwidth</td> <td>Total Power</td> <td>4.66 dBm</td> </tr> <tr> <td>35.960 MHz</td> <td></td> <td></td> </tr> <tr> <td>Transmit Freq Error</td> <td>67.381 kHz</td> <td>OBW Power</td> </tr> <tr> <td>x dB Bandwidth</td> <td>36.09 MHz</td> <td>x dB</td> </tr> <tr> <td></td> <td></td> <td>99.00 %</td> </tr> <tr> <td></td> <td></td> <td>-6.00 dB</td> </tr> </table>			Occupied Bandwidth	Total Power	4.66 dBm	35.960 MHz			Transmit Freq Error	67.381 kHz	OBW Power	x dB Bandwidth	36.09 MHz	x dB			99.00 %			-6.00 dB	
Occupied Bandwidth	Total Power	4.66 dBm																			
35.960 MHz																					
Transmit Freq Error	67.381 kHz	OBW Power																			
x dB Bandwidth	36.09 MHz	x dB																			
		99.00 %																			
		-6.00 dB																			
MSG		STATUS																			

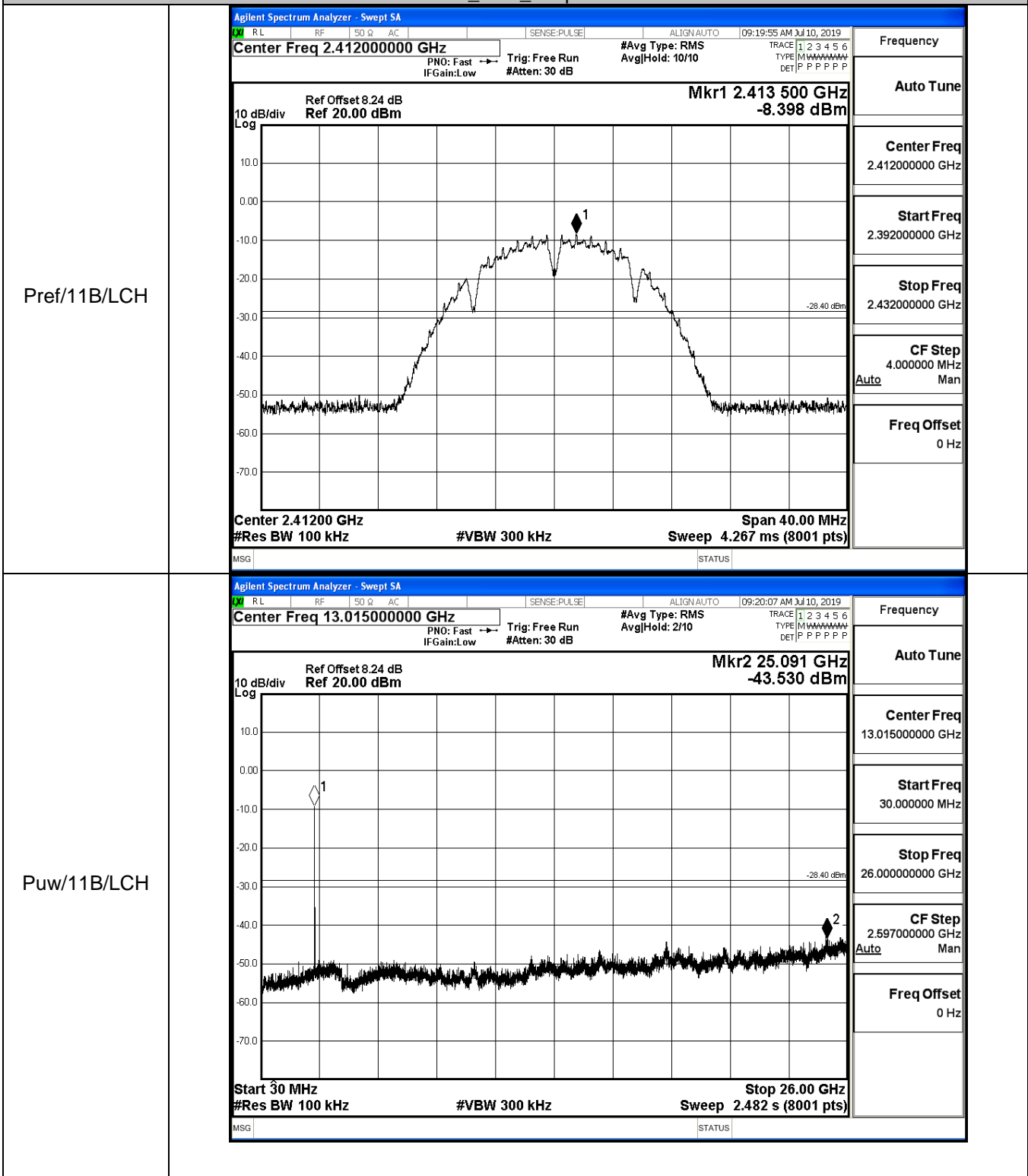
11N40SISO/MCH	Agilent Spectrum Analyzer - Occupied BW Center Freq 2.43700000 GHz Center Freq: 2.43700000 GHz Radio Std: None Trig: Free Run Avg/Hold: 1/1 #IFGain: Low #Atten: 30 dB Radio Device: BTS		Frequency																		
	10 dB/div Ref Offset 8.24 dB Mkr1 2.45038 GHz Ref 20.00 dBm -16.769 dBm		Center Freq 2.43700000 GHz																		
			CF Step 6.000000 MHz Auto Man																		
	Center 2.437 GHz Span 60 MHz #Res BW 100 kHz #VBW 300 kHz Sweep 5.8 ms		Freq Offset 0 Hz																		
<table border="0"> <tr> <td>Occupied Bandwidth</td> <td>Total Power</td> <td>5.11 dBm</td> </tr> <tr> <td>36.338 MHz</td> <td></td> <td></td> </tr> <tr> <td>Transmit Freq Error</td> <td>15.681 kHz</td> <td>OBW Power</td> </tr> <tr> <td>x dB Bandwidth</td> <td>36.54 MHz</td> <td>x dB</td> </tr> <tr> <td></td> <td></td> <td>99.00 %</td> </tr> <tr> <td></td> <td></td> <td>-6.00 dB</td> </tr> </table>			Occupied Bandwidth	Total Power	5.11 dBm	36.338 MHz			Transmit Freq Error	15.681 kHz	OBW Power	x dB Bandwidth	36.54 MHz	x dB			99.00 %			-6.00 dB	
Occupied Bandwidth	Total Power	5.11 dBm																			
36.338 MHz																					
Transmit Freq Error	15.681 kHz	OBW Power																			
x dB Bandwidth	36.54 MHz	x dB																			
		99.00 %																			
		-6.00 dB																			
MSG		STATUS																			



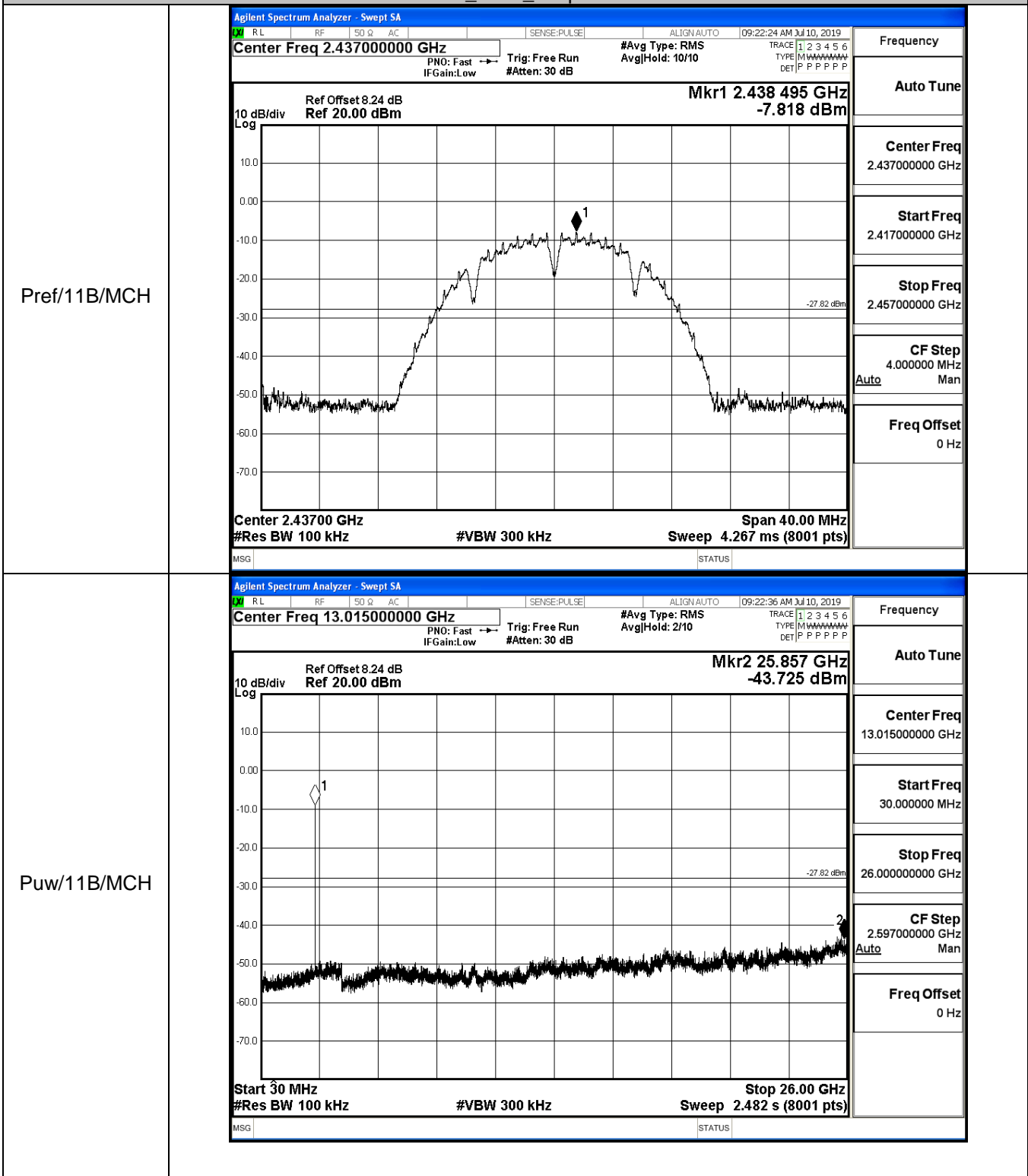
C.5 RF Conducted Spurious Emissions

Mode	Channel	Pref [dBm]	Max. Level [dBm]	Limit [dBm]	Verdict
11B	LCH	-8.398	-43.530	-28.398	PASS
	MCH	-7.818	-43.725	-27.818	PASS
	HCH	-7.703	-42.941	-27.703	PASS
11G	LCH	-13.634	-43.394	-33.634	PASS
	MCH	-13.517	-43.506	-33.517	PASS
	HCH	-12.889	-43.166	-32.889	PASS
11N20 SISO	LCH	-13.493	-43.250	-33.493	PASS
	MCH	-12.249	-42.416	-32.249	PASS
	HCH	-13.339	-43.654	-33.339	PASS
11N40 SISO	LCH	-17.376	-43.521	-37.376	PASS
	MCH	-16.839	-43.868	-36.839	PASS
	HCH	-15.684	-43.161	-35.684	PASS

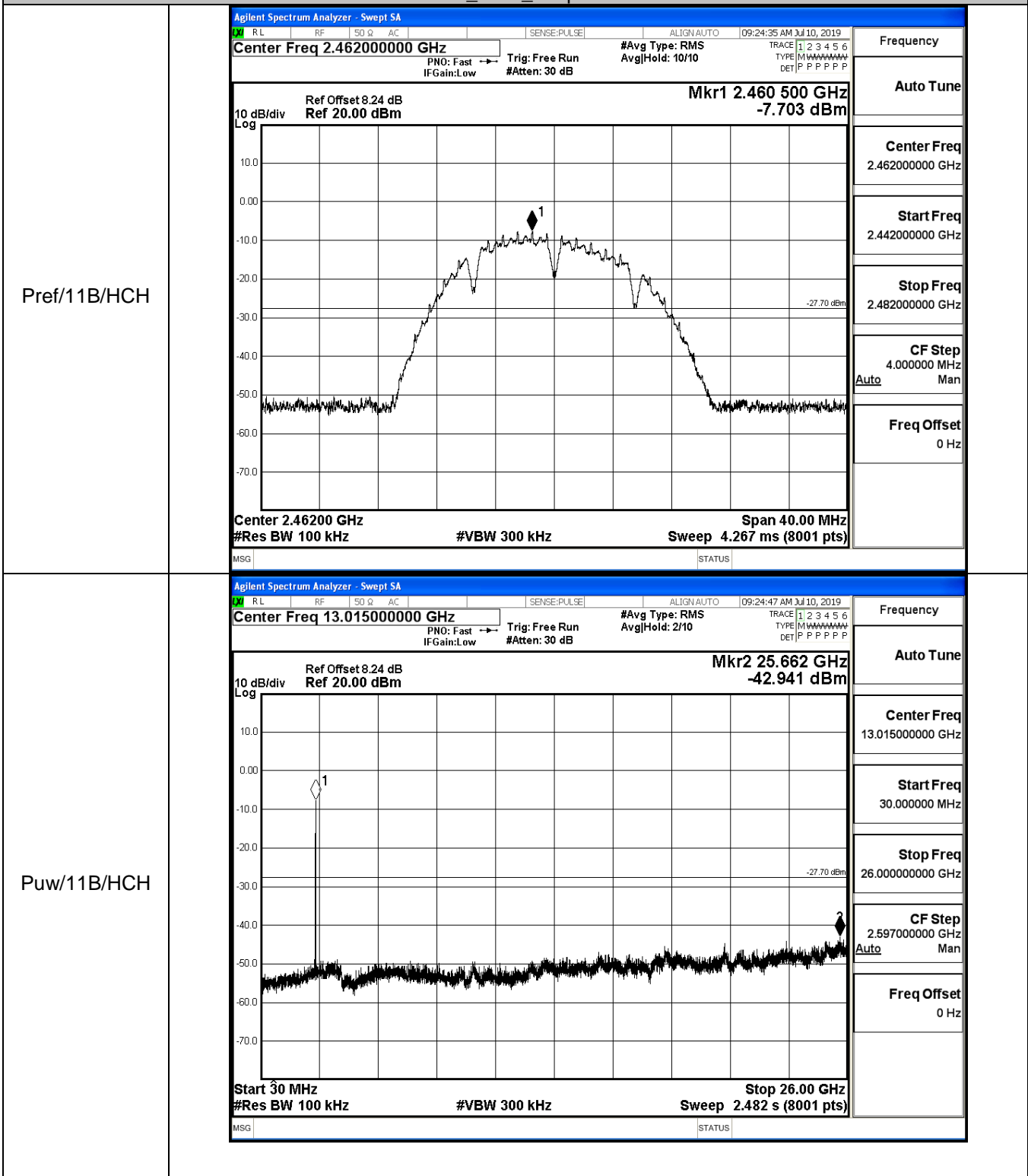
11B_LCH_Graphs



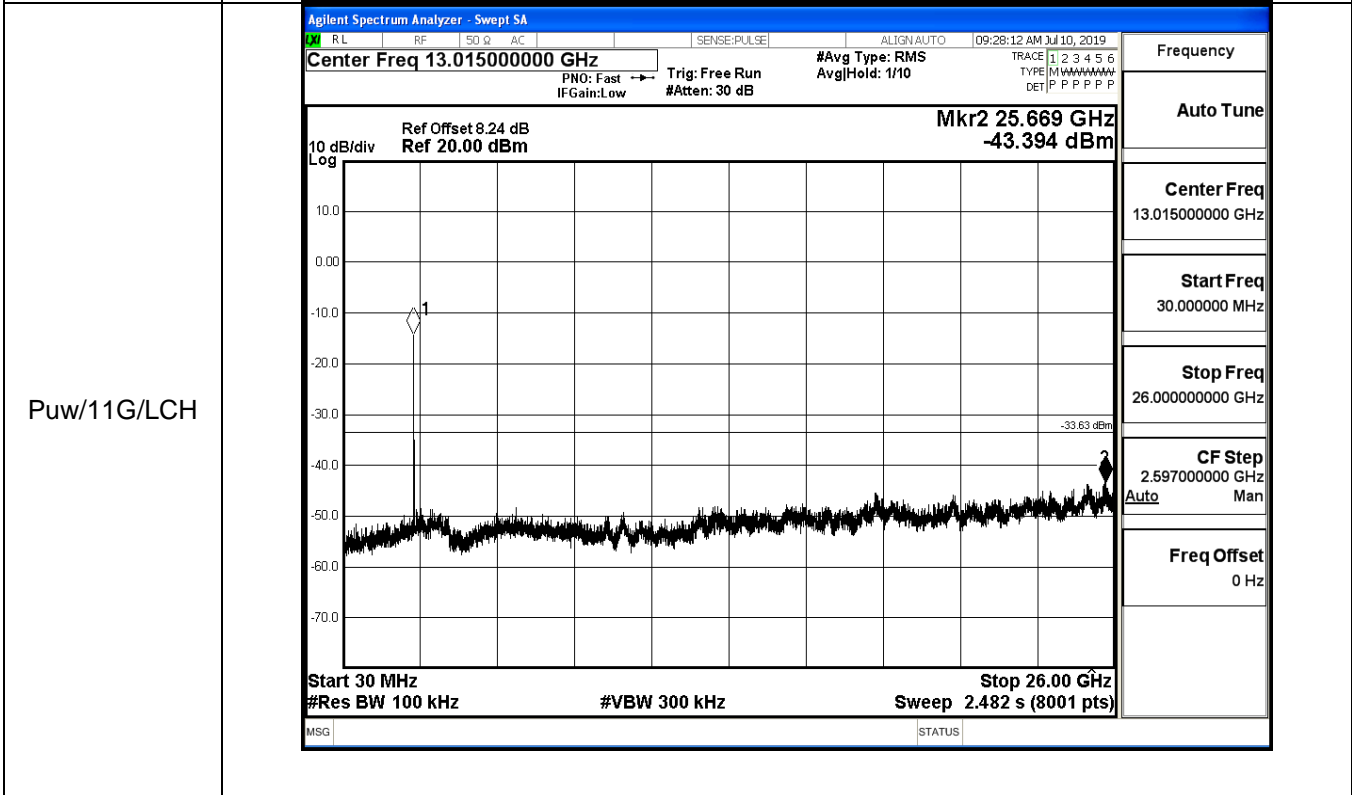
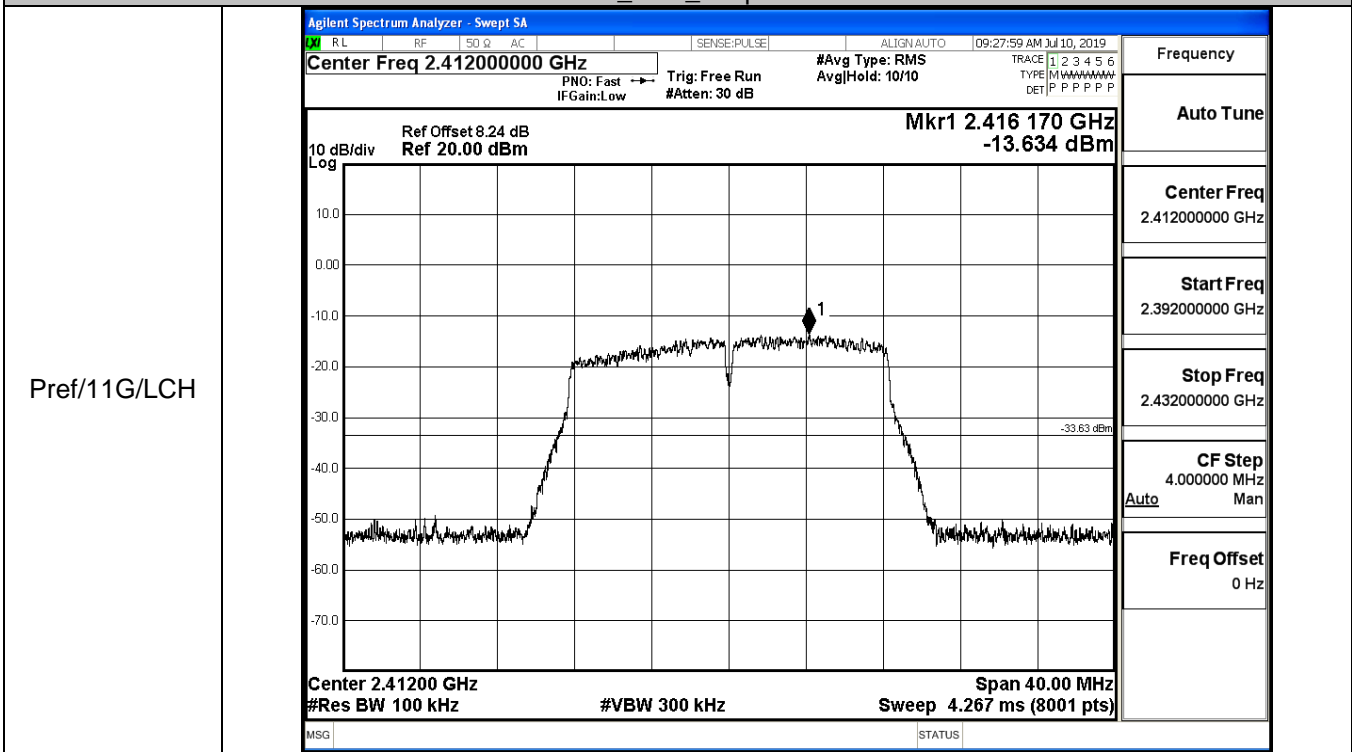
11B_MCH_Graphs



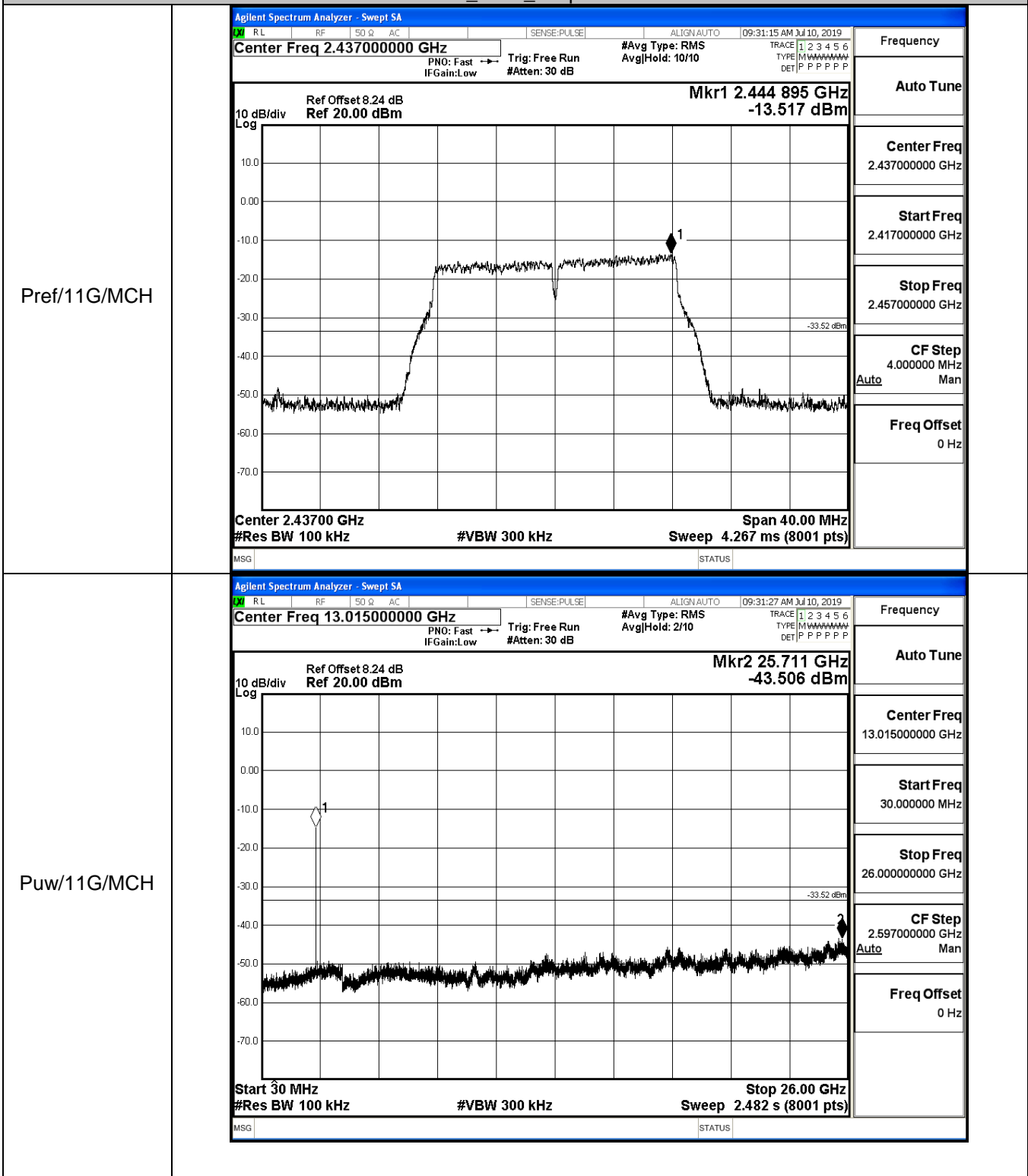
11B_HCH_Graphs



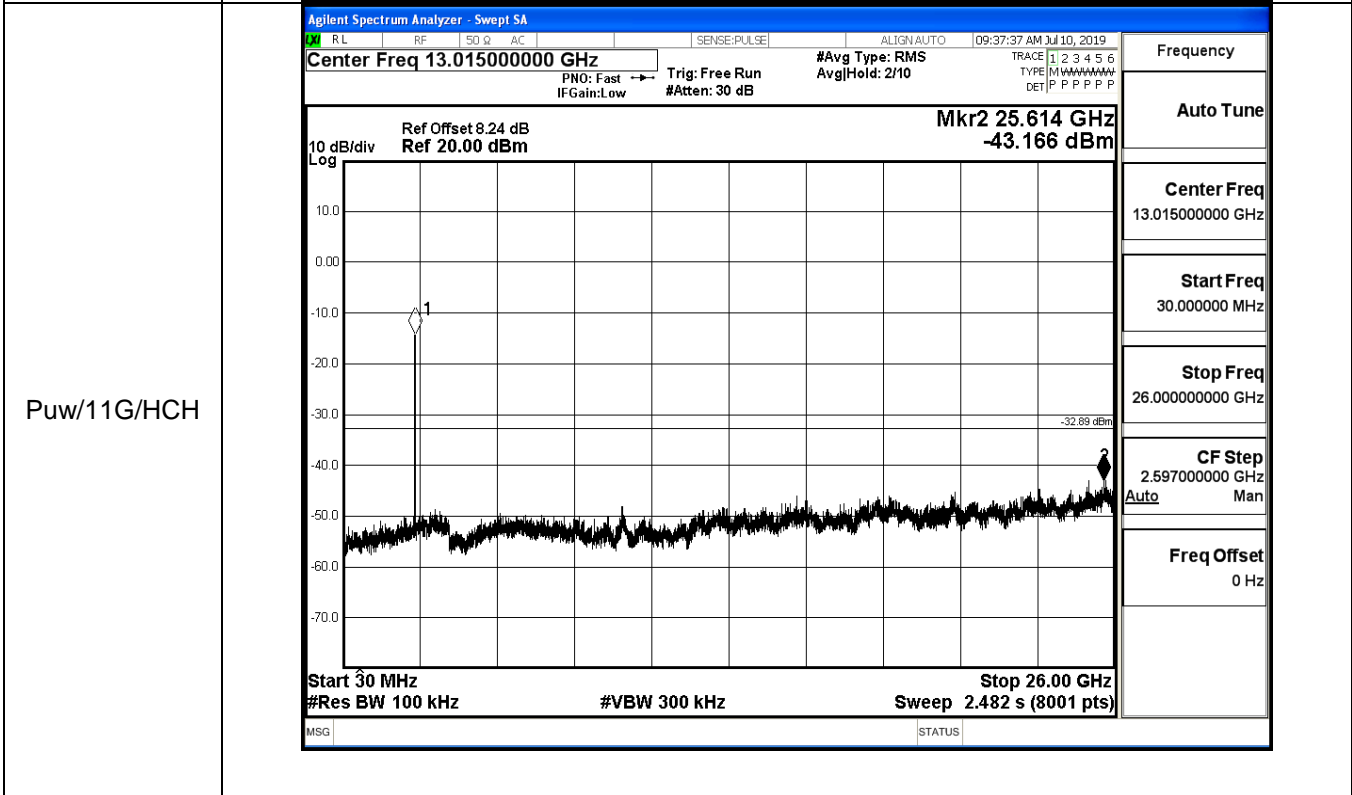
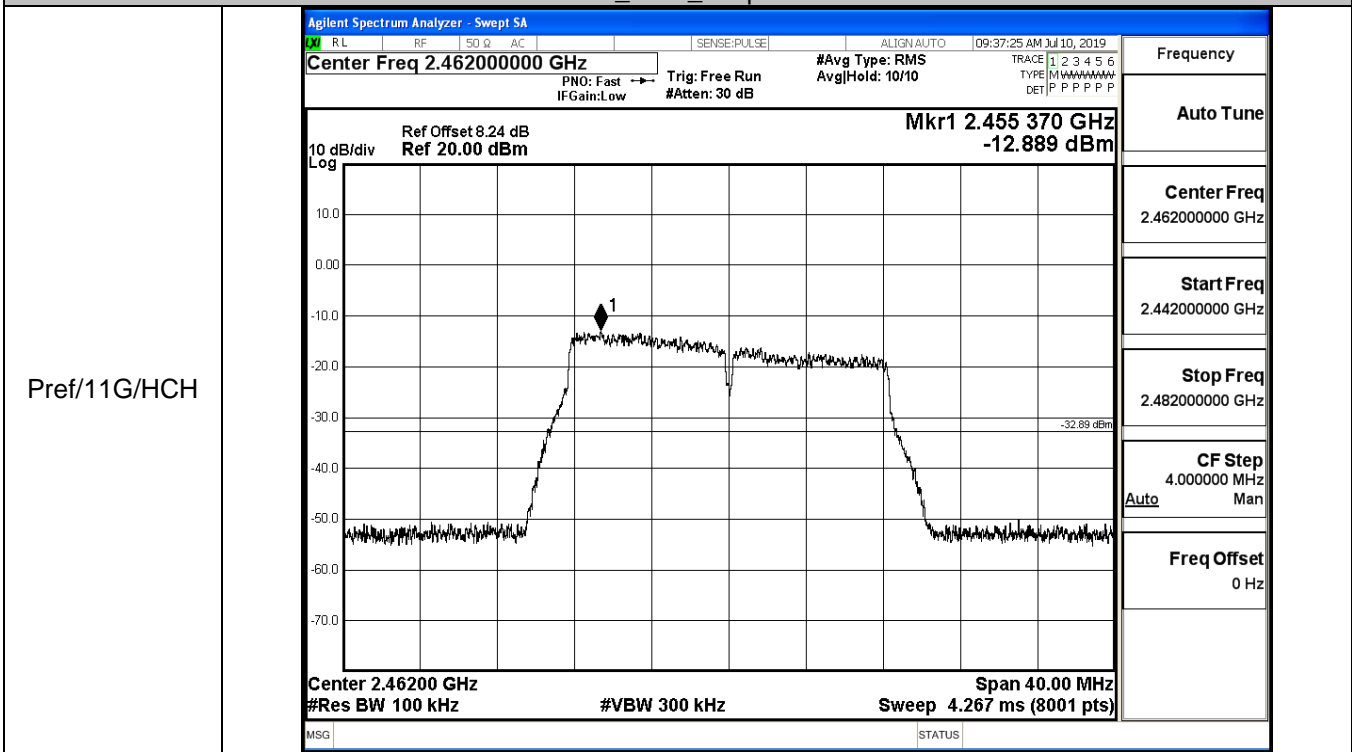
11G_LCH_Graphs



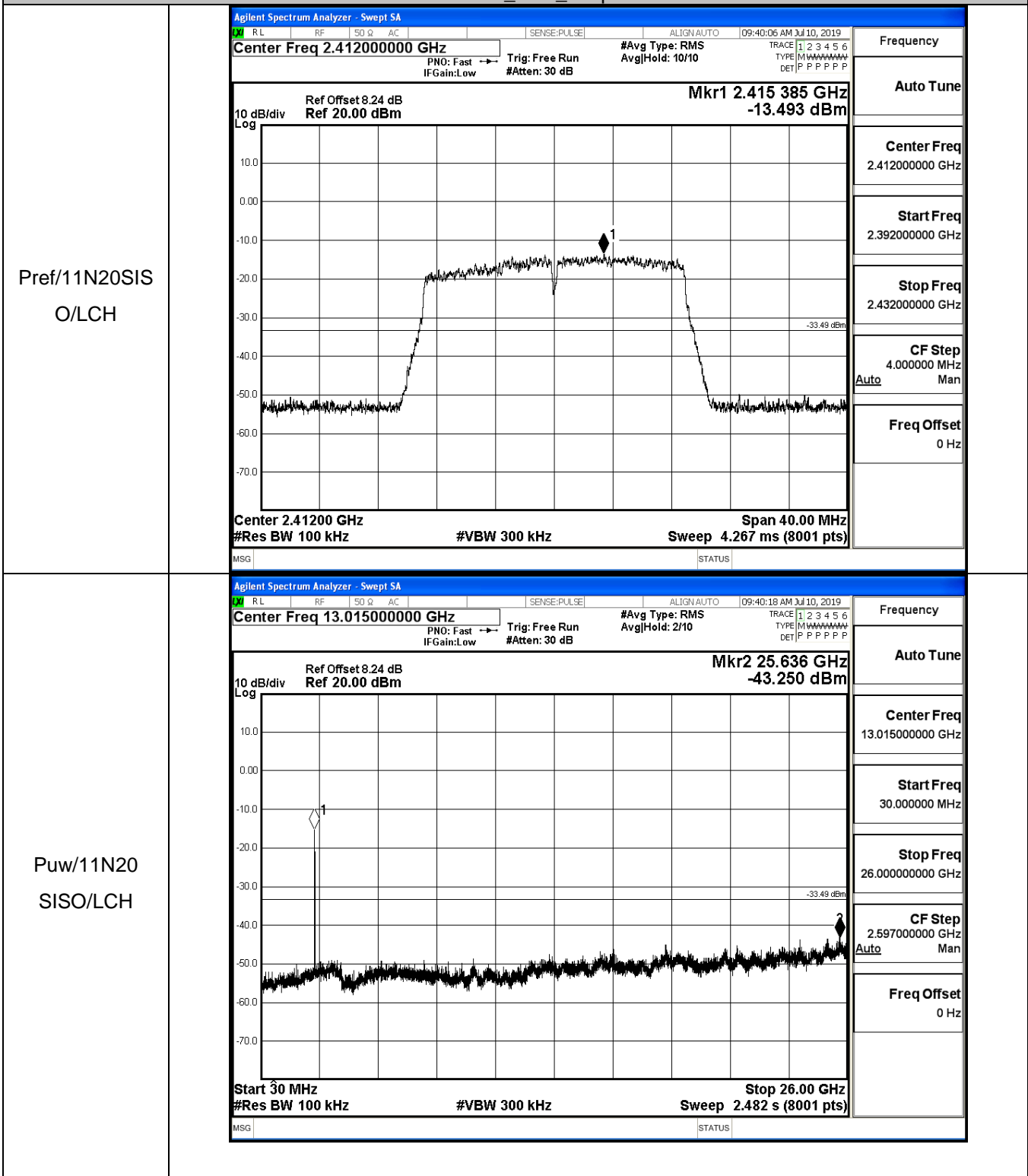
11G_MCH_Graphs



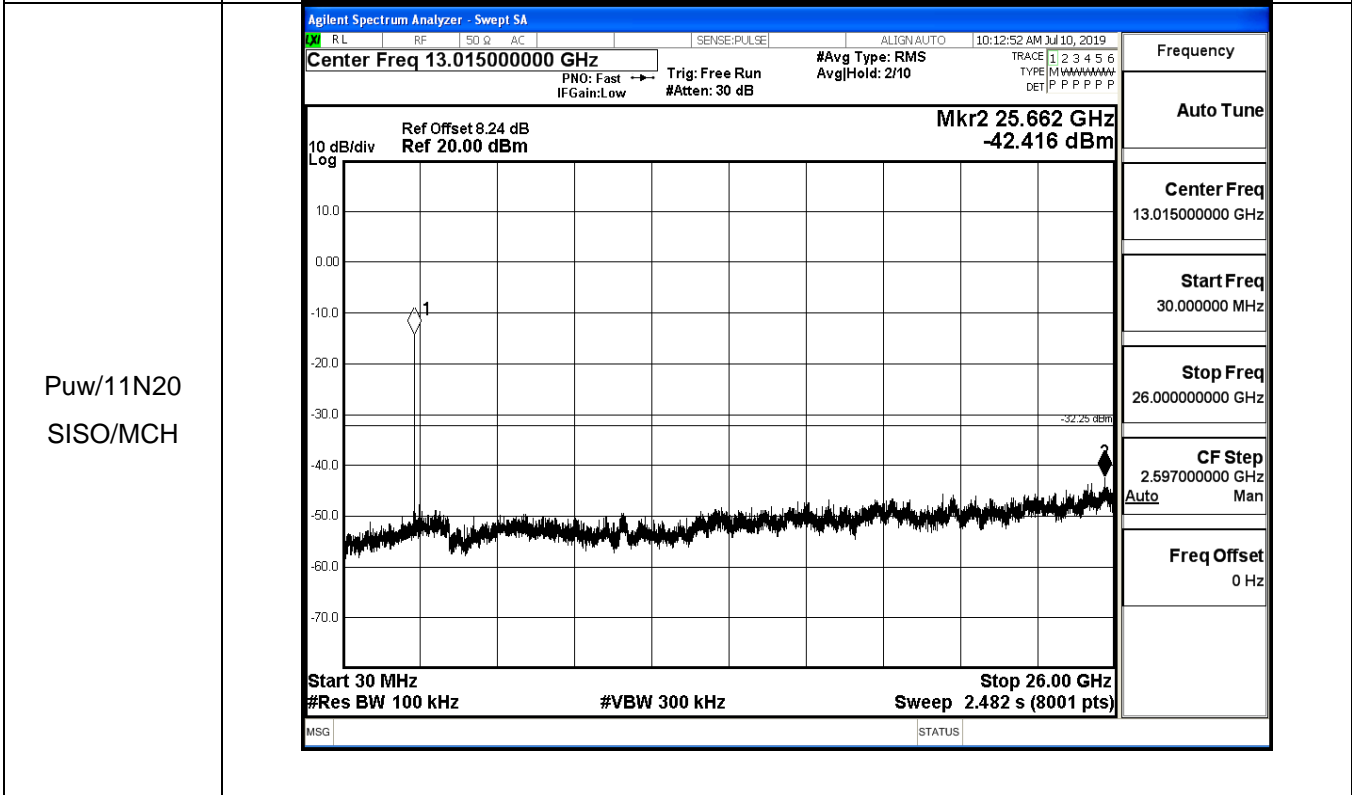
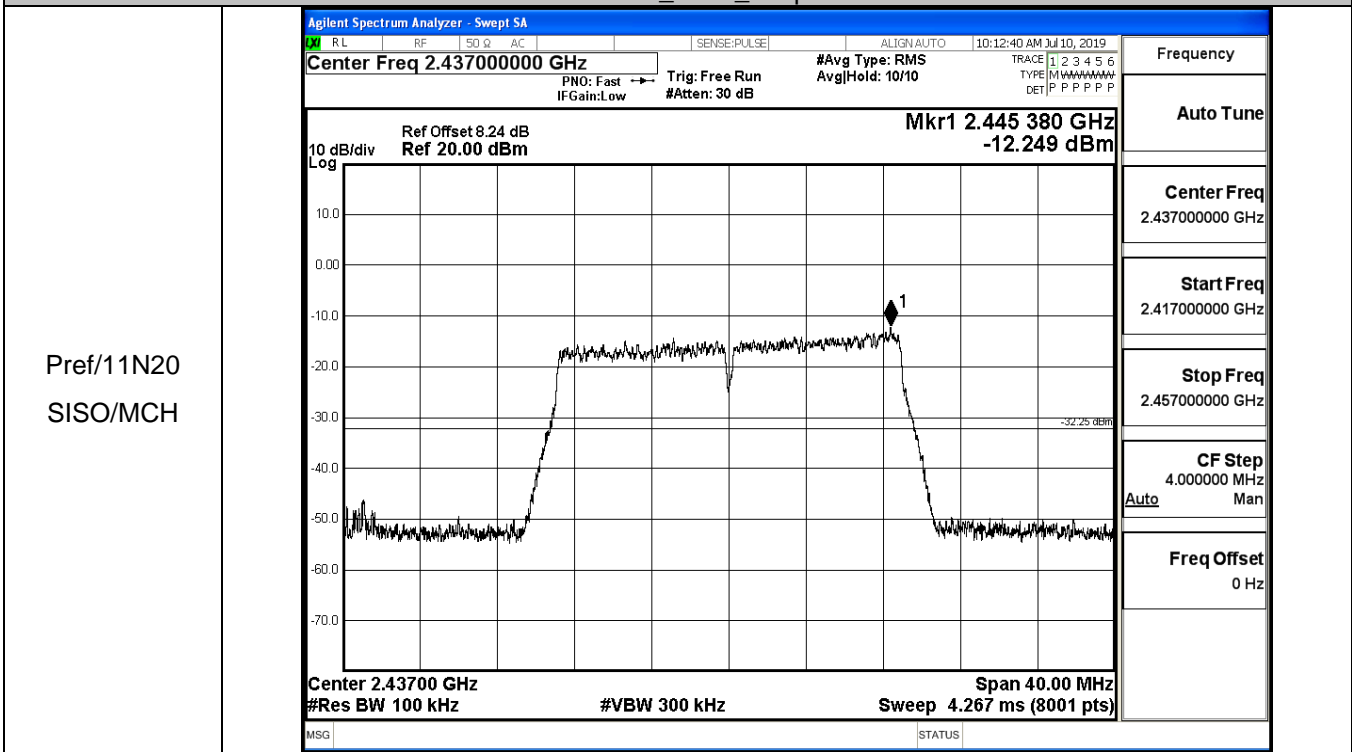
11G_HCH_Graphs



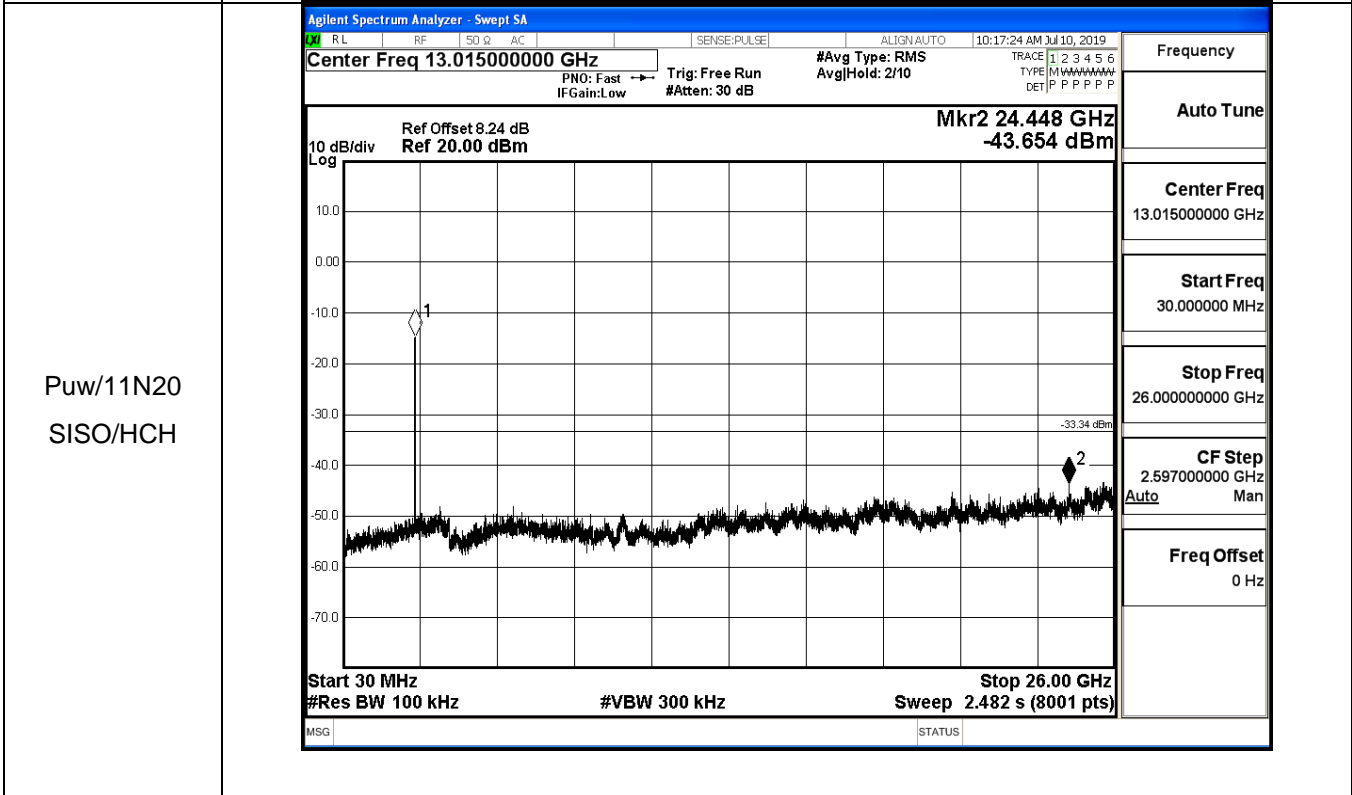
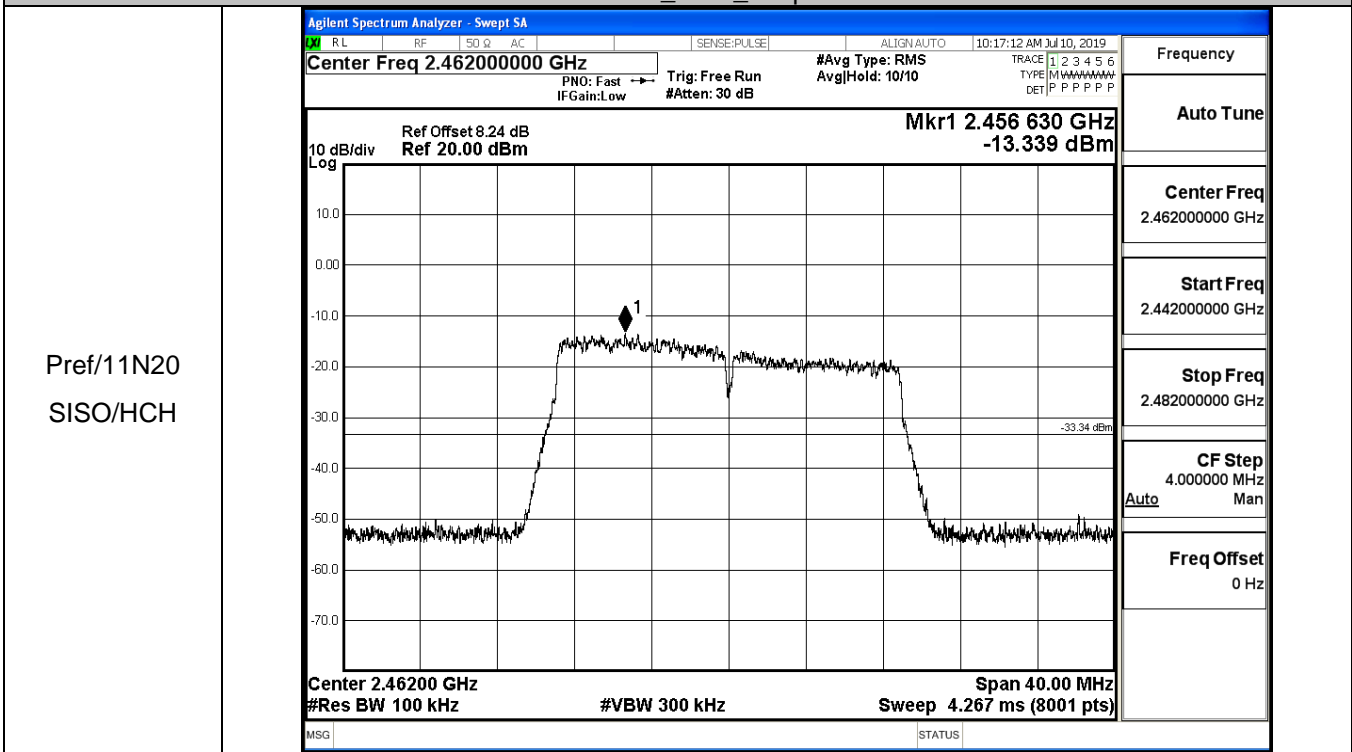
11N20SISO_LCH_Graphs



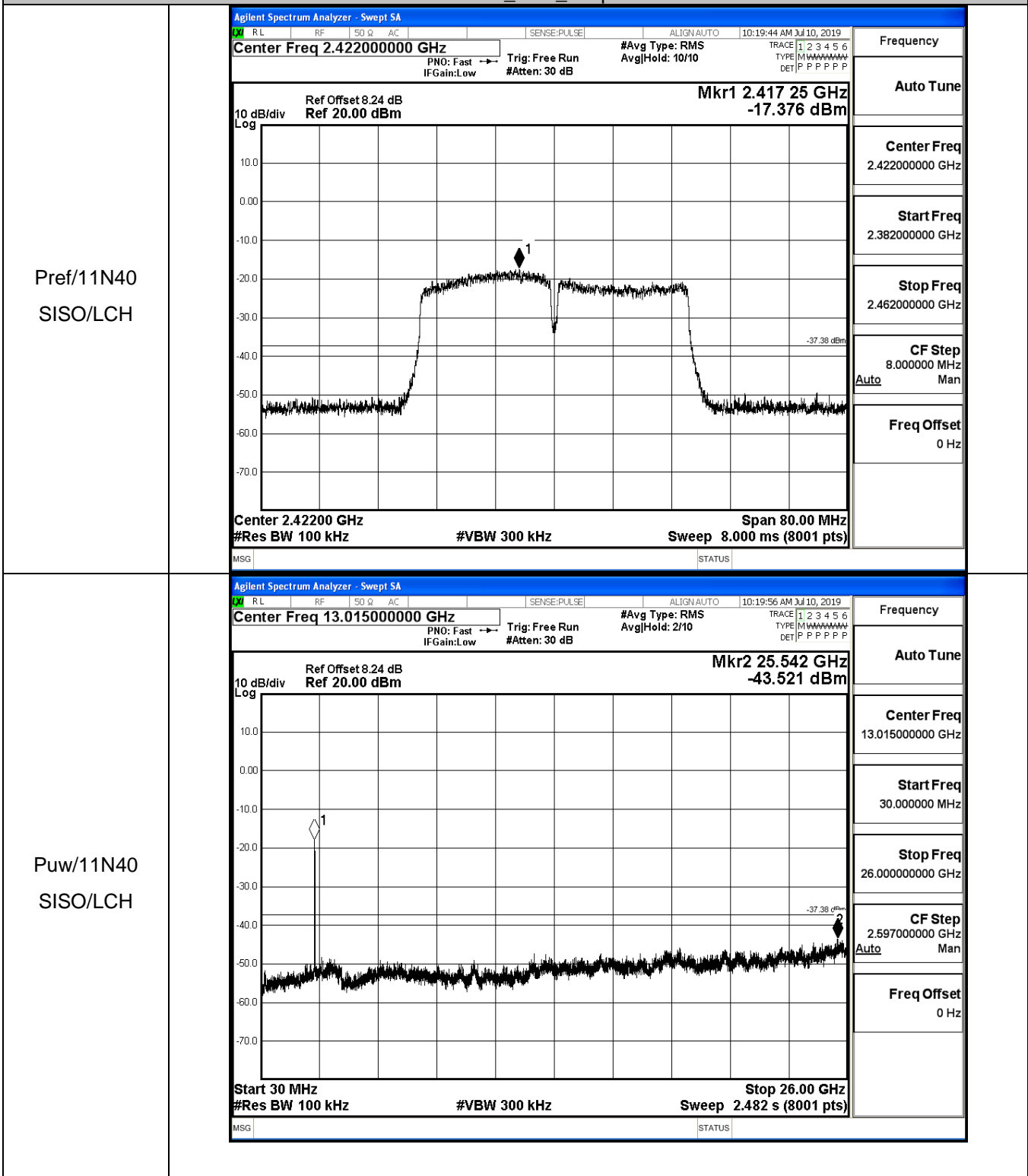
11N20SISO_MCH_Graphs



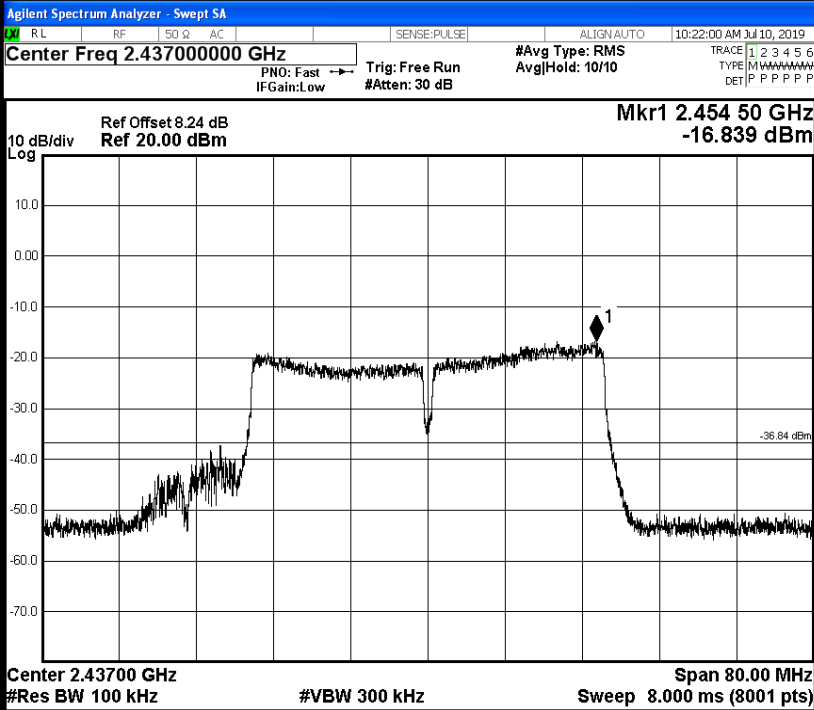
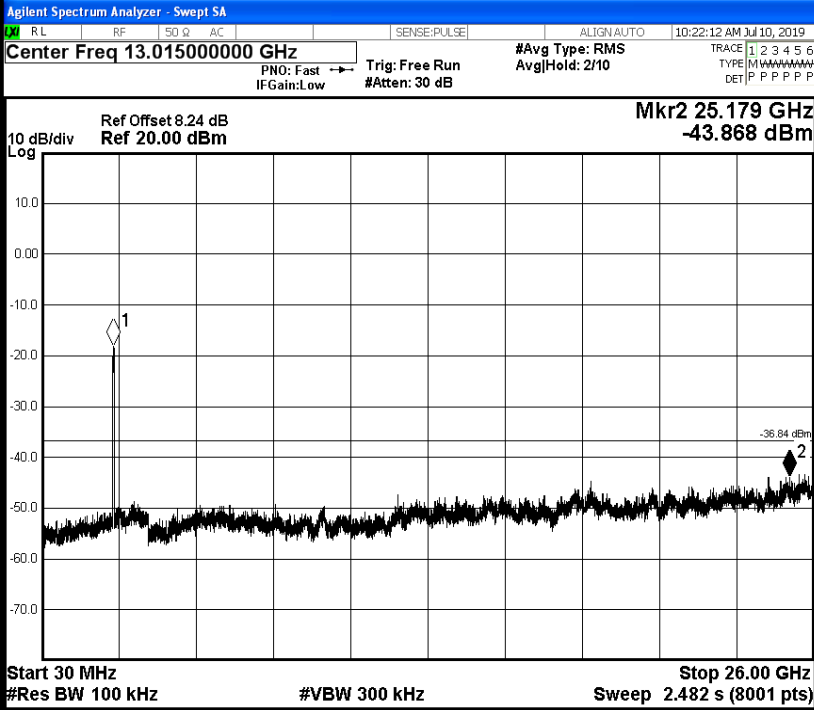
11N20SISO_HCH_Graphs



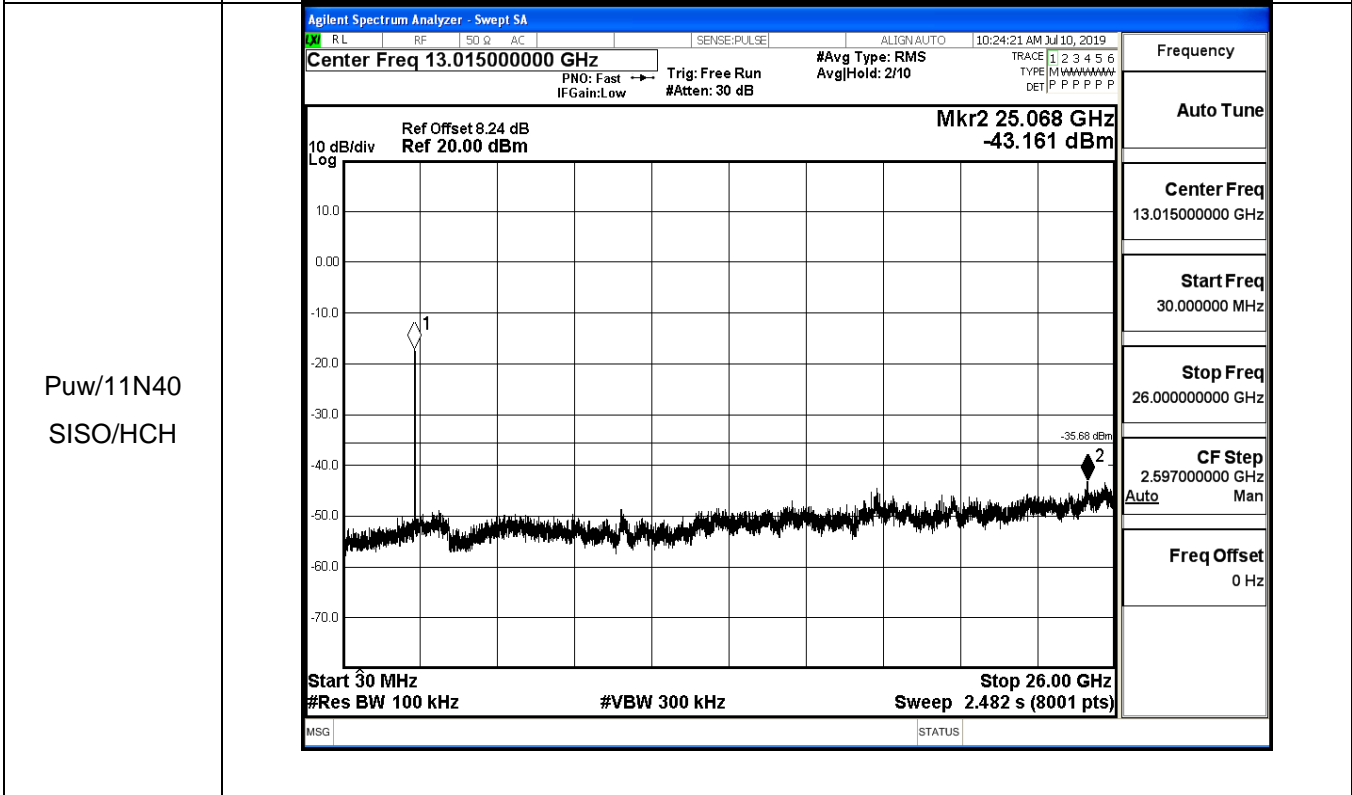
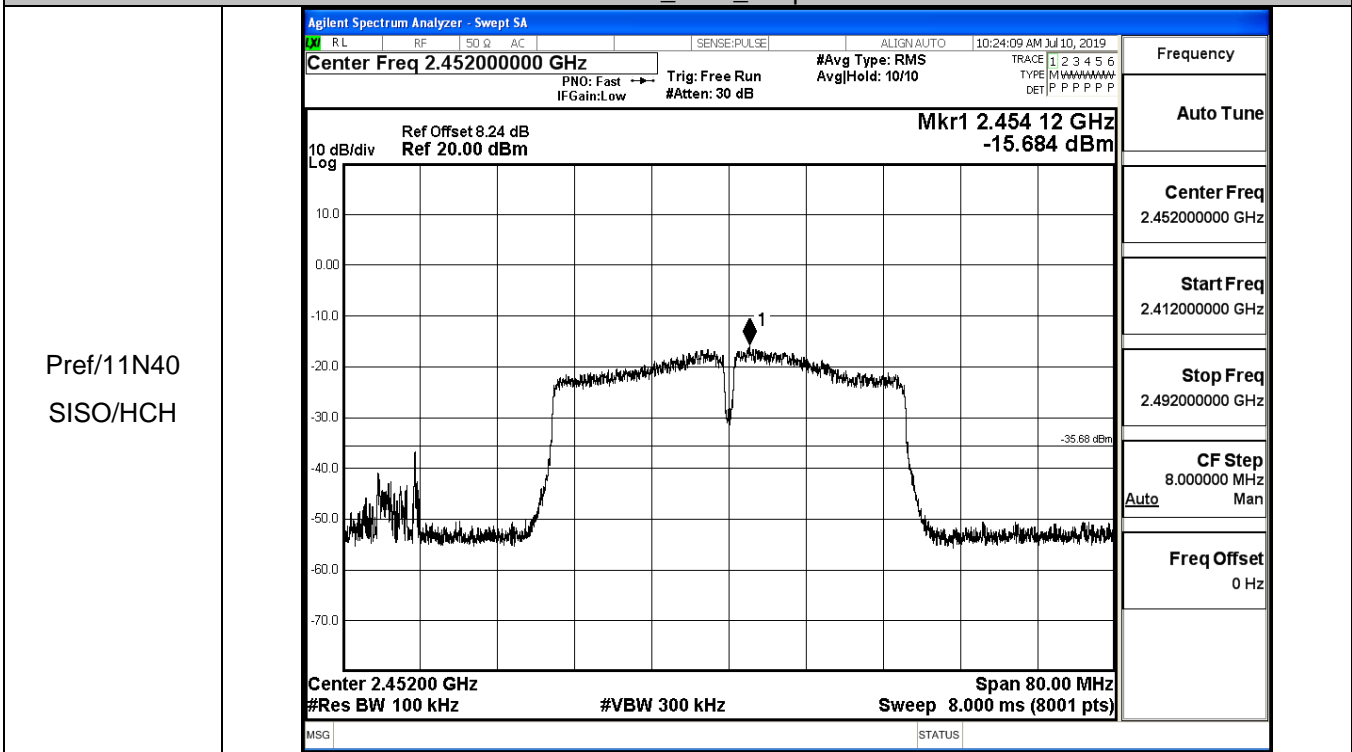
11N40SISO_LCH_Graphs



11N40SISO_MCH_Graphs

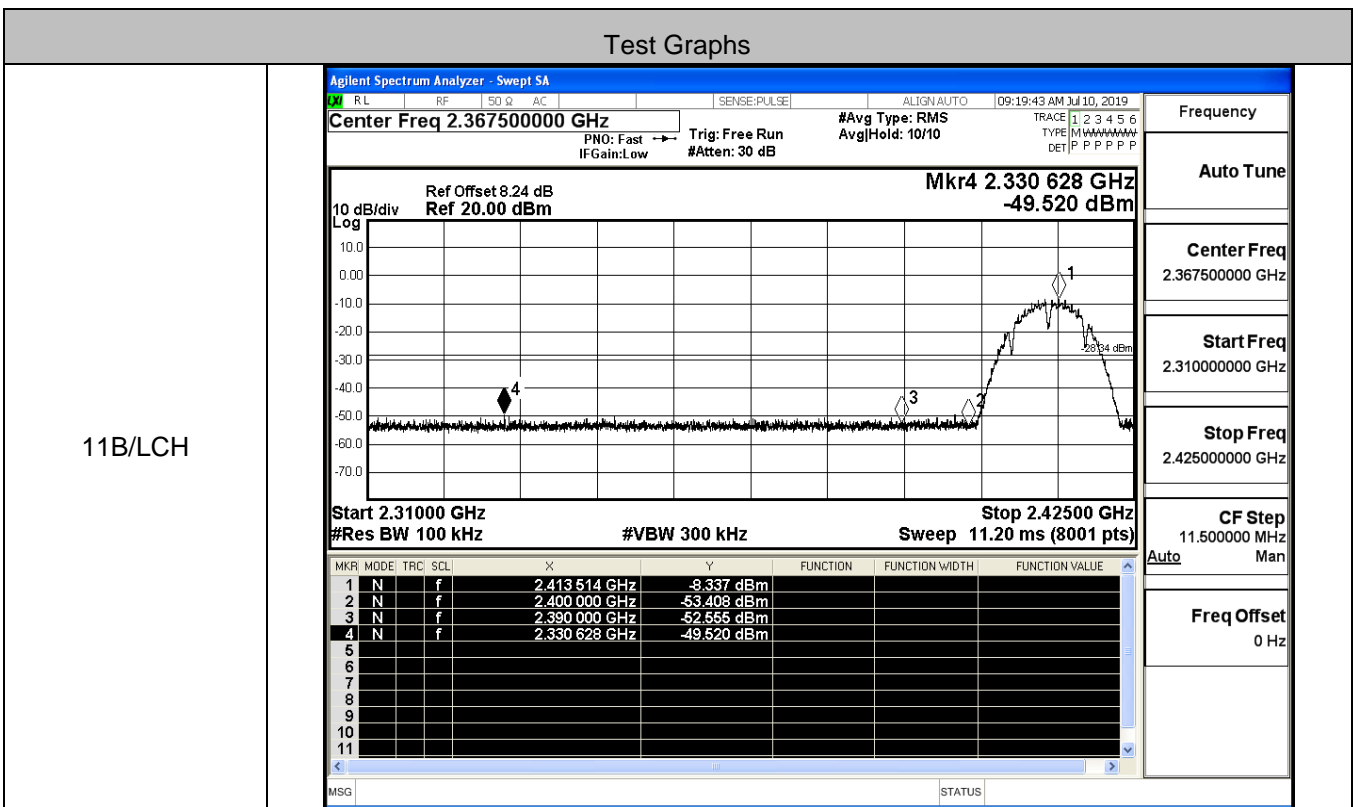
<p>Pref/11N40 SISO/MCH</p>	 <p>Agilent Spectrum Analyzer - Swept SA</p> <p>Center Freq 2.43700000 GHz</p> <p>Mkr1 2.454 50 GHz -16.839 dBm</p> <p>Center 2.43700 GHz #Res BW 100 kHz #VBW 300 kHz Sweep 8.000 ms (8001 pts)</p>	<p>Frequency</p> <p>Auto Tune</p> <p>Center Freq 2.437000000 GHz</p> <p>Start Freq 2.397000000 GHz</p> <p>Stop Freq 2.477000000 GHz</p> <p>CF Step 8.000000 MHz Auto Man</p> <p>Freq Offset 0 Hz</p>
	<p>Puw/11N40 SISO/MCH</p>	 <p>Agilent Spectrum Analyzer - Swept SA</p> <p>Center Freq 13.01500000 GHz</p> <p>Mkr2 25.179 GHz -43.868 dBm</p> <p>Start 30 MHz #Res BW 100 kHz #VBW 300 kHz Sweep 2.482 s (8001 pts)</p>

11N40SISO_HCH_Graphs

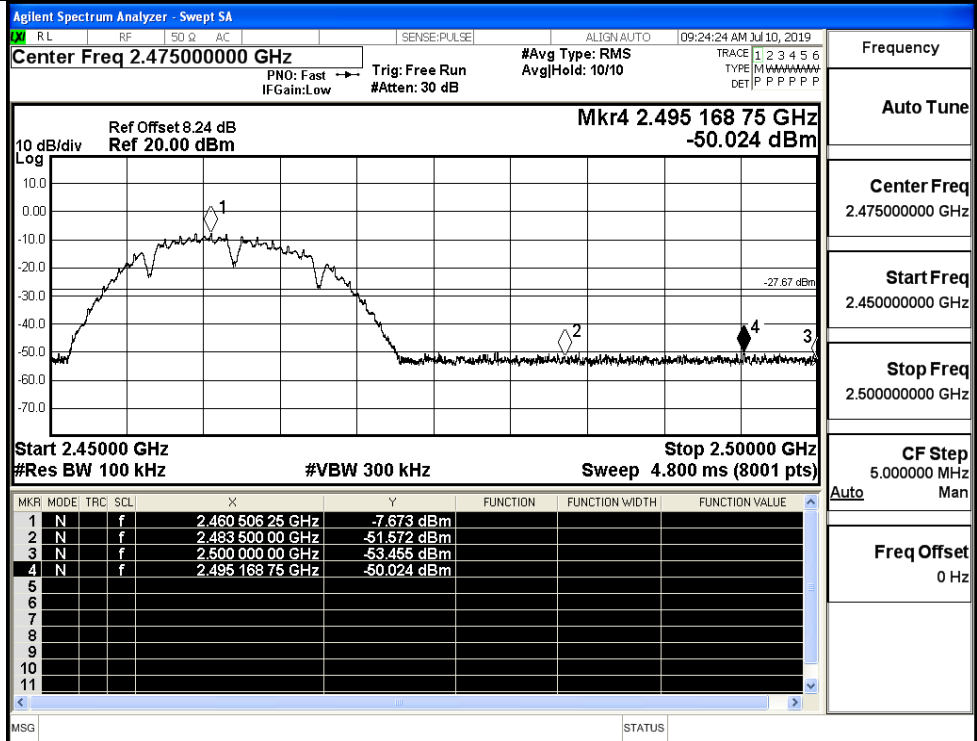


C.6 Band-edge for RF Conducted Emissions

Mode	Channel	Carrier Power[dBm]	Max.Spurious Level [dBm]	Limit [dBm]	Verdict
11B	LCH	-8.337	-49.520	-28.34	PASS
	HCH	-7.673	-50.024	-27.67	PASS
11G	LCH	-13.560	-49.856	-33.56	PASS
	HCH	-13.128	-49.283	-33.13	PASS
11N20SISO	LCH	-13.786	-50.313	-33.79	PASS
	HCH	-13.542	-49.612	-33.54	PASS
11N40SISO	LCH	-17.597	-49.563	-37.6	PASS
	HCH	-15.990	-49.894	-35.99	PASS

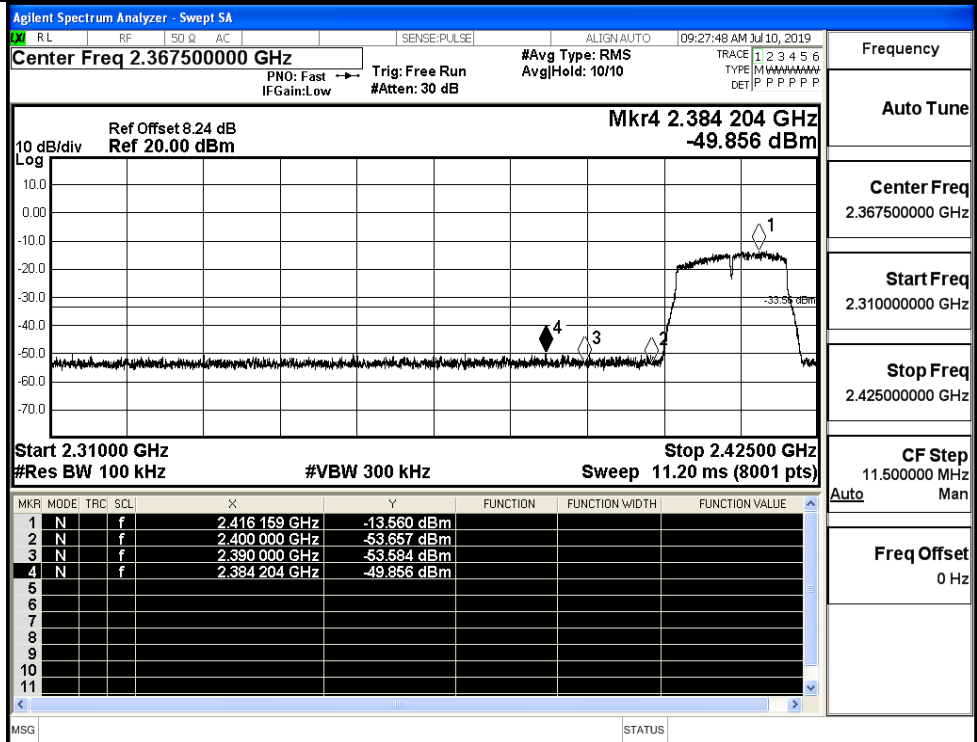


11B/HCH



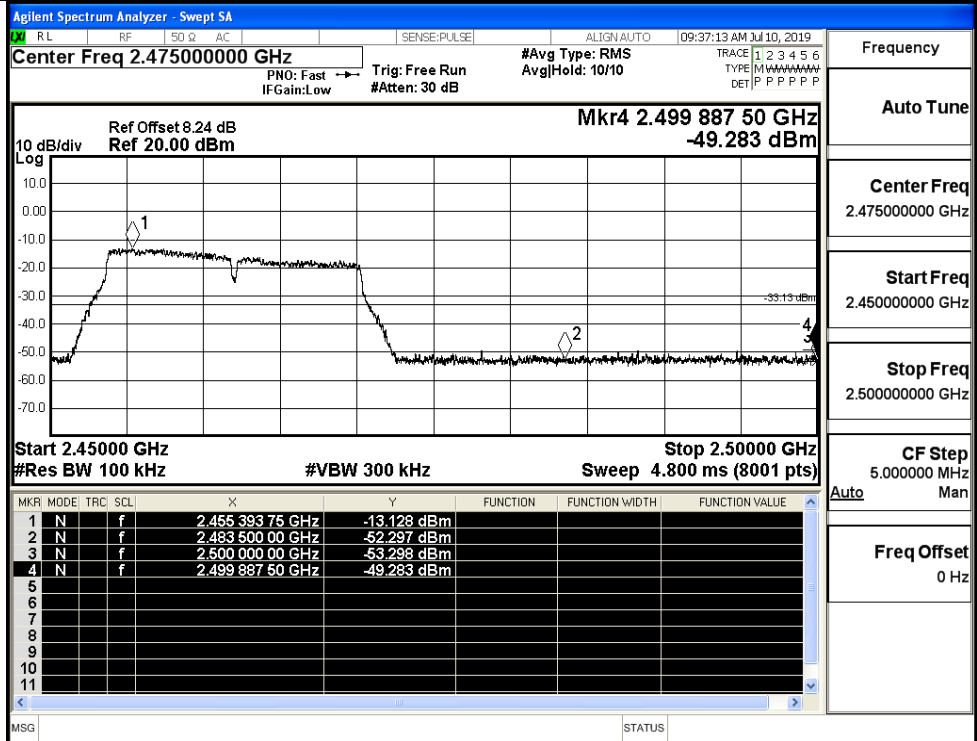
Frequency	2.475000000 GHz
Auto Tune	
Center Freq	2.475000000 GHz
Start Freq	2.450000000 GHz
Stop Freq	2.500000000 GHz
CF Step	5.000000 MHz
Freq Offset	0 Hz

11G/LCH



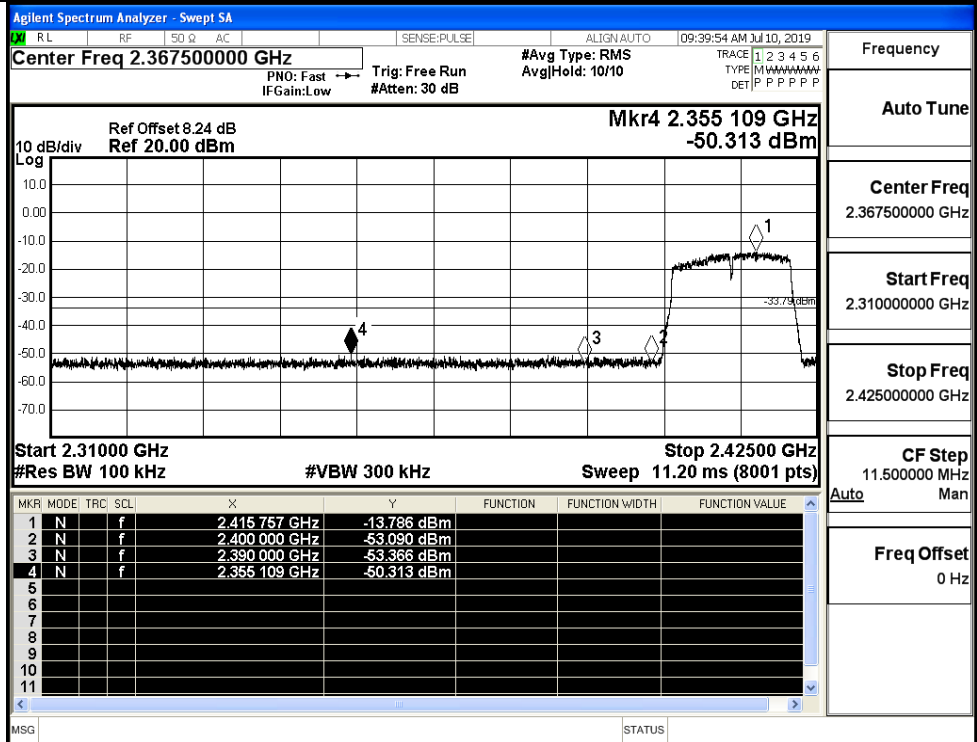
Frequency	2.367500000 GHz
Auto Tune	
Center Freq	2.367500000 GHz
Start Freq	2.310000000 GHz
Stop Freq	2.425000000 GHz
CF Step	11.500000 MHz
Freq Offset	0 Hz

11G/HCH



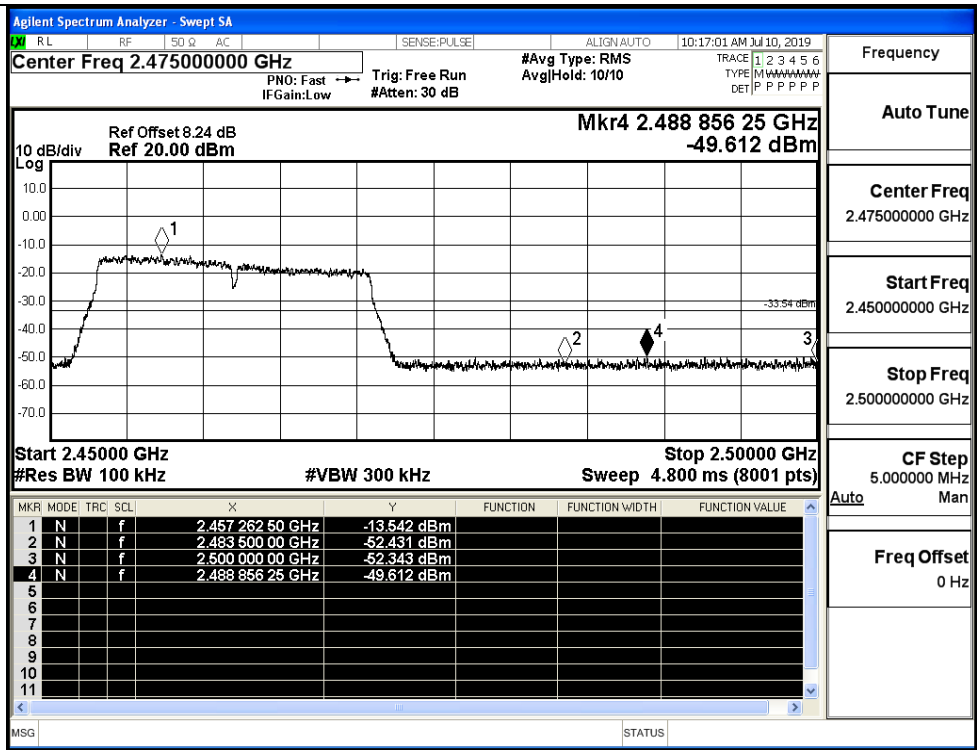
Frequency	
Auto Tune	
Center Freq	2.475000000 GHz
Start Freq	2.450000000 GHz
Stop Freq	2.500000000 GHz
CF Step	5.000000 MHz
Freq Offset	0 Hz

11N20SISO/LCH

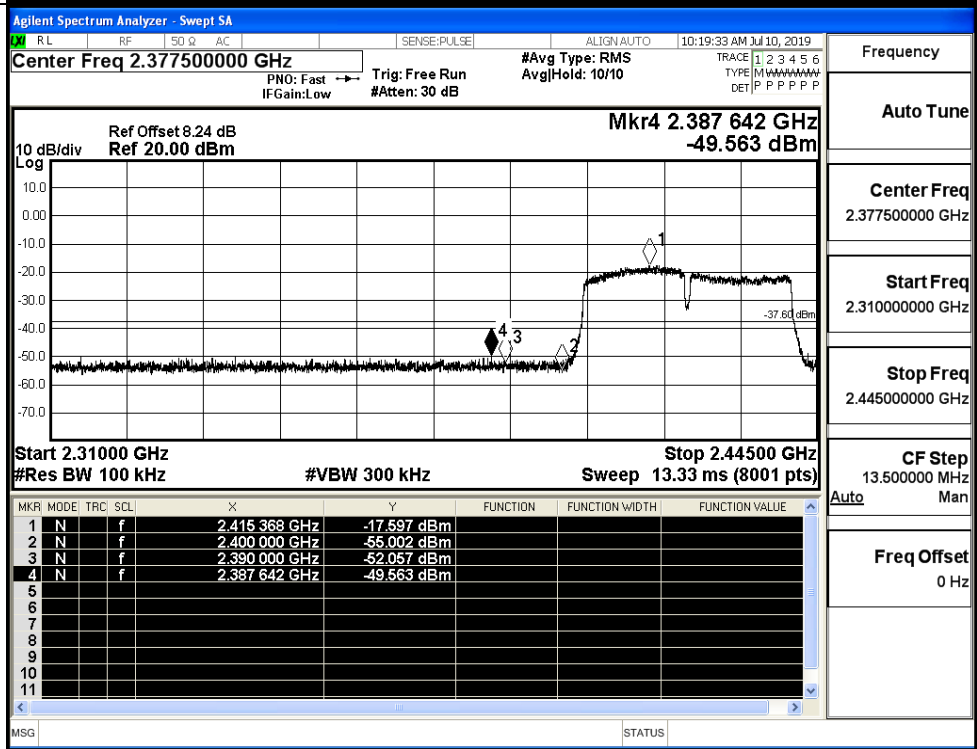


Frequency	
Auto Tune	
Center Freq	2.367500000 GHz
Start Freq	2.310000000 GHz
Stop Freq	2.425000000 GHz
CF Step	11.500000 MHz
Freq Offset	0 Hz

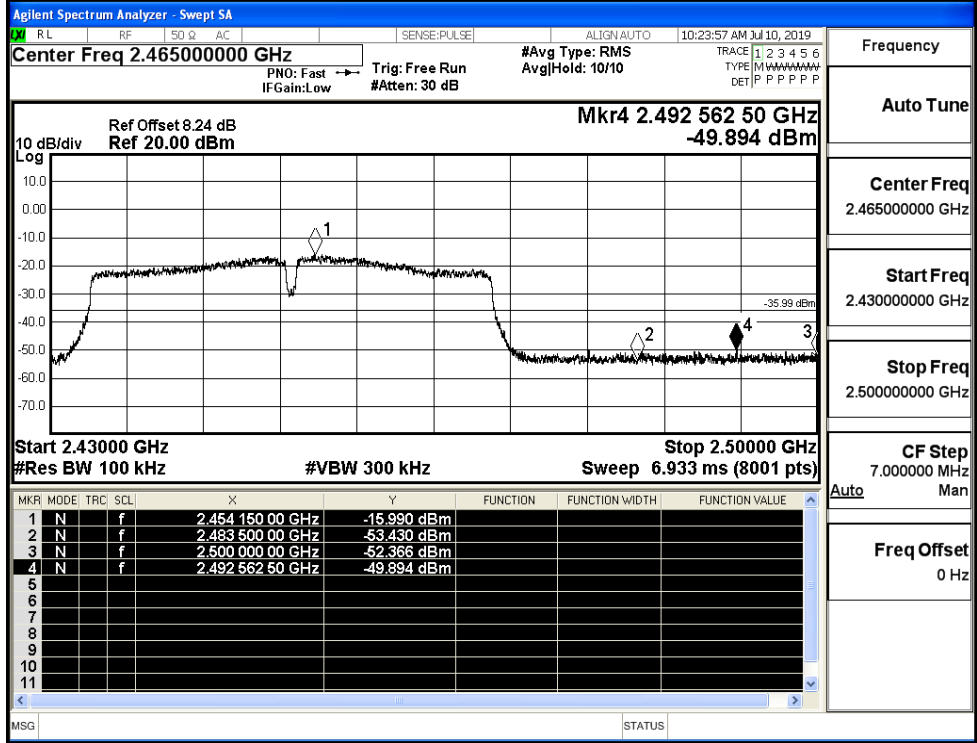
11N20SISO/HCH



11N40SISO/LCH



11N40SISO/HCH

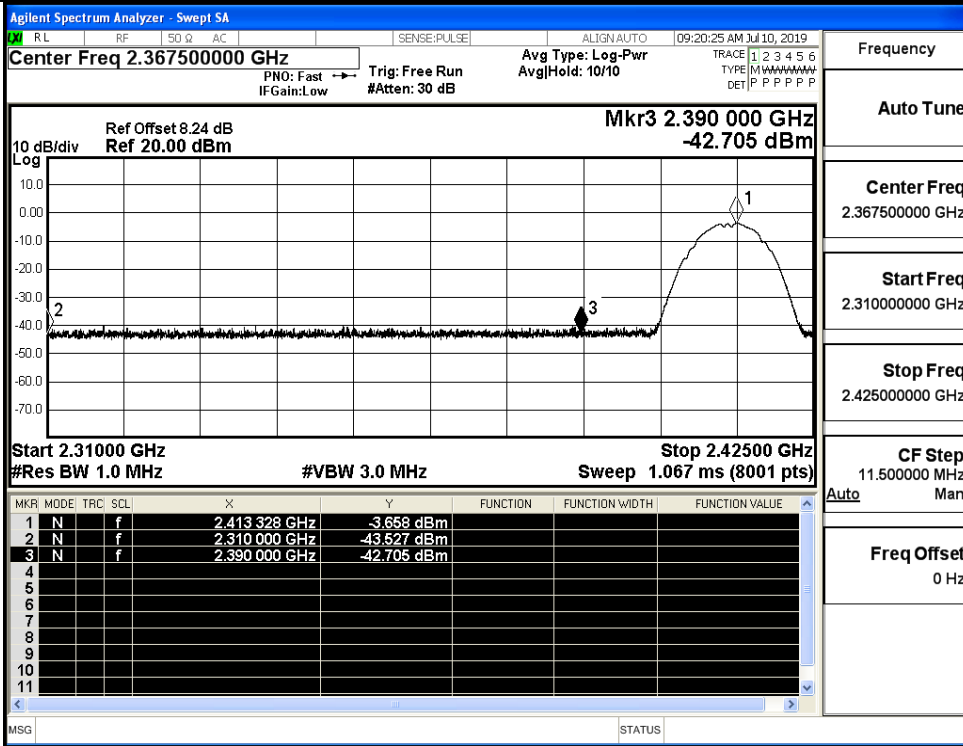


C.7 Restrict-band band-edge measurements

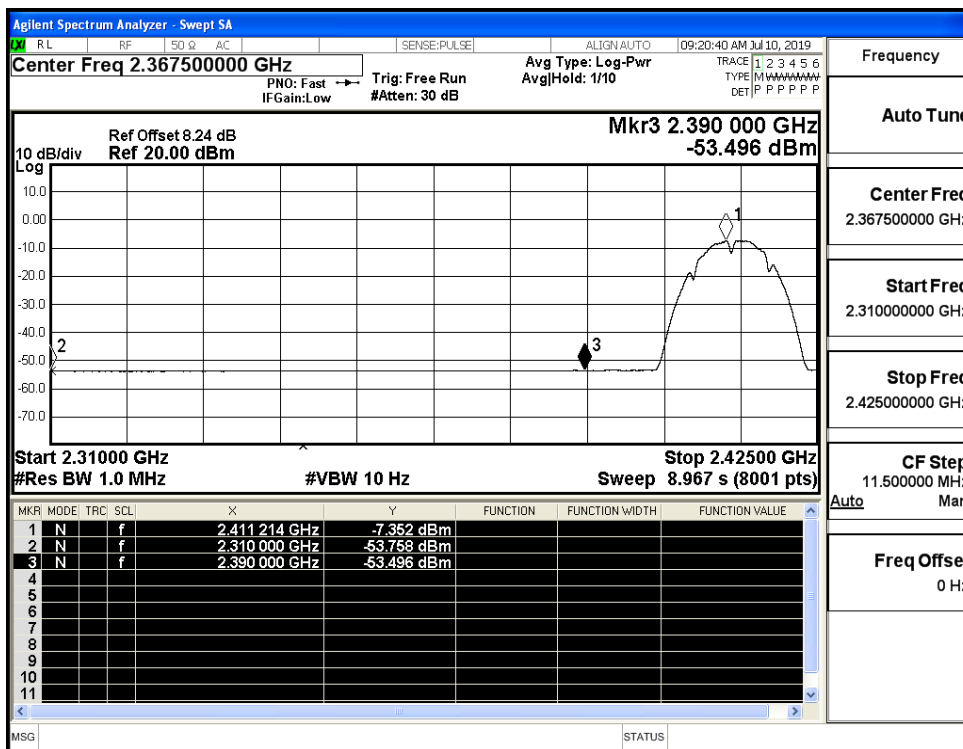
Test Mode	Test Channel	Ant	Freq.	Power [dBm]	Gain	Ground Factor	E [dBuV/m]	Detector	Limit [dBu V/m]	Verdict
11B	2412	Ant1	2310.0	-43.53	2.0	0	51.73	PEAK	74	PASS
	2412	Ant1	2310.0	-53.76	2.0	0	41.50	AV	54	PASS
	2412	Ant1	2390.0	-42.71	2.0	0	52.55	PEAK	74	PASS
	2412	Ant1	2390.0	-53.50	2.0	0	41.76	AV	54	PASS
	2462	Ant1	2483.5	-41.96	2.0	0	53.30	PEAK	74	PASS
	2462	Ant1	2483.5	-53.32	2.0	0	41.94	AV	54	PASS
	2462	Ant1	2500.0	-42.90	2.0	0	52.36	PEAK	74	PASS
	2462	Ant1	2500.0	-53.13	2.0	0	42.13	AV	54	PASS
11G	2412	Ant1	2310.0	-44.03	2.0	0	51.23	PEAK	74	PASS
	2412	Ant1	2310.0	-53.74	2.0	0	41.52	AV	54	PASS
	2412	Ant1	2390.0	-42.40	2.0	0	52.86	PEAK	74	PASS
	2412	Ant1	2390.0	-53.41	2.0	0	41.85	AV	54	PASS
	2462	Ant1	2483.5	-43.36	2.0	0	51.90	PEAK	74	PASS
	2462	Ant1	2483.5	-53.16	2.0	0	42.10	AV	54	PASS
	2462	Ant1	2500.0	-41.86	2.0	0	53.39	PEAK	74	PASS
	2462	Ant1	2500.0	-53.11	2.0	0	42.15	AV	54	PASS
11N20 SISO	2412	Ant1	2310.0	-42.01	2.0	0	53.25	PEAK	74	PASS
	2412	Ant1	2310.0	-53.76	2.0	0	41.50	AV	54	PASS
	2412	Ant1	2390.0	-40.44	2.0	0	54.82	PEAK	74	PASS
	2412	Ant1	2390.0	-53.42	2.0	0	41.84	AV	54	PASS
	2462	Ant1	2483.5	-43.96	2.0	0	51.29	PEAK	74	PASS
	2462	Ant1	2483.5	-53.18	2.0	0	42.08	AV	54	PASS
	2462	Ant1	2500.0	-42.79	2.0	0	52.47	PEAK	74	PASS
	2462	Ant1	2500.0	-53.14	2.0	0	42.12	AV	54	PASS
11N40 SISO	2422	Ant1	2310.0	-43.18	2.0	0	52.07	PEAK	74	PASS
	2422	Ant1	2310.0	-53.76	2.0	0	41.50	AV	54	PASS

	2422	Ant1	2390.0	-43.22	2.0	0	52.04	PEAK	74	PASS
	2422	Ant1	2390.0	-53.42	2.0	0	41.83	AV	54	PASS
	2452	Ant1	2483.5	-43.12	2.0	0	52.14	PEAK	74	PASS
	2452	Ant1	2483.5	-53.22	2.0	0	42.03	AV	54	PASS
	2452	Ant1	2500.0	-43.23	2.0	0	52.03	PEAK	74	PASS
	2452	Ant1	2500.0	-53.13	2.0	0	42.12	AV	54	PASS

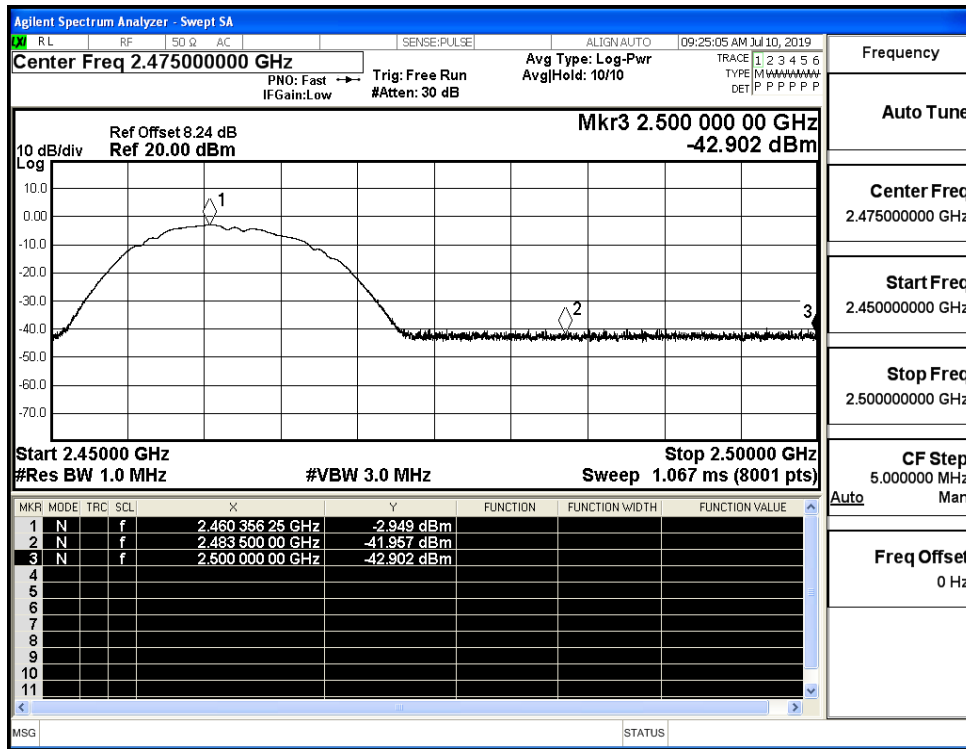
Restrict-band band-edge measurements_11B_2412_Ant1_PEAK



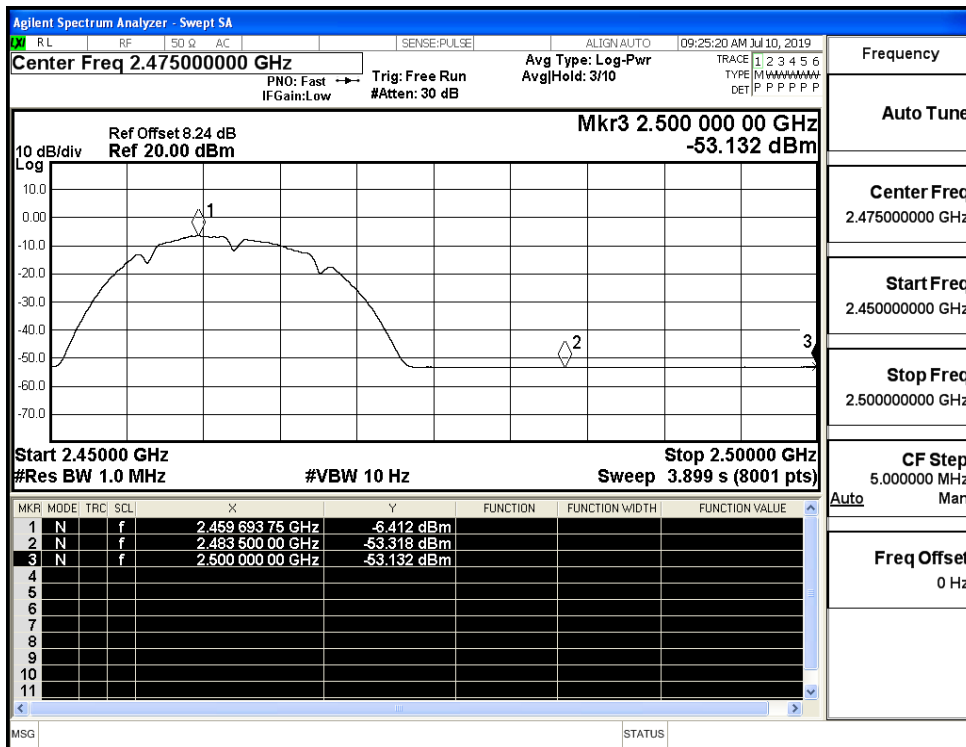
Restrict-band band-edge measurements_11B_2412_Ant1_AV



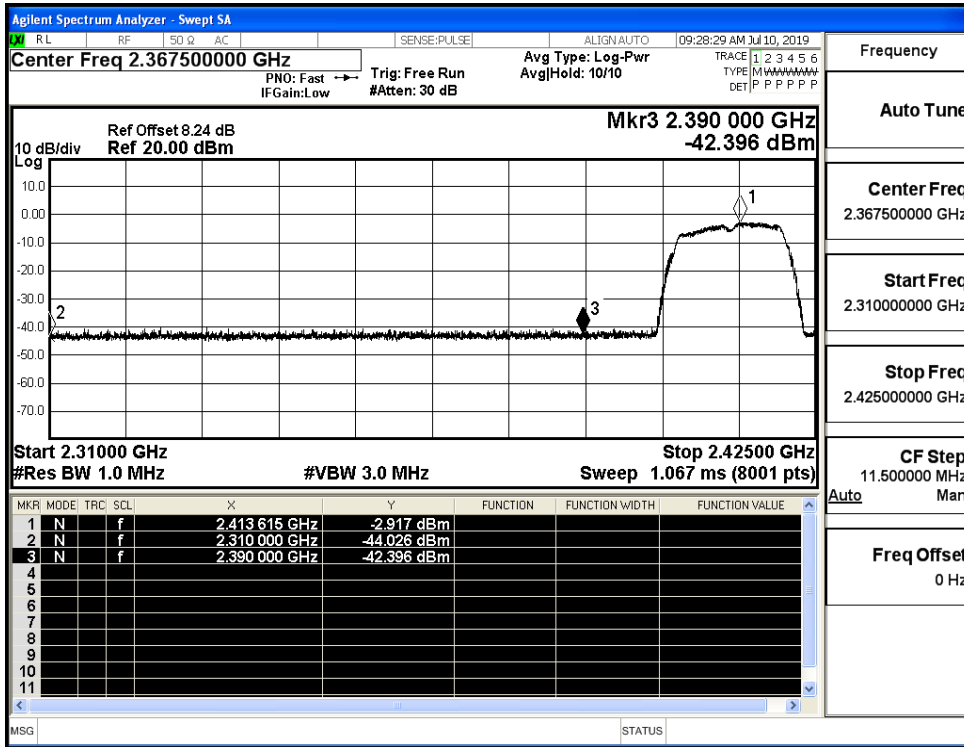
Restrict-band band-edge measurements_11B_2462_Ant1_PEAK



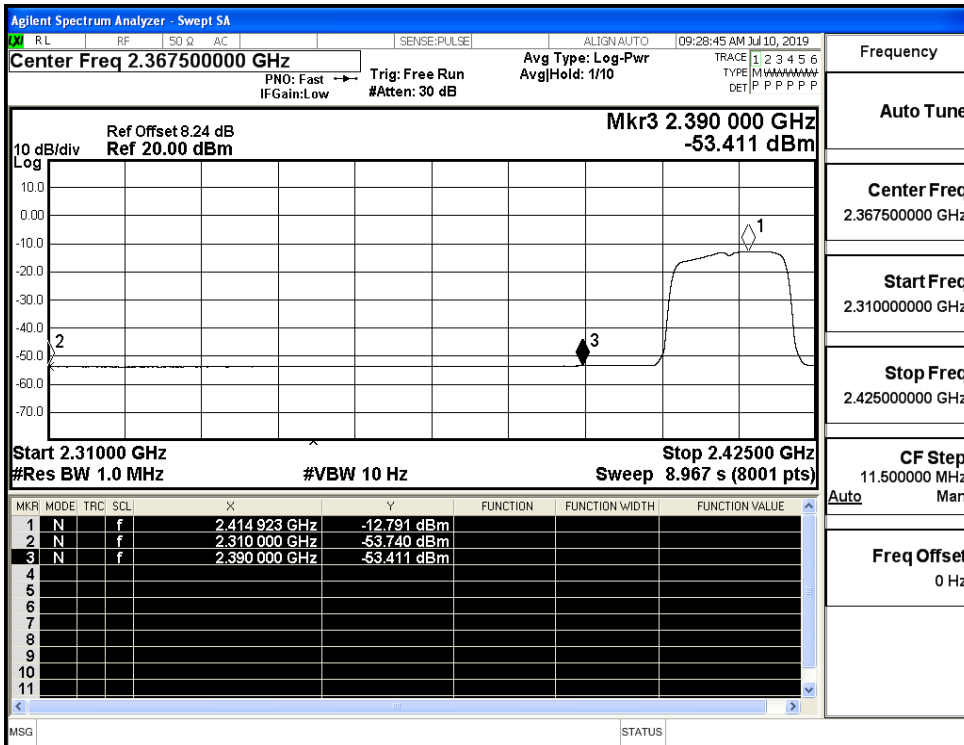
Restrict-band band-edge measurements_11B_2462_Ant1_AV



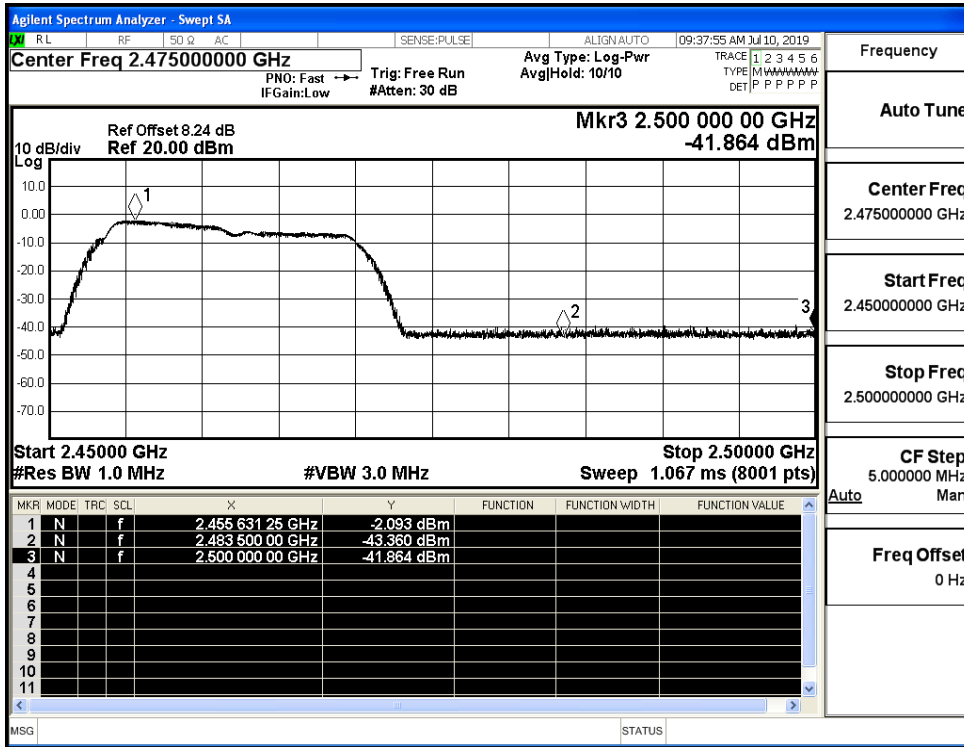
Restrict-band band-edge measurements_11G_2412_Ant1_PEAK



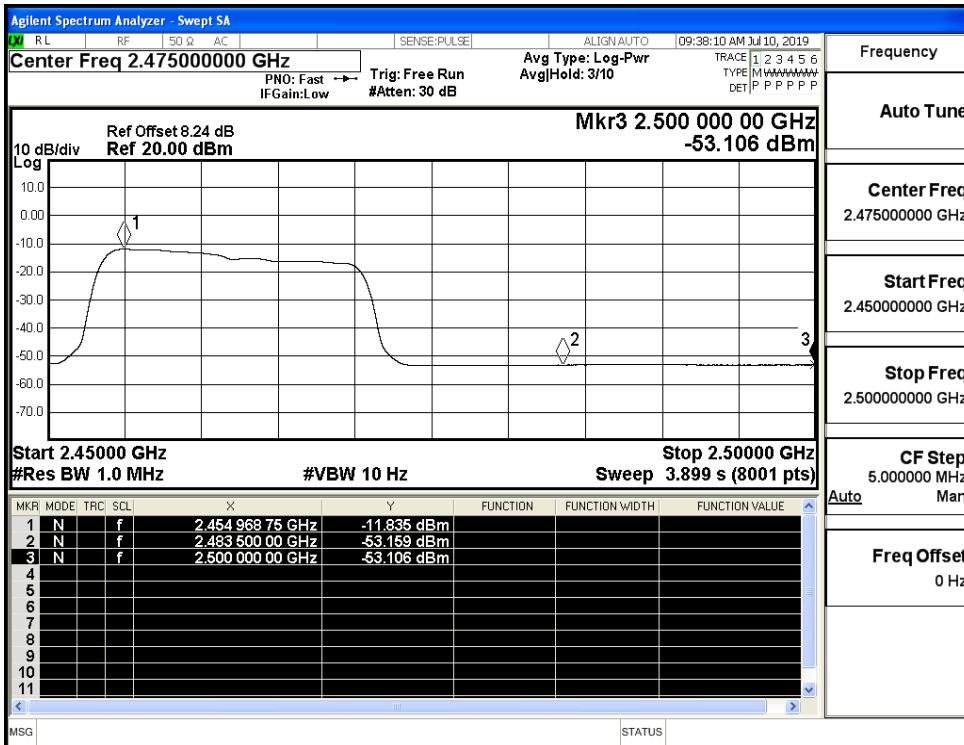
Restrict-band band-edge measurements_11G_2412_Ant1_AV



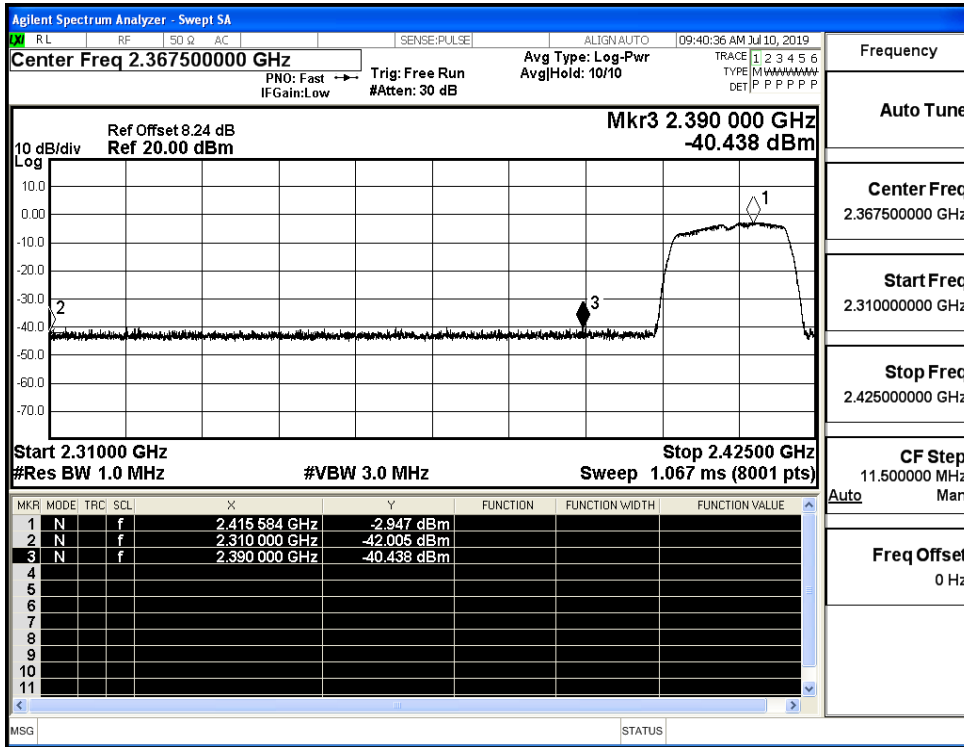
Restrict-band band-edge measurements_11G_2462_Ant1_PEAK



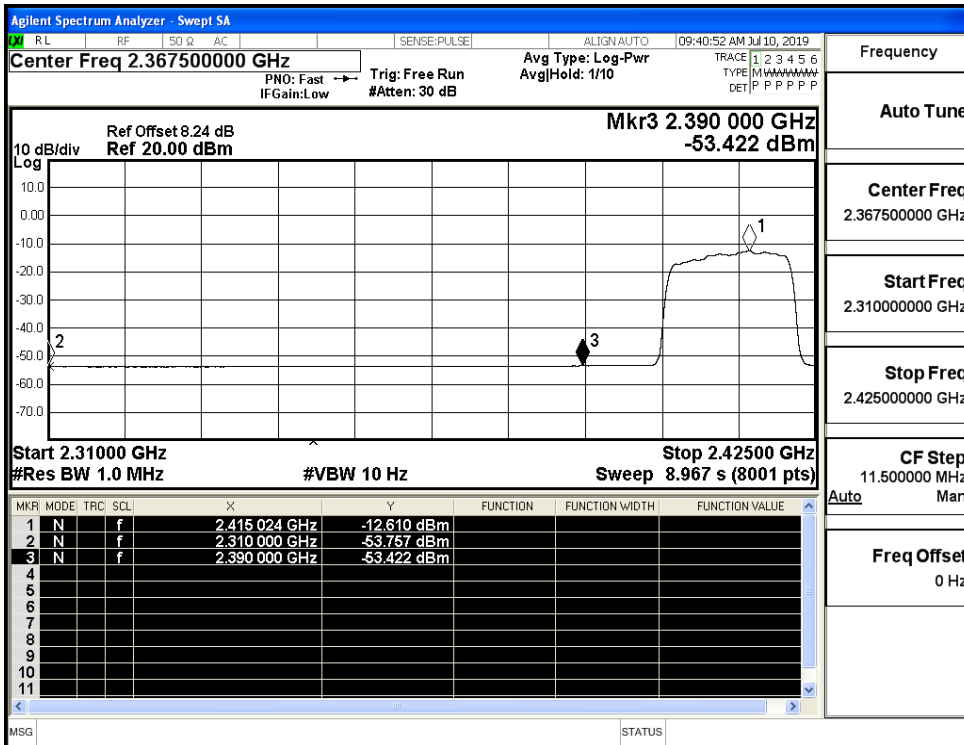
Restrict-band band-edge measurements_11G_2462_Ant1_AV



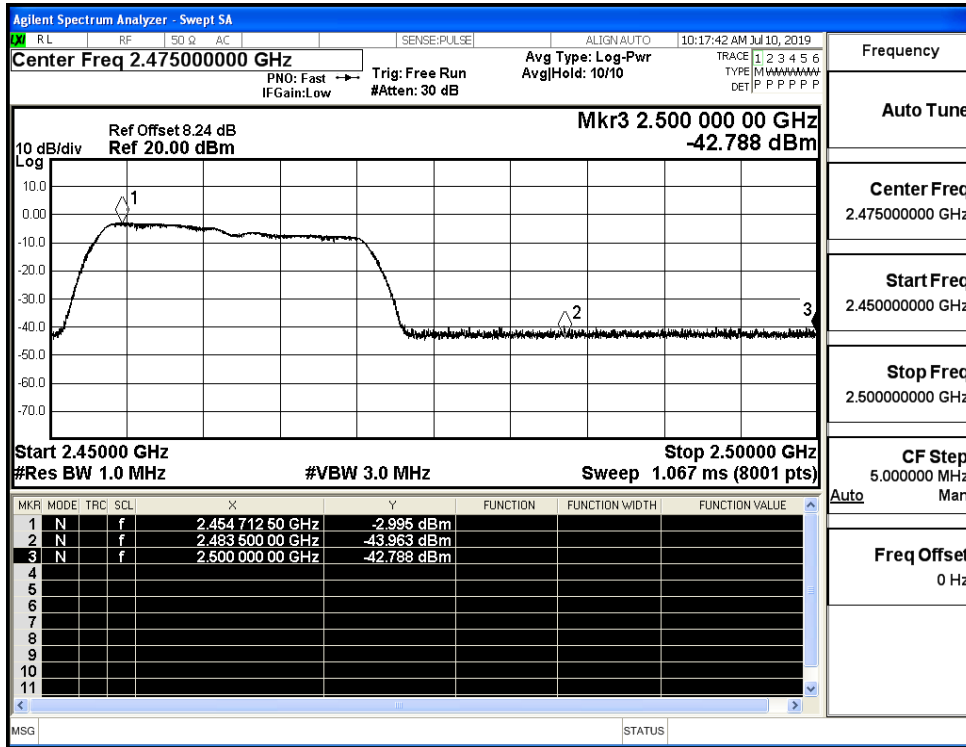
Restrict-band band-edge measurements_11N20SISO_2412_Ant1_PEAK



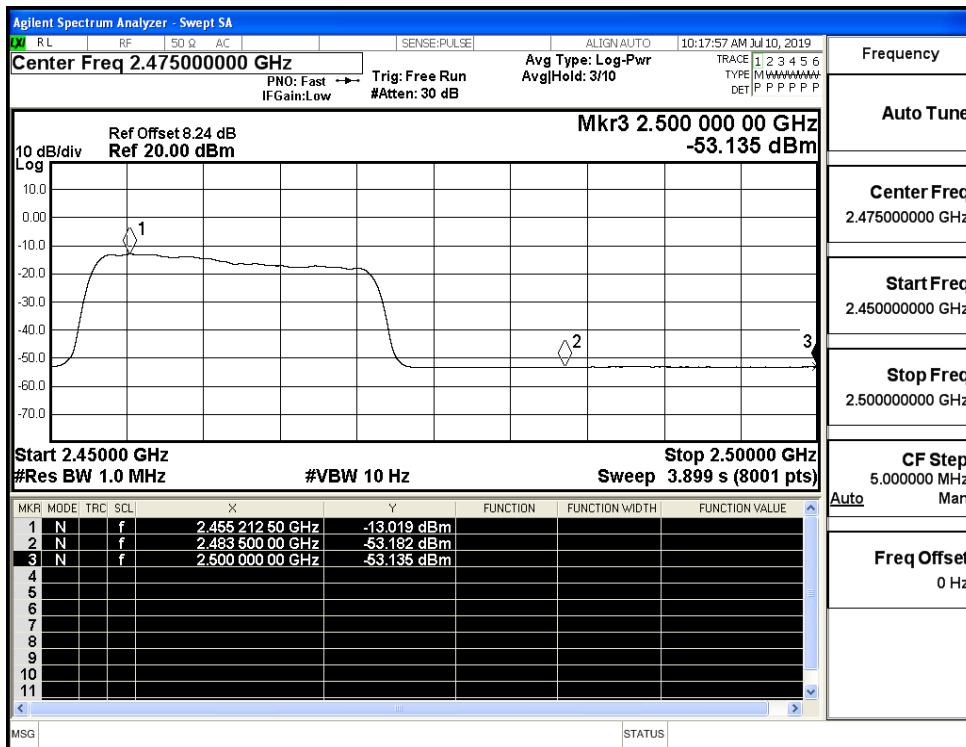
Restrict-band band-edge measurements_11N20SISO_2412_Ant1_AV



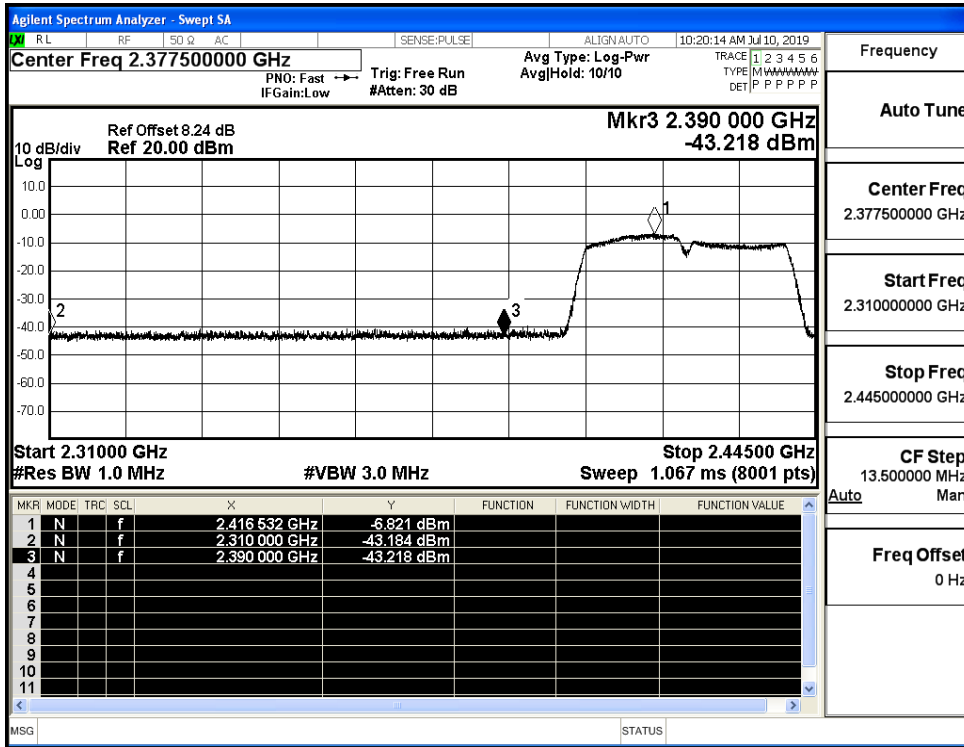
Restrict-band band-edge measurements_11N20SISO_2462_Ant1_PEAK



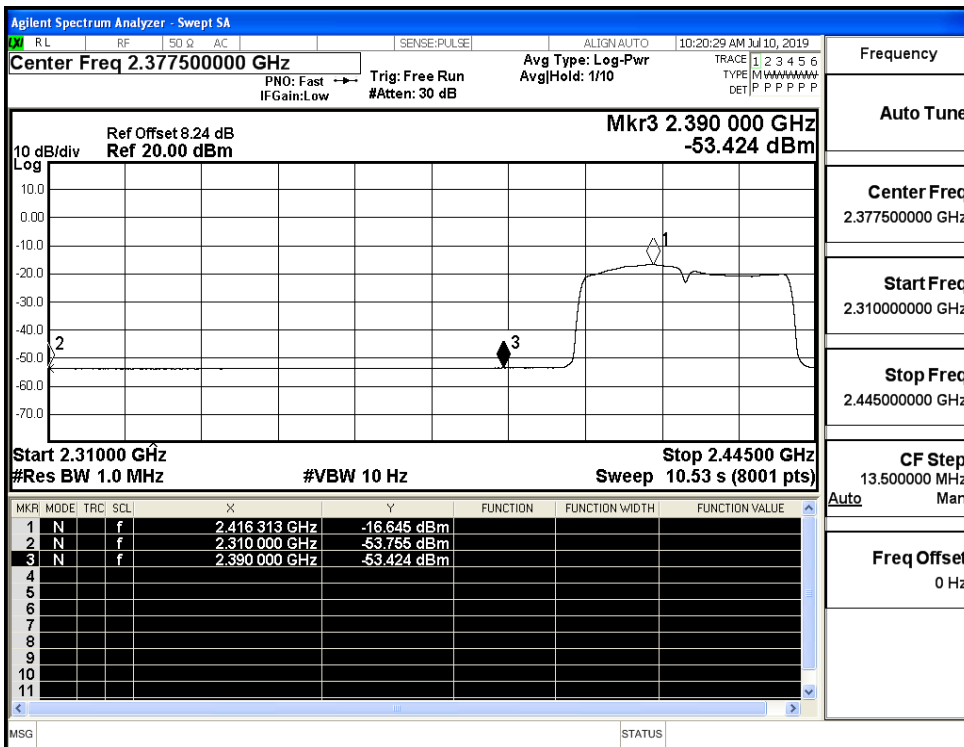
Restrict-band band-edge measurements_11N20SISO_2462_Ant1_AV



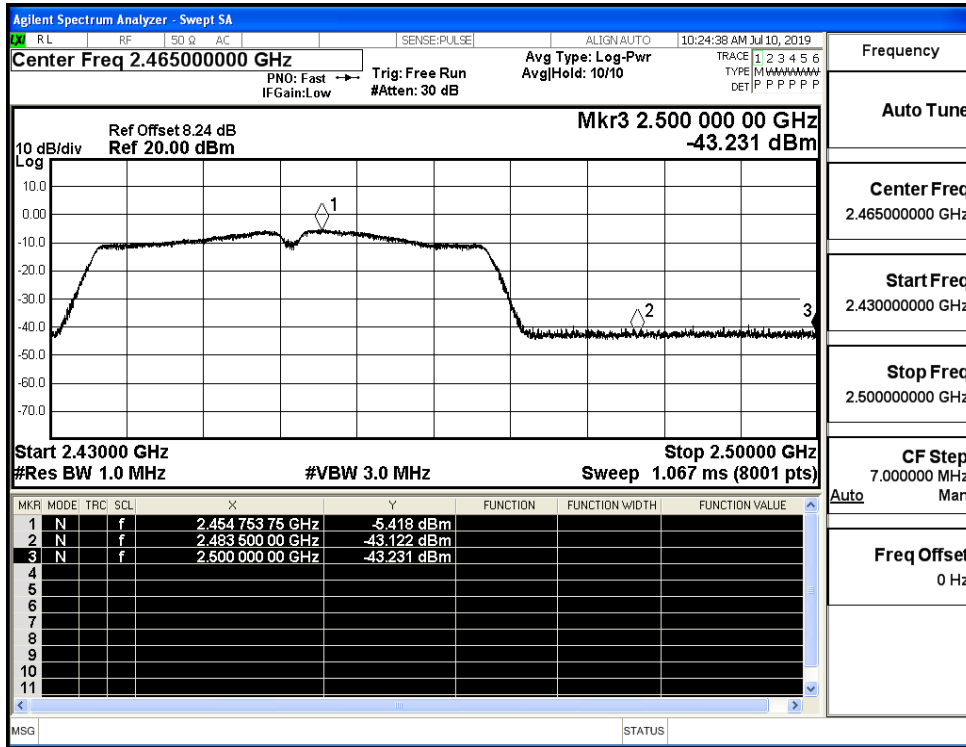
Restrict-band band-edge measurements_11N40SISO_2422_Ant1_PEAK



Restrict-band band-edge measurements_11N40SISO_2422_Ant1_AV



Restrict-band band-edge measurements_11N40SISO_2452_Ant1_PEAK



Restrict-band band-edge measurements_11N40SISO_2452_Ant1_AV

