

Appendix C

RF Test Data for 2.4G WIFI (Conducted Measurement)

Product Name: Tablet PC
Trade Mark: FUSION5
Test Model: FWIN232 Plus

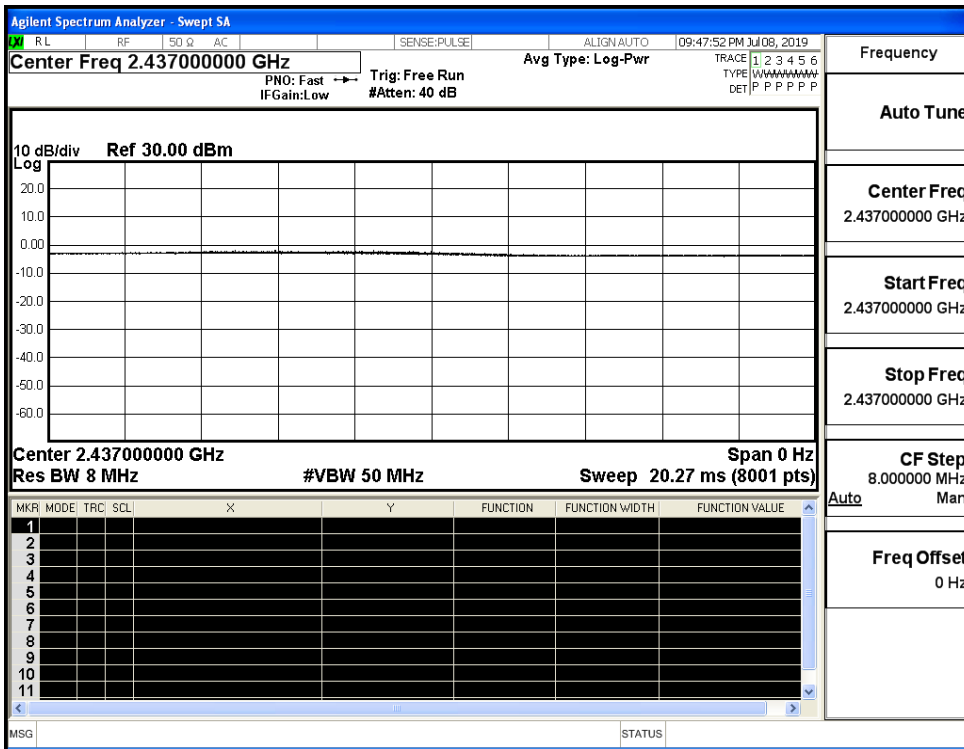
Environmental Conditions

Temperature:	24.3°C
Relative Humidity:	52.8%
ATM Pressure:	100.0 kPa
Test Engineer:	Li Huan
Supervised by:	Wang.Chuang

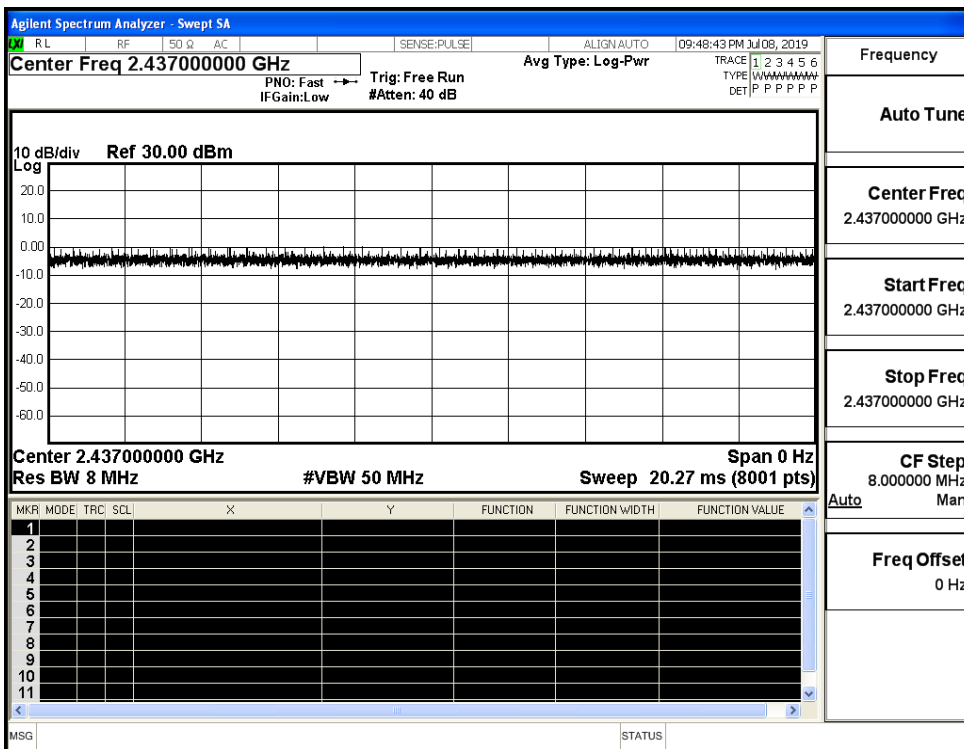
C.1 Duty Cycle

Test Mode	Test Channel	Ant	Duty Cycle[%]	Verdict
11B	2437	Ant1	100	PASS
11G	2437	Ant1	100	PASS
11N20SISO	2437	Ant1	100	PASS
11N40SISO	2437	Ant1	100	PASS

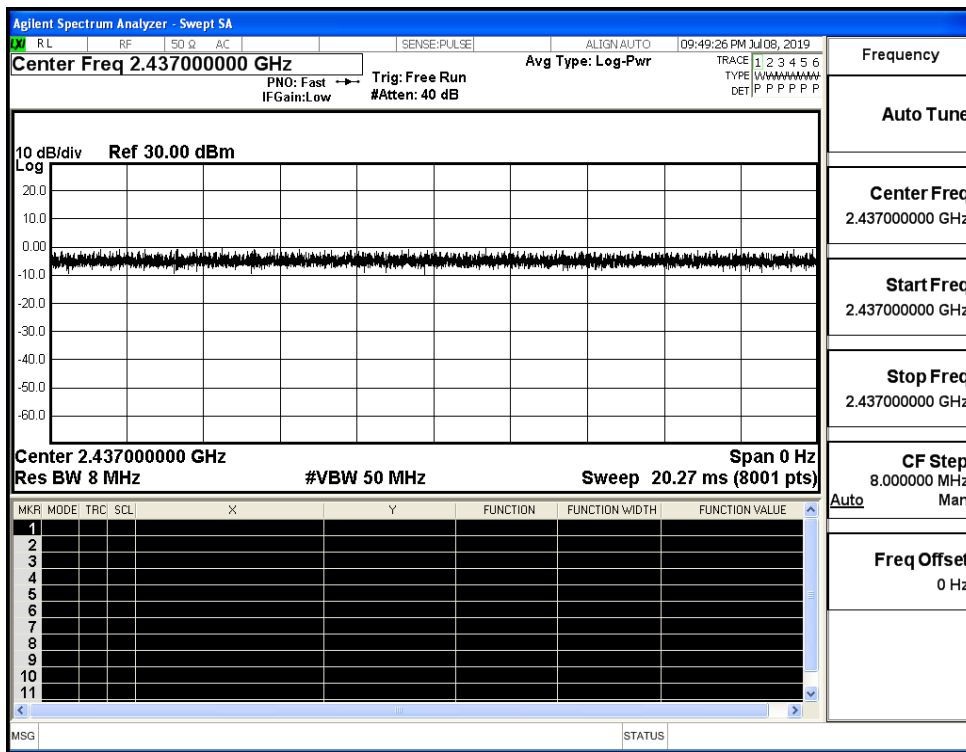
Duty Cycle_11B_2437_Ant1



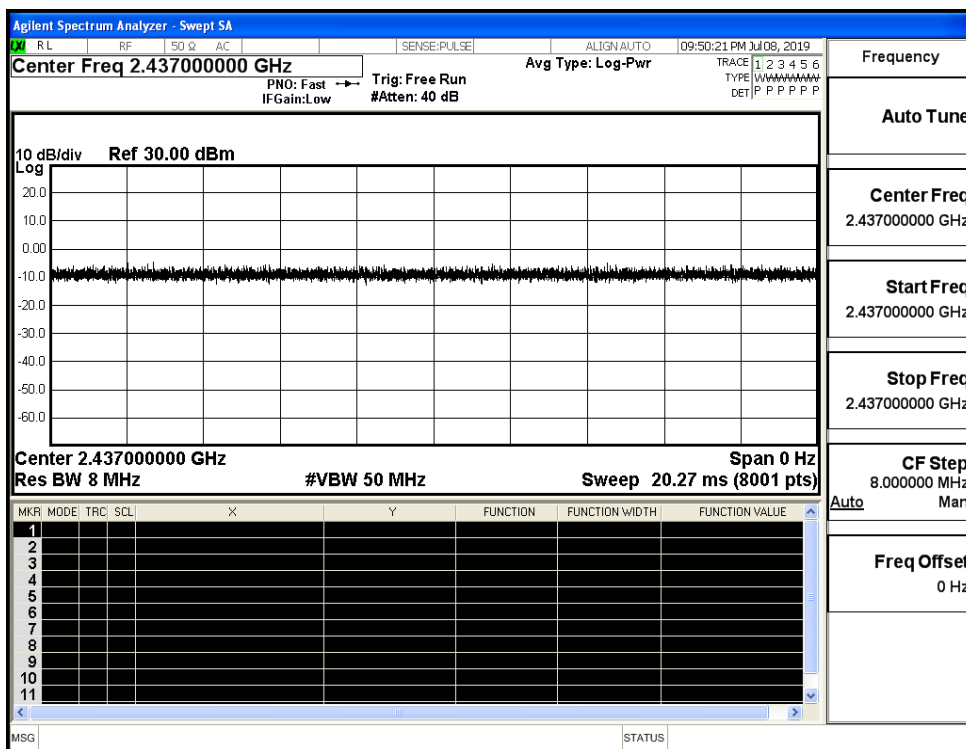
Duty Cycle_11G_2437_Ant1



Duty Cycle_11N20SISO_2437_Ant1

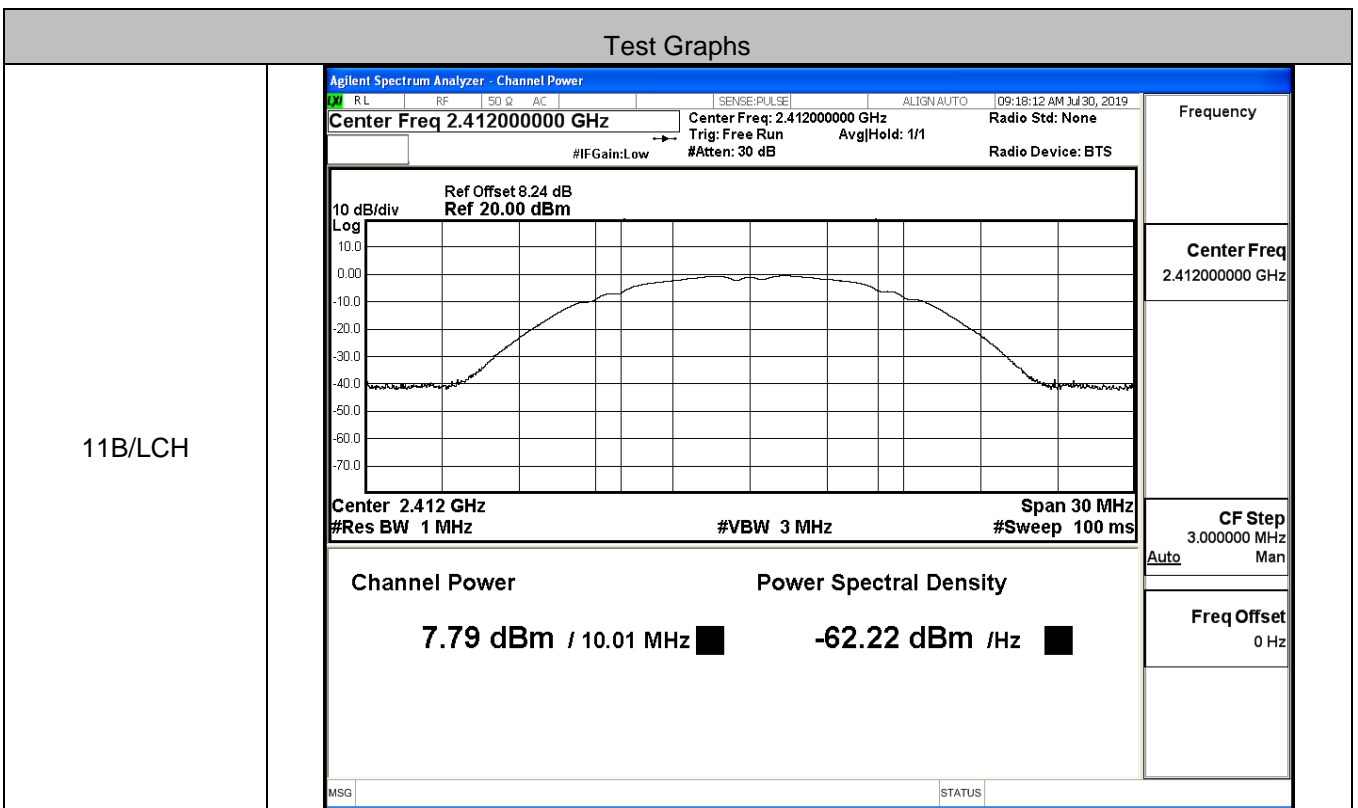


Duty Cycle_11N40SISO_2437_Ant1

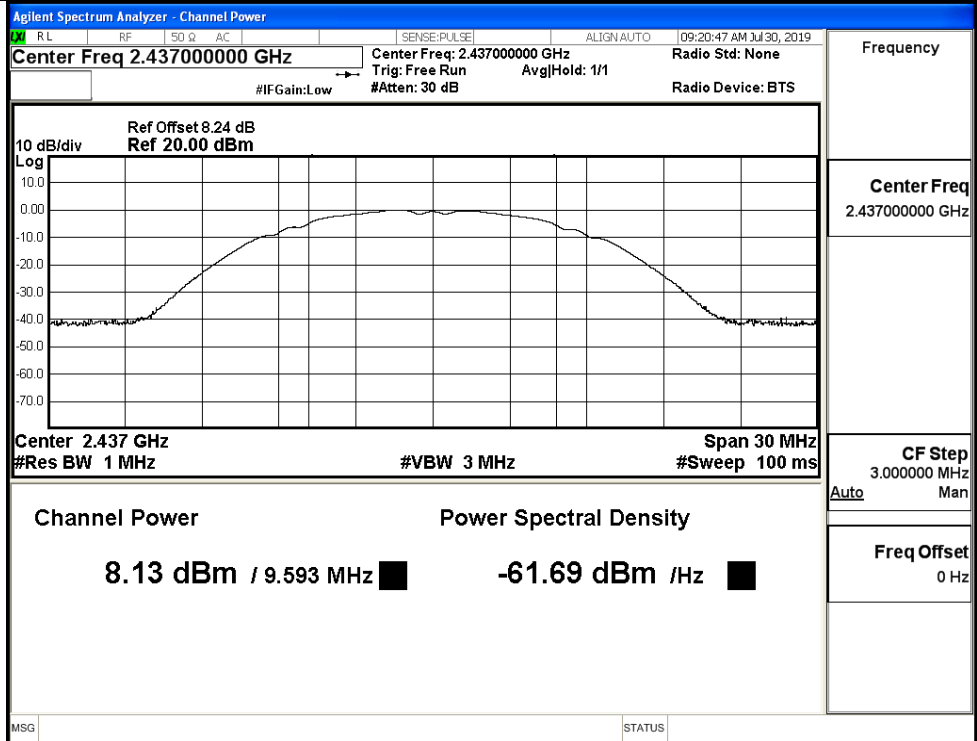


C.2 Maximum Conducted Output Power

Mode	Channel	Meas.Level [dBm]	Limit [dBm]	Verdict
11B	LCH	7.79	30	PASS
	MCH	8.13	30	PASS
	HCH	7.76	30	PASS
11G	LCH	8.53	30	PASS
	MCH	8.38	30	PASS
	HCH	8.52	30	PASS
11N20SISO	LCH	8.59	30	PASS
	MCH	8.55	30	PASS
	HCH	8.63	30	PASS
11N40SISO	LCH	8.68	30	PASS
	MCH	7.81	30	PASS
	HCH	7.55	30	PASS

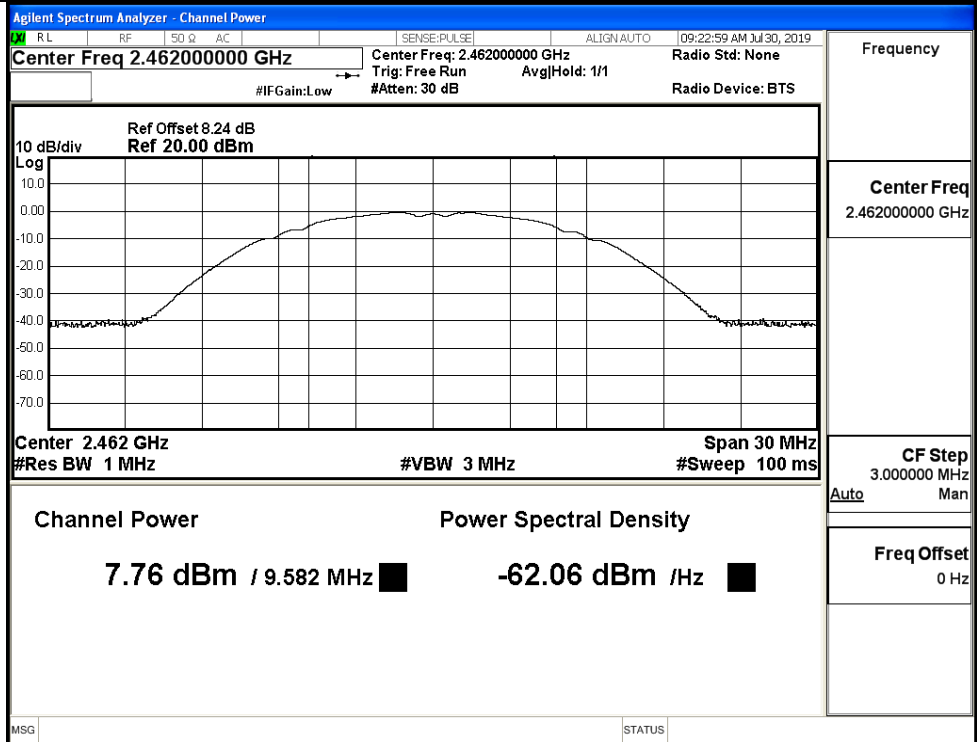


11B/MCH



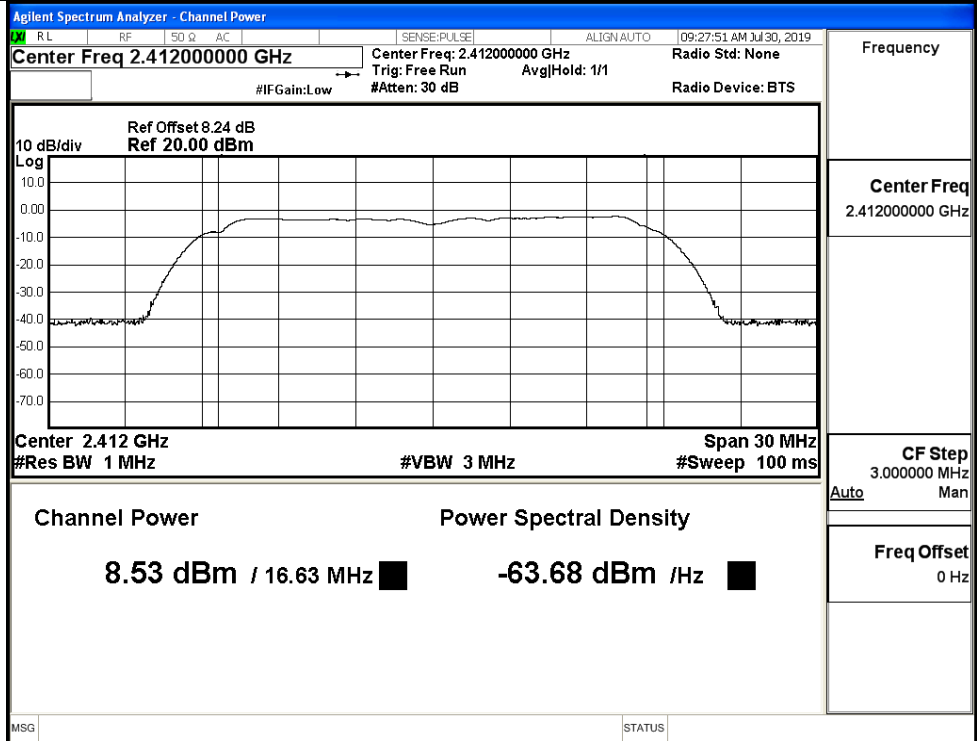
Frequency	2.43700000 GHz
Center Freq	2.43700000 GHz
CF Step	3.000000 MHz Auto Man
Freq Offset	0 Hz

11B/HCH



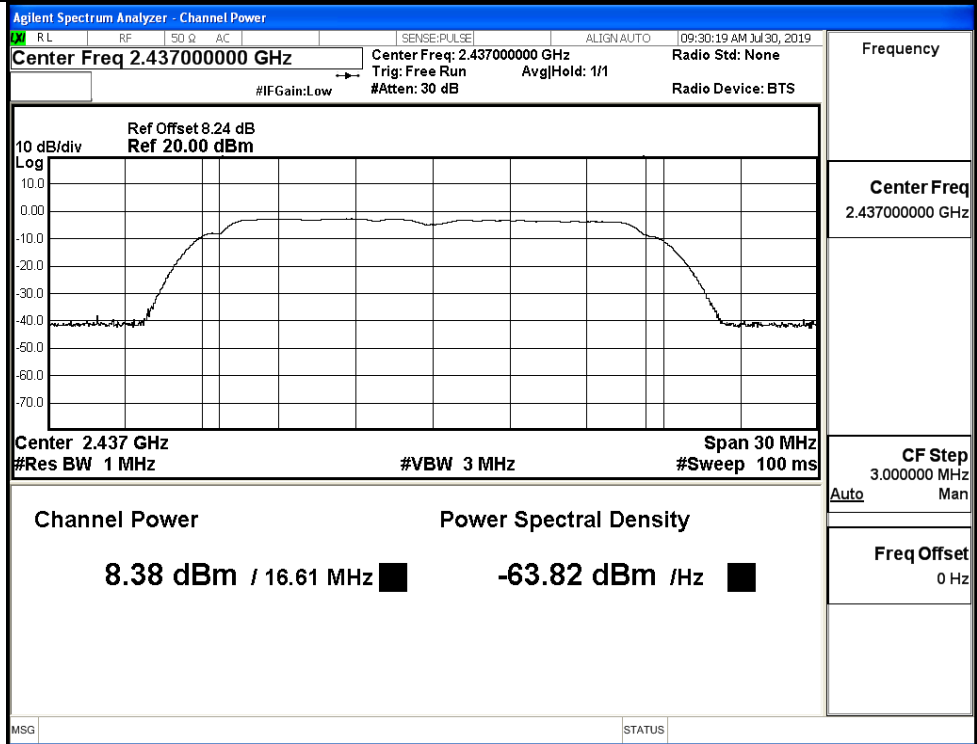
Frequency	2.46200000 GHz
Center Freq	2.46200000 GHz
CF Step	3.000000 MHz Auto Man
Freq Offset	0 Hz

11G/LCH



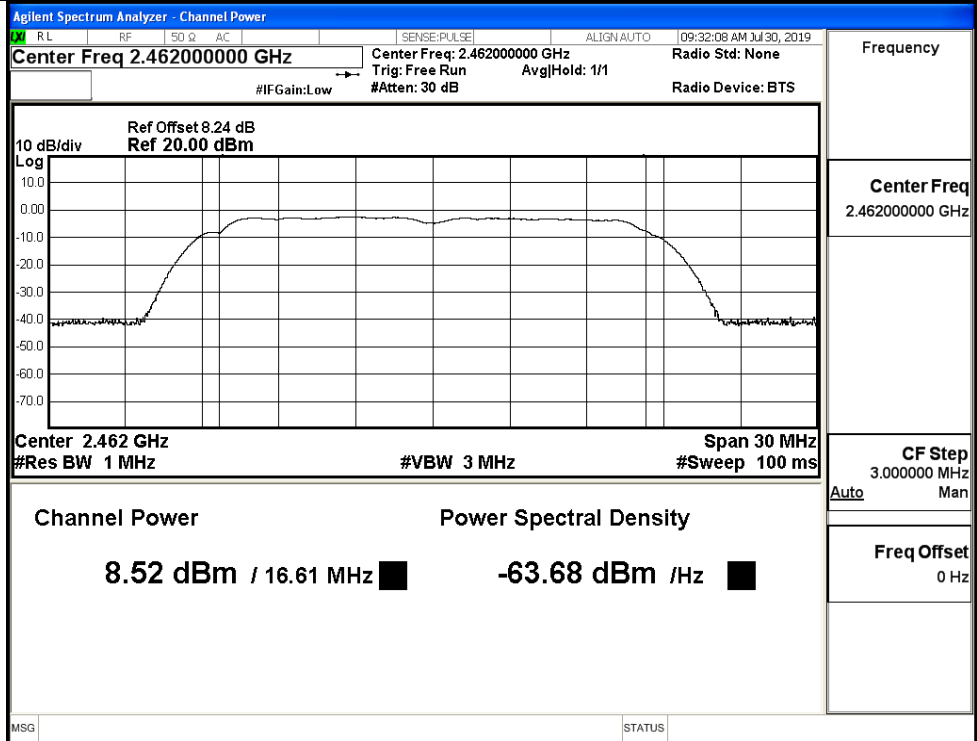
Frequency	2.41200000 GHz
Center Freq	2.41200000 GHz
CF Step	3.000000 MHz
Auto	Man
Freq Offset	0 Hz

11G/MCH



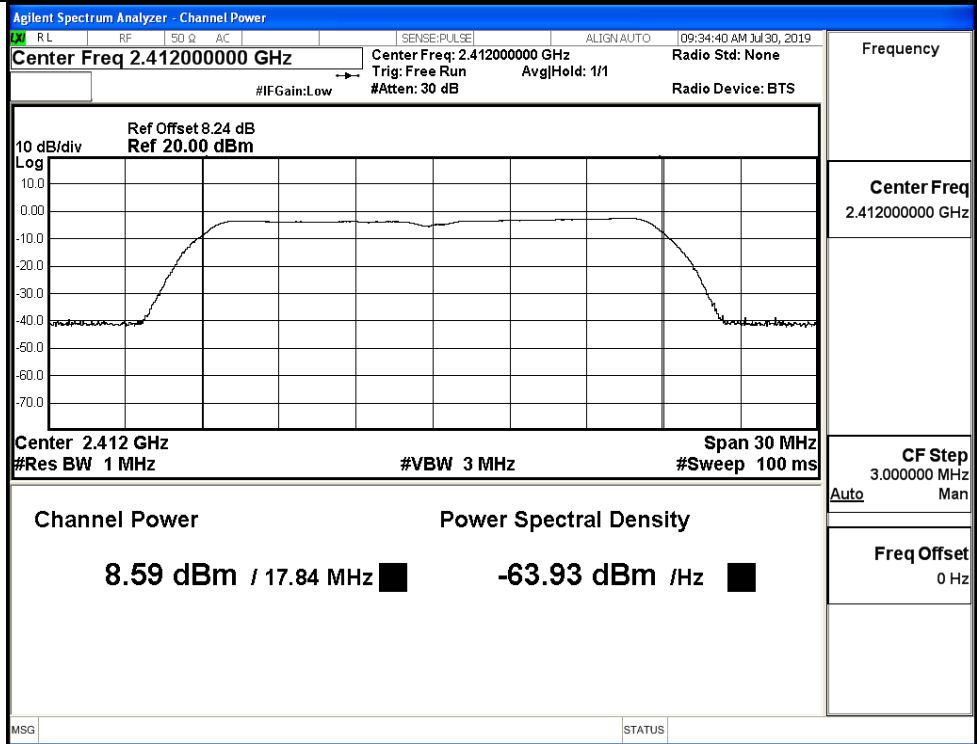
Frequency	2.43700000 GHz
Center Freq	2.43700000 GHz
CF Step	3.000000 MHz
Auto	Man
Freq Offset	0 Hz

11G/HCH



Frequency	2.46200000 GHz
Center Freq	2.46200000 GHz
CF Step	3.000000 MHz Auto Man
Freq Offset	0 Hz

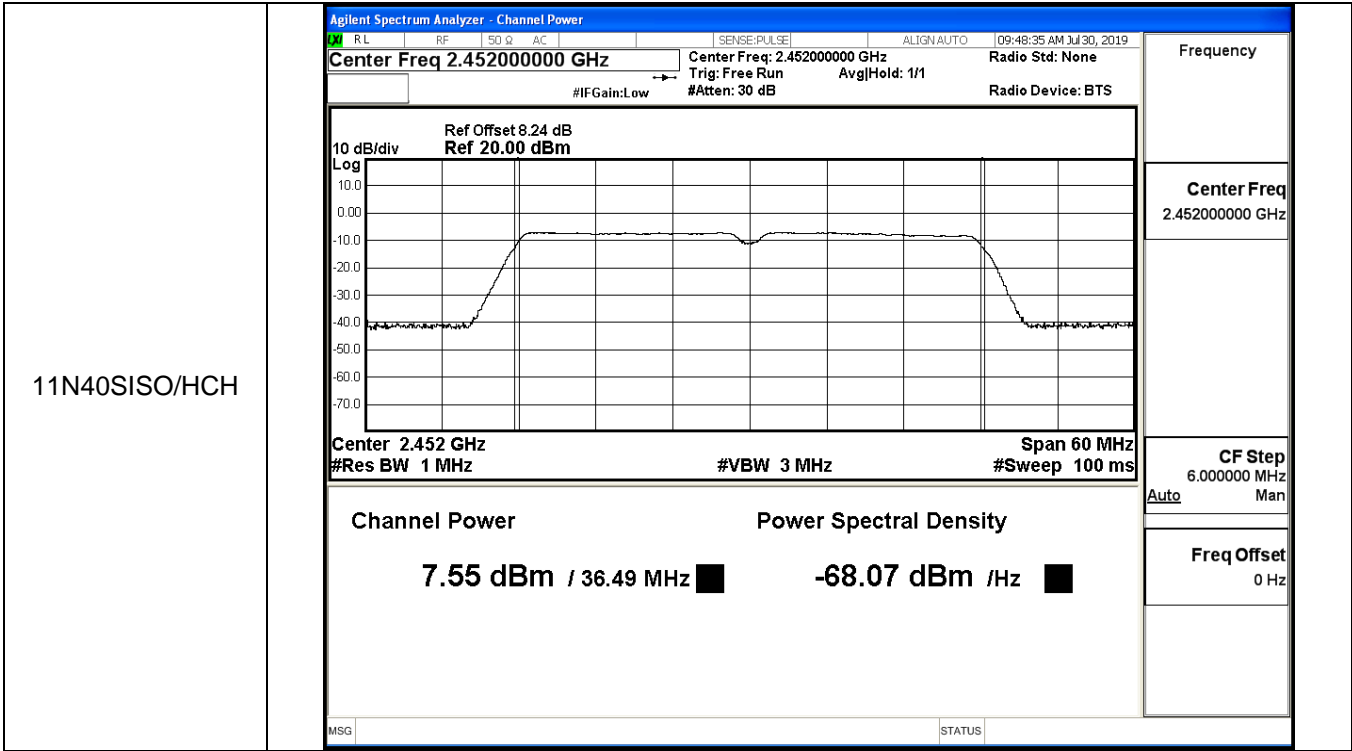
11N20SISO/LCH



Frequency	2.41200000 GHz
Center Freq	2.41200000 GHz
CF Step	3.000000 MHz Auto Man
Freq Offset	0 Hz

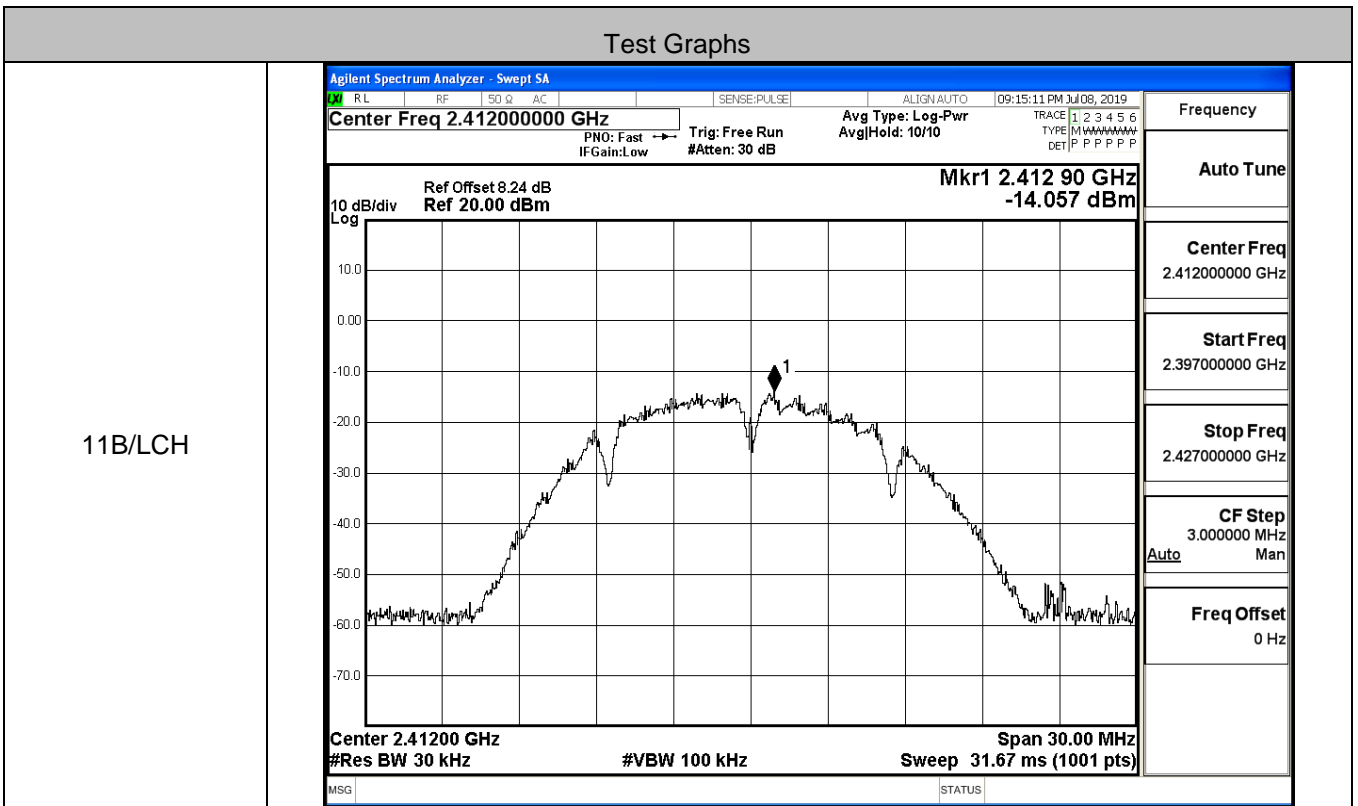
<p>11N20SISO/MCH</p>	<p>Agilent Spectrum Analyzer - Channel Power</p> <p>Center Freq 2.43700000 GHz</p> <p>Channel Power: 8.55 dBm / 17.74 MHz</p> <p>Power Spectral Density: -63.94 dBm /Hz</p>	<p>Frequency</p> <p>Center Freq 2.43700000 GHz</p> <p>CF Step 3.000000 MHz</p> <p>Freq Offset 0 Hz</p>
<p>11N20SISO/HCH</p>	<p>Agilent Spectrum Analyzer - Channel Power</p> <p>Center Freq 2.46200000 GHz</p> <p>Channel Power: 8.63 dBm / 17.79 MHz</p> <p>Power Spectral Density: -63.87 dBm /Hz</p>	<p>Frequency</p> <p>Center Freq 2.46200000 GHz</p> <p>CF Step 3.000000 MHz</p> <p>Freq Offset 0 Hz</p>

<p>11N40SISO/LCH</p>	<p>Agilent Spectrum Analyzer - Channel Power</p> <p>Center Freq 2.422000000 GHz Center Freq: 2.422000000 GHz Radio Std: None Trig: Free Run Avg Hold: 1/1 #IFGain:Low #Atten: 30 dB Radio Device: BTS</p> <p>10 dB/div Ref Offset 8.24 dB Ref 20.00 dBm</p> <p>Center 2.422 GHz Span 60 MHz #Res BW 1 MHz #VBW 3 MHz #Sweep 100 ms</p> <p>Channel Power 8.68 dBm / 36.44 MHz Power Spectral Density -66.94 dBm /Hz</p> <p>MSG STATUS</p>	<p>Frequency</p> <p>Center Freq 2.422000000 GHz</p> <p>CF Step 6.000000 MHz Auto Man</p> <p>Freq Offset 0 Hz</p>
<p>11N40SISO/MCH</p>	<p>Agilent Spectrum Analyzer - Channel Power</p> <p>Center Freq 2.437000000 GHz Center Freq: 2.437000000 GHz Radio Std: None Trig: Free Run Avg Hold: 1/1 #IFGain:Low #Atten: 30 dB Radio Device: BTS</p> <p>10 dB/div Ref Offset 8.24 dB Ref 20.00 dBm</p> <p>Center 2.437 GHz Span 60 MHz #Res BW 1 MHz #VBW 3 MHz #Sweep 100 ms</p> <p>Channel Power 7.81 dBm / 36.46 MHz Power Spectral Density -67.81 dBm /Hz</p> <p>MSG STATUS</p>	<p>Frequency</p> <p>Center Freq 2.437000000 GHz</p> <p>CF Step 6.000000 MHz Auto Man</p> <p>Freq Offset 0 Hz</p>

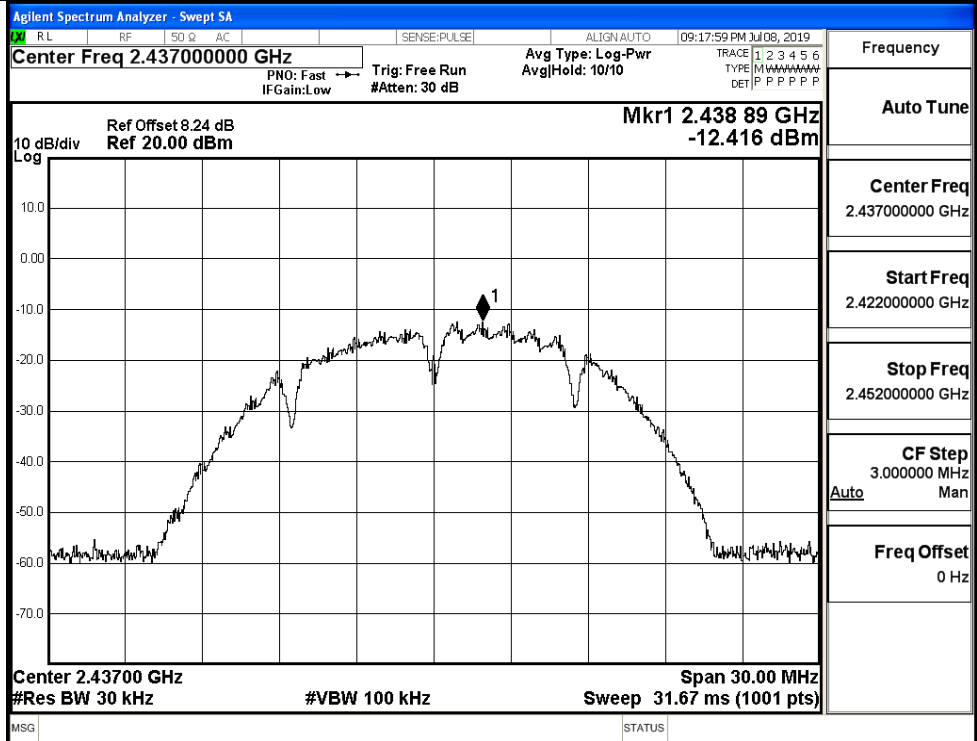


C.3 Maximum Power Spectral Density

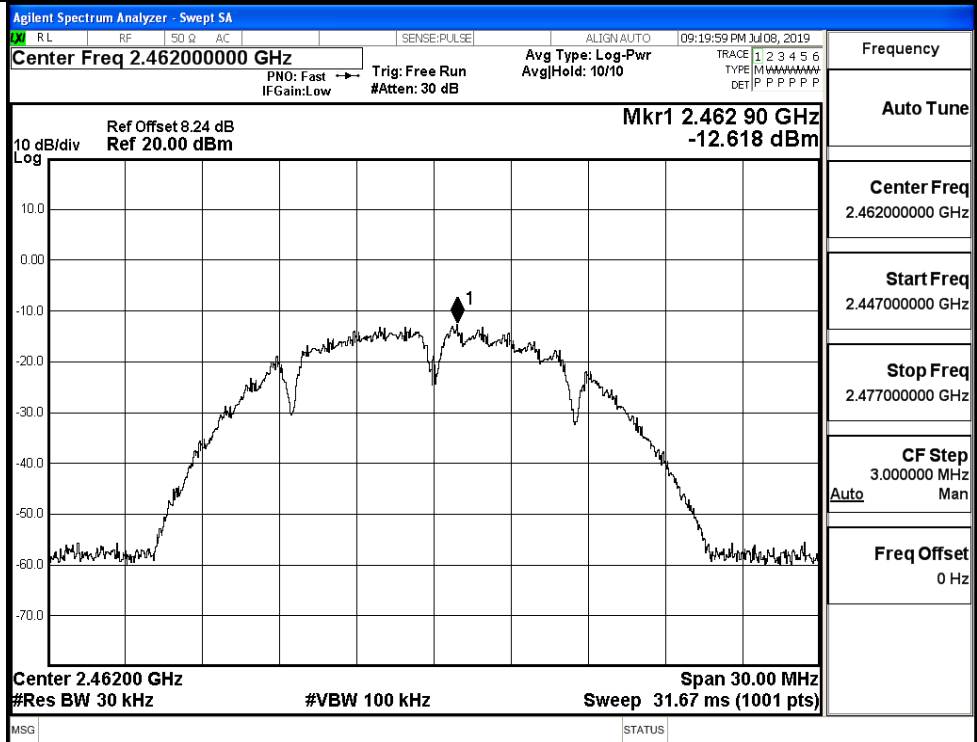
Mode	Channel	Meas.Level [dBm/30KHz]	Limit [dBm/3KHz]	Verdict
11B	LCH	-14.057	8	PASS
	MCH	-12.416	8	PASS
	HCH	-12.618	8	PASS
11G	LCH	-15.278	8	PASS
	MCH	-13.470	8	PASS
	HCH	-14.528	8	PASS
11N20SISO	LCH	-16.195	8	PASS
	MCH	-13.854	8	PASS
	HCH	-14.950	8	PASS
11N40SISO	LCH	-18.953	8	PASS
	MCH	-16.508	8	PASS
	HCH	-16.807	8	PASS



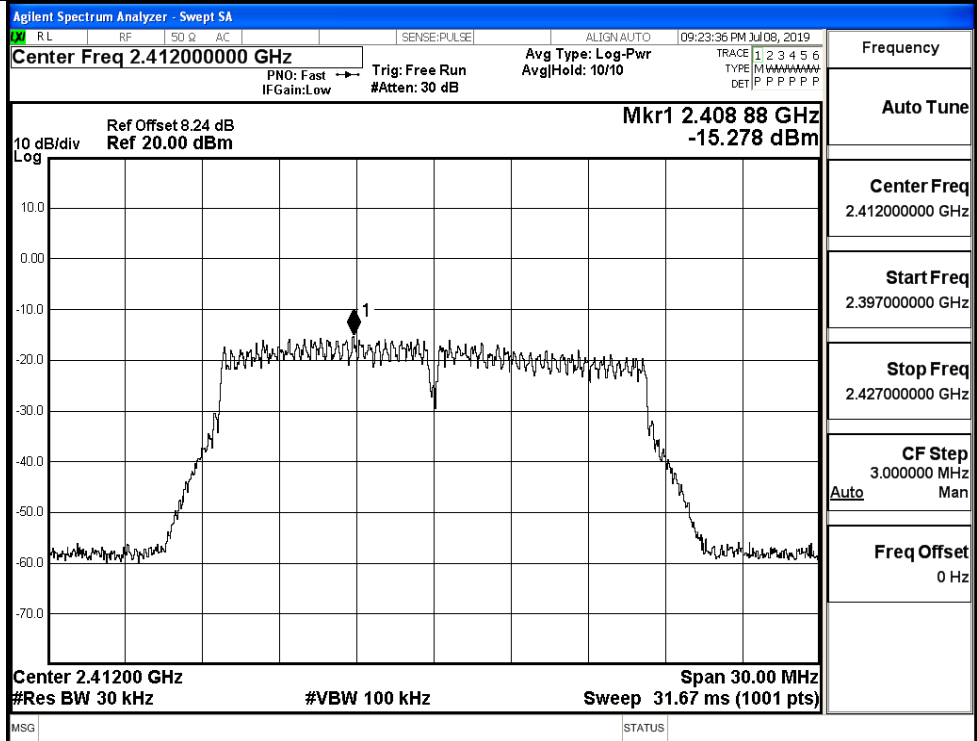
11B/MCH



11B/HCH

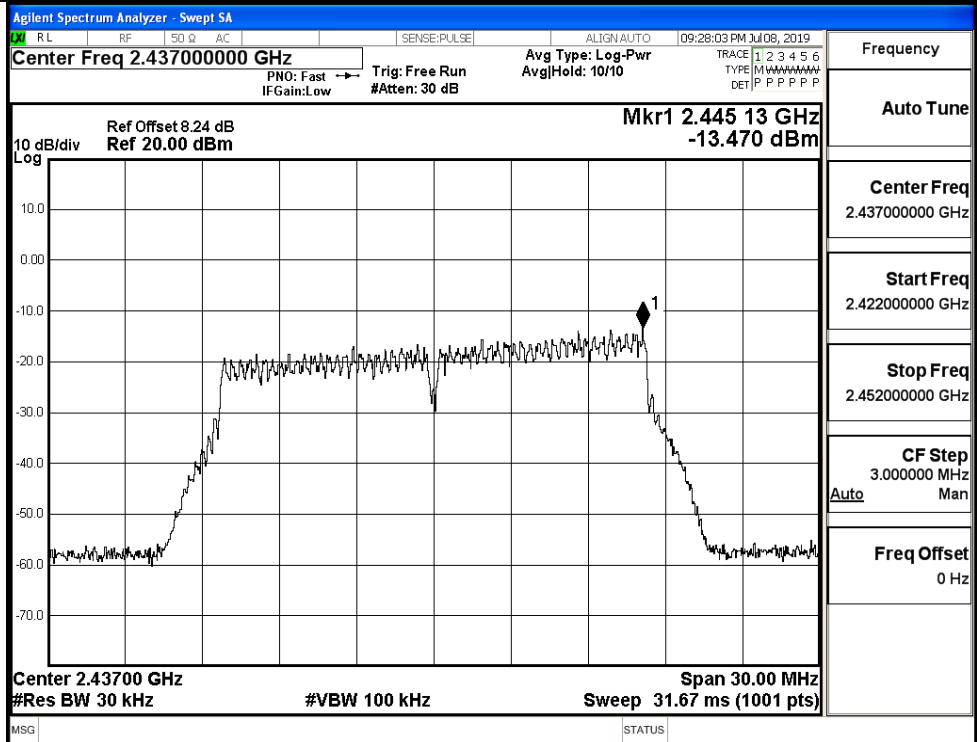


11G/LCH



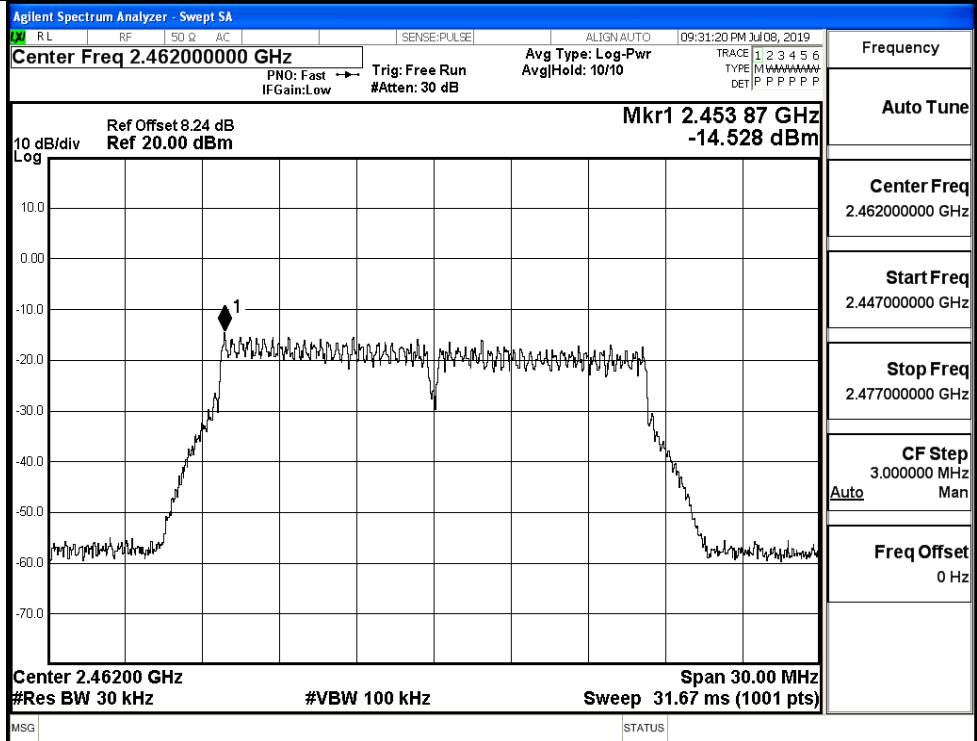
Frequency
Auto Tune
Center Freq 2.41200000 GHz
Start Freq 2.397000000 GHz
Stop Freq 2.427000000 GHz
CF Step 3.000000 MHz Auto Man
Freq Offset 0 Hz

11G/MCH

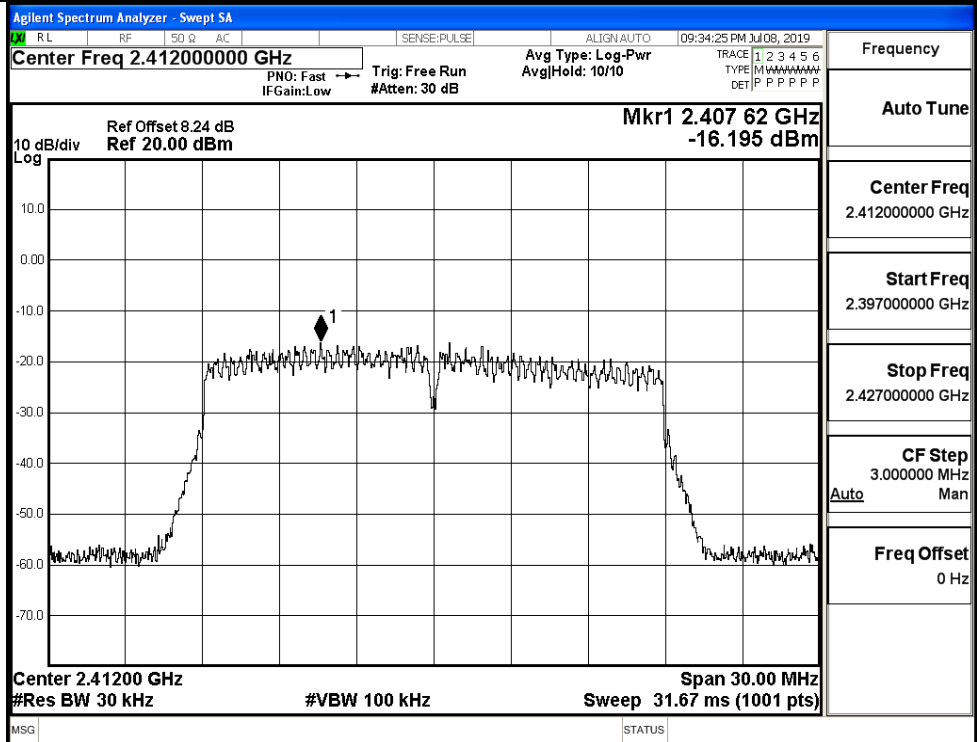


Frequency
Auto Tune
Center Freq 2.437000000 GHz
Start Freq 2.422000000 GHz
Stop Freq 2.452000000 GHz
CF Step 3.000000 MHz Auto Man
Freq Offset 0 Hz

11G/HCH

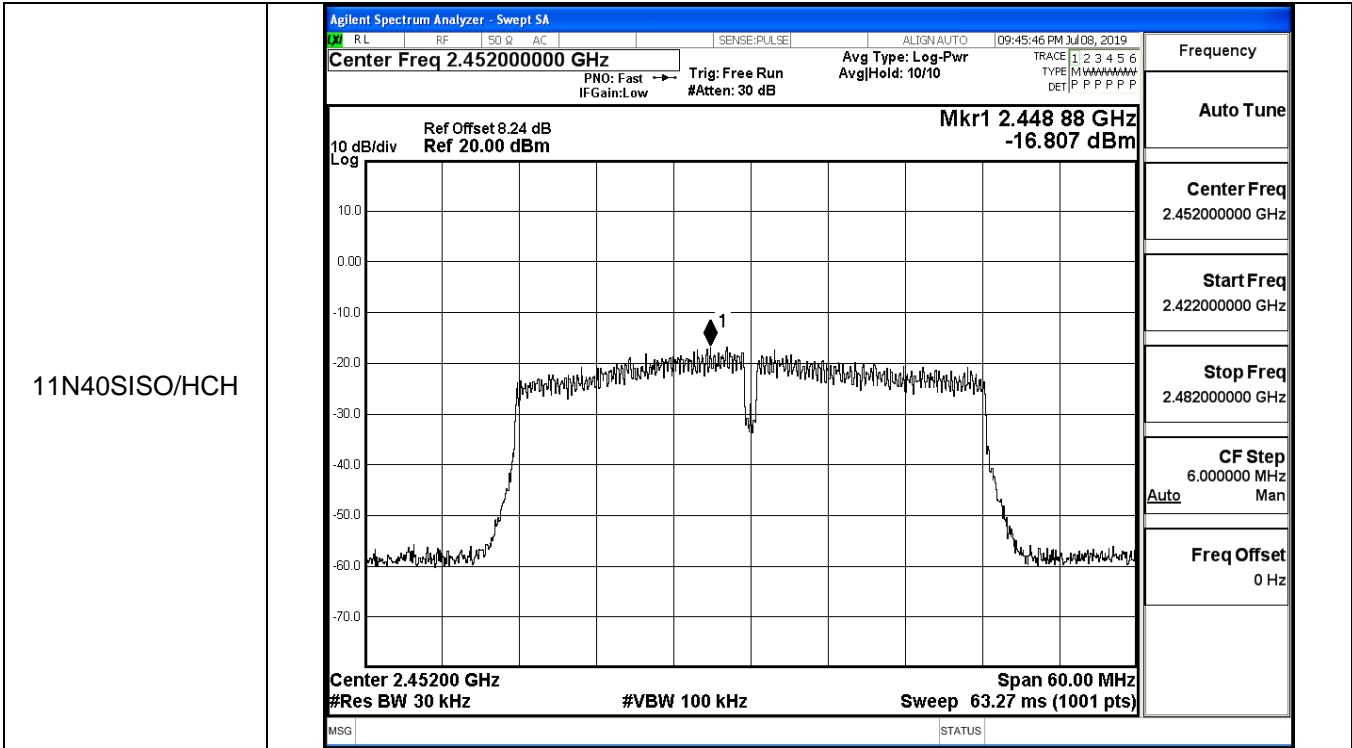


11N20SISO/LCH



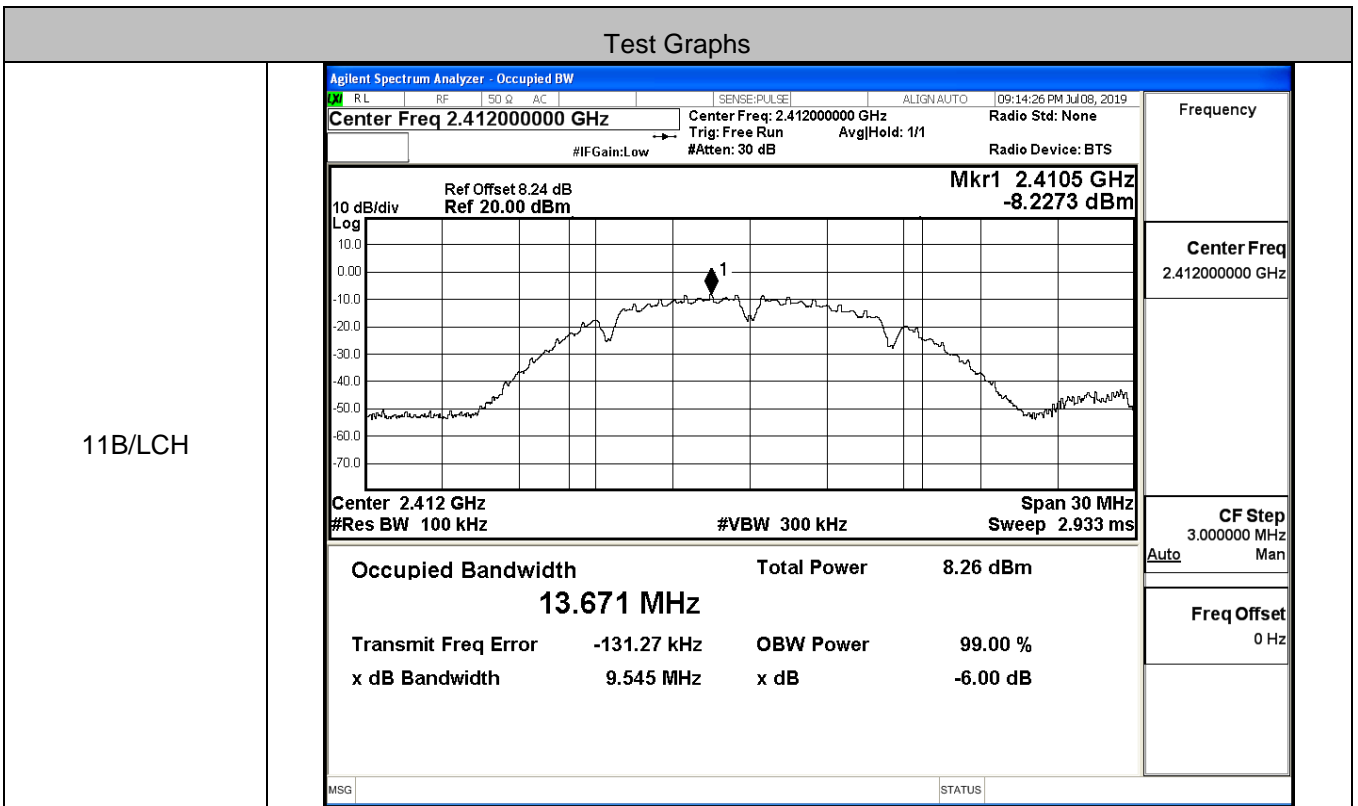
<p>11N20SISO/MCH</p>	<p>Agilent Spectrum Analyzer - Swept SA</p> <p>Center Freq 2.43700000 GHz</p> <p>Ref Offset 8.24 dB Ref 20.00 dBm</p> <p>Mkr1 2.44450 GHz -13.854 dBm</p> <p>10 dB/div Log</p> <p>Center 2.43700 GHz #Res BW 30 kHz #VBW 100 kHz Sweep 31.67 ms (1001 pts)</p> <p>Span 30.00 MHz</p>	<p>Frequency</p> <p>Auto Tune</p> <p>Center Freq 2.43700000 GHz</p> <p>Start Freq 2.42200000 GHz</p> <p>Stop Freq 2.45200000 GHz</p> <p>CF Step 3.000000 MHz Auto Man</p> <p>Freq Offset 0 Hz</p>
<p>11N20SISO/HCH</p>	<p>Agilent Spectrum Analyzer - Swept SA</p> <p>Center Freq 2.46200000 GHz</p> <p>Ref Offset 8.24 dB Ref 20.00 dBm</p> <p>Mkr1 2.45387 GHz -14.950 dBm</p> <p>10 dB/div Log</p> <p>Center 2.46200 GHz #Res BW 30 kHz #VBW 100 kHz Sweep 31.67 ms (1001 pts)</p> <p>Span 30.00 MHz</p>	<p>Frequency</p> <p>Auto Tune</p> <p>Center Freq 2.46200000 GHz</p> <p>Start Freq 2.44700000 GHz</p> <p>Stop Freq 2.47700000 GHz</p> <p>CF Step 3.000000 MHz Auto Man</p> <p>Freq Offset 0 Hz</p>

<p>11N40SISO/LCH</p>		<p>Frequency</p> <p>Auto Tune</p> <p>Center Freq 2.422000000 GHz</p> <p>Start Freq 2.392000000 GHz</p> <p>Stop Freq 2.452000000 GHz</p> <p>CF Step 6.000000 MHz Auto Man</p> <p>Freq Offset 0 Hz</p>
<p>11N40SISO/MCH</p>		<p>Frequency</p> <p>Auto Tune</p> <p>Center Freq 2.437000000 GHz</p> <p>Start Freq 2.407000000 GHz</p> <p>Stop Freq 2.467000000 GHz</p> <p>CF Step 6.000000 MHz Auto Man</p> <p>Freq Offset 0 Hz</p>

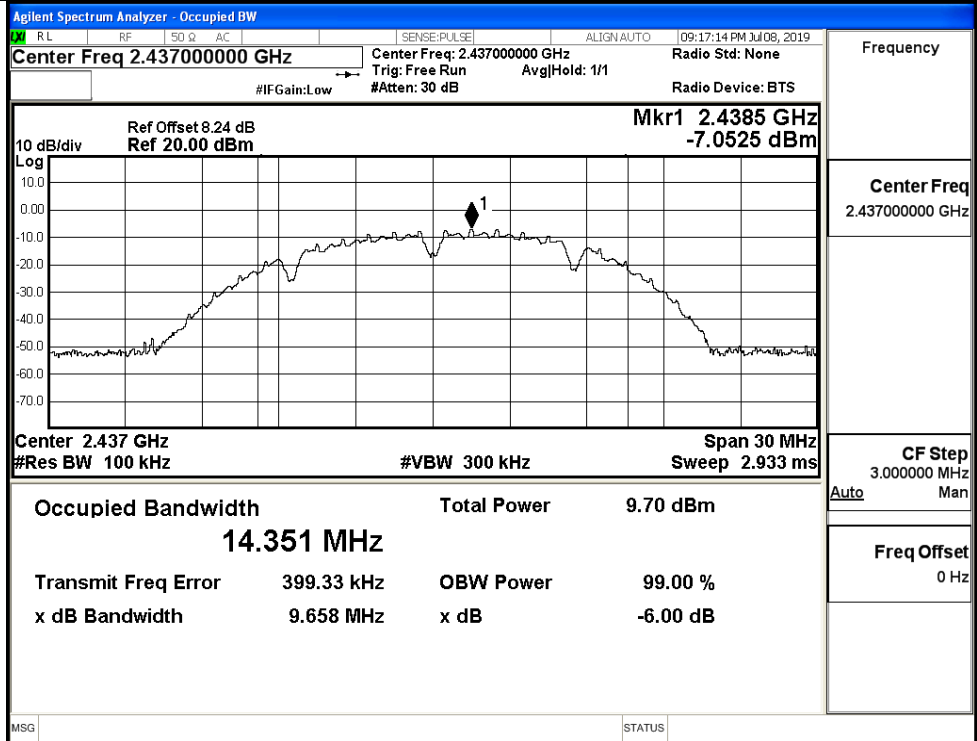


C.4 6dB Bandwidth

Mode	Channel	6dB Bandwidth [MHz]	Limit [MHz]	Verdict
11B	LCH	9.545	≥0.5	PASS
	MCH	9.658	≥0.5	PASS
	HCH	9.630	≥0.5	PASS
11G	LCH	16.41	≥0.5	PASS
	MCH	16.34	≥0.5	PASS
	HCH	16.59	≥0.5	PASS
11N20SISO	LCH	17.60	≥0.5	PASS
	MCH	16.44	≥0.5	PASS
	HCH	17.77	≥0.5	PASS
11N40SISO	LCH	36.50	≥0.5	PASS
	MCH	23.00	≥0.5	PASS
	HCH	35.84	≥0.5	PASS



11B/MCH



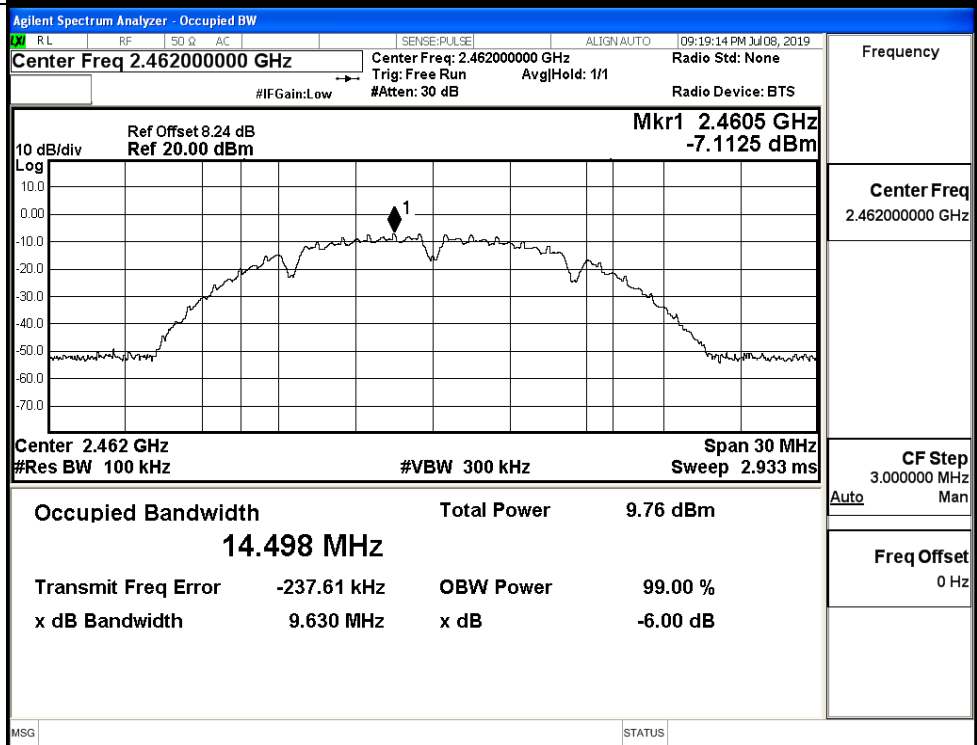
Frequency

Center Freq
2.43700000 GHz

CF Step
3.000000 MHz
Auto Man

Freq Offset
0 Hz

11B/HCH



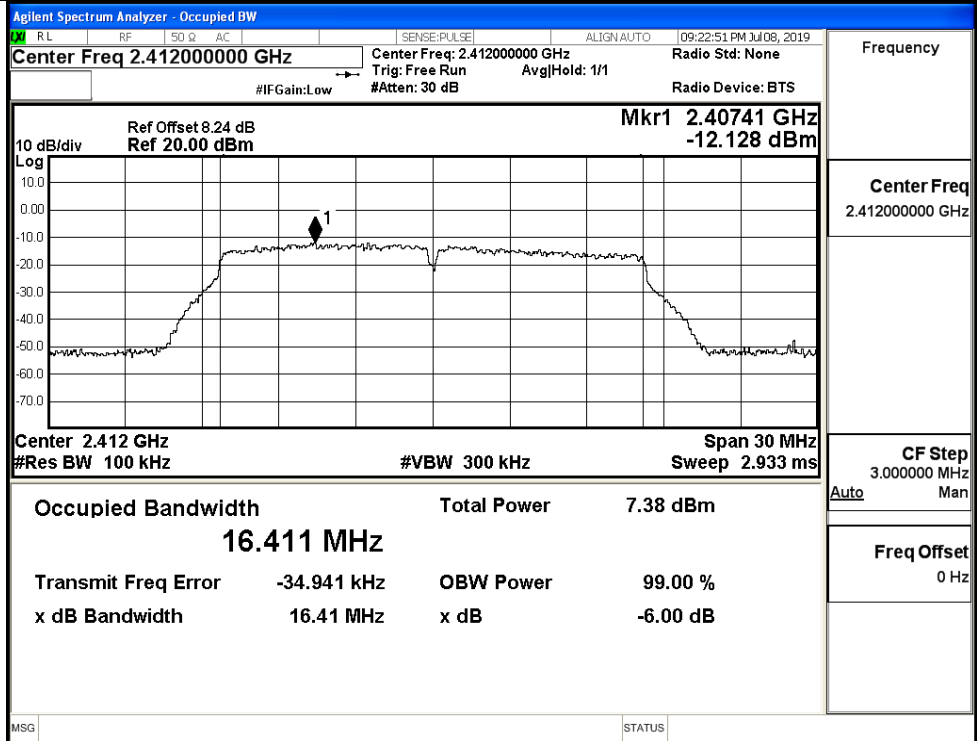
Frequency

Center Freq
2.46200000 GHz

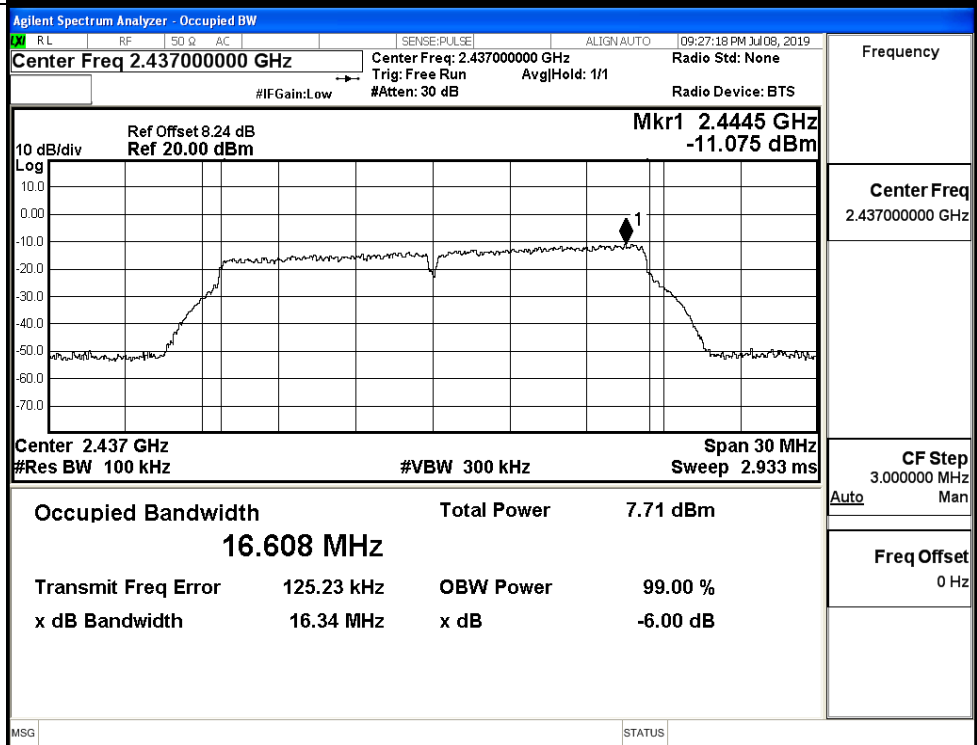
CF Step
3.000000 MHz
Auto Man

Freq Offset
0 Hz

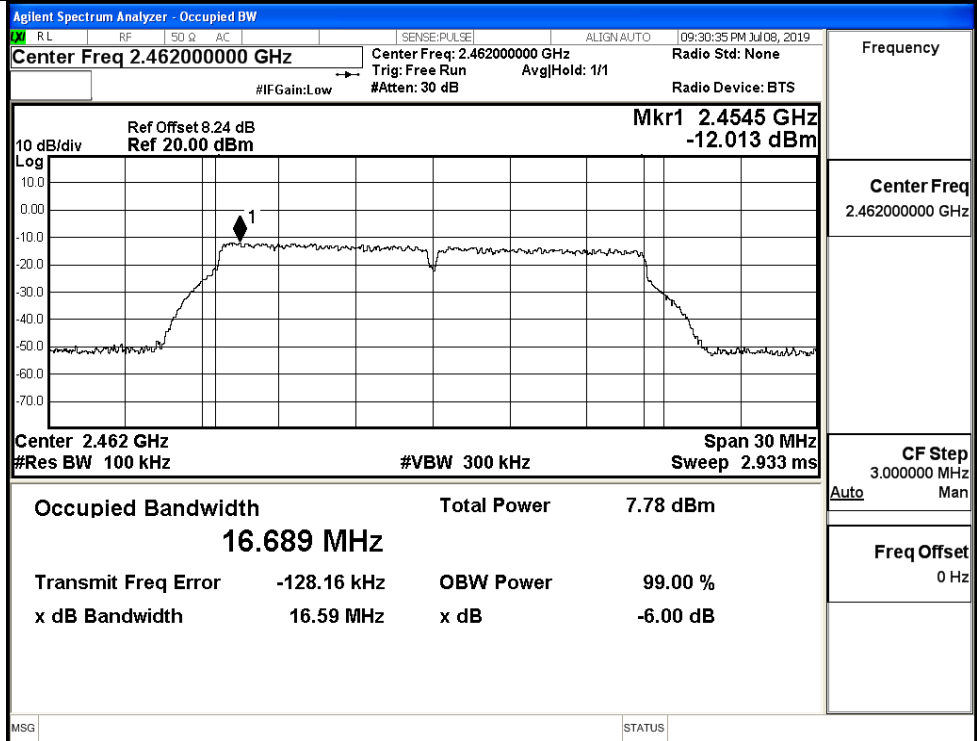
11G/LCH



11G/MCH

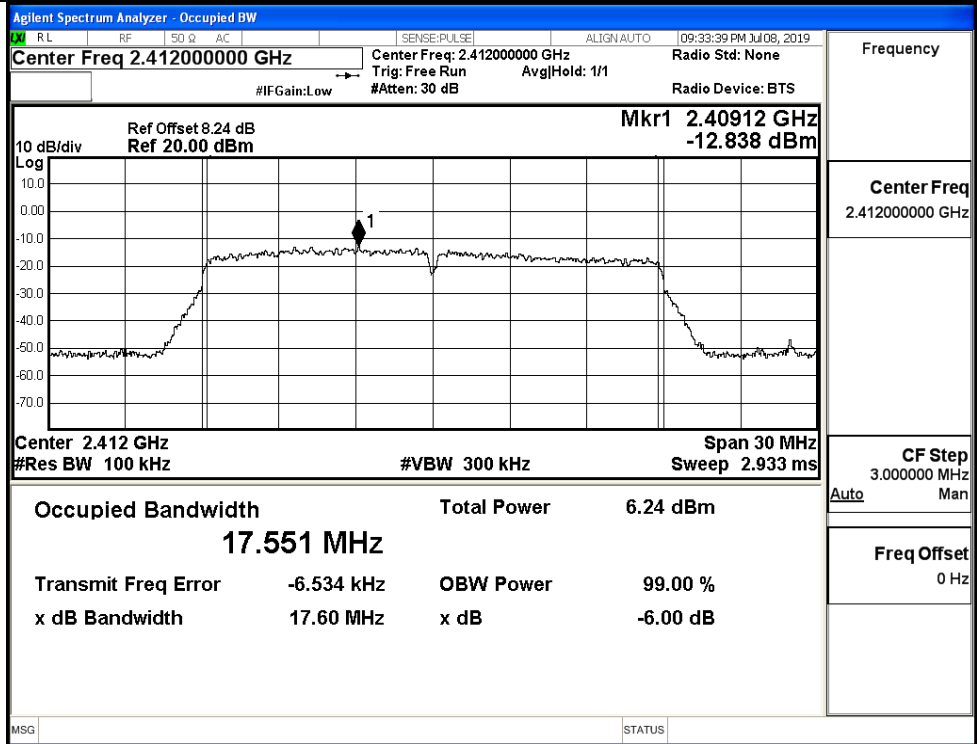


11G/HCH

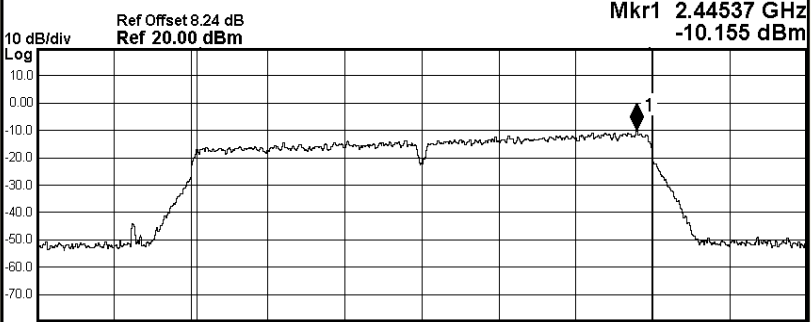
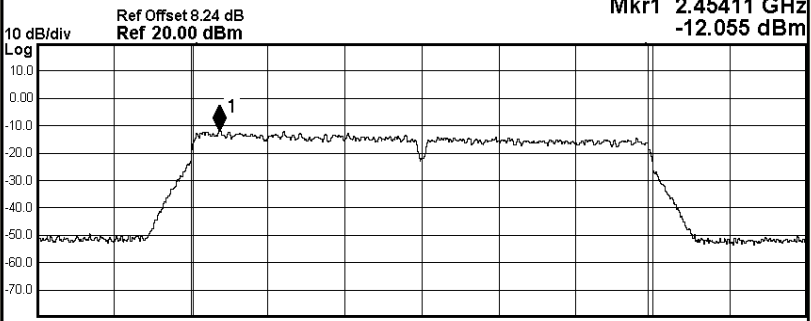


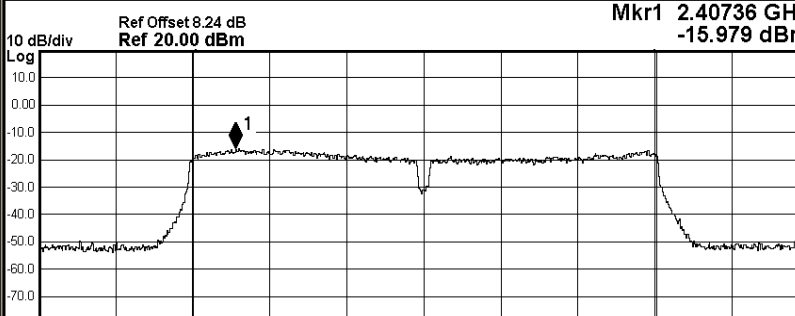
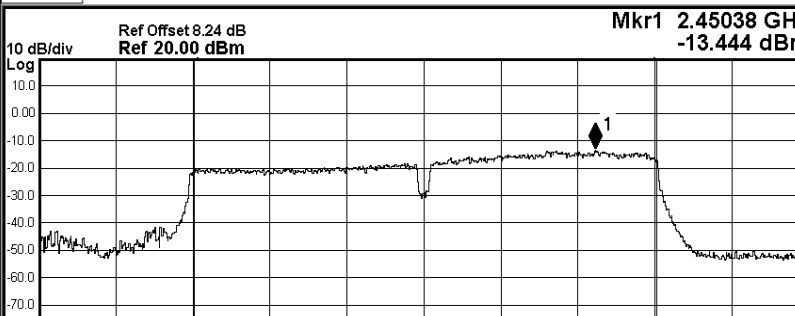
Frequency	2.46200000 GHz
Center Freq	2.46200000 GHz
CF Step	3.000000 MHz
Auto	Man
Freq Offset	0 Hz

11N20SISO/LCH



Frequency	2.41200000 GHz
Center Freq	2.41200000 GHz
CF Step	3.000000 MHz
Auto	Man
Freq Offset	0 Hz

<p>11N20SISO/MCH</p>	<p>Agilent Spectrum Analyzer - Occupied BW</p> <p>Center Freq 2.43700000 GHz</p> <p>Center Freq: 2.43700000 GHz Trig: Free Run #IFGain: Low #Atten: 30 dB</p> <p>Align: AUTO Date: 09:36:07 PM Jul 08, 2019 Radio Std: None Radio Device: BTS</p>  <p>Center 2.437 GHz #Res BW 100 kHz</p> <p>Span 30 MHz Sweep 2.933 ms</p> <p>Occupied Bandwidth 17.679 MHz</p> <p>Total Power 7.95 dBm</p> <p>Transmit Freq Error 99.786 kHz</p> <p>OBW Power 99.00 %</p> <p>x dB Bandwidth 16.44 MHz</p> <p>x dB -6.00 dB</p>	<p>Frequency</p> <p>Center Freq 2.43700000 GHz</p> <p>CF Step 3.000000 MHz</p> <p>Freq Offset 0 Hz</p>
	<p>11N20SISO/HCH</p>	<p>Agilent Spectrum Analyzer - Occupied BW</p> <p>Center Freq 2.46200000 GHz</p> <p>Center Freq: 2.46200000 GHz Trig: Free Run #IFGain: Low #Atten: 30 dB</p> <p>Align: AUTO Date: 09:38:05 PM Jul 08, 2019 Radio Std: None Radio Device: BTS</p>  <p>Center 2.462 GHz #Res BW 100 kHz</p> <p>Span 30 MHz Sweep 2.933 ms</p> <p>Occupied Bandwidth 17.696 MHz</p> <p>Total Power 7.42 dBm</p> <p>Transmit Freq Error -45.988 kHz</p> <p>OBW Power 99.00 %</p> <p>x dB Bandwidth 17.77 MHz</p> <p>x dB -6.00 dB</p>

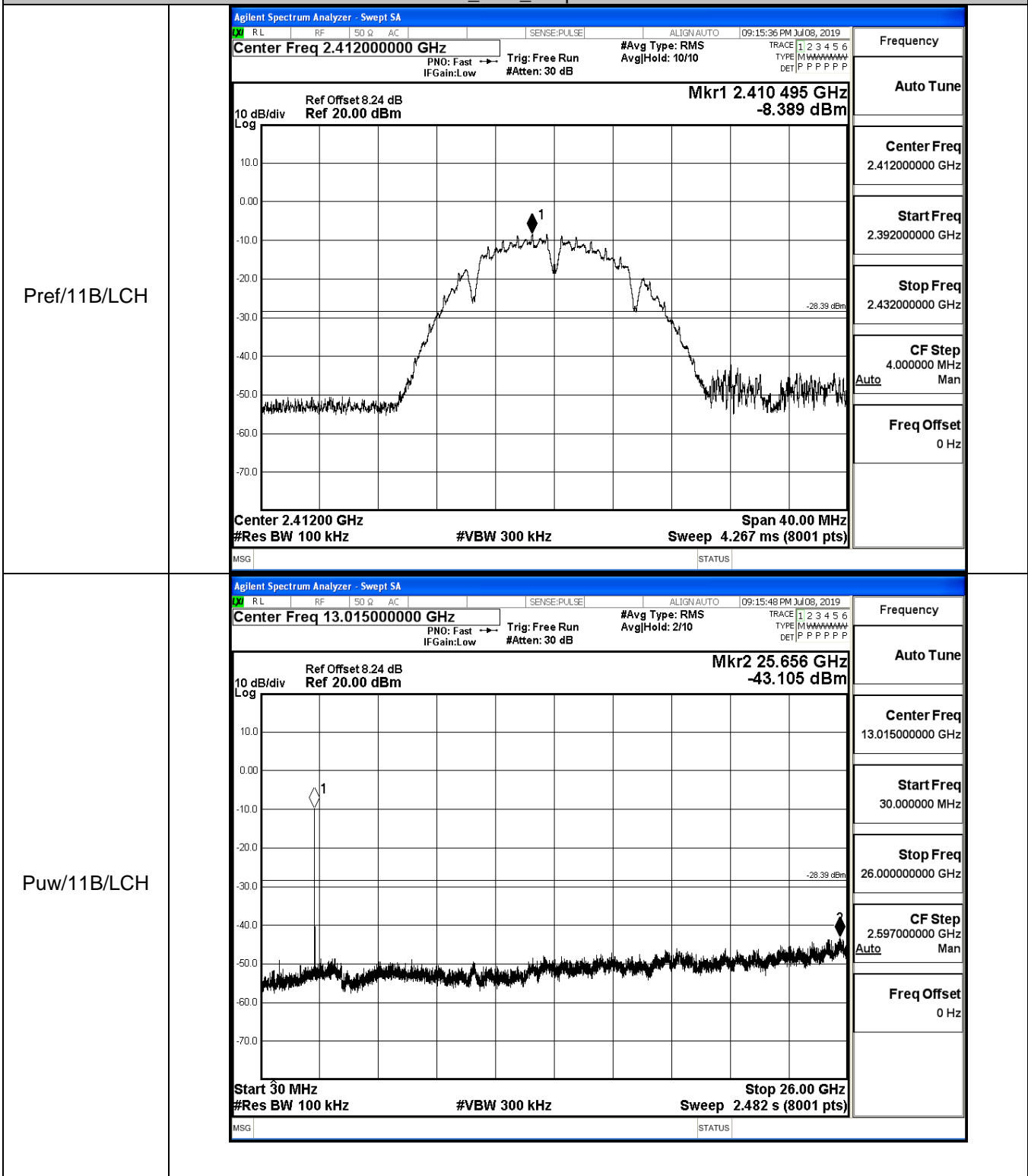
<p>11N40SISO/LCH</p>	<p>Agilent Spectrum Analyzer - Occupied BW</p> <p>Center Freq 2.42200000 GHz</p> <p>Center Freq: 2.42200000 GHz Trig: Free Run #IFGain: Low #Atten: 30 dB</p> <p>Radio Std: None AvglHold: > 1/1 Radio Device: BTS</p> <p>10 dB/div Ref Offset 8.24 dB Ref 20.00 dBm</p>  <p>Center 2.422 GHz #Res BW 100 kHz</p> <p>#VBW 300 kHz</p> <p>Span 60 MHz Sweep 5.8 ms</p> <p>Occupied Bandwidth 36.205 MHz</p> <p>Total Power 6.43 dBm</p> <p>Transmit Freq Error 48.538 kHz</p> <p>OBW Power 99.00 %</p> <p>x dB Bandwidth 36.50 MHz</p> <p>x dB -6.00 dB</p> <p>MSG STATUS</p>	<p>Frequency</p> <p>Center Freq 2.42200000 GHz</p> <p>CF Step 6.000000 MHz Auto Man</p> <p>Freq Offset 0 Hz</p>
<p>11N40SISO/MCH</p>	<p>Agilent Spectrum Analyzer - Occupied BW</p> <p>Center Freq 2.43700000 GHz</p> <p>Center Freq: 2.43700000 GHz Trig: Free Run #IFGain: Low #Atten: 30 dB</p> <p>Radio Std: None AvglHold: 1/1 Radio Device: BTS</p> <p>10 dB/div Ref Offset 8.24 dB Ref 20.00 dBm</p>  <p>Center 2.437 GHz #Res BW 100 kHz</p> <p>#VBW 300 kHz</p> <p>Span 60 MHz Sweep 5.8 ms</p> <p>Occupied Bandwidth 35.998 MHz</p> <p>Total Power 7.73 dBm</p> <p>Transmit Freq Error 146.69 kHz</p> <p>OBW Power 99.00 %</p> <p>x dB Bandwidth 23.00 MHz</p> <p>x dB -6.00 dB</p> <p>MSG STATUS</p>	<p>Frequency</p> <p>Center Freq 2.43700000 GHz</p> <p>CF Step 6.000000 MHz Auto Man</p> <p>Freq Offset 0 Hz</p>

11N40SISO/HCH	Agilent Spectrum Analyzer - Occupied BW			RL	RF	50 Ω	AC	SENSE: PULSE	ALIGN: AUTO	09:45:01 PM Jul 08, 2019	
	Center Freq 2.45200000 GHz			Center Freq: 2.45200000 GHz			Radio Std: None			Frequency	
	#IFGain: Low			Trig: Free Run			Avg/Hold: >1/1			Radio Device: BTS	
	#Atten: 30 dB			Mkr1 2.44978 GHz			-14.055 dBm			Center Freq 2.45200000 GHz	
	Ref Offset 8.24 dB			Ref 20.00 dBm			Span 60 MHz			CF Step 6.000000 MHz	
10 dB/div			Log			#Res BW 100 kHz			Sweep 5.8 ms		
#VBW 300 kHz			Occupied Bandwidth			Total Power			Auto		
Center 2.452 GHz			35.749 MHz			8.01 dBm			Man		
Transmit Freq Error			67.203 kHz			OBW Power			Freq Offset		
x dB Bandwidth			35.84 MHz			99.00 %			0 Hz		
x dB			-6.00 dB			MSG			STATUS		

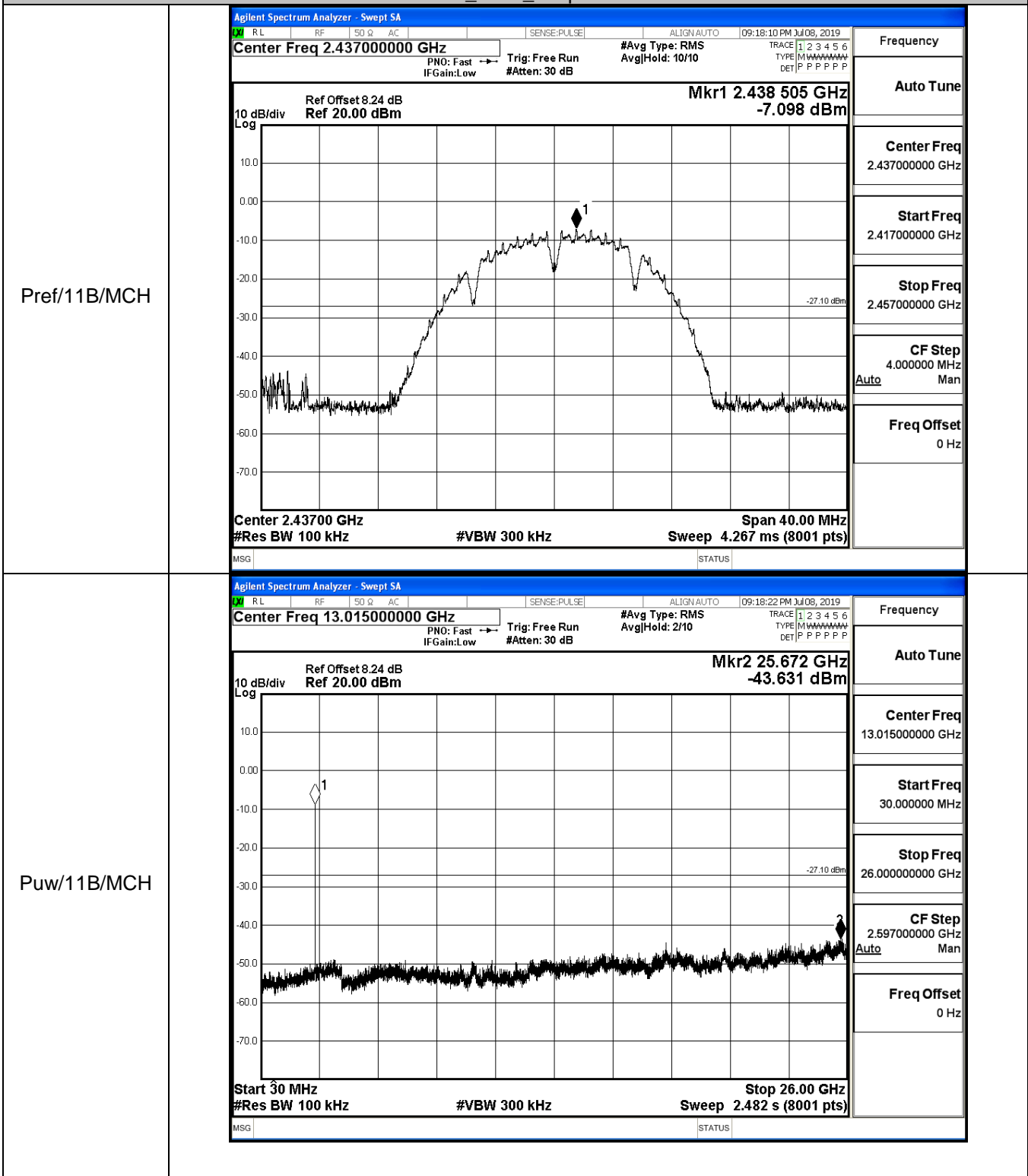
C.5 RF Conducted Spurious Emissions

Mode	Channel	Pref [dBm]	Max. Level [dBm]	Limit [dBm]	Verdict
11B	LCH	-8.389	-43.105	-28.389	PASS
	MCH	-7.098	-43.631	-27.098	PASS
	HCH	-7.239	-43.745	-27.239	PASS
11G	LCH	-12.185	-43.492	-32.185	PASS
	MCH	-11.132	-42.703	-31.132	PASS
	HCH	-12.195	-43.888	-32.195	PASS
11N20 SISO	LCH	-12.609	-43.860	-32.609	PASS
	MCH	-10.255	-42.794	-30.255	PASS
	HCH	-12.4	-43.575	-32.400	PASS
11N40 SISO	LCH	-16.17	-42.857	-36.170	PASS
	MCH	-13.615	-43.204	-33.615	PASS
	HCH	-14.177	-43.988	-34.177	PASS

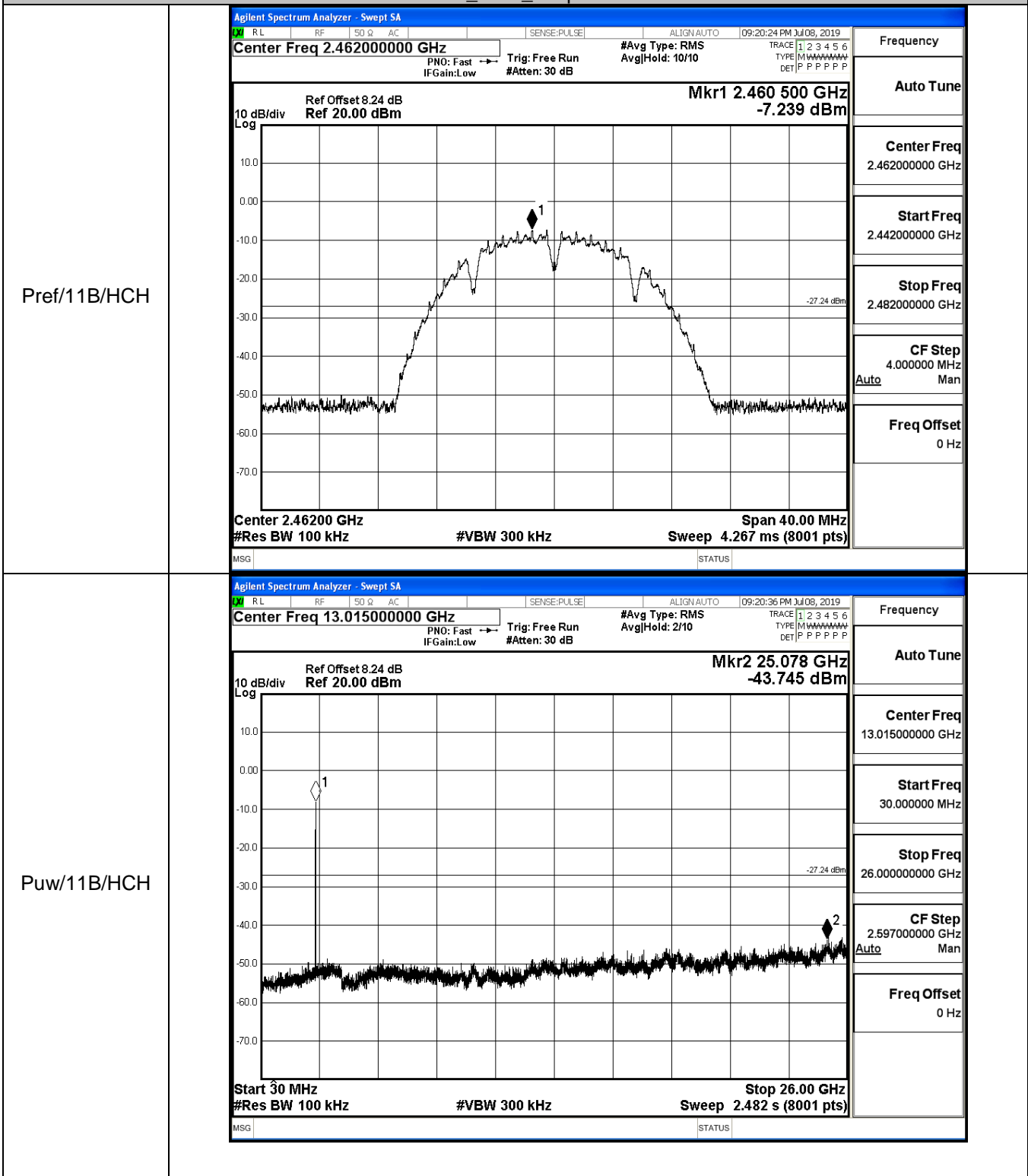
11B_LCH_Graphs



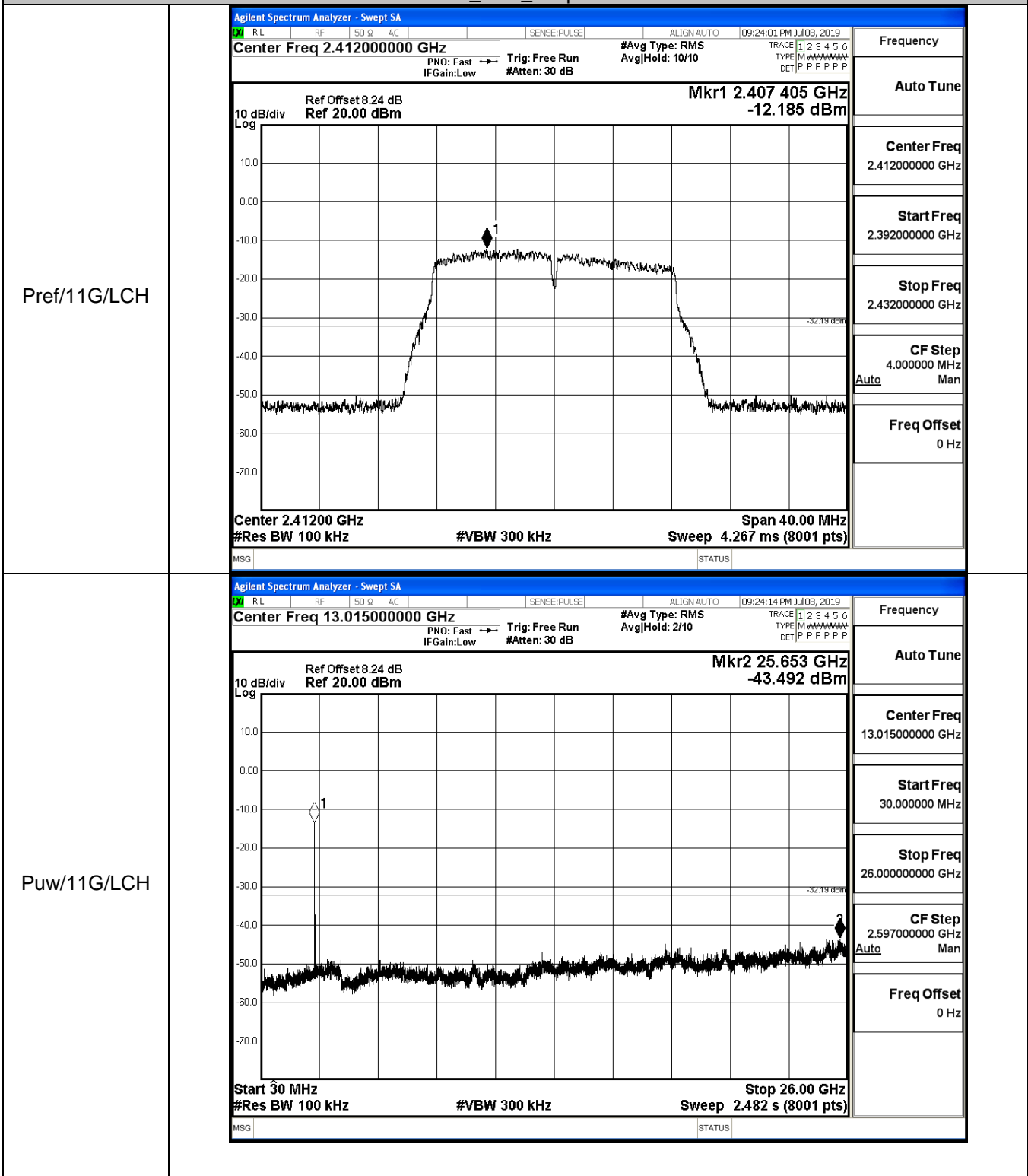
11B_MCH_Graphs



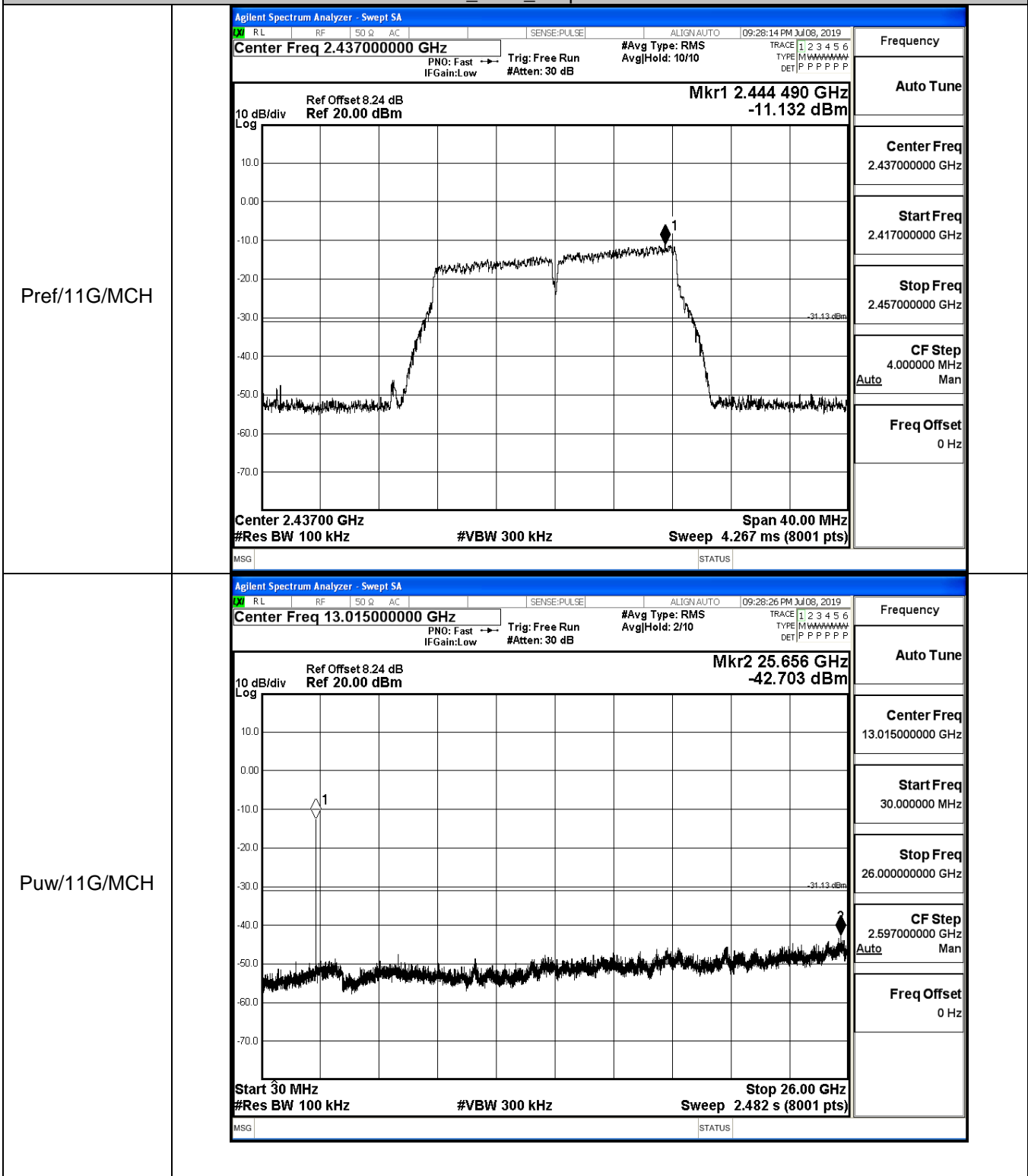
11B_HCH_Graphs



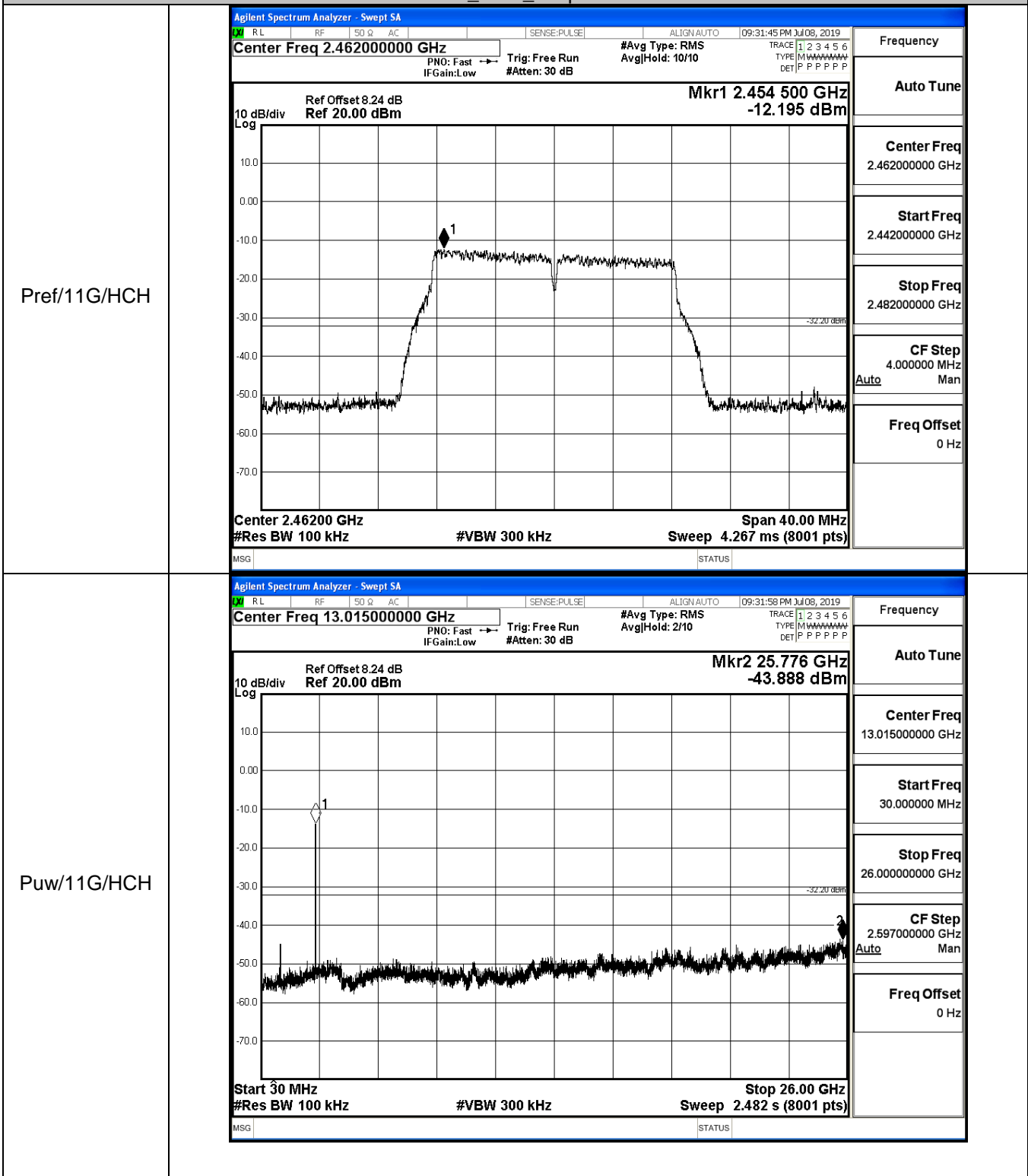
11G_LCH_Graphs



11G_MCH_Graphs

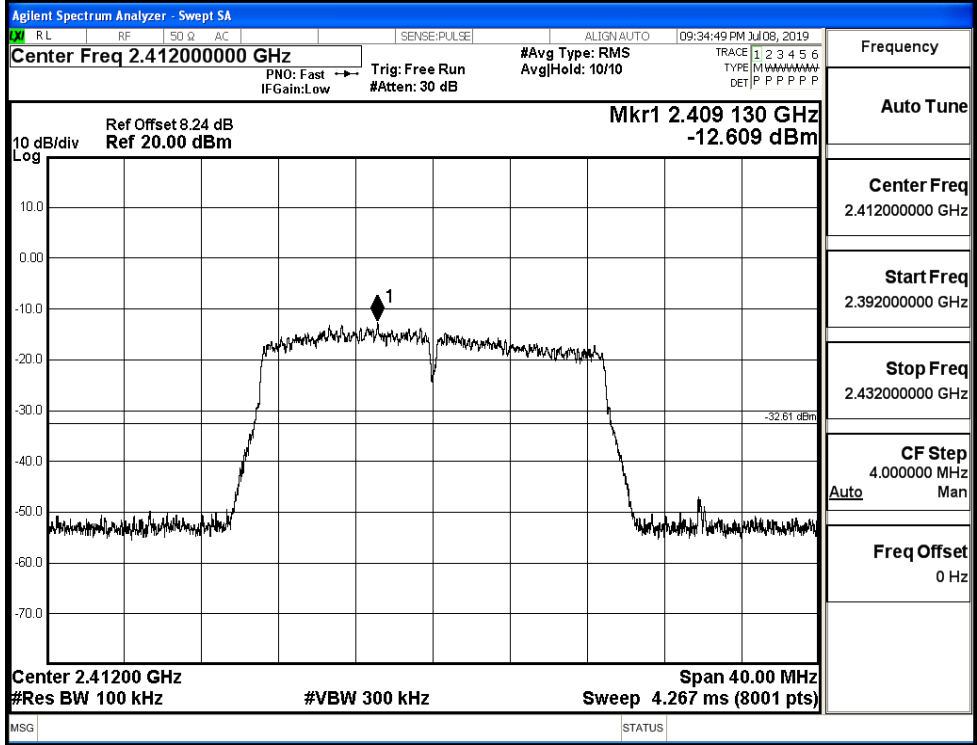


11G_HCH_Graphs

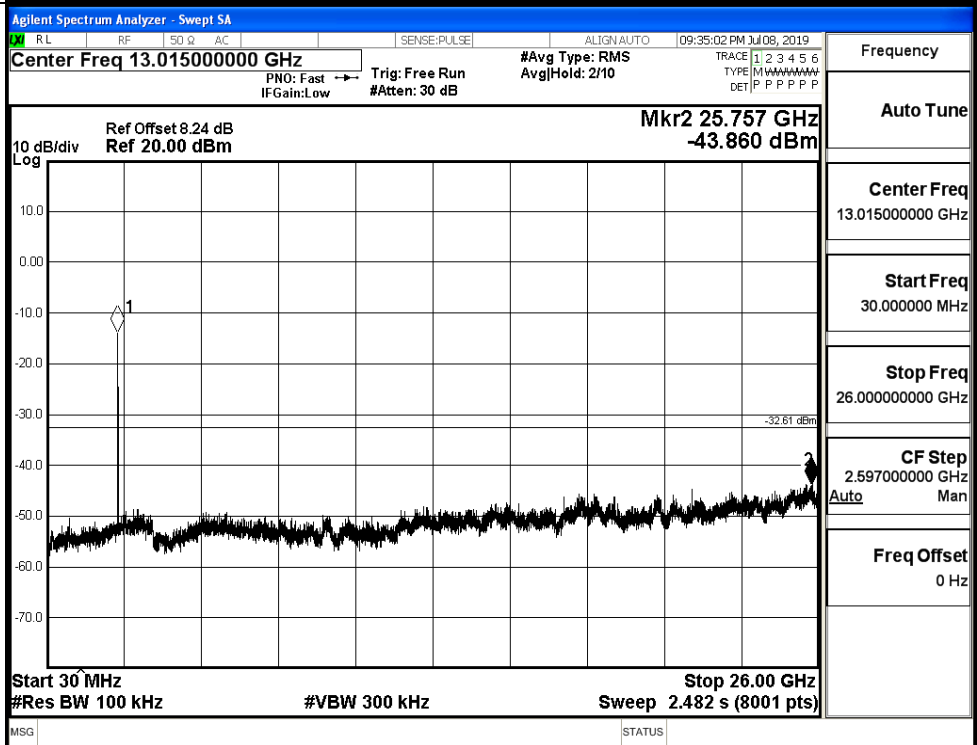


11N20SISO_LCH_Graphs

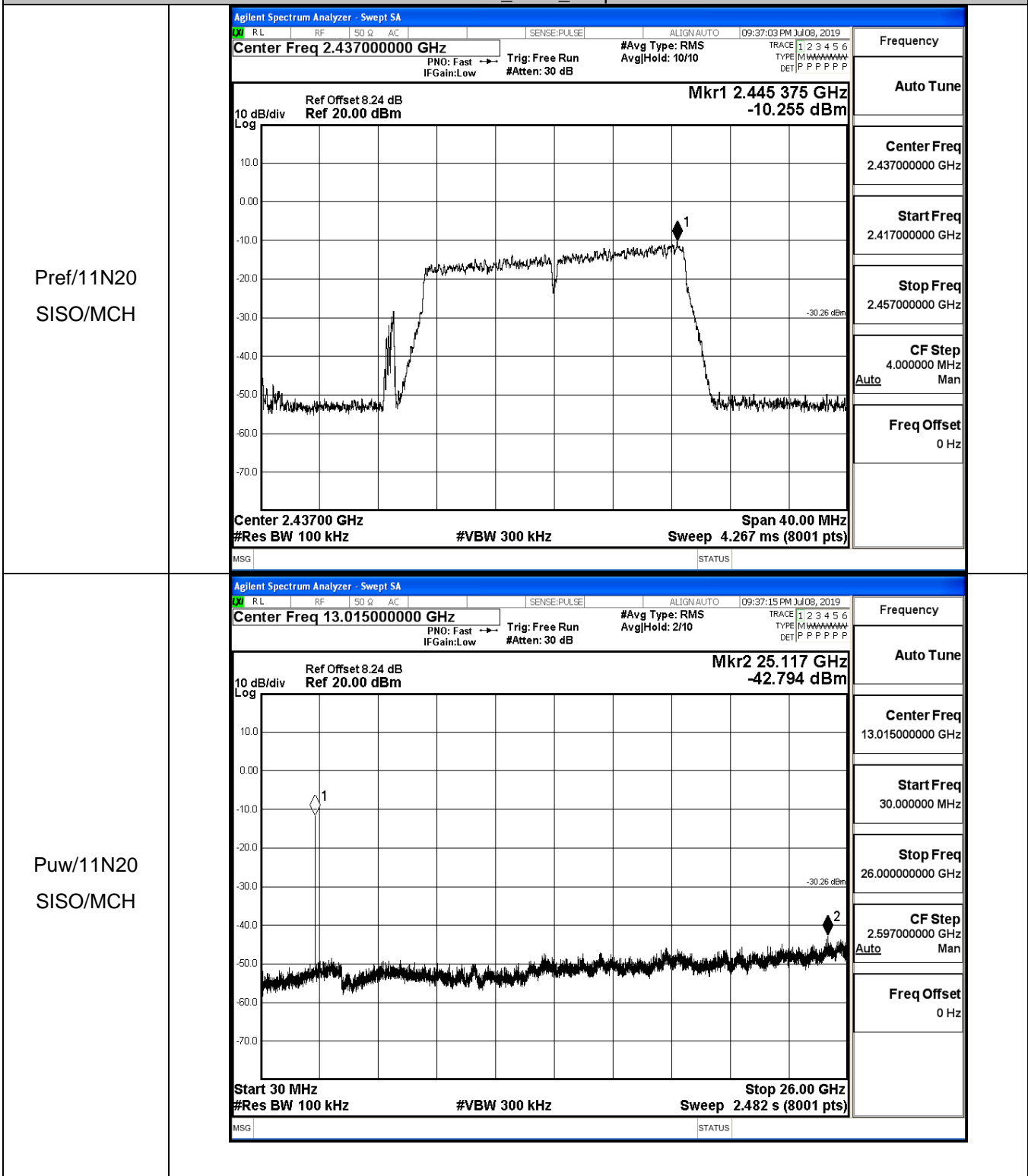
Pref/11N20SIS
O/LCH



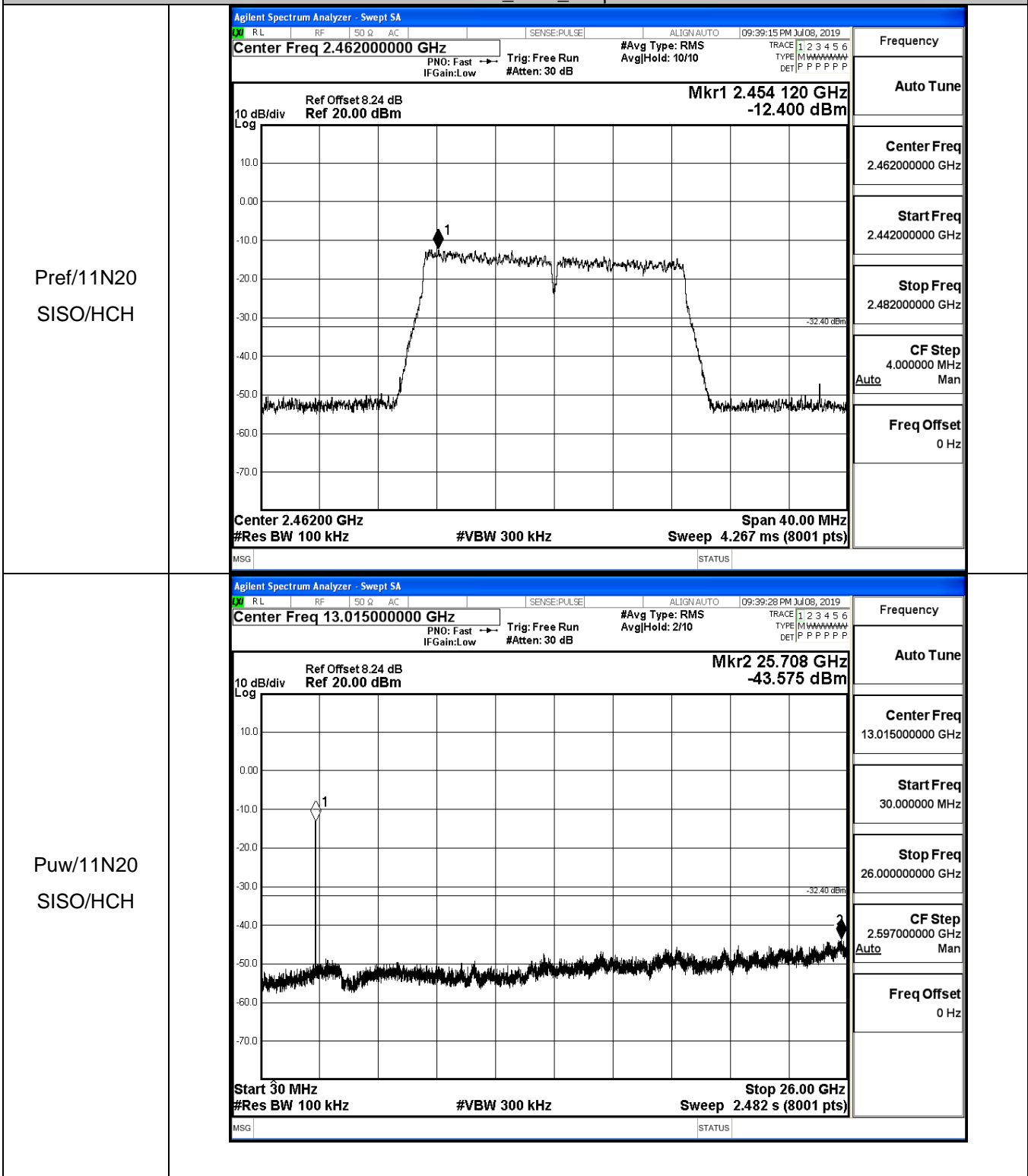
Puw/11N20
SISO/LCH



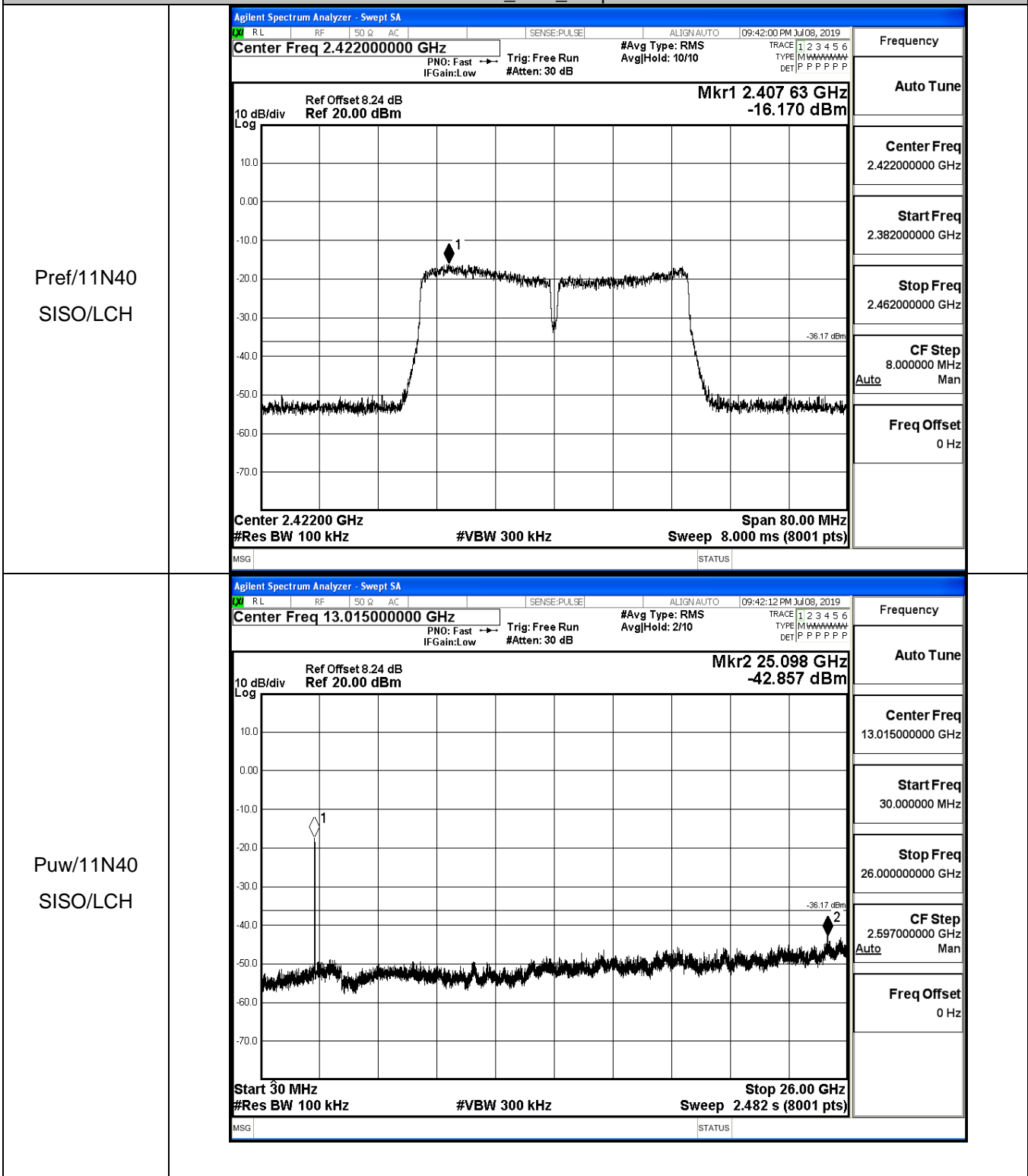
11N20SISO_MCH_Graphs



11N20SISO_HCH_Graphs



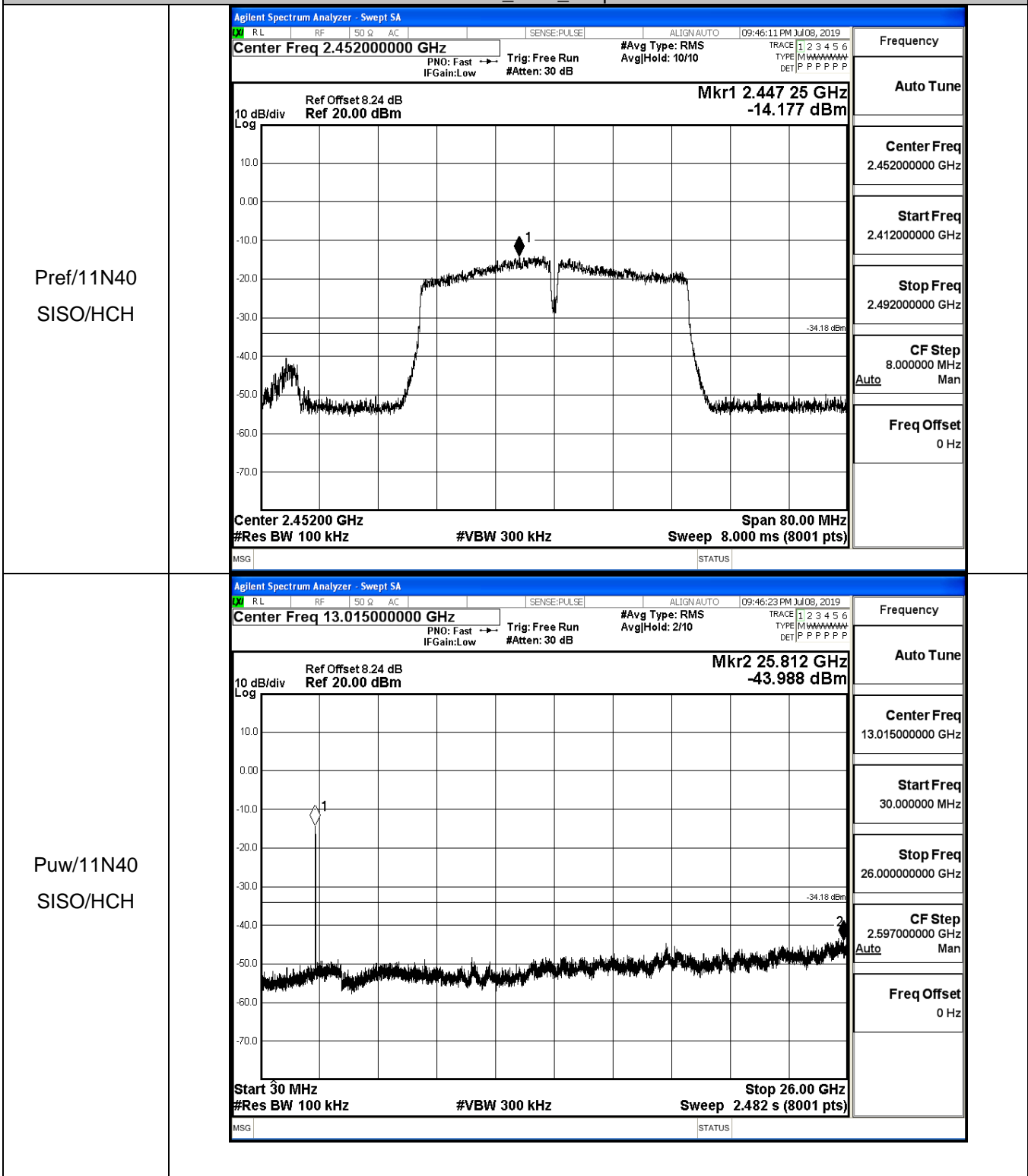
11N40SISO_LCH_Graphs



11N40SISO_MCH_Graphs

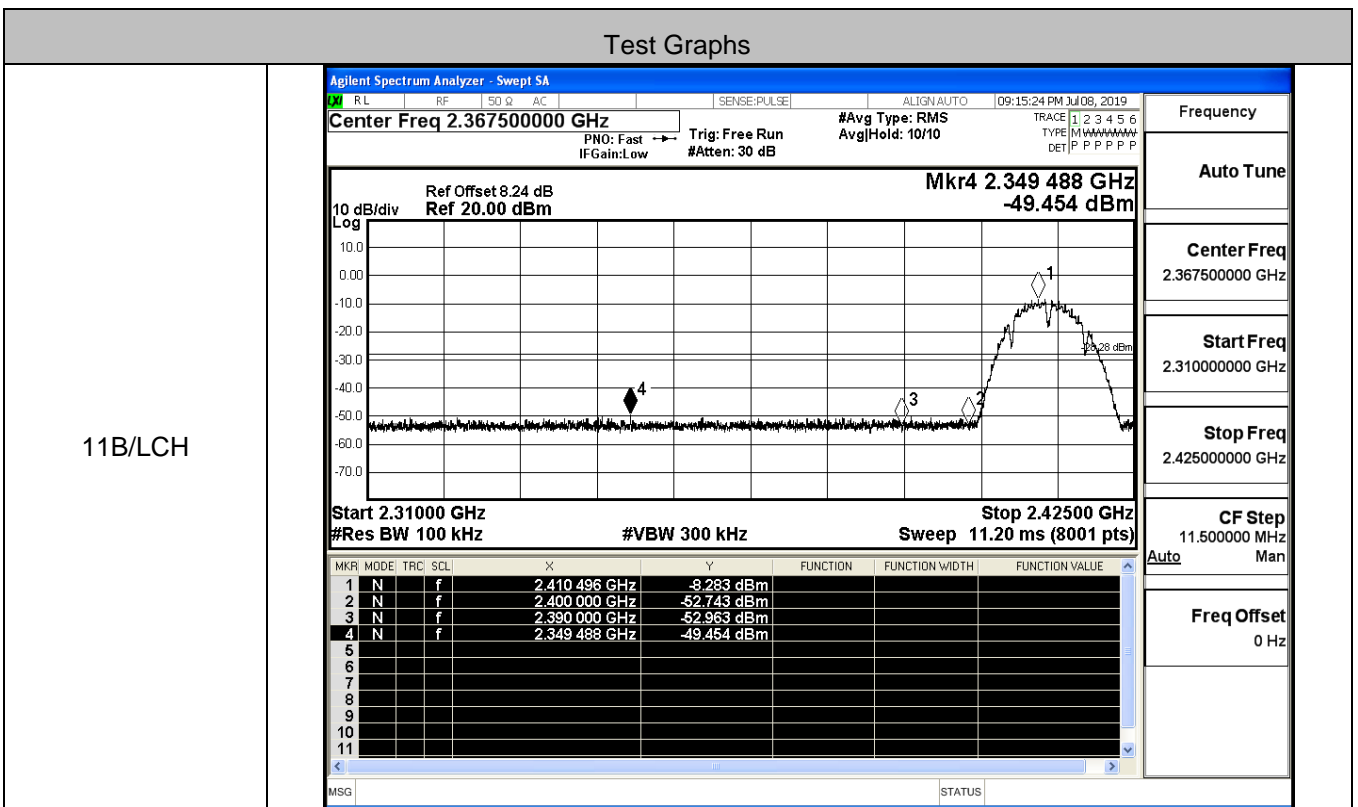
<p>Pref/11N40 SISO/MCH</p>	<p>Agilent Spectrum Analyzer - Swept SA</p> <p>Center Freq 2.43700000 GHz</p> <p>Mkr1 2.45037 GHz -13.615 dBm</p> <p>Center 2.43700 GHz #Res BW 100 kHz #VBW 300 kHz Sweep 8.000 ms (8001 pts)</p>	<p>Frequency</p> <p>Auto Tune</p> <p>Center Freq 2.437000000 GHz</p> <p>Start Freq 2.397000000 GHz</p> <p>Stop Freq 2.477000000 GHz</p> <p>CF Step 8.000000 MHz Auto Man</p> <p>Freq Offset 0 Hz</p>
	<p>Puw/11N40 SISO/MCH</p>	<p>Agilent Spectrum Analyzer - Swept SA</p> <p>Center Freq 13.01500000 GHz</p> <p>Mkr2 25.646 GHz -43.204 dBm</p> <p>Start 30 MHz #Res BW 100 kHz #VBW 300 kHz Sweep 2.482 s (8001 pts)</p>

11N40SISO_HCH_Graphs

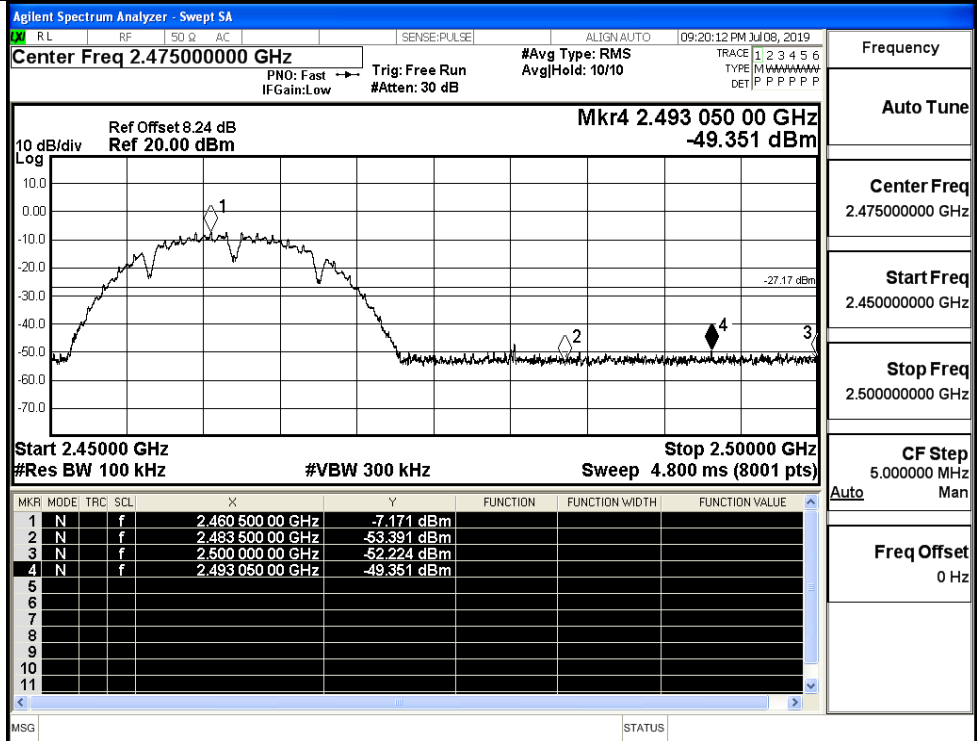


C.6 Band-edge for RF Conducted Emissions

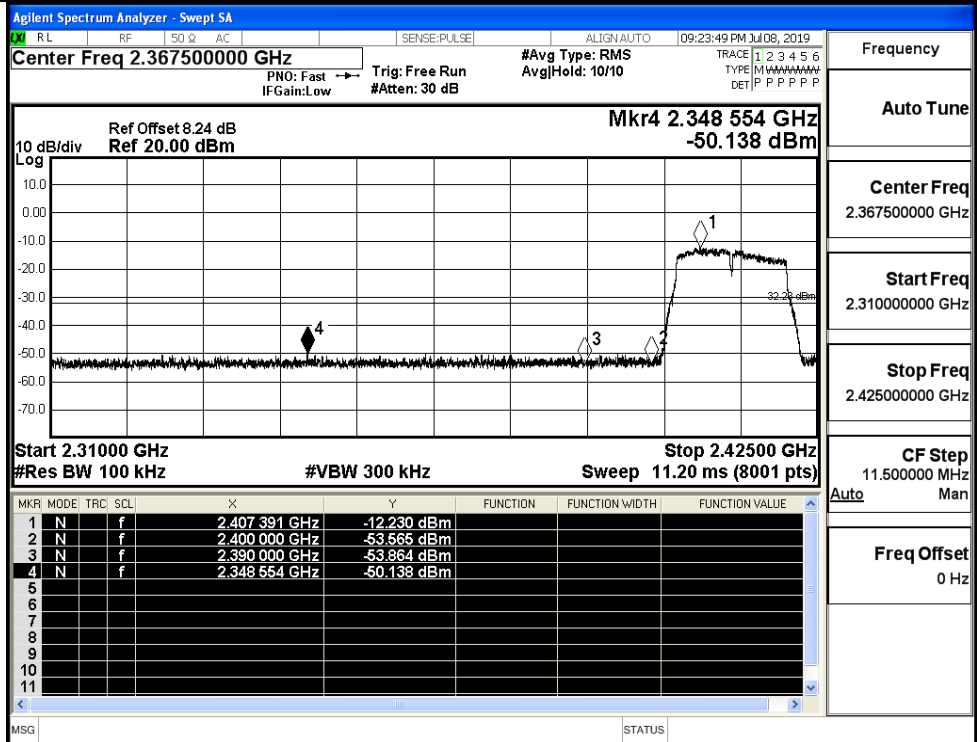
Mode	Channel	Carrier Power[dBm]	Max.Spurious Level [dBm]	Limit [dBm]	Verdict
11B	LCH	-8.283	-49.454	-28.28	PASS
	HCH	-7.171	-49.351	-27.17	PASS
11G	LCH	-12.230	-50.138	-32.23	PASS
	HCH	-12.207	-49.231	-32.21	PASS
11N20SISO	LCH	-12.655	-50.138	-32.66	PASS
	HCH	-12.404	-49.824	-32.4	PASS
11N40SISO	LCH	-16.150	-49.194	-36.15	PASS
	HCH	-14.114	-50.005	-34.11	PASS



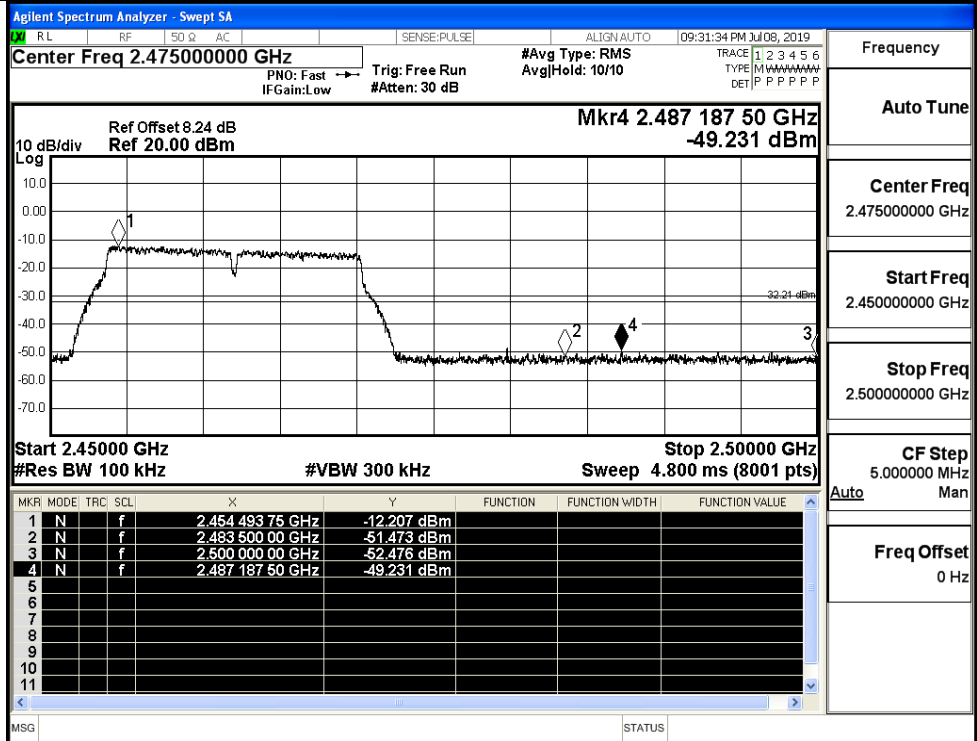
11B/HCH



11G/LCH

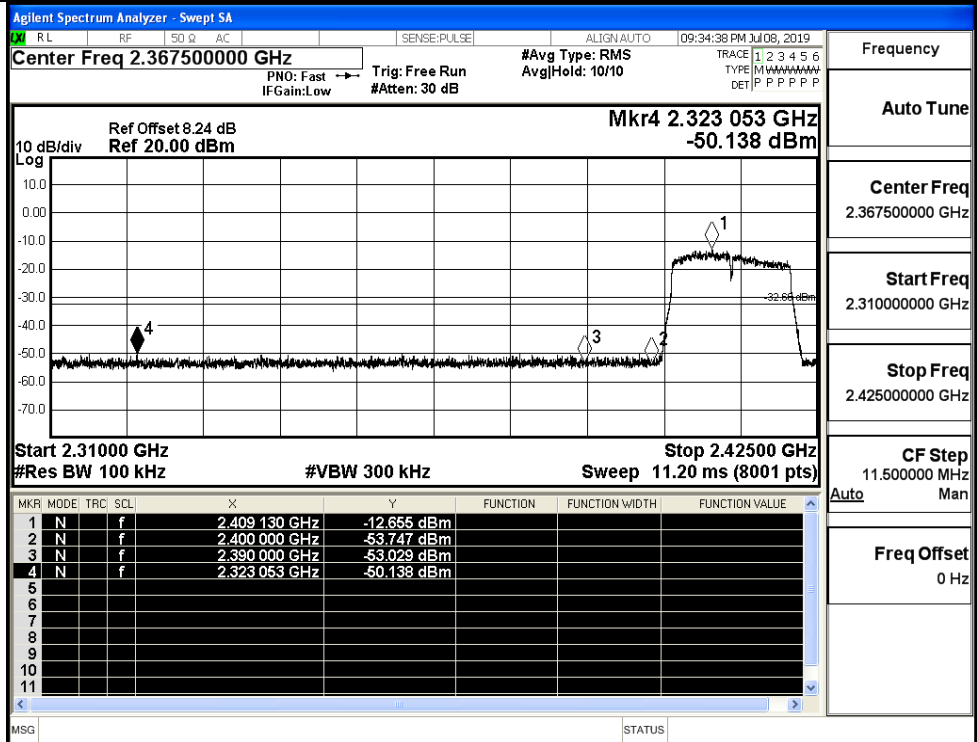


11G/HCH



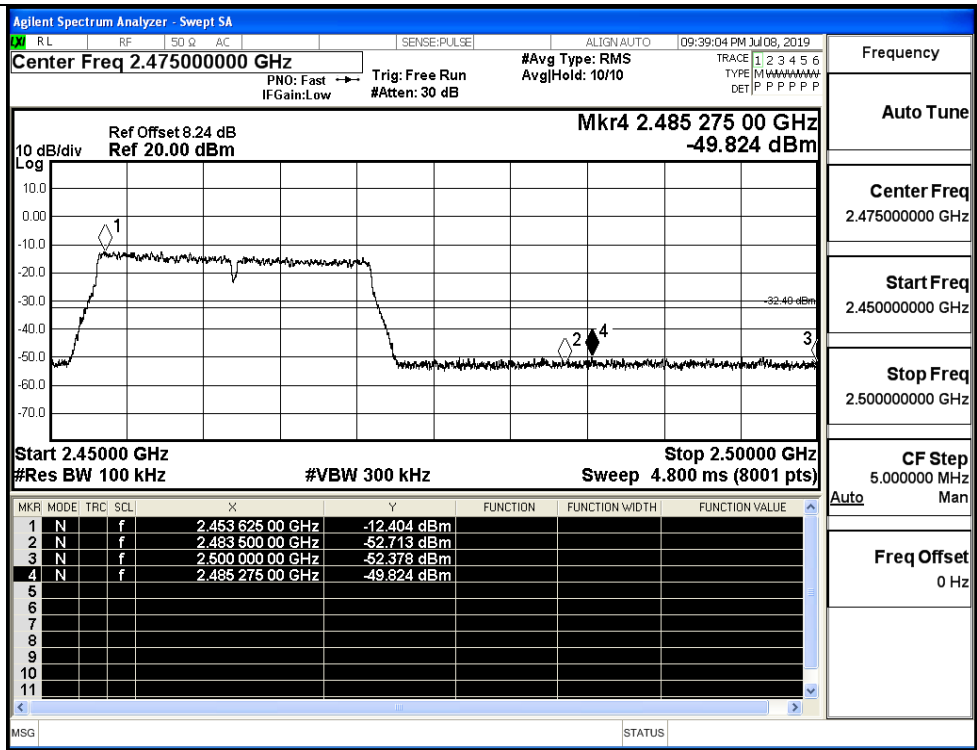
Frequency	2.47500000 GHz
Auto Tune	
Center Freq	2.47500000 GHz
Start Freq	2.45000000 GHz
Stop Freq	2.50000000 GHz
CF Step	5.000000 MHz
Freq Offset	0 Hz

11N20SISO/LCH

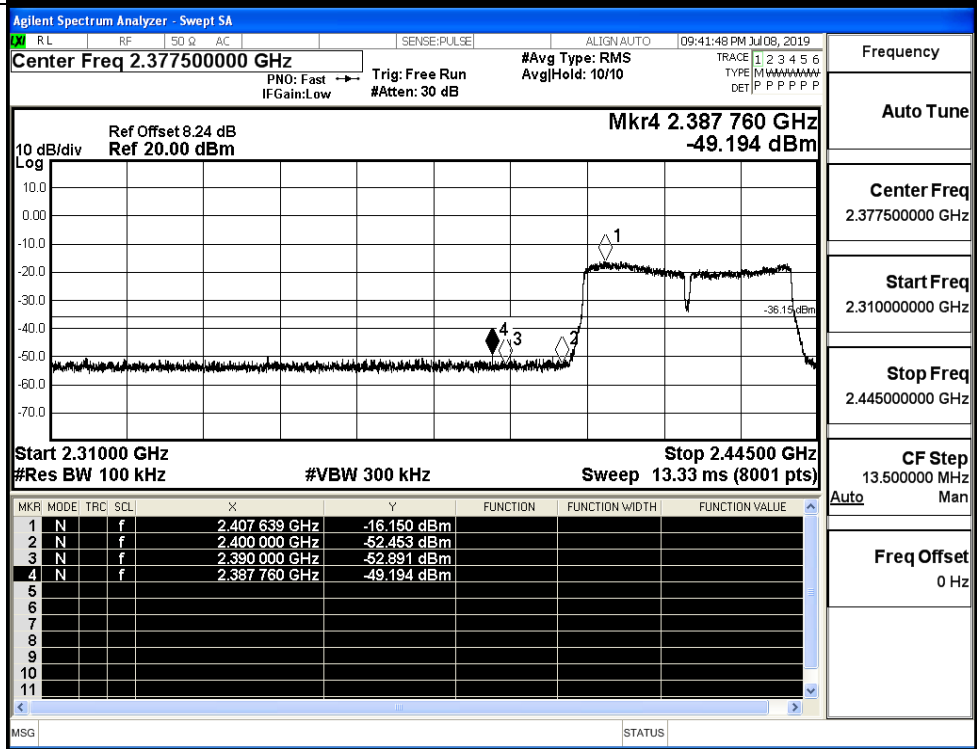


Frequency	2.36750000 GHz
Auto Tune	
Center Freq	2.36750000 GHz
Start Freq	2.31000000 GHz
Stop Freq	2.42500000 GHz
CF Step	11.500000 MHz
Freq Offset	0 Hz

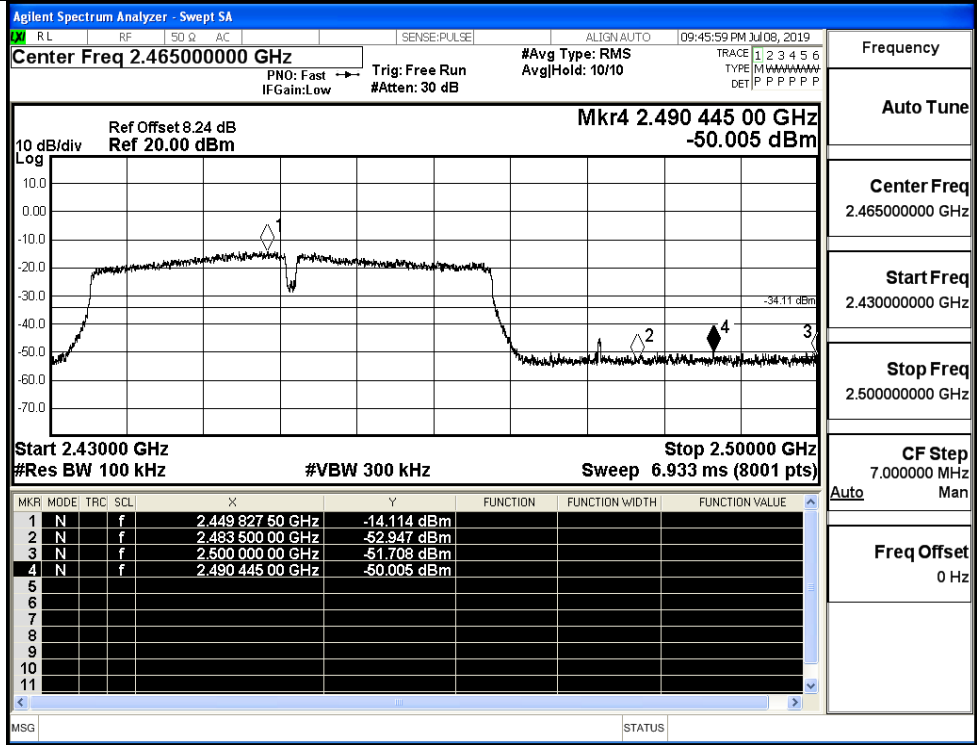
11N20SISO/HCH



11N40SISO/LCH



11N40SISO/HCH



Frequency

Auto Tune

Center Freq
2.465000000 GHz

Start Freq
2.430000000 GHz

Stop Freq
2.500000000 GHz

CF Step
7.000000 MHz

Auto Man

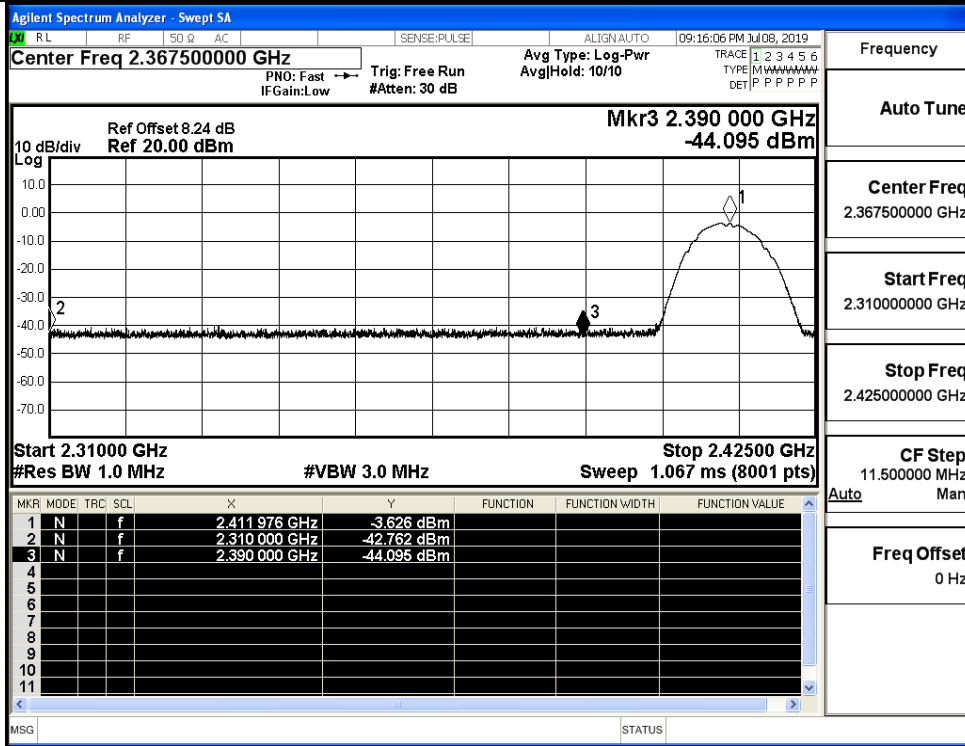
Freq Offset
0 Hz

C.7 Restrict-band band-edge measurements

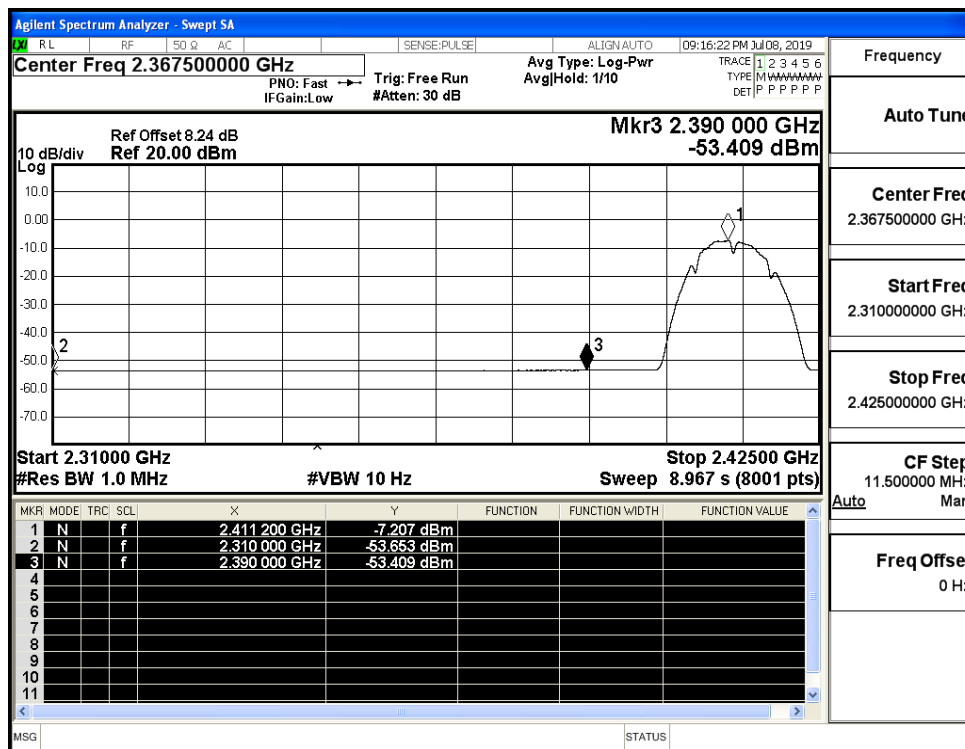
Test Mode	Test Channel	Ant	Freq.	Power [dBm]	Gain	Ground Factor	E [dBuV/m]	Detector	Limit [dBu V/m]	Verdict
11B	2412	Ant1	2310.0	-42.76	2.0	0	52.50	PEAK	74	PASS
	2412	Ant1	2310.0	-53.65	2.0	0	41.60	AV	54	PASS
	2412	Ant1	2390.0	-44.10	2.0	0	51.16	PEAK	74	PASS
	2412	Ant1	2390.0	-53.41	2.0	0	41.85	AV	54	PASS
	2462	Ant1	2483.5	-41.80	2.0	0	53.46	PEAK	74	PASS
	2462	Ant1	2483.5	-53.21	2.0	0	42.04	AV	54	PASS
	2462	Ant1	2500.0	-42.02	2.0	0	53.24	PEAK	74	PASS
	2462	Ant1	2500.0	-53.06	2.0	0	42.20	AV	54	PASS
11G	2412	Ant1	2310.0	-43.60	2.0	0	51.66	PEAK	74	PASS
	2412	Ant1	2310.0	-53.66	2.0	0	41.60	AV	54	PASS
	2412	Ant1	2390.0	-42.60	2.0	0	52.66	PEAK	74	PASS
	2412	Ant1	2390.0	-53.35	2.0	0	41.91	AV	54	PASS
	2462	Ant1	2483.5	-42.63	2.0	0	52.62	PEAK	74	PASS
	2462	Ant1	2483.5	-52.97	2.0	0	42.29	AV	54	PASS
	2462	Ant1	2500.0	-43.00	2.0	0	52.26	PEAK	74	PASS
	2462	Ant1	2500.0	-53.01	2.0	0	42.25	AV	54	PASS
11N20 SISO	2412	Ant1	2310.0	-42.92	2.0	0	52.34	PEAK	74	PASS
	2412	Ant1	2310.0	-53.68	2.0	0	41.57	AV	54	PASS
	2412	Ant1	2390.0	-43.09	2.0	0	52.16	PEAK	74	PASS
	2412	Ant1	2390.0	-53.36	2.0	0	41.90	AV	54	PASS
	2462	Ant1	2483.5	-42.99	2.0	0	52.27	PEAK	74	PASS
	2462	Ant1	2483.5	-52.98	2.0	0	42.28	AV	54	PASS
	2462	Ant1	2500.0	-42.96	2.0	0	52.30	PEAK	74	PASS
	2462	Ant1	2500.0	-53.01	2.0	0	42.25	AV	54	PASS
11N40 SISO	2422	Ant1	2310.0	-43.02	2.0	0	52.24	PEAK	74	PASS
	2422	Ant1	2310.0	-53.65	2.0	0	41.61	AV	54	PASS

	2422	Ant1	2390.0	-43.14	2.0	0	52.12	PEAK	74	PASS
	2422	Ant1	2390.0	-53.41	2.0	0	41.85	AV	54	PASS
	2452	Ant1	2483.5	-42.43	2.0	0	52.83	PEAK	74	PASS
	2452	Ant1	2483.5	-53.00	2.0	0	42.26	AV	54	PASS
	2452	Ant1	2500.0	-41.75	2.0	0	53.51	PEAK	74	PASS
	2452	Ant1	2500.0	-53.02	2.0	0	42.24	AV	54	PASS

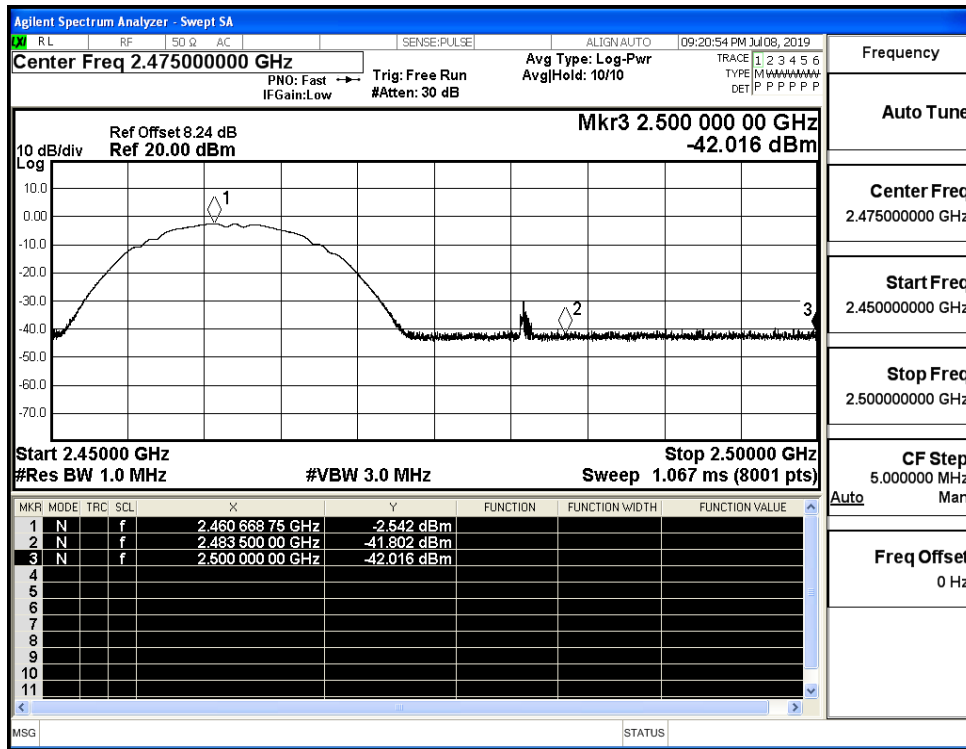
Restrict-band band-edge measurements_11B_2412_Ant1_PEAK



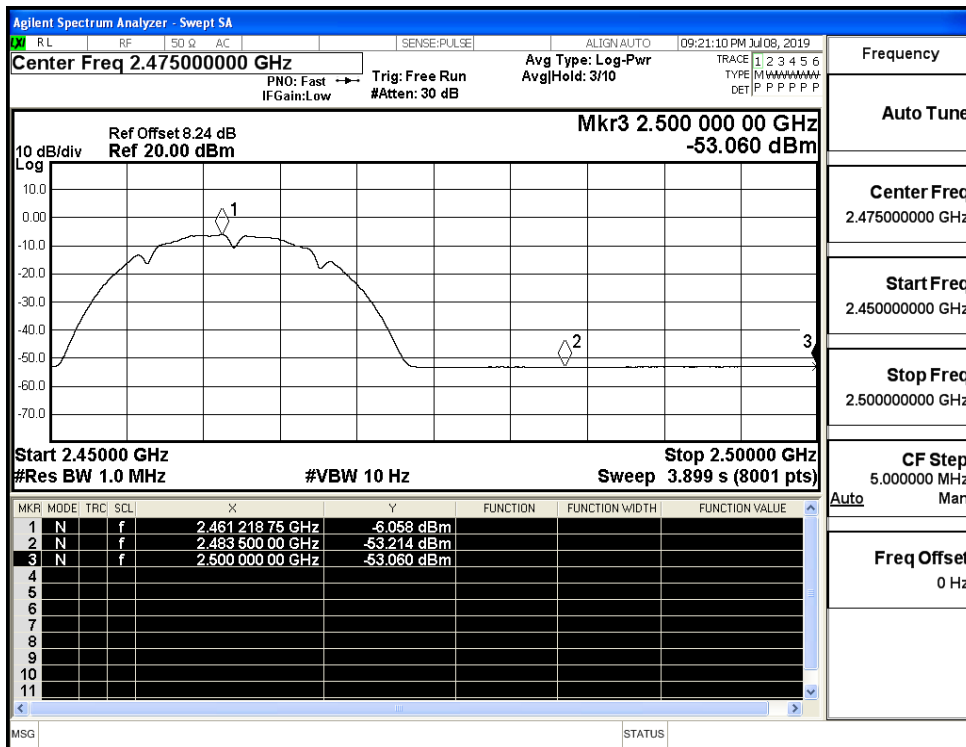
Restrict-band band-edge measurements_11B_2412_Ant1_AV



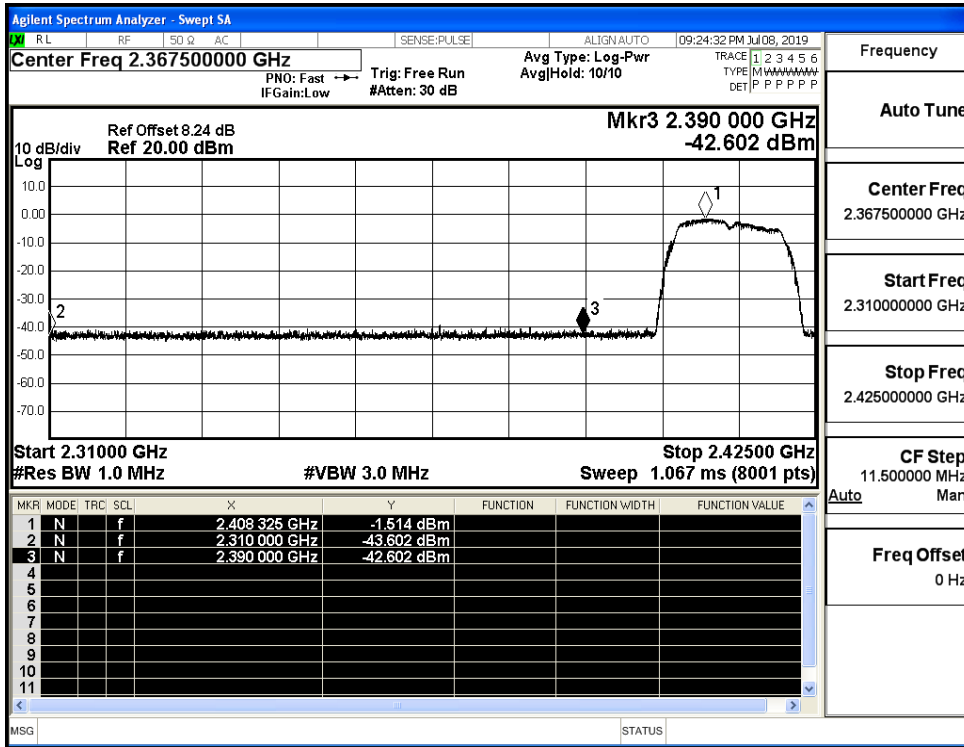
Restrict-band band-edge measurements_11B_2462_Ant1_PEAK



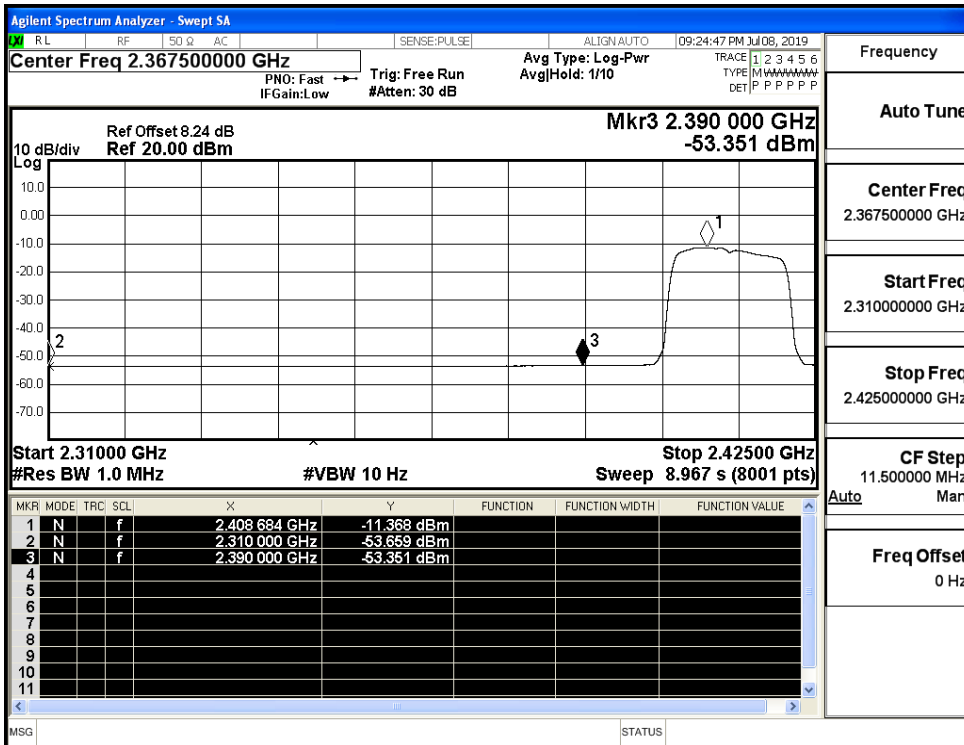
Restrict-band band-edge measurements_11B_2462_Ant1_AV



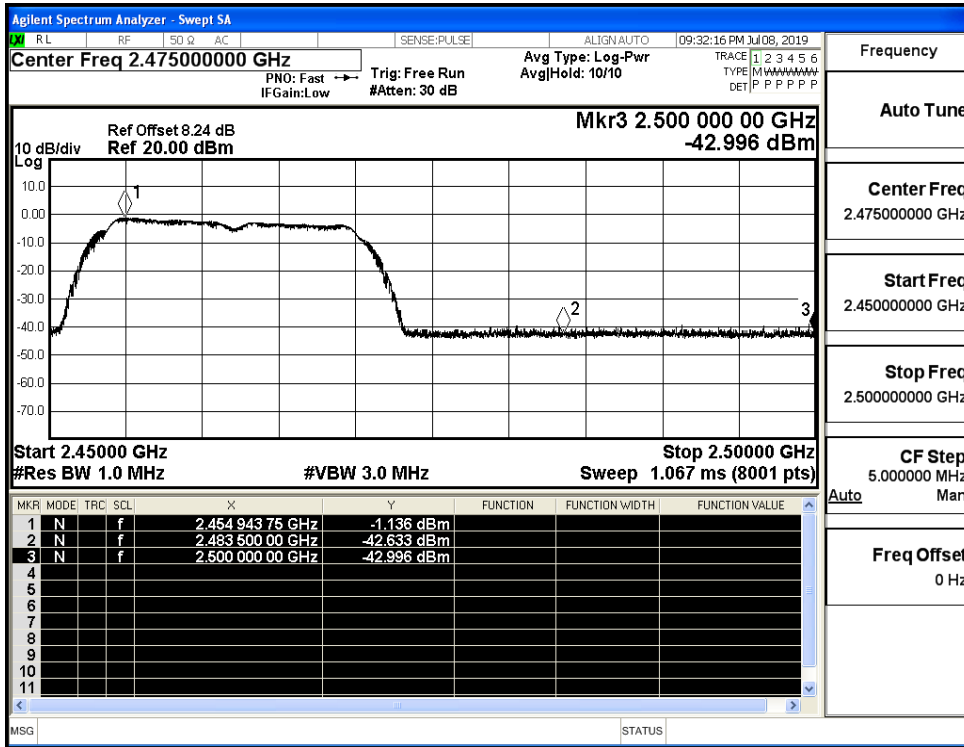
Restrict-band band-edge measurements_11G_2412_Ant1_PEAK



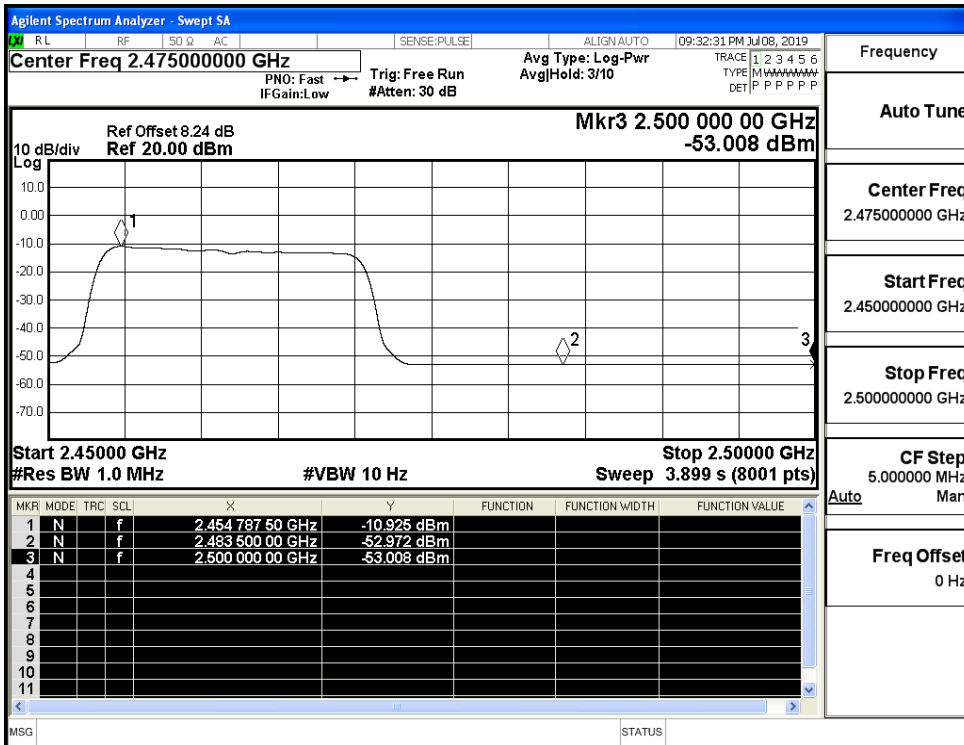
Restrict-band band-edge measurements_11G_2412_Ant1_AV



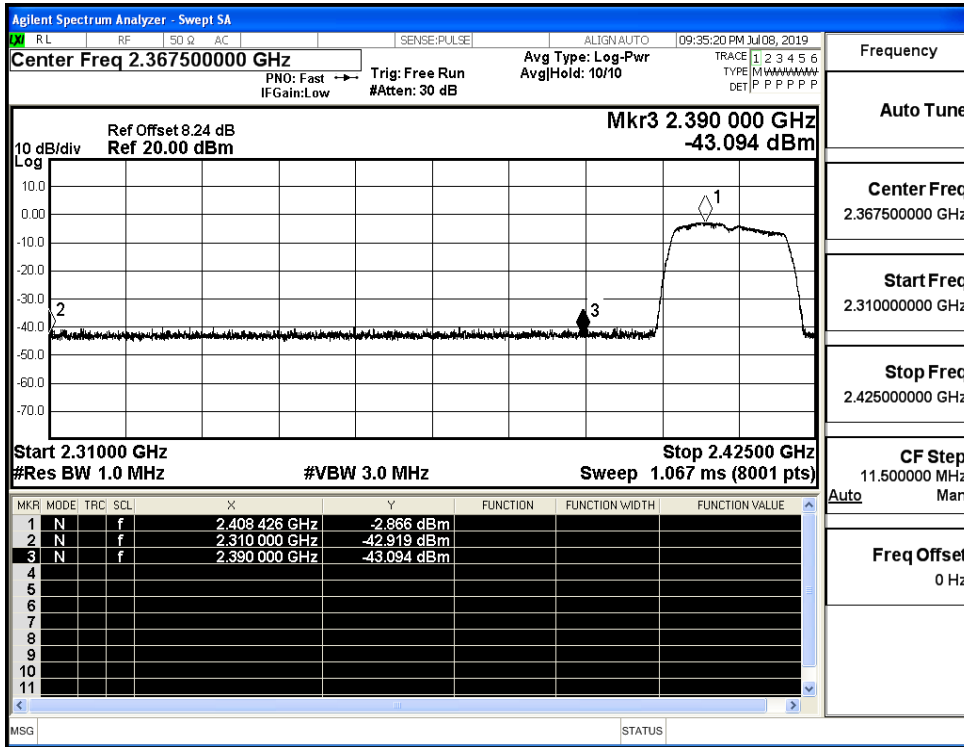
Restrict-band band-edge measurements_11G_2462_Ant1_PEAK



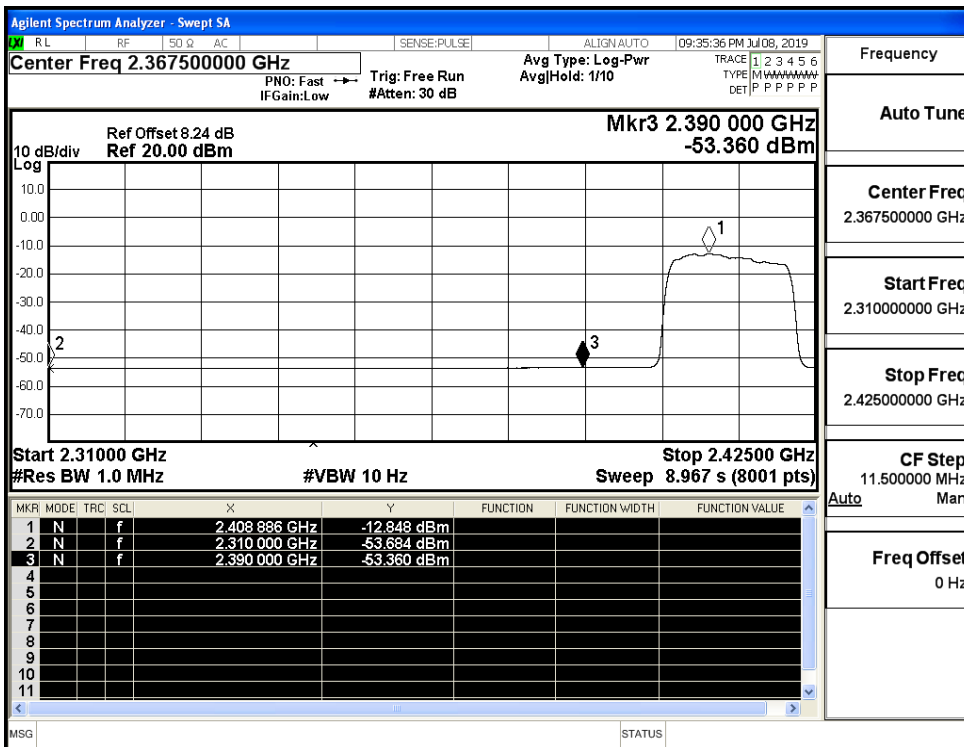
Restrict-band band-edge measurements_11G_2462_Ant1_AV



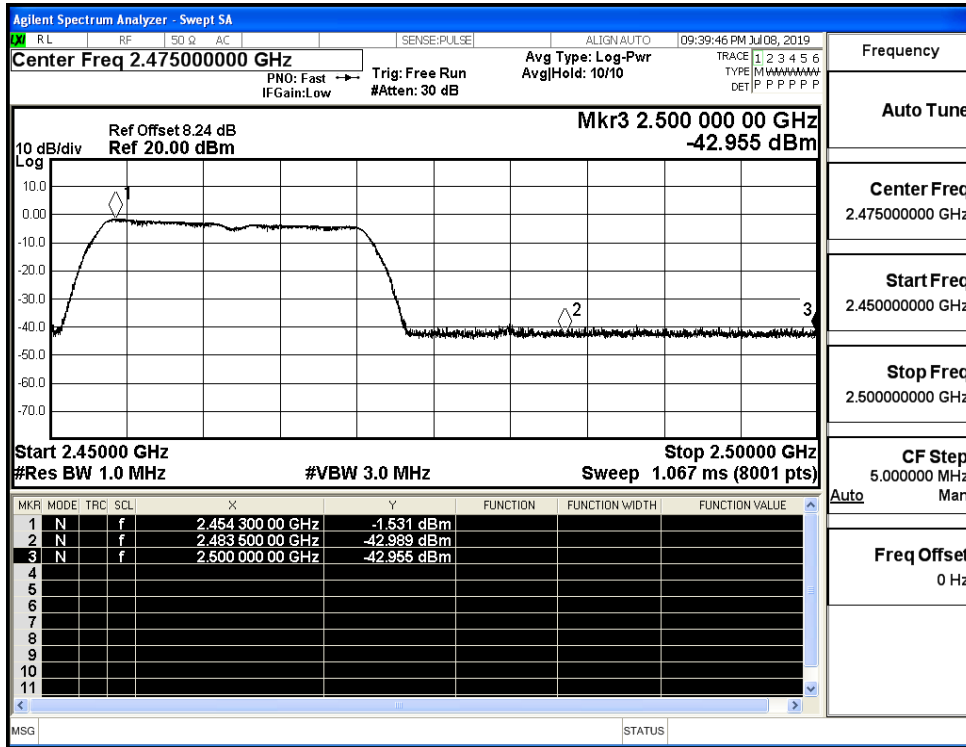
Restrict-band band-edge measurements_11N20SISO_2412_Ant1_PEAK



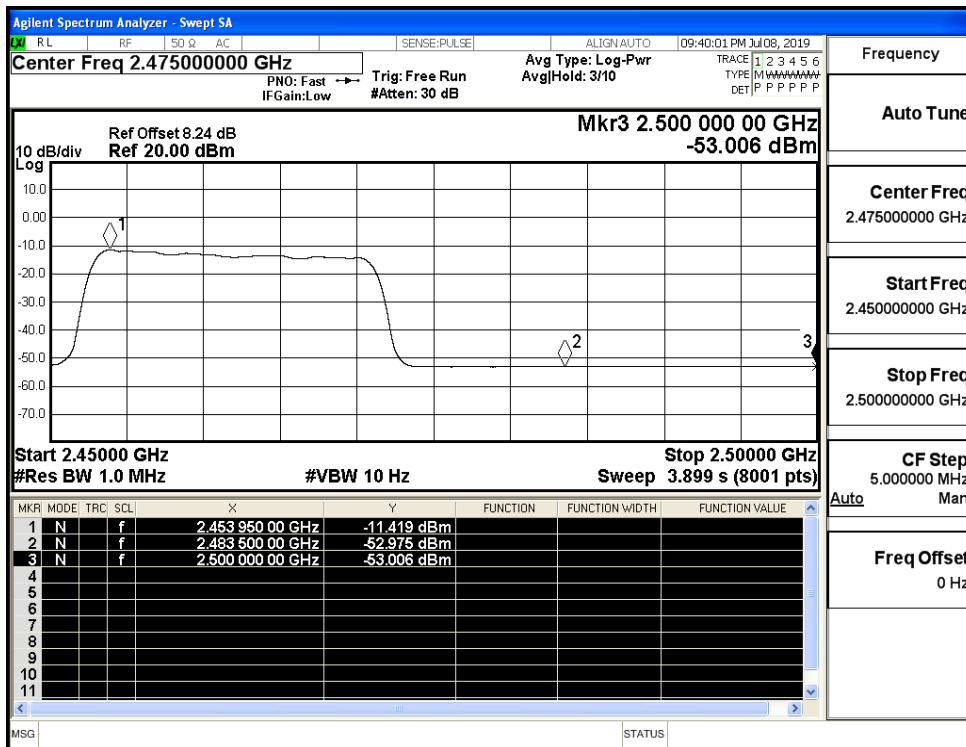
Restrict-band band-edge measurements_11N20SISO_2412_Ant1_AV



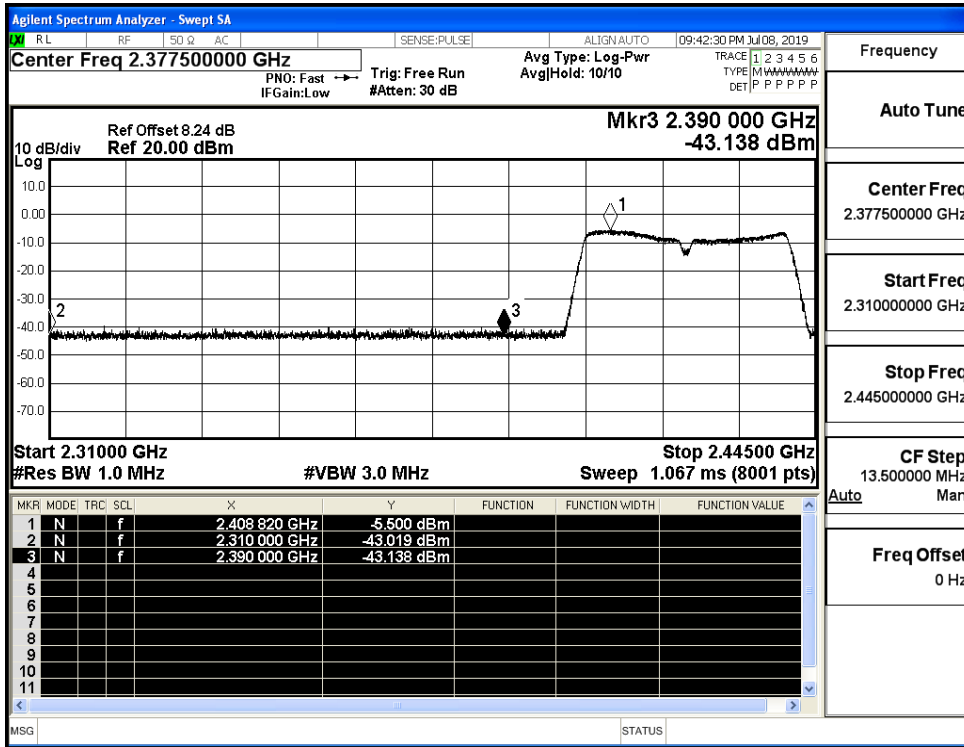
Restrict-band band-edge measurements_11N20SISO_2462_Ant1_PEAK



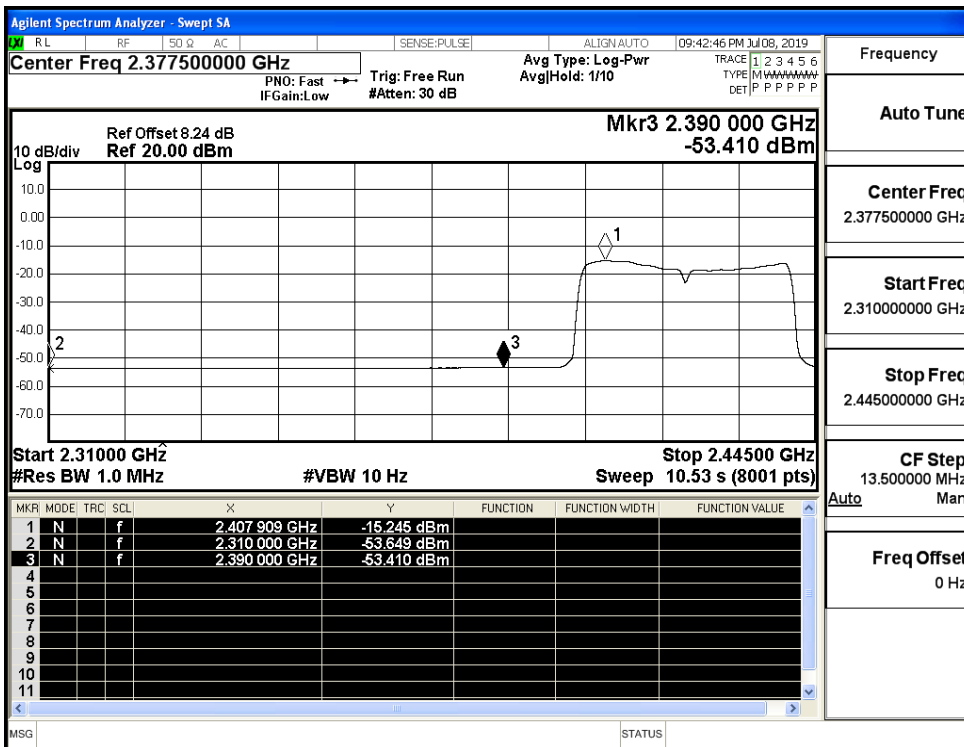
Restrict-band band-edge measurements_11N20SISO_2462_Ant1_AV



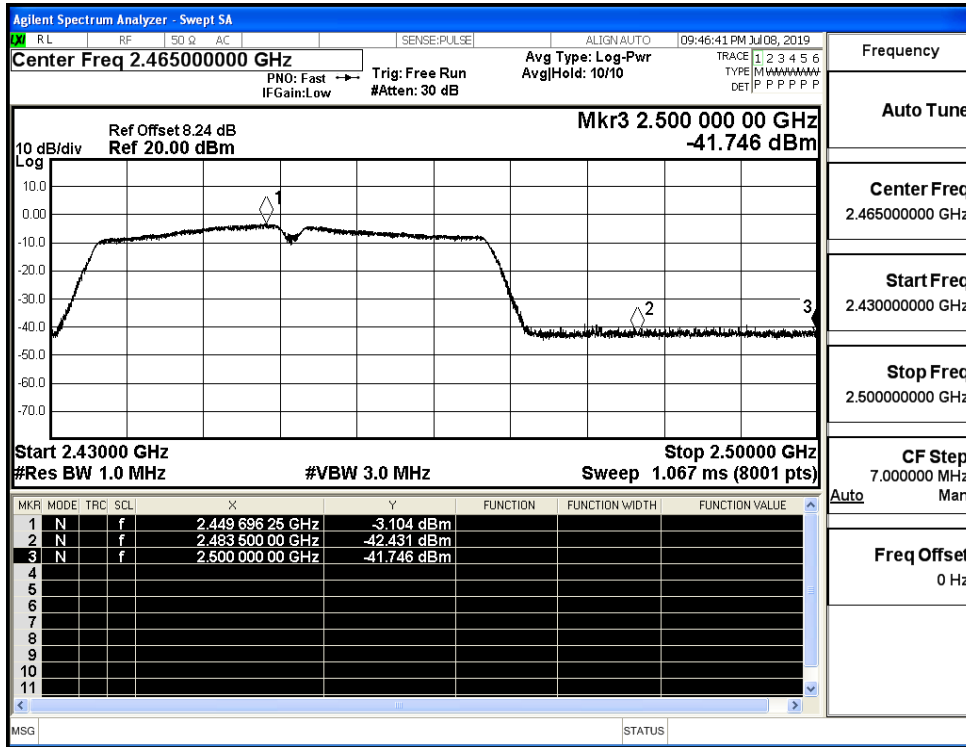
Restrict-band band-edge measurements_11N40SISO_2422_Ant1_PEAK



Restrict-band band-edge measurements_11N40SISO_2422_Ant1_AV



Restrict-band band-edge measurements_11N40SISO_2452_Ant1_PEAK



Restrict-band band-edge measurements_11N40SISO_2452_Ant1_AV

