

Appendix A

RF Test Data for BT V4.0 (BDR/EDR) (Conducted Measurement)

Product Name: TABLET PC

Trade Mark: FUSION5

Test Model: FWIN232 Plus

Environmental Conditions

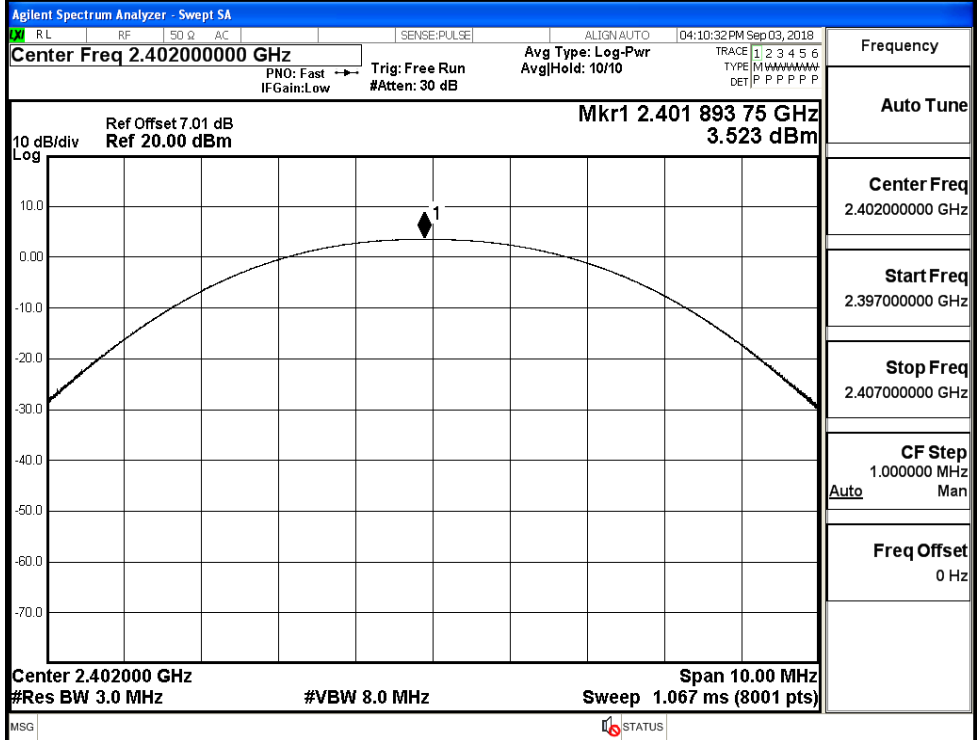
Temperature:	24.5 ° C
Relative Humidity:	54.2%
ATM Pressure:	100.0 kPa
Test Engineer:	Tom Liu
Supervised by:	Jayden Zhuo

A.1 Maxmum Conducted Peak Output Power

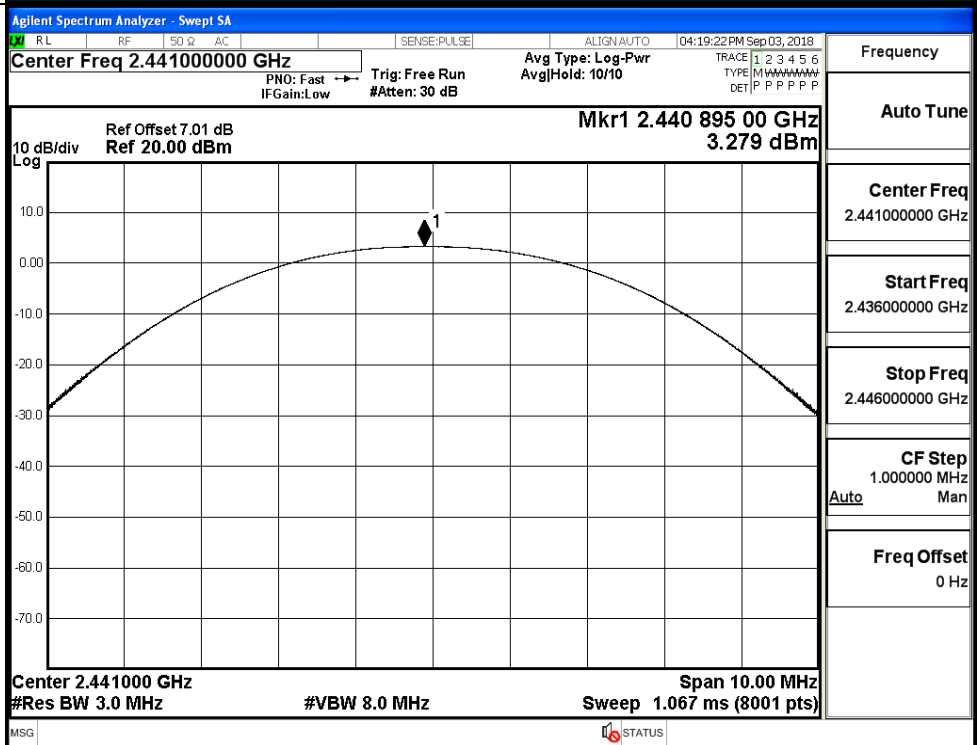
Mode	Channel.	Maximum Peak Output Power [dBm]	Limit [dBm]	Verdict
GFSK	LCH	3.523	21	PASS
	MCH	3.279	21	PASS
	HCH	3.188	21	PASS
π/4DQPSK	LCH	2.615	21	PASS
	MCH	2.555	21	PASS
	HCH	2.413	21	PASS
8DPSK	LCH	2.740	21	PASS
	MCH	2.642	21	PASS
	HCH	2.519	21	PASS

Test Graphs

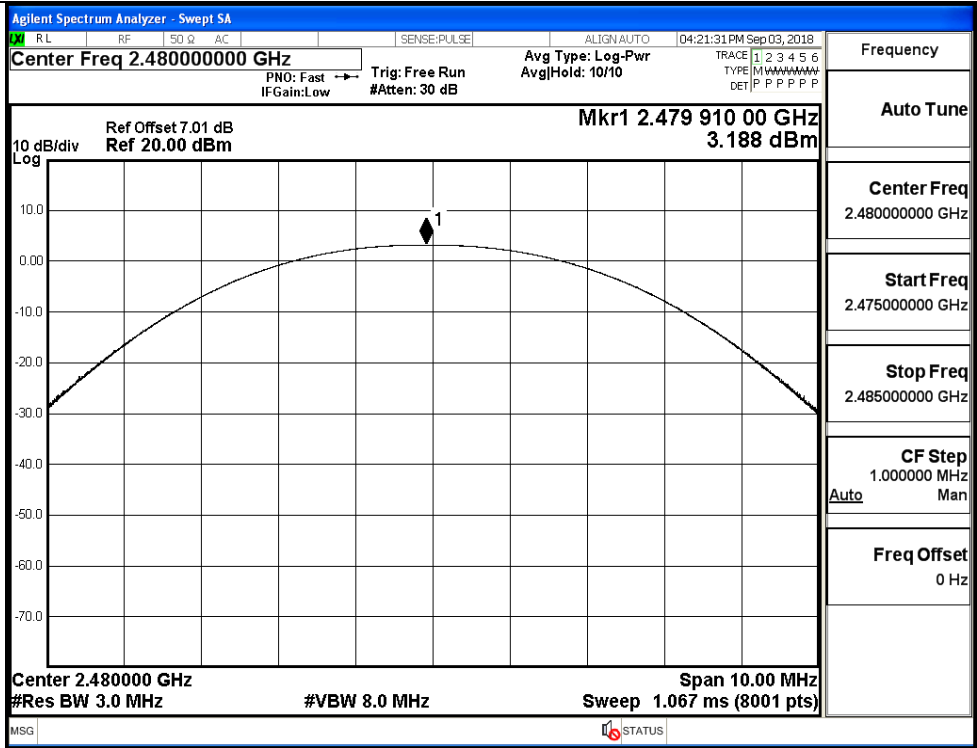
GFSK/LCH



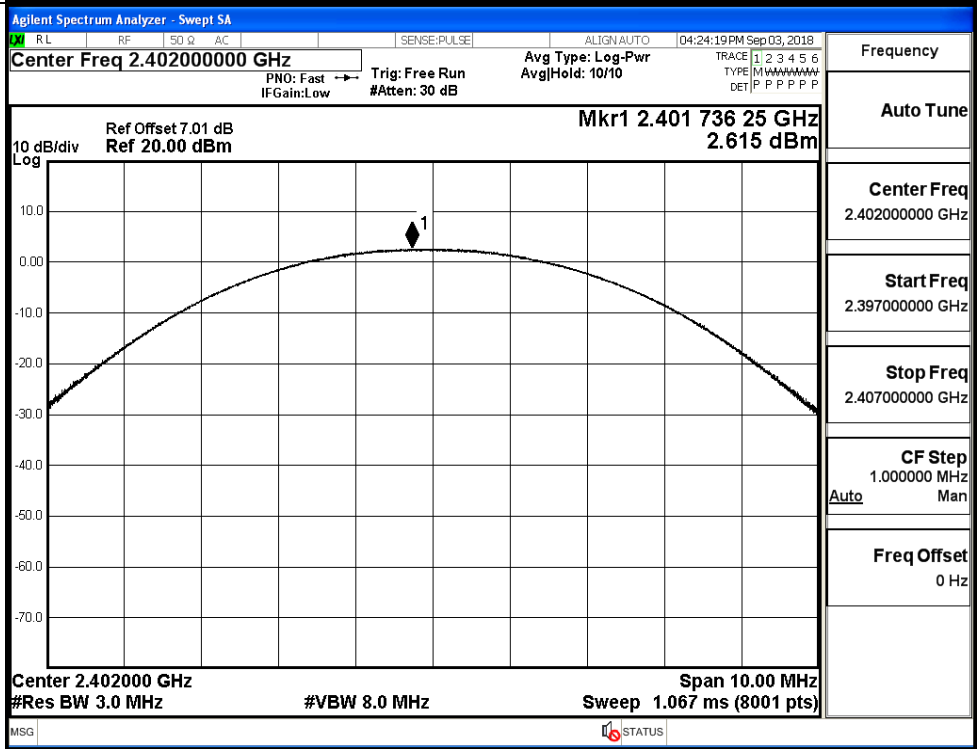
GFSK/MCH



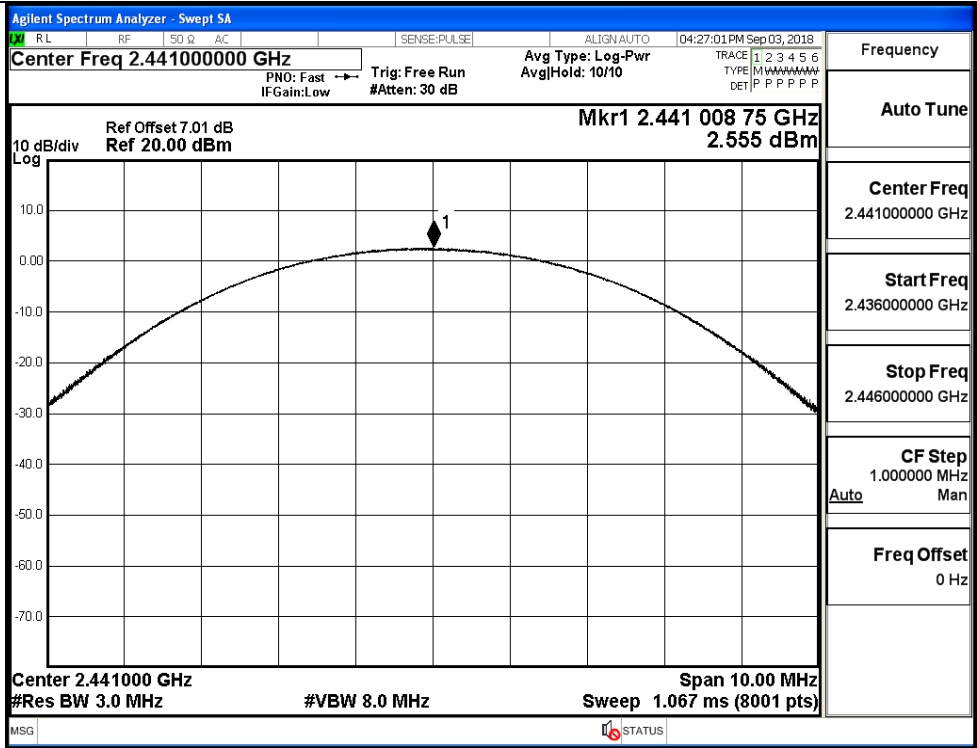
GFSK/HCH



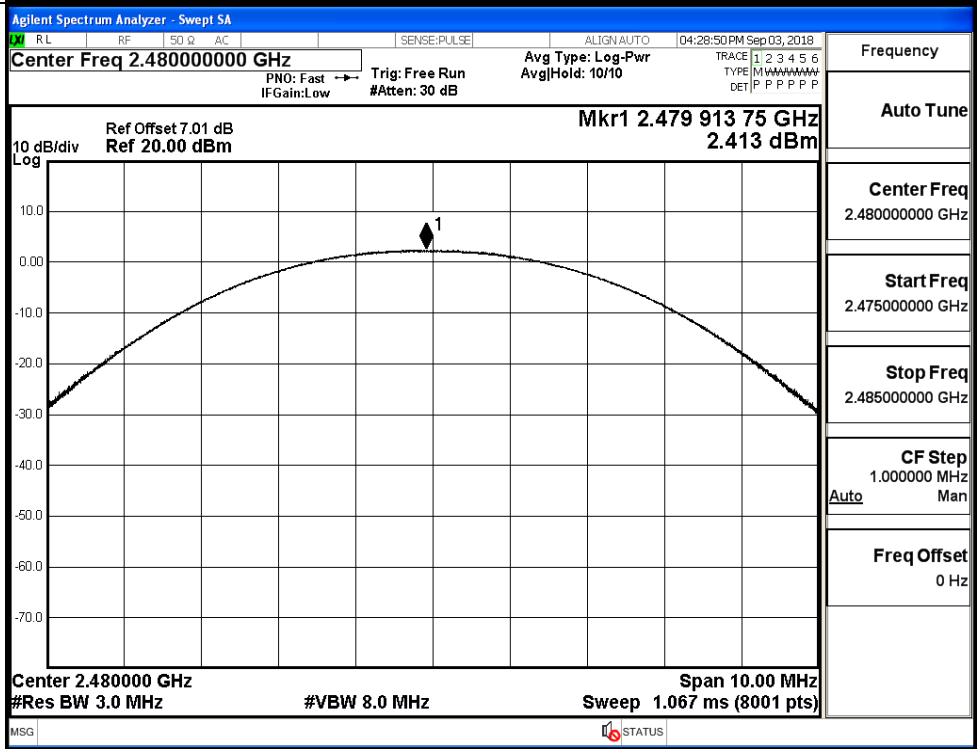
π /4DQPSK/LCH



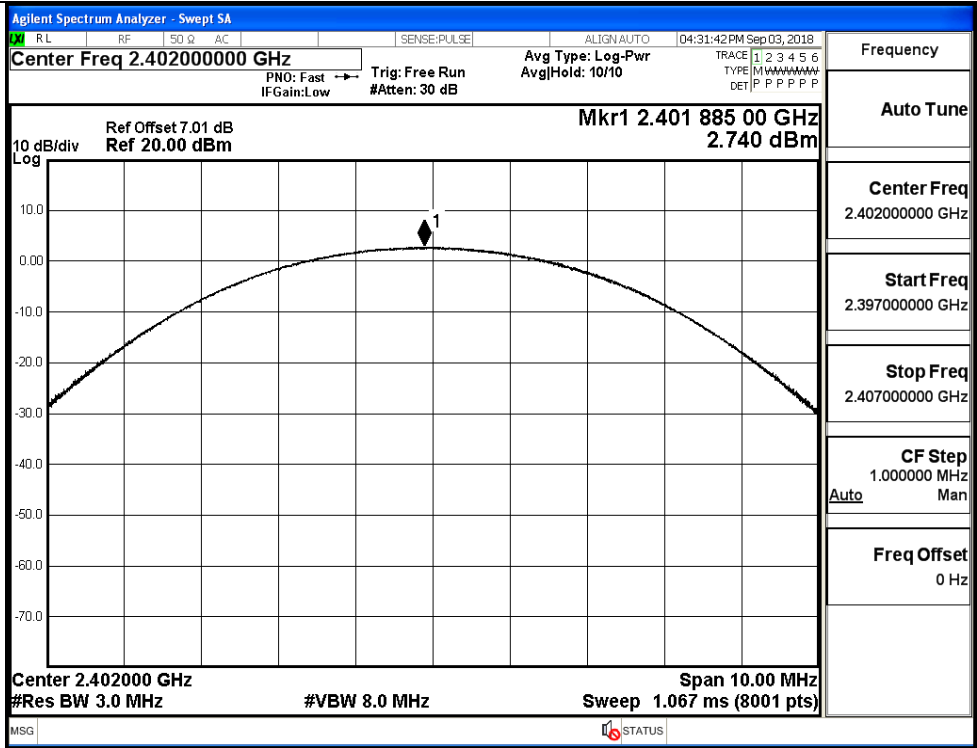
π /4DQPSK/MCH



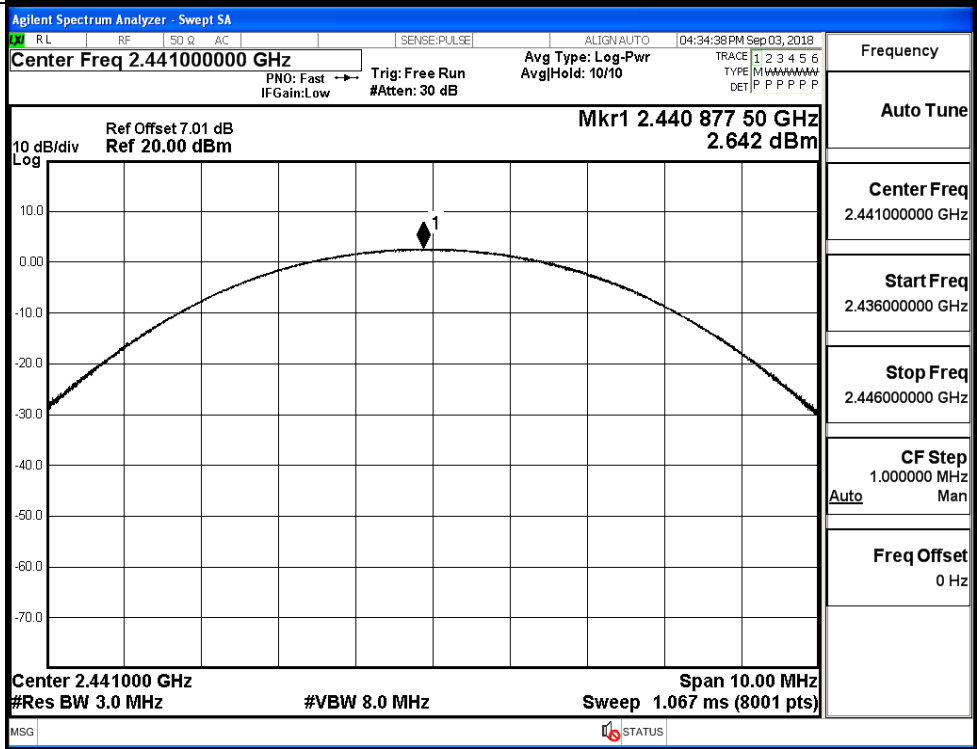
π /4DQPSK/HCH



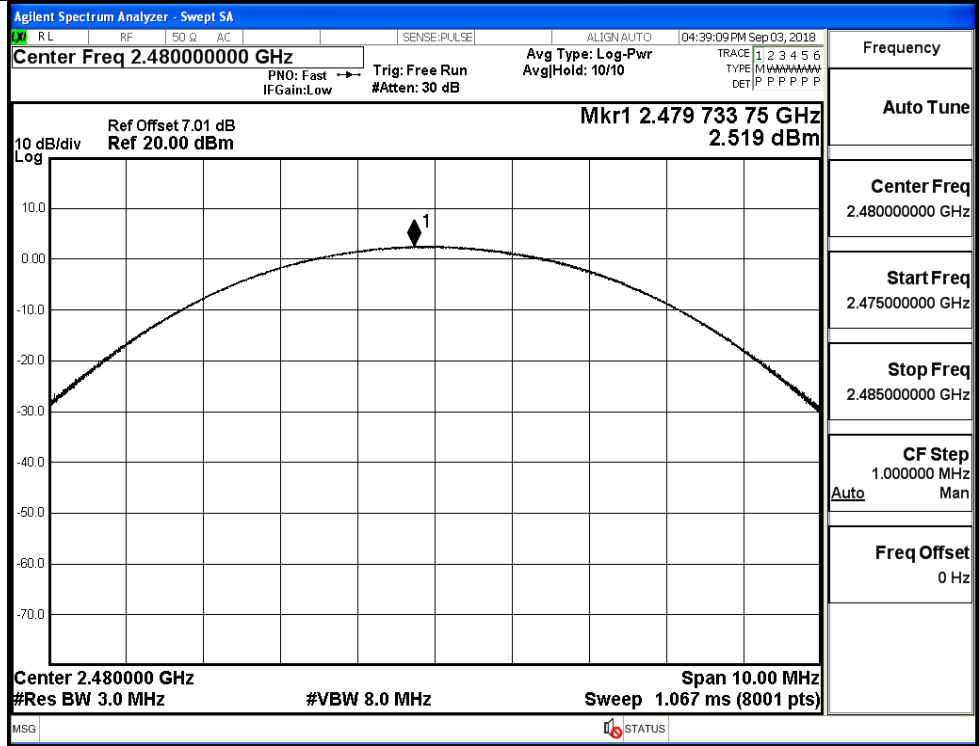
8DPSK/LCH



8DPSK/MCH

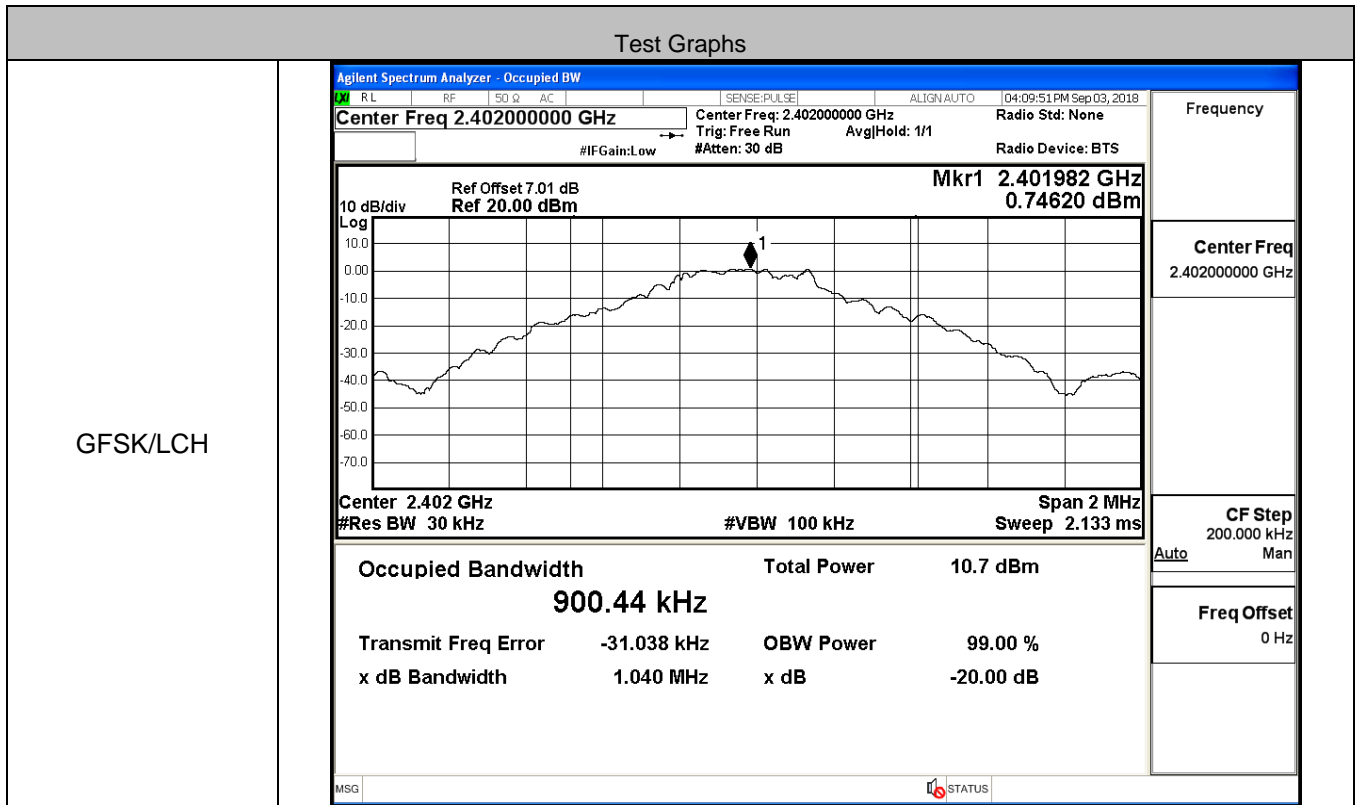


8DPSK/HCH

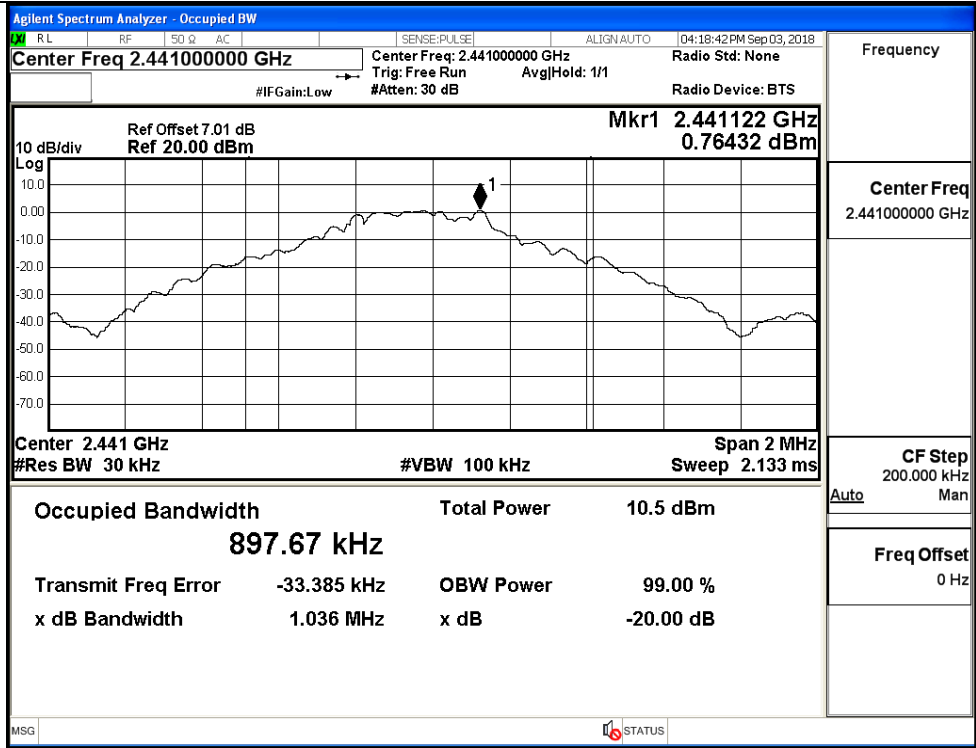


A.2 99% and 20dB Bandwidth

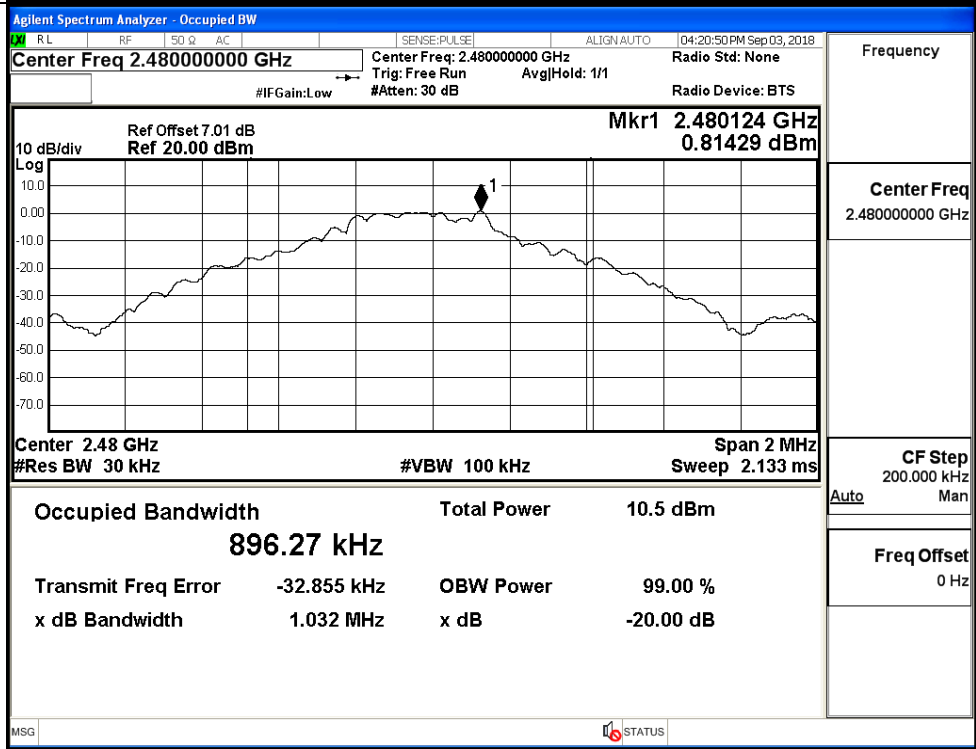
Mode	Channel.	99% Bandwidth [MHz]	20dB Bandwidth [MHz]	Limit [MHz]	Verdict
GFSK	LCH	0.90044	1.040	Not Specified	PASS
	MCH	0.89767	1.036	Not Specified	PASS
	HCH	0.89627	1.032	Not Specified	PASS
π/4DQPSK	LCH	1.1691	1.288	Not Specified	PASS
	MCH	1.1697	1.288	Not Specified	PASS
	HCH	1.1699	1.289	Not Specified	PASS
8DPSK	LCH	1.1764	1.291	Not Specified	PASS
	MCH	1.1773	1.293	Not Specified	PASS
	HCH	1.1794	1.298	Not Specified	PASS



GFSK/MCH

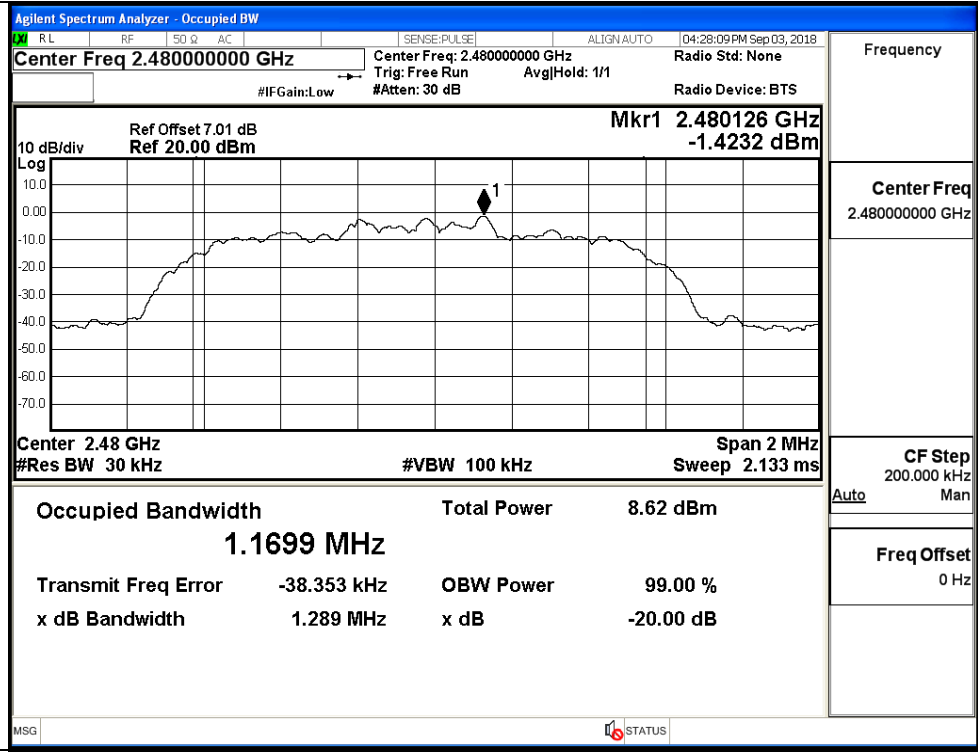


GFSK/HCH



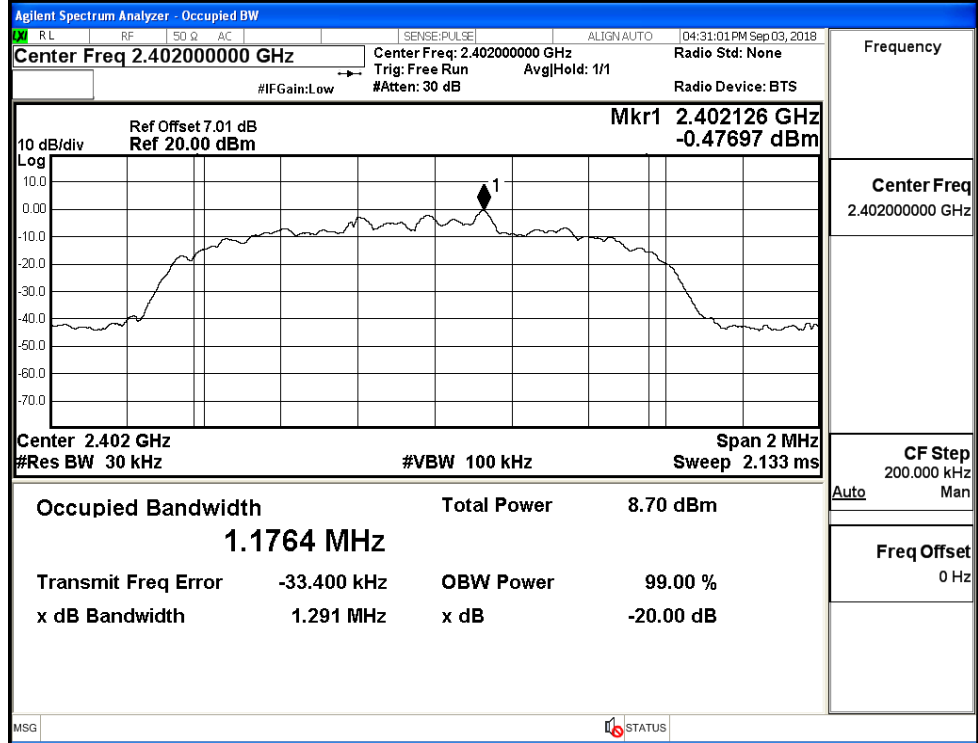
<p style="text-align: center;">π/4DQPSK/LCH</p>	<p>Agilent Spectrum Analyzer - Occupied BW</p> <p>Center Freq 2.40200000 GHz</p> <p>Mkr1 2.402128 GHz -1.2546 dBm</p> <p>10 dB/div</p> <p>Ref Offset 7.01 dB</p> <p>Ref 20.00 dBm</p> <p>Center 2.402 GHz</p> <p>#Res BW 30 kHz</p> <p>#VBW 100 kHz</p> <p>Span 2 MHz</p> <p>Sweep 2.133 ms</p> <p>Occupied Bandwidth 1.1691 MHz</p> <p>Total Power 8.73 dBm</p> <p>Transmit Freq Error -36.775 kHz</p> <p>OBW Power 99.00 %</p> <p>x dB Bandwidth 1.288 MHz</p> <p>x dB -20.00 dB</p>	<p>Frequency</p> <p>Center Freq</p> <p>2.40200000 GHz</p> <p>CF Step</p> <p>200.000 kHz</p> <p>Auto Man</p> <p>Freq Offset</p> <p>0 Hz</p>
<p style="text-align: center;">π/4DQPSK/MCH</p>	<p>Agilent Spectrum Analyzer - Occupied BW</p> <p>Center Freq 2.44100000 GHz</p> <p>Mkr1 2.441126 GHz -1.2672 dBm</p> <p>10 dB/div</p> <p>Ref Offset 7.01 dB</p> <p>Ref 20.00 dBm</p> <p>Center 2.441 GHz</p> <p>#Res BW 30 kHz</p> <p>#VBW 100 kHz</p> <p>Span 2 MHz</p> <p>Sweep 2.133 ms</p> <p>Occupied Bandwidth 1.1697 MHz</p> <p>Total Power 8.69 dBm</p> <p>Transmit Freq Error -36.899 kHz</p> <p>OBW Power 99.00 %</p> <p>x dB Bandwidth 1.288 MHz</p> <p>x dB -20.00 dB</p>	<p>Frequency</p> <p>Center Freq</p> <p>2.44100000 GHz</p> <p>CF Step</p> <p>200.000 kHz</p> <p>Auto Man</p> <p>Freq Offset</p> <p>0 Hz</p>

$\pi/4$ DQPSK/HCH



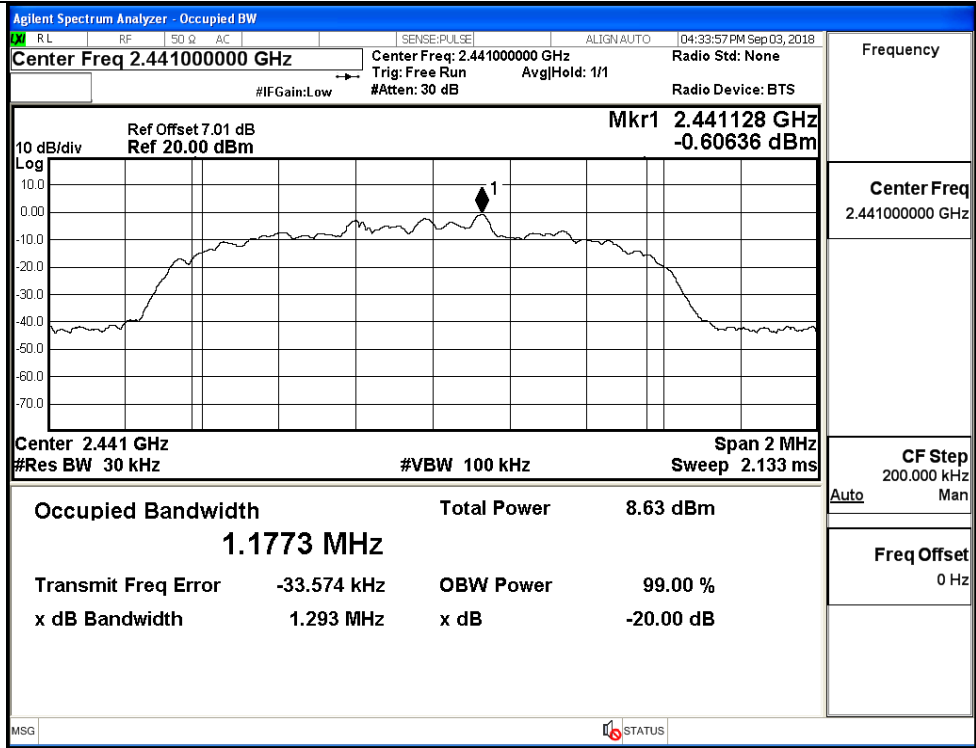
Frequency	2.48000000 GHz
Center Freq	2.48000000 GHz
CF Step	200.000 kHz
Auto	Man
Freq Offset	0 Hz

8DPSK/LCH

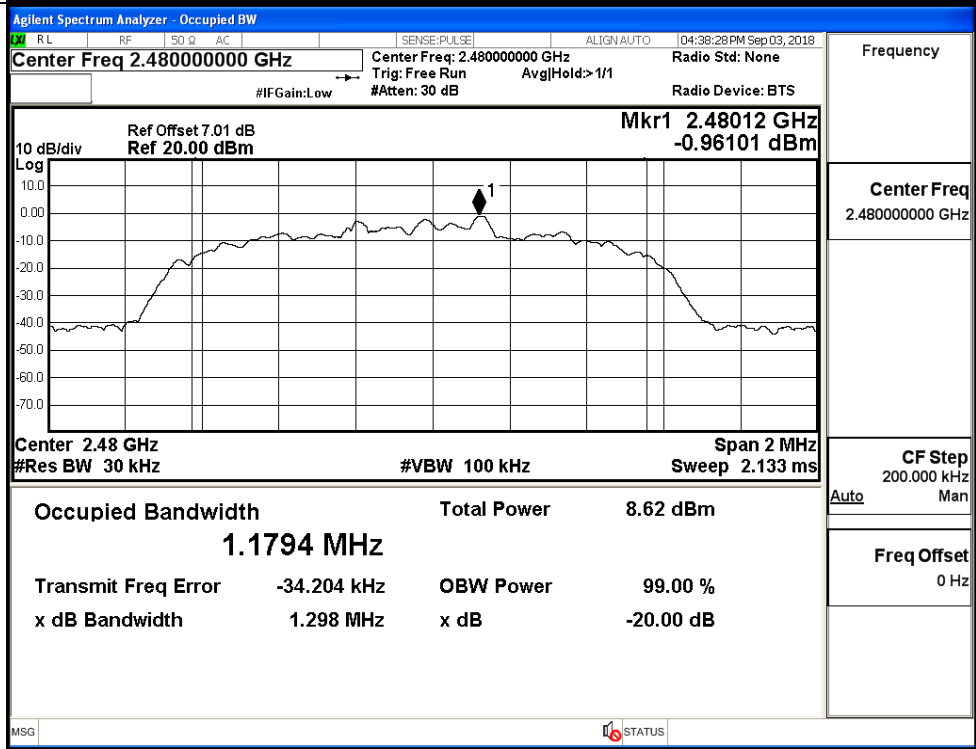


Frequency	2.40200000 GHz
Center Freq	2.40200000 GHz
CF Step	200.000 kHz
Auto	Man
Freq Offset	0 Hz

8DPSK/MCH

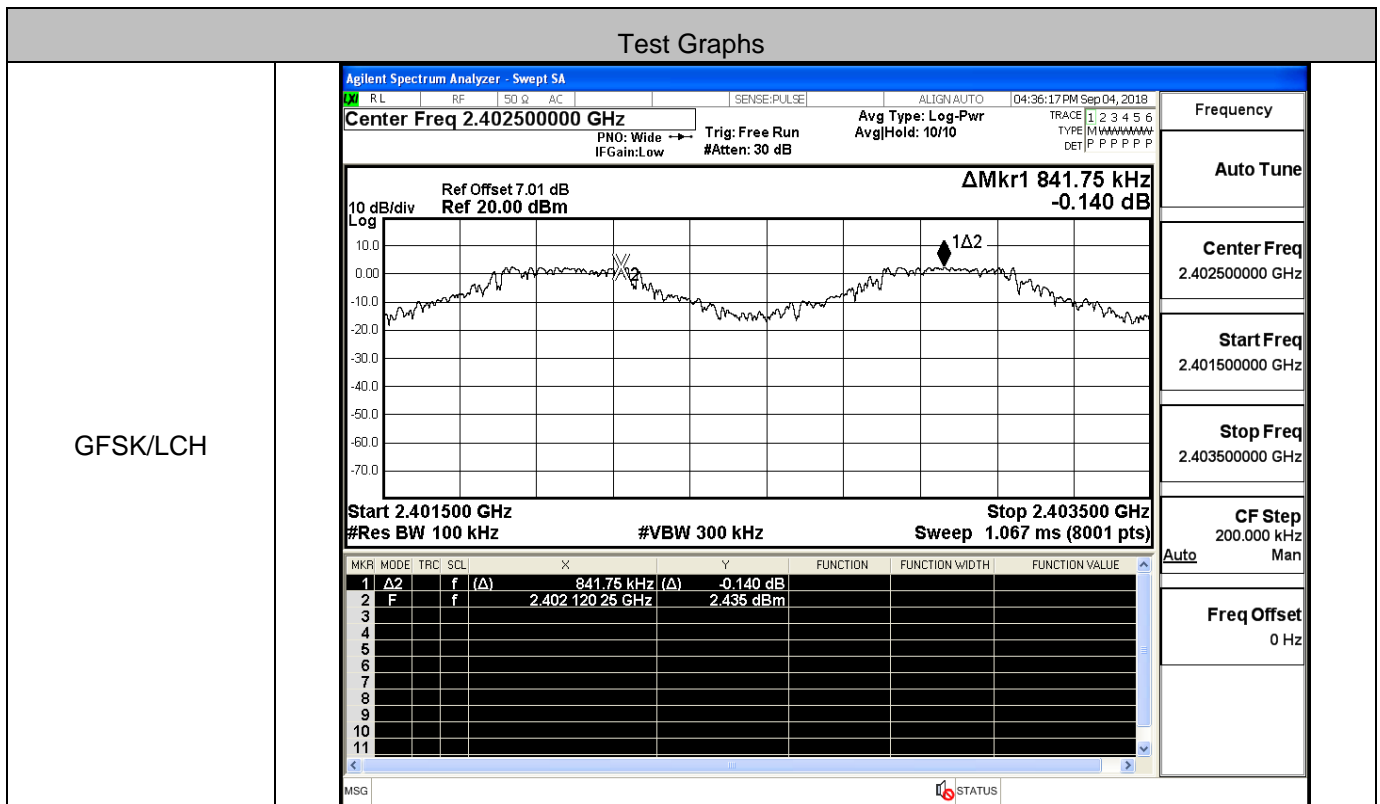


8DPSK/HCH

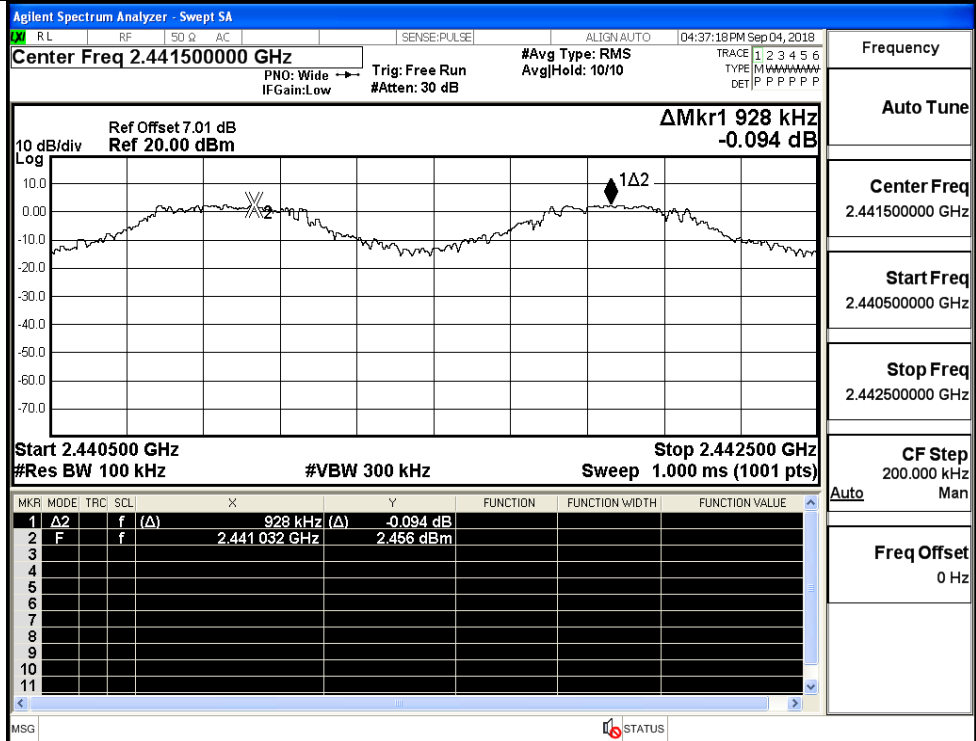


A.3 Carrier Frequency Separation

Mode	Channel	Carrier Frequency Separation [MHz]	Limit [MHz]	Verdict
GFSK	LCH	0.842	0.693	PASS
	MCH	0.928	0.691	PASS
	HCH	0.932	0.688	PASS
π/4DQPSK	LCH	0.976	0.859	PASS
	MCH	1.044	0.859	PASS
	HCH	1.208	0.859	PASS
8DPSK	LCH	1.164	0.861	PASS
	MCH	1.340	0.862	PASS
	HCH	0.886	0.865	PASS



GFSK/MCH



Frequency

Auto Tune

Center Freq
2.441500000 GHz

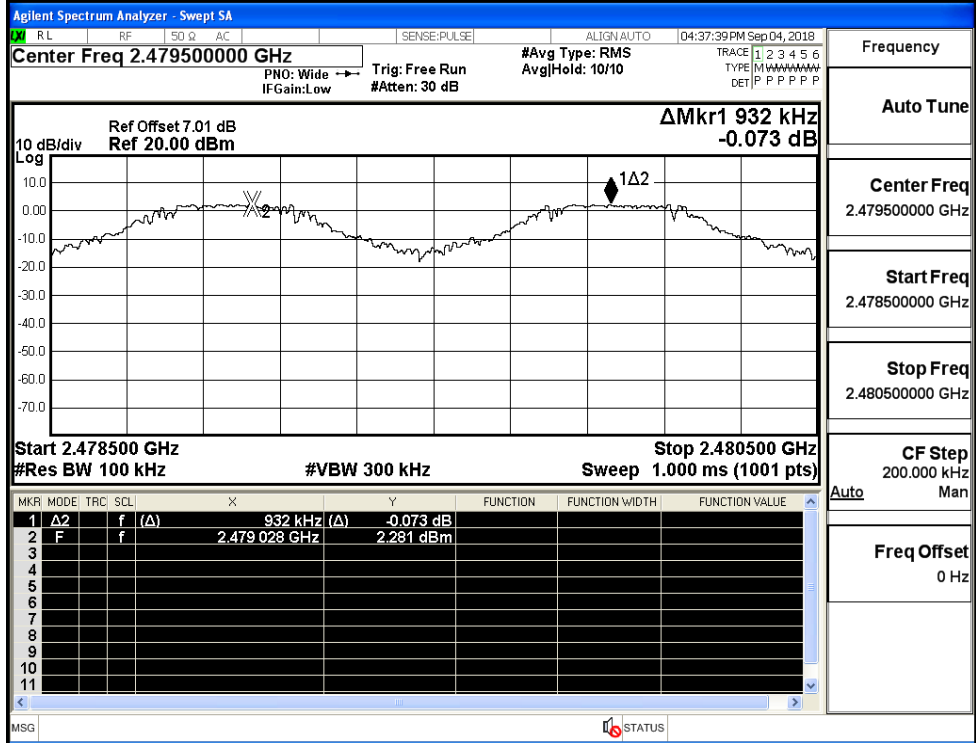
Start Freq
2.440500000 GHz

Stop Freq
2.442500000 GHz

CF Step
200.000 kHz
Auto Man

Freq Offset
0 Hz

GFSK/HCH



Frequency

Auto Tune

Center Freq
2.479500000 GHz

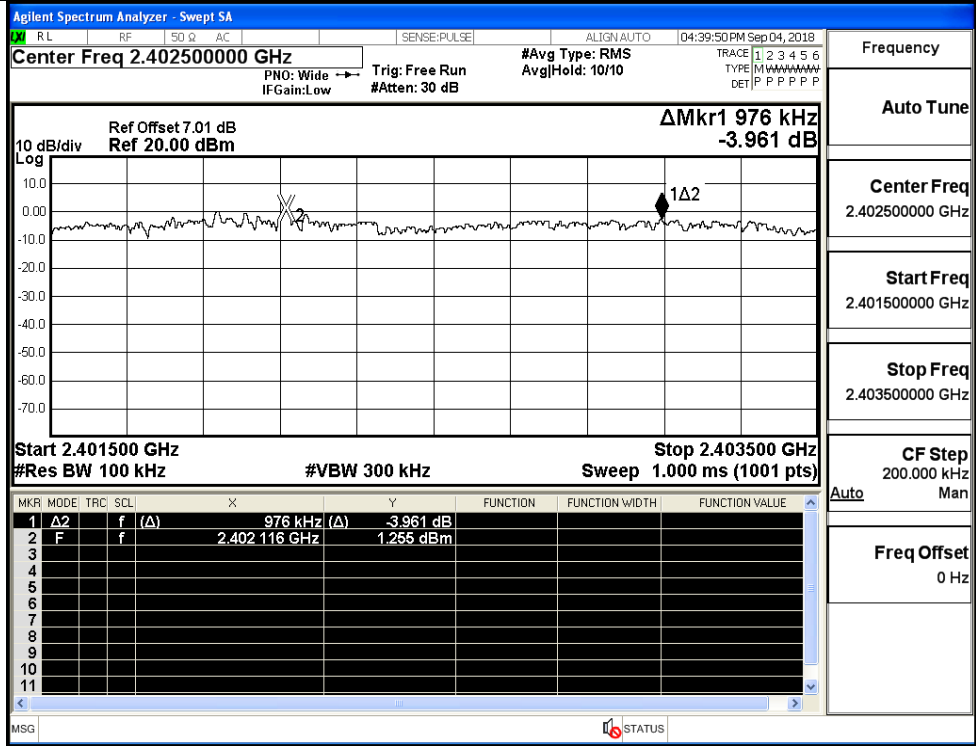
Start Freq
2.478500000 GHz

Stop Freq
2.480500000 GHz

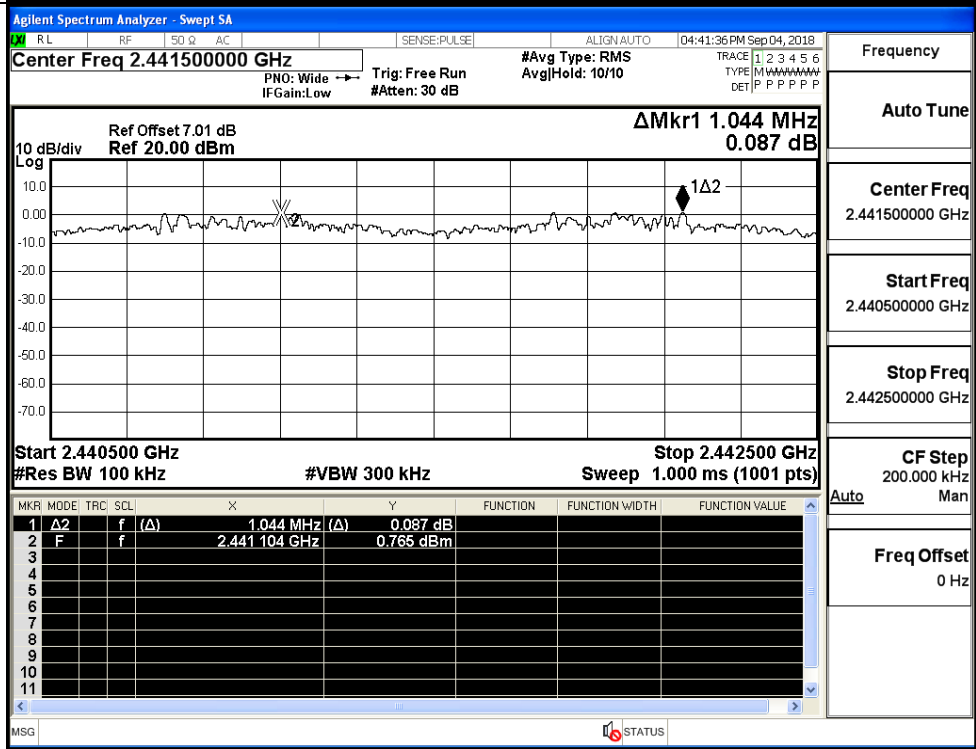
CF Step
200.000 kHz
Auto Man

Freq Offset
0 Hz

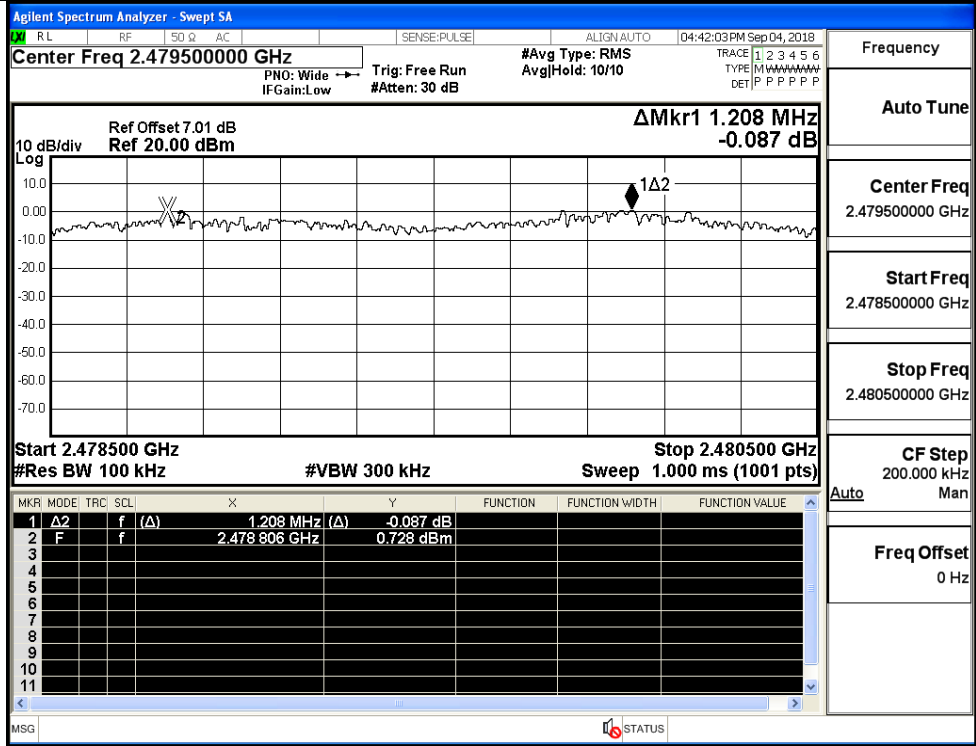
π/4DQPSK/LCH



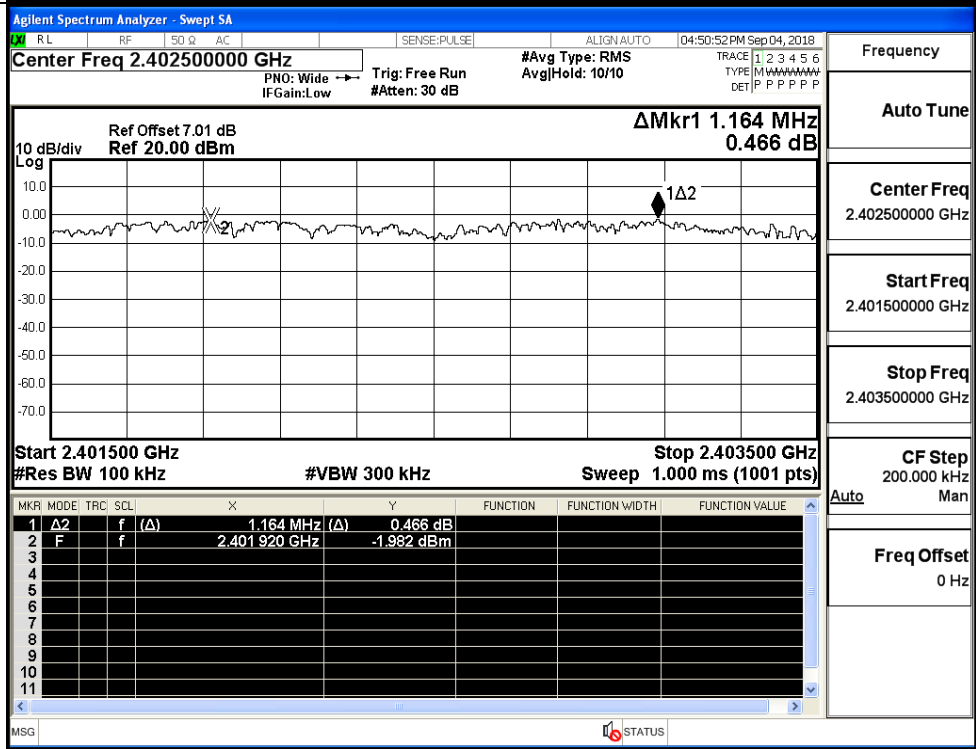
π/4DQPSK/MCH



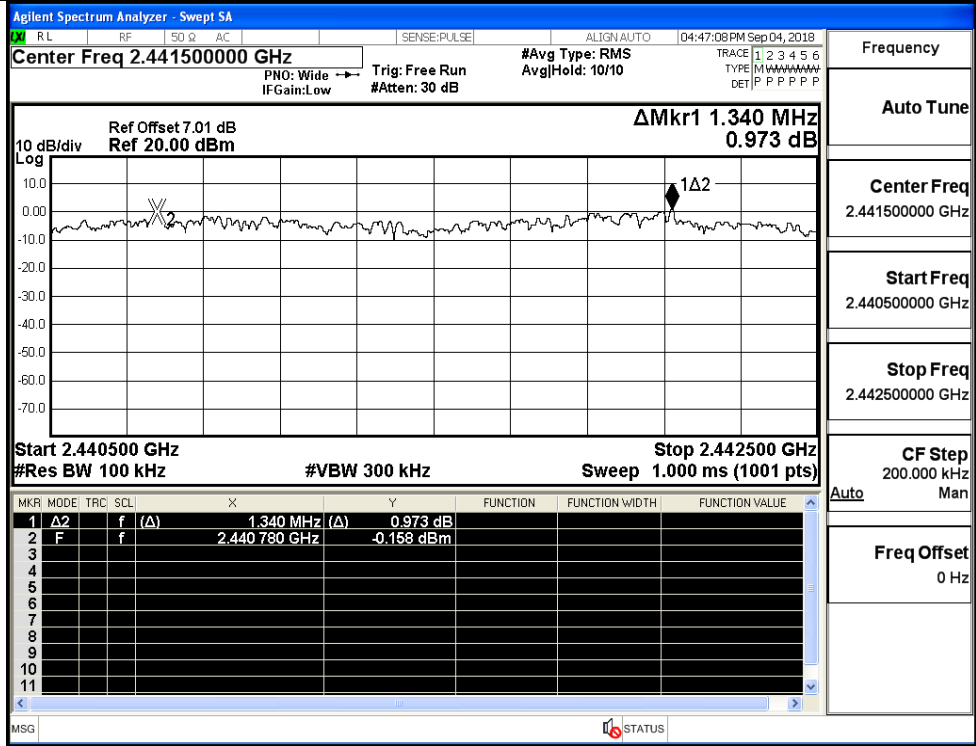
π/4DQPSK/HCH



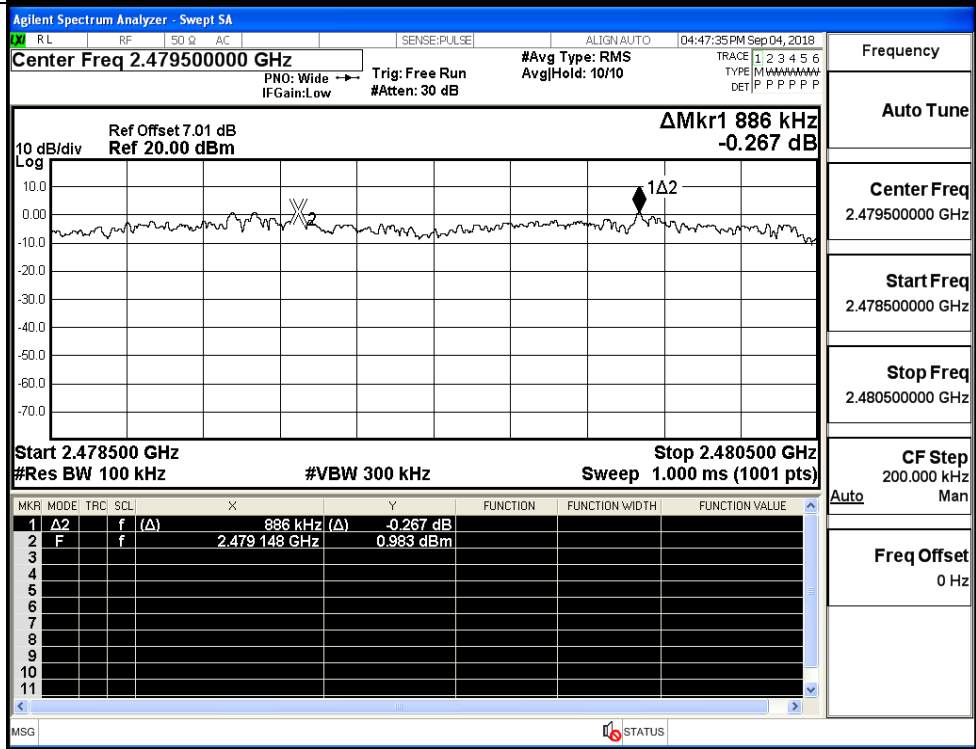
8DPSK/LCH



8DPSK/MCH



8DPSK/HCH



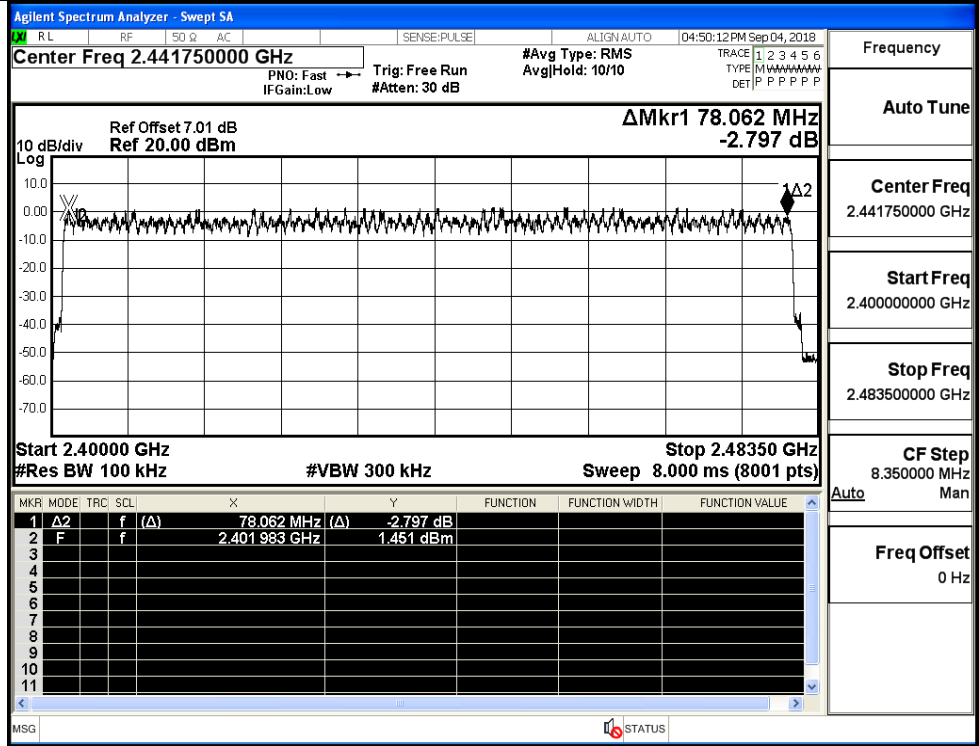
A.4 Hopping Channel Number

Mode	Channel.	Number of Hopping Channel [N]	Limit [N]	Verdict
GFSK	Hop	79	>=15	PASS
$\pi/4$ DQPSK	Hop	79	>=15	PASS
8DPSK	Hop	79	>=15	PASS

Test Graphs

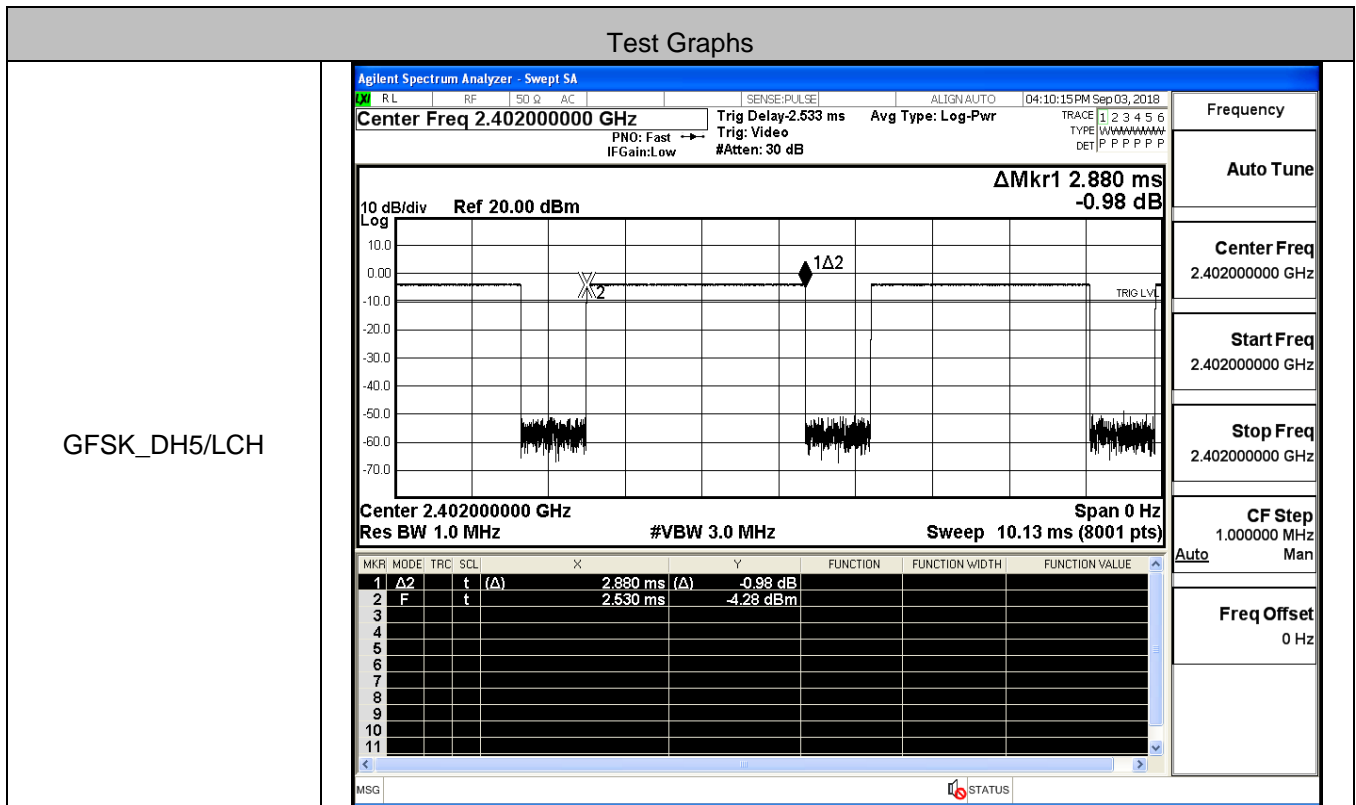
GFSK/Hop	<p>Agilent Spectrum Analyzer - Swept SA Center Freq 2.441750000 GHz #Avg Type: RMS AvgHold: 10/10 Ref Offset 7.01 dB Ref 20.00 dBm ΔMkr1 77.989 MHz 0.072 dB Start 2.40000 GHz Stop 2.48350 GHz #Res BW 100 kHz #VBW 300 kHz Sweep 8.000 ms (8001 pts)</p> <table border="1" style="width: 100%; border-collapse: collapse; font-size: 0.8em;"> <thead> <tr> <th>MKR</th> <th>MODE</th> <th>TRC</th> <th>SCL</th> <th>X</th> <th>Y</th> <th>FUNCTION</th> <th>FUNCTION WIDTH</th> <th>FUNCTION VALUE</th> </tr> </thead> <tbody> <tr> <td>1</td> <td>Δ2</td> <td>f</td> <td>(Δ)</td> <td>77.989 MHz (Δ)</td> <td>0.072 dB</td> <td></td> <td></td> <td></td> </tr> <tr> <td>2</td> <td>F</td> <td>f</td> <td></td> <td>2.401952 GHz</td> <td>2.522 dBm</td> <td></td> <td></td> <td></td> </tr> </tbody> </table>	MKR	MODE	TRC	SCL	X	Y	FUNCTION	FUNCTION WIDTH	FUNCTION VALUE	1	Δ 2	f	(Δ)	77.989 MHz (Δ)	0.072 dB				2	F	f		2.401952 GHz	2.522 dBm			
MKR	MODE	TRC	SCL	X	Y	FUNCTION	FUNCTION WIDTH	FUNCTION VALUE																				
1	Δ 2	f	(Δ)	77.989 MHz (Δ)	0.072 dB																							
2	F	f		2.401952 GHz	2.522 dBm																							
$\pi/4$ DQPSK/Hop	<p>Agilent Spectrum Analyzer - Swept SA Center Freq 2.441750000 GHz #Avg Type: RMS AvgHold: 10/10 Ref Offset 7.01 dB Ref 20.00 dBm ΔMkr1 78.083 MHz -2.476 dB Start 2.40000 GHz Stop 2.48350 GHz #Res BW 100 kHz #VBW 300 kHz Sweep 8.000 ms (8001 pts)</p> <table border="1" style="width: 100%; border-collapse: collapse; font-size: 0.8em;"> <thead> <tr> <th>MKR</th> <th>MODE</th> <th>TRC</th> <th>SCL</th> <th>X</th> <th>Y</th> <th>FUNCTION</th> <th>FUNCTION WIDTH</th> <th>FUNCTION VALUE</th> </tr> </thead> <tbody> <tr> <td>1</td> <td>Δ2</td> <td>f</td> <td>(Δ)</td> <td>78.083 MHz (Δ)</td> <td>-2.476 dB</td> <td></td> <td></td> <td></td> </tr> <tr> <td>2</td> <td>F</td> <td>f</td> <td></td> <td>2.401973 GHz</td> <td>0.462 dBm</td> <td></td> <td></td> <td></td> </tr> </tbody> </table>	MKR	MODE	TRC	SCL	X	Y	FUNCTION	FUNCTION WIDTH	FUNCTION VALUE	1	Δ 2	f	(Δ)	78.083 MHz (Δ)	-2.476 dB				2	F	f		2.401973 GHz	0.462 dBm			
MKR	MODE	TRC	SCL	X	Y	FUNCTION	FUNCTION WIDTH	FUNCTION VALUE																				
1	Δ 2	f	(Δ)	78.083 MHz (Δ)	-2.476 dB																							
2	F	f		2.401973 GHz	0.462 dBm																							

8DPSK/Hop

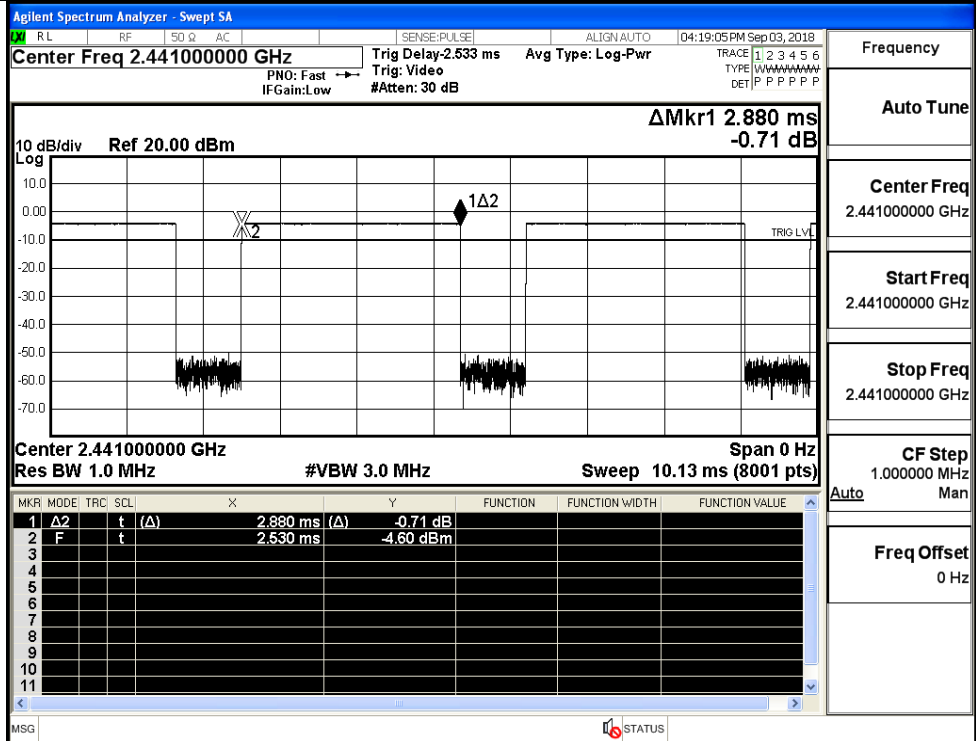


A.5 Dwell Time

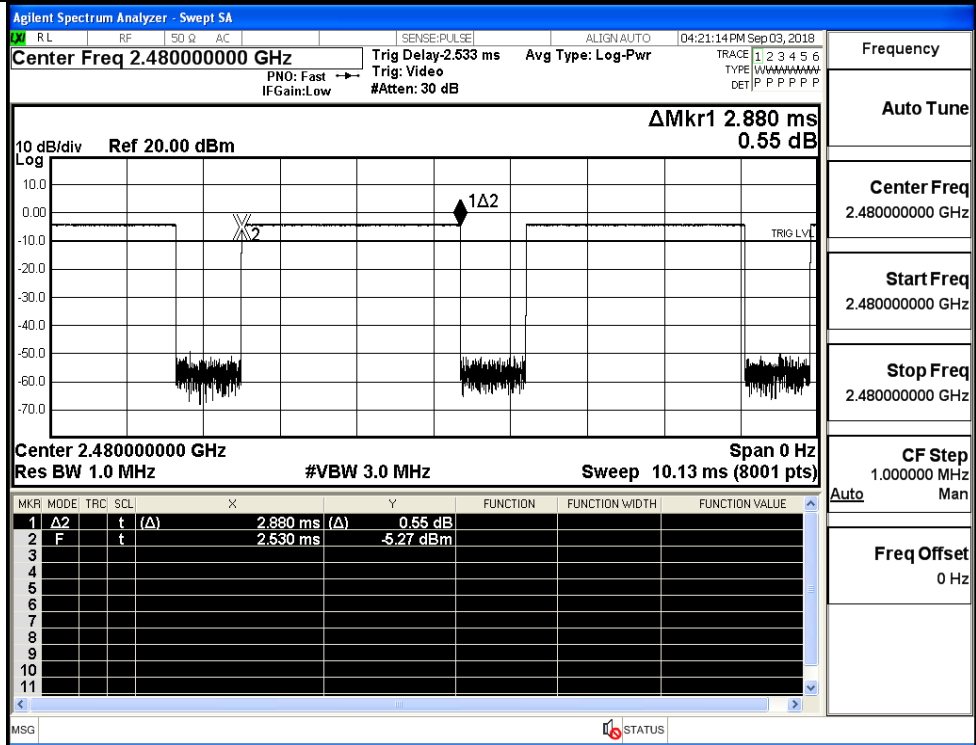
Mode	Packet	Channel	Burst Width [ms/hop/ch]	Total Hops[hop*ch]	Dwell Time[s]	Limit [s]	Verdict
GFSK	DH5	LCH	2.88	106.7	0.307	0.4	PASS
	DH5	MCH	2.88	106.7	0.307	0.4	PASS
	DH5	HCH	2.88	106.7	0.307	0.4	PASS
π/4DQPSK	2DH5	LCH	2.88	106.7	0.307	0.4	PASS
	2DH5	MCH	2.88	106.7	0.307	0.4	PASS
	2DH5	HCH	2.88	106.7	0.307	0.4	PASS
8DPSK	3DH5	LCH	2.89	106.7	0.308	0.4	PASS
	3DH5	MCH	2.89	106.7	0.308	0.4	PASS
	3DH5	HCH	2.89	106.7	0.308	0.4	PASS



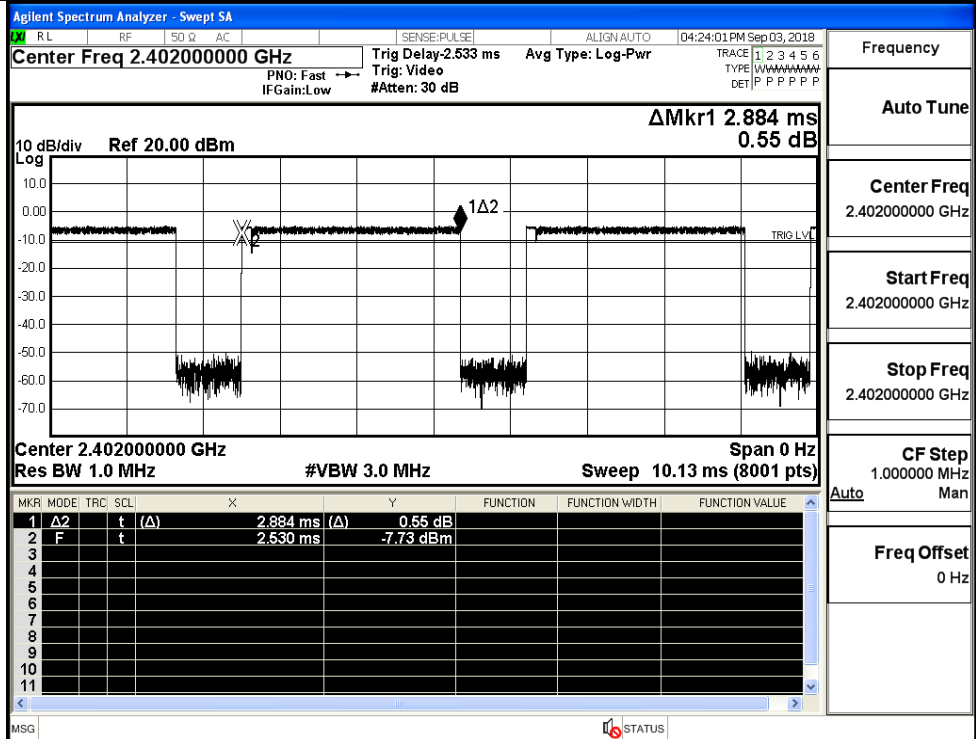
GFSK_DH5/MCH



GFSK_DH5/HCH

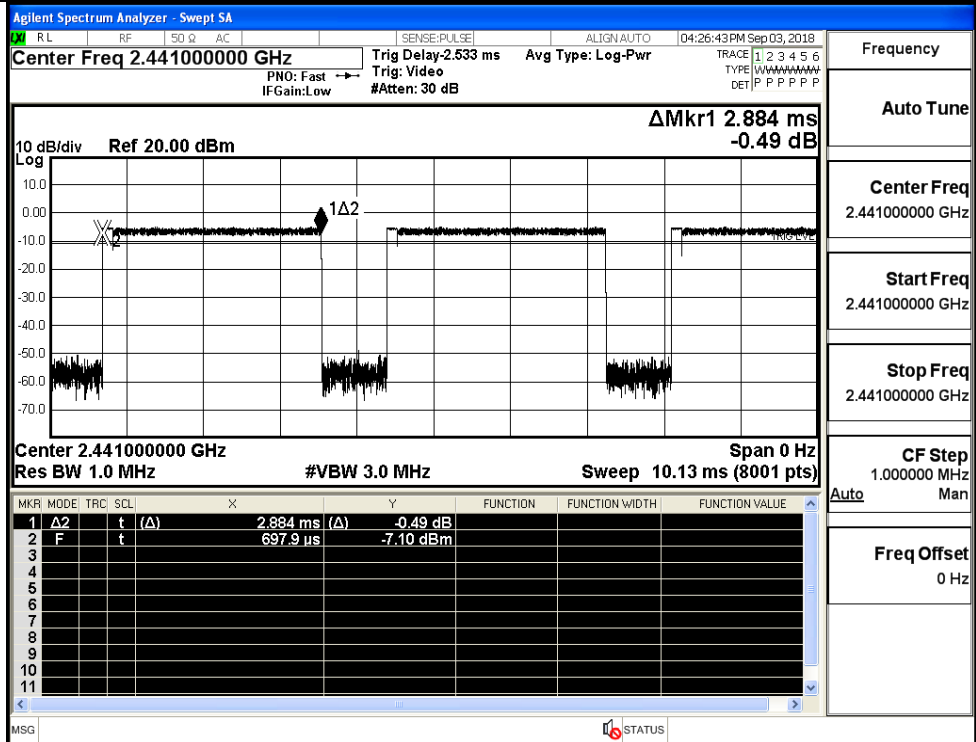


$\pi/4$ DQPSK
_2DH5/LCH



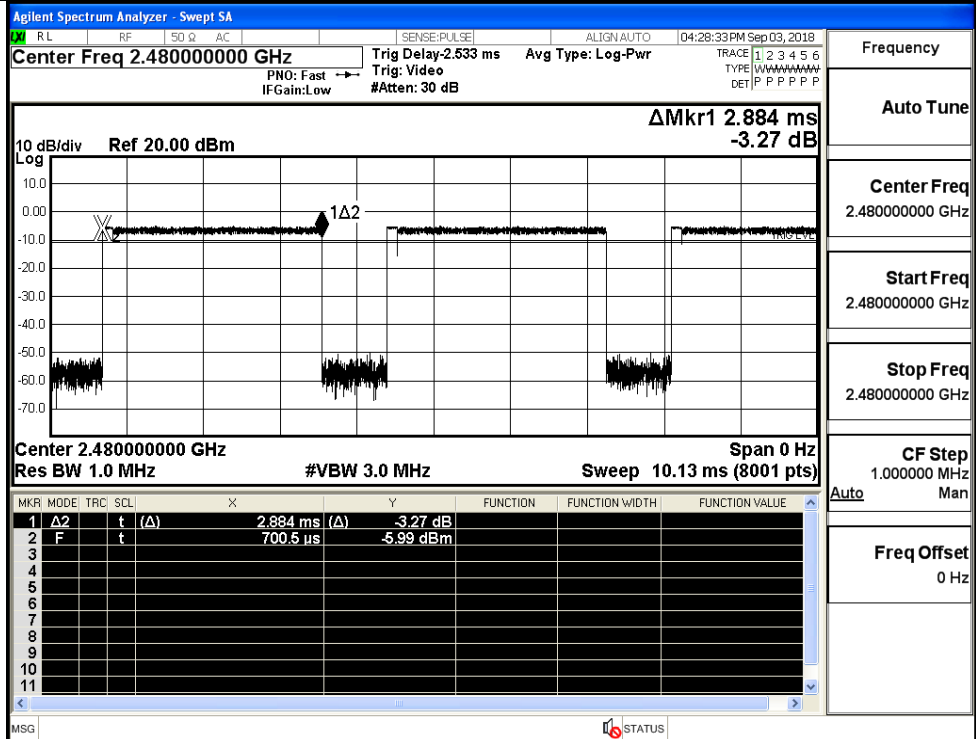
Frequency	2.402000000 GHz
Auto Tune	
Center Freq	2.402000000 GHz
Start Freq	2.402000000 GHz
Stop Freq	2.402000000 GHz
CF Step	1.000000 MHz
Auto	Man
Freq Offset	0 Hz

$\pi/4$ DQPSK
_2DH5/MCH



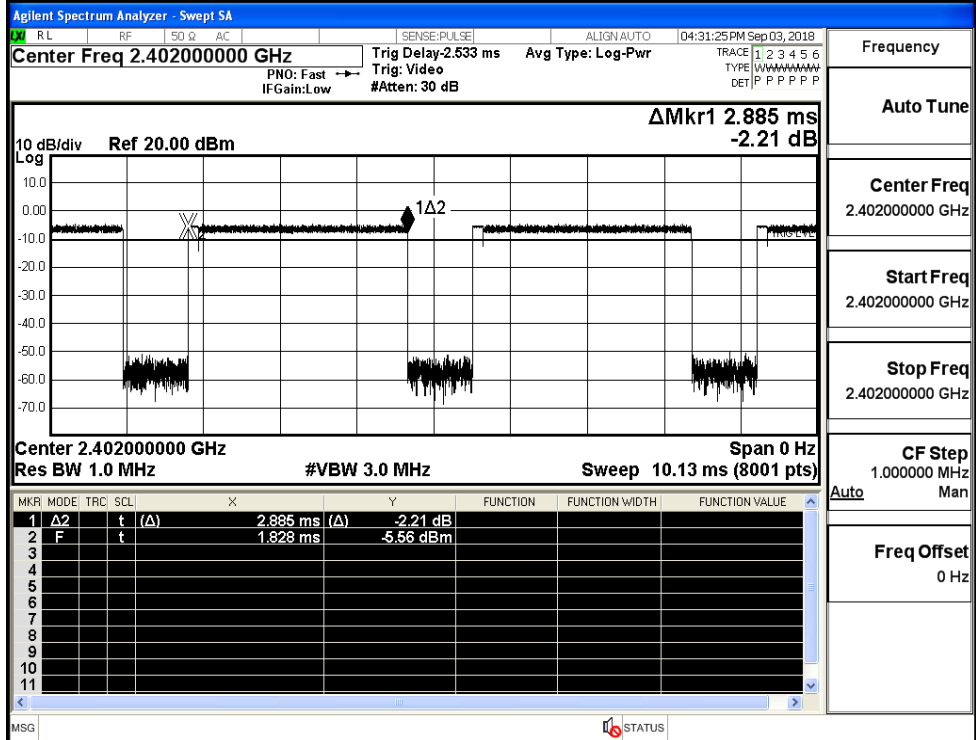
Frequency	2.441000000 GHz
Auto Tune	
Center Freq	2.441000000 GHz
Start Freq	2.441000000 GHz
Stop Freq	2.441000000 GHz
CF Step	1.000000 MHz
Auto	Man
Freq Offset	0 Hz

$\pi/4$ DQPSK
_2DH5/HCH



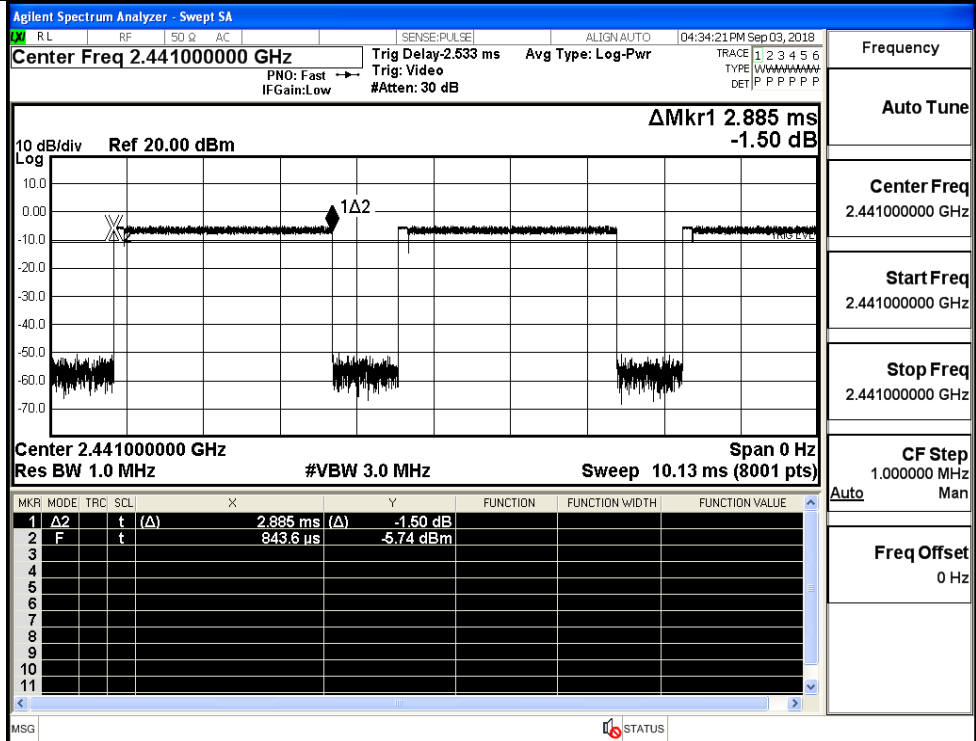
Frequency	2.480000000 GHz
Auto Tune	
Center Freq	2.480000000 GHz
Start Freq	2.480000000 GHz
Stop Freq	2.480000000 GHz
CF Step	1.000000 MHz
Auto	Man
Freq Offset	0 Hz

8DPSK_3DH5/LCH

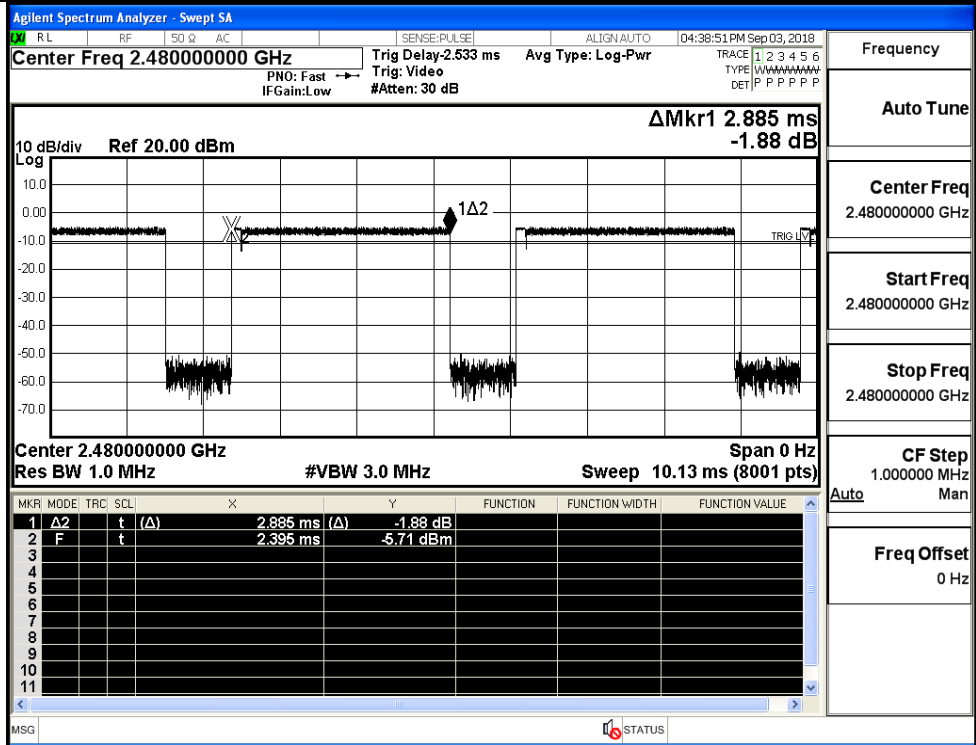


Frequency	2.402000000 GHz
Auto Tune	
Center Freq	2.402000000 GHz
Start Freq	2.402000000 GHz
Stop Freq	2.402000000 GHz
CF Step	1.000000 MHz
Auto	Man
Freq Offset	0 Hz

8DPSK_3DH5/MCH



8DPSK_3DH5/HCH

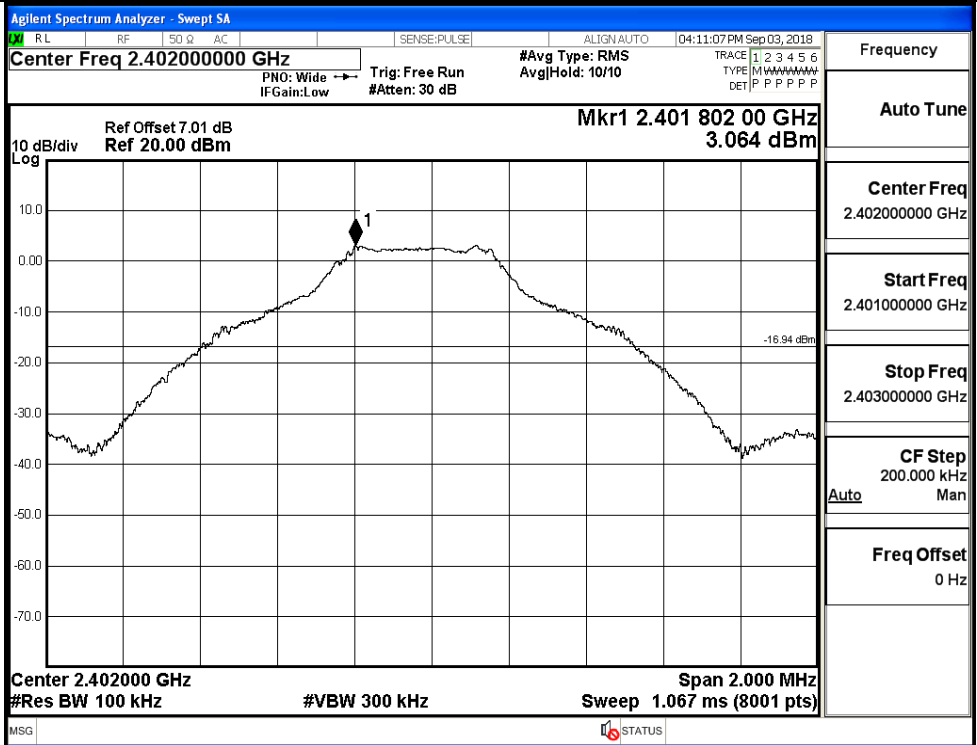


A.6 RF Conducted Spurious Emissions

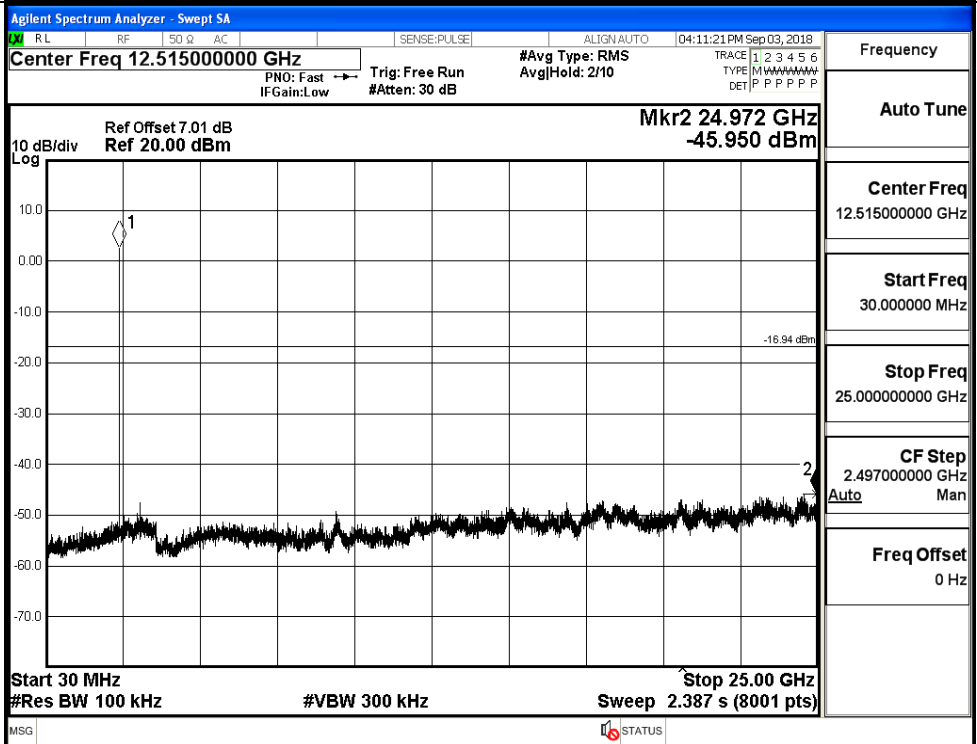
Mode	Channel	Pref [dBm]	Max. Level [dBm]	Limit [dBm]	Verdict
GFSK	LCH	3.064	-45.950	-16.936	PASS
	MCH	2.848	-45.728	-17.152	PASS
	HCH	2.853	-45.728	-17.147	PASS
$\pi/4$ DQPSK	LCH	1.616	-45.651	-18.384	PASS
	MCH	1.41	-45.258	-18.590	PASS
	HCH	1.322	-45.383	-18.678	PASS
8DPSK	LCH	1.341	-46.241	-18.659	PASS
	MCH	1.51	-45.915	-18.490	PASS
	HCH	1.473	-45.637	-18.527	PASS

GFSK_LCH_Graphs

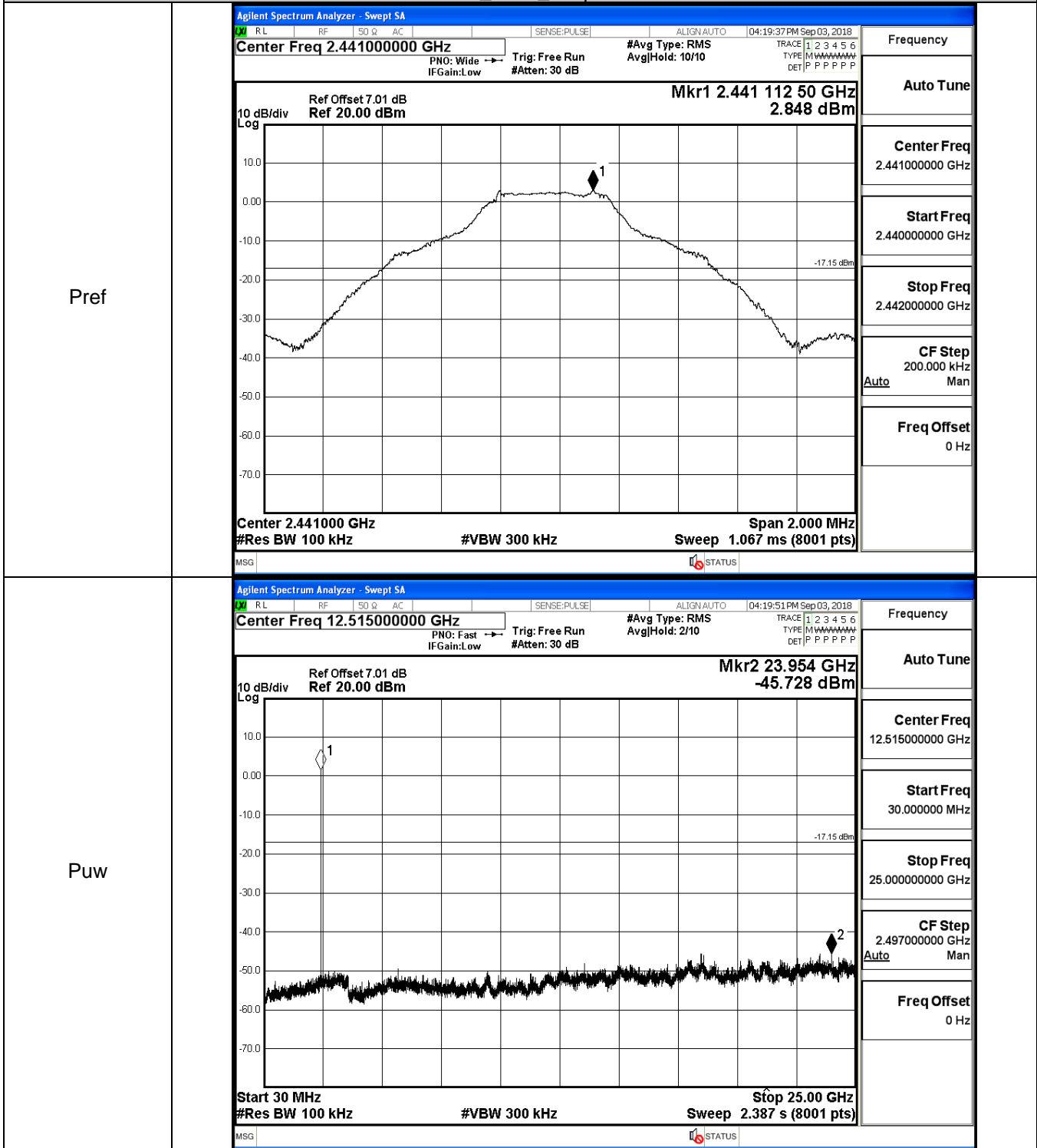
Pref



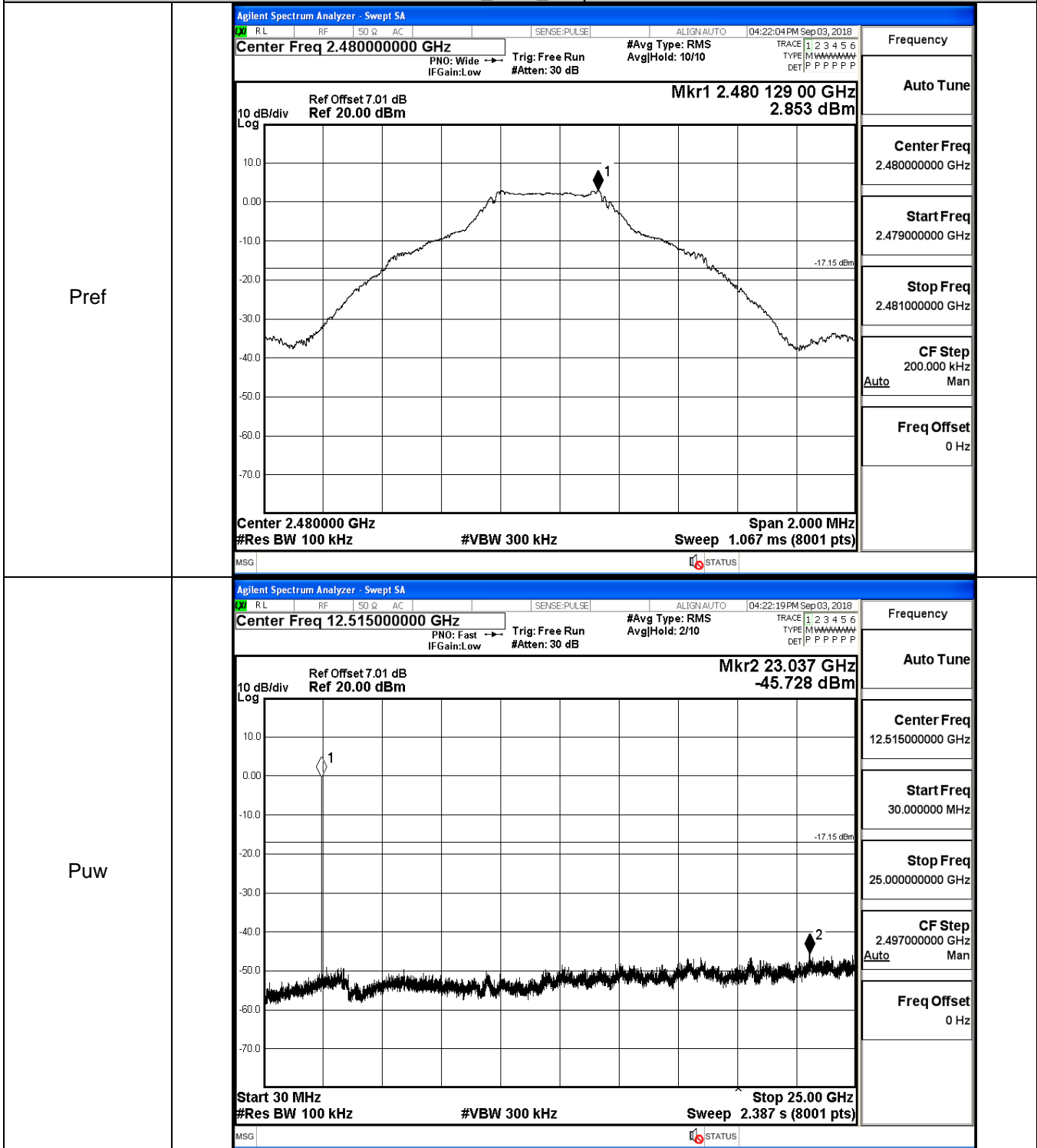
Puw



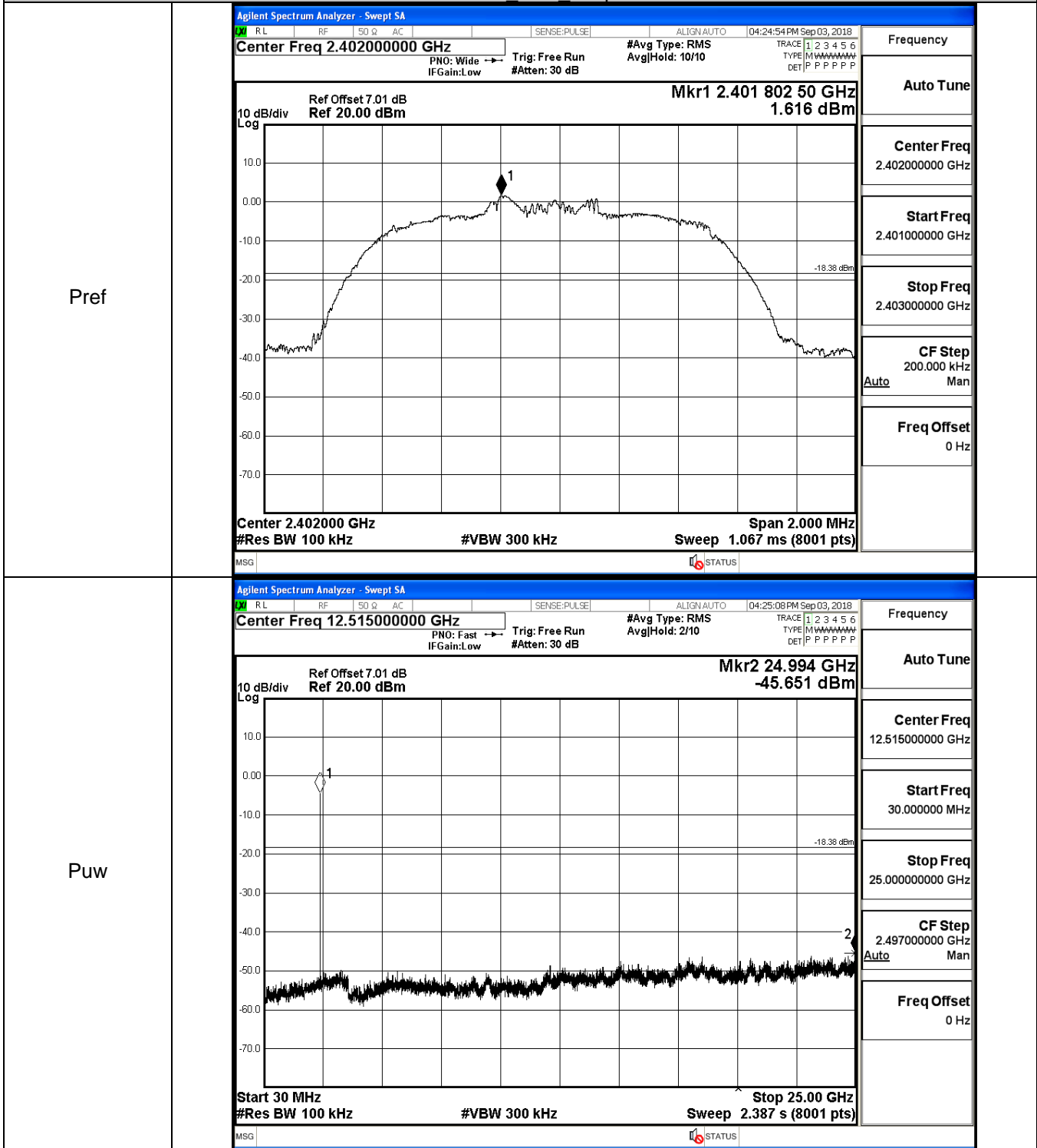
GFSK_MCH_Graphs



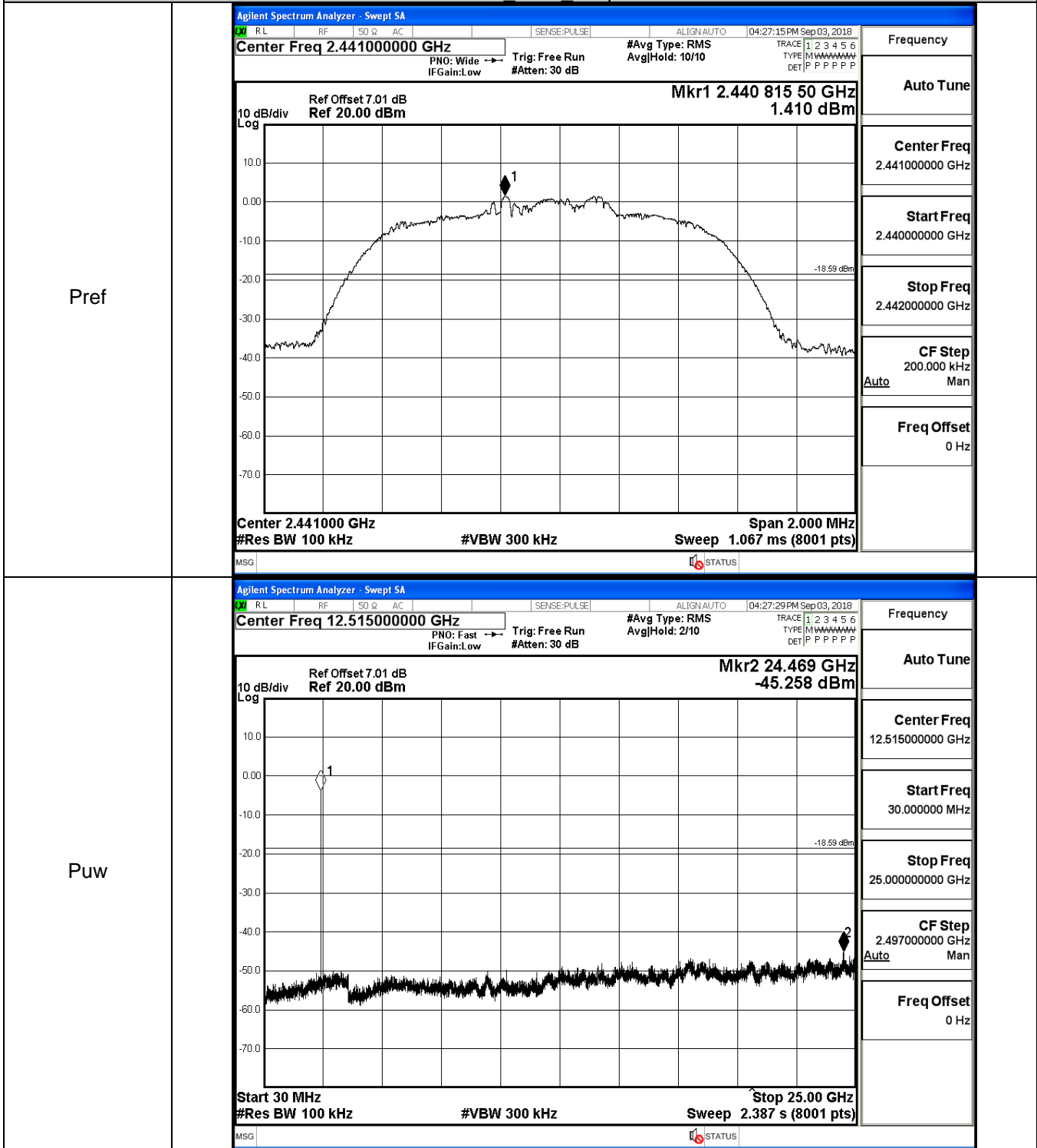
GFSK_HCH_Graphs



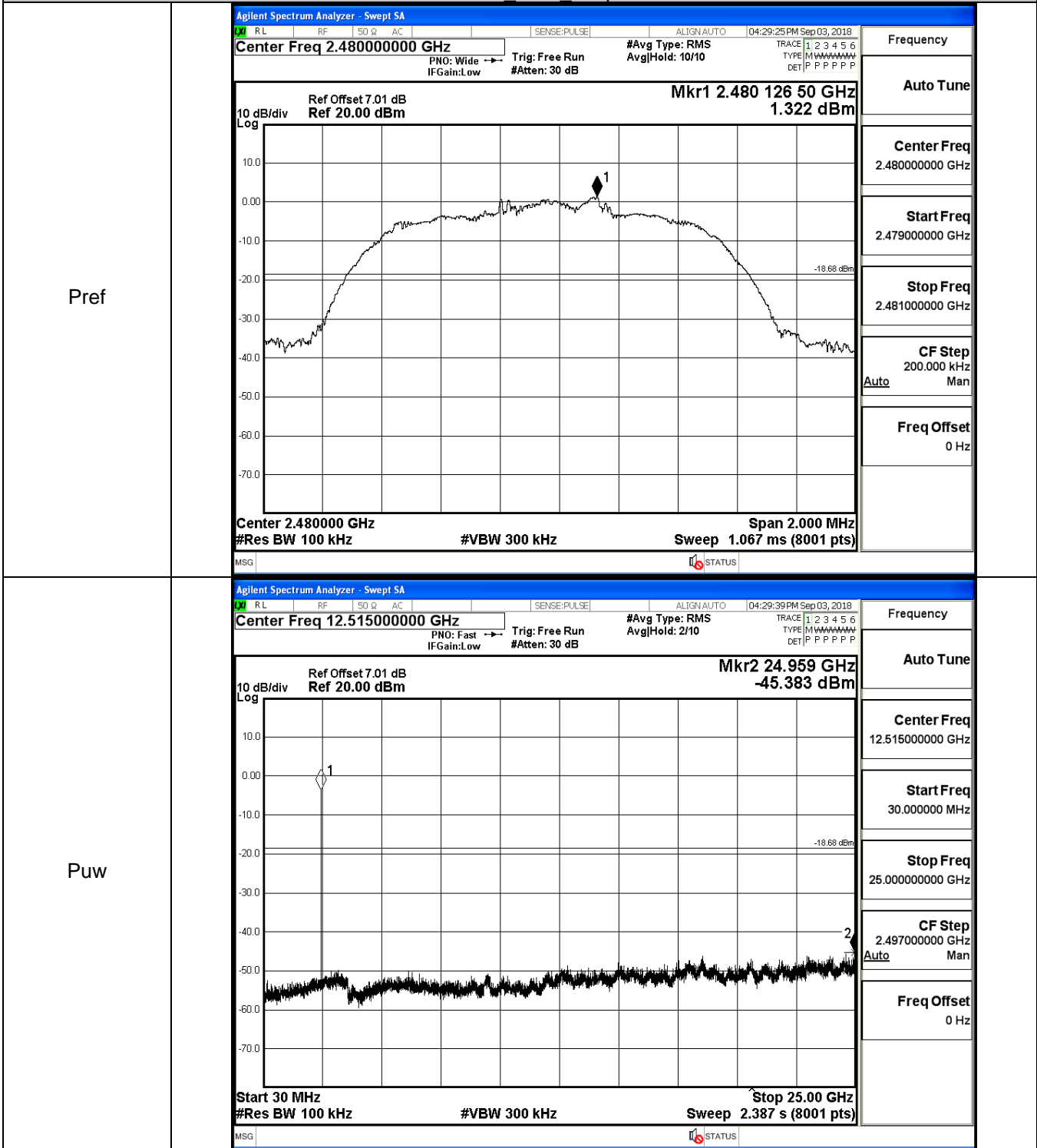
$\pi/4$ DQPSK LCH Graphs



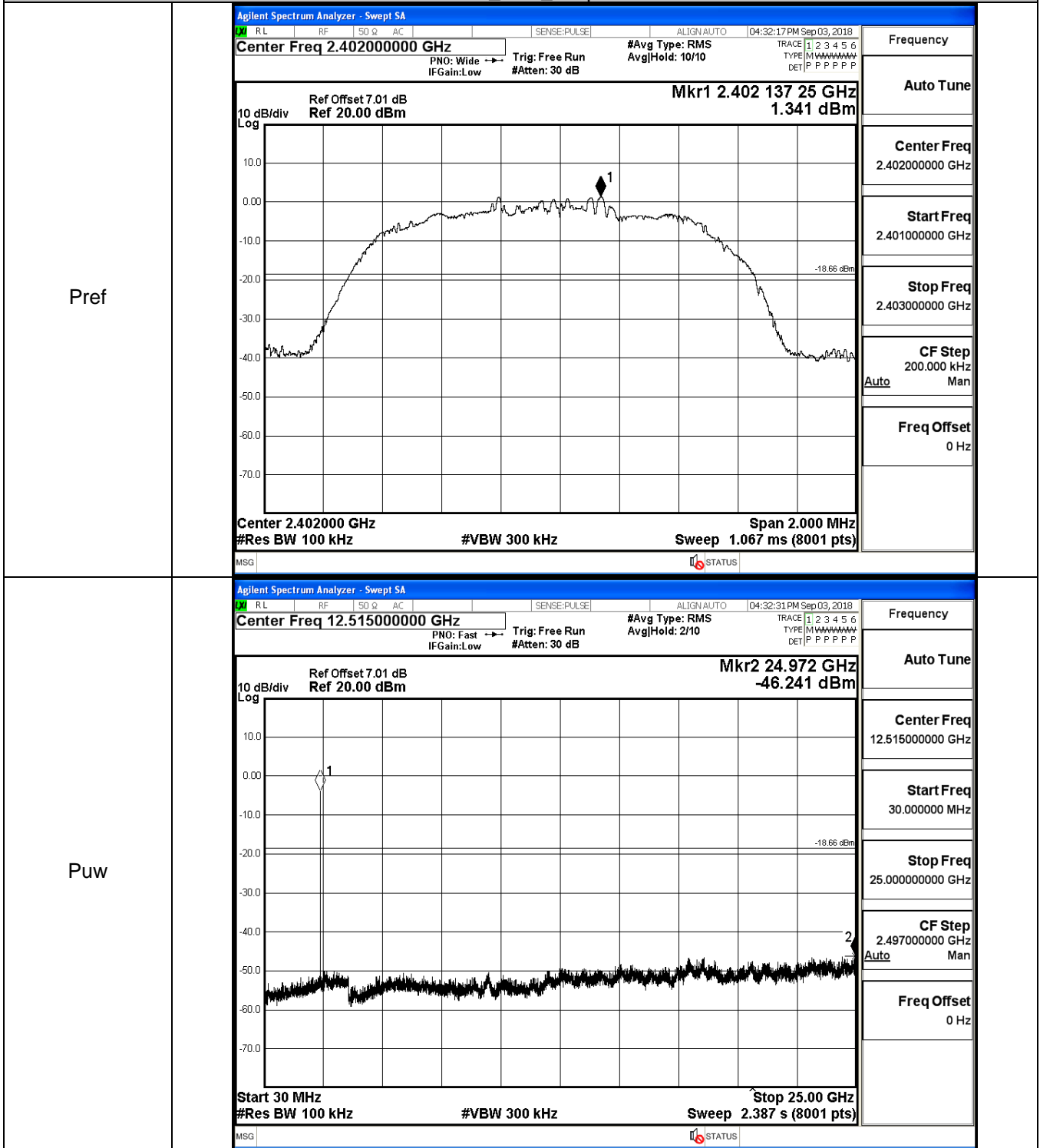
π /4DQPSK MCH Graphs



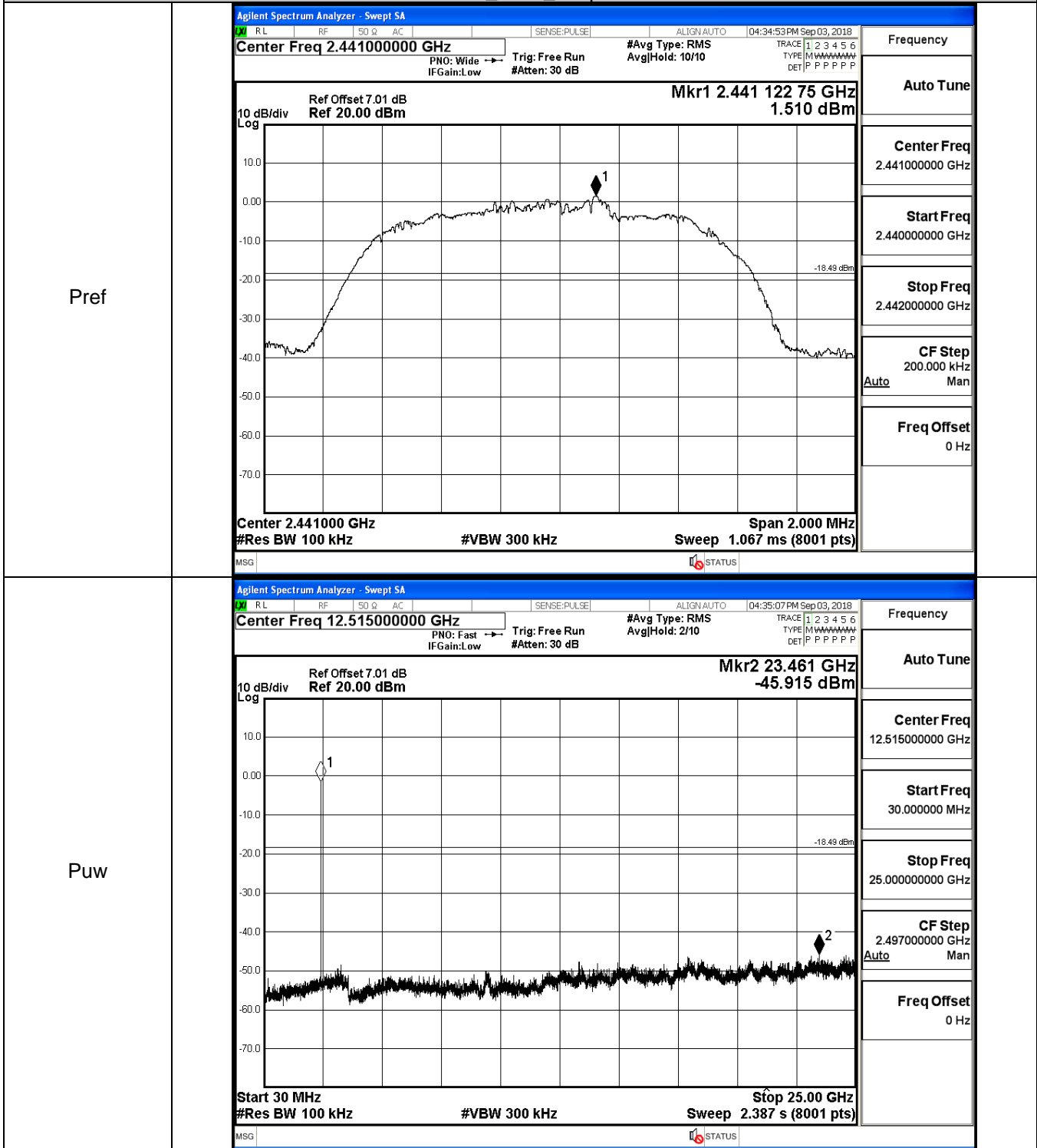
$\pi/4$ DQPSK HCH Graphs



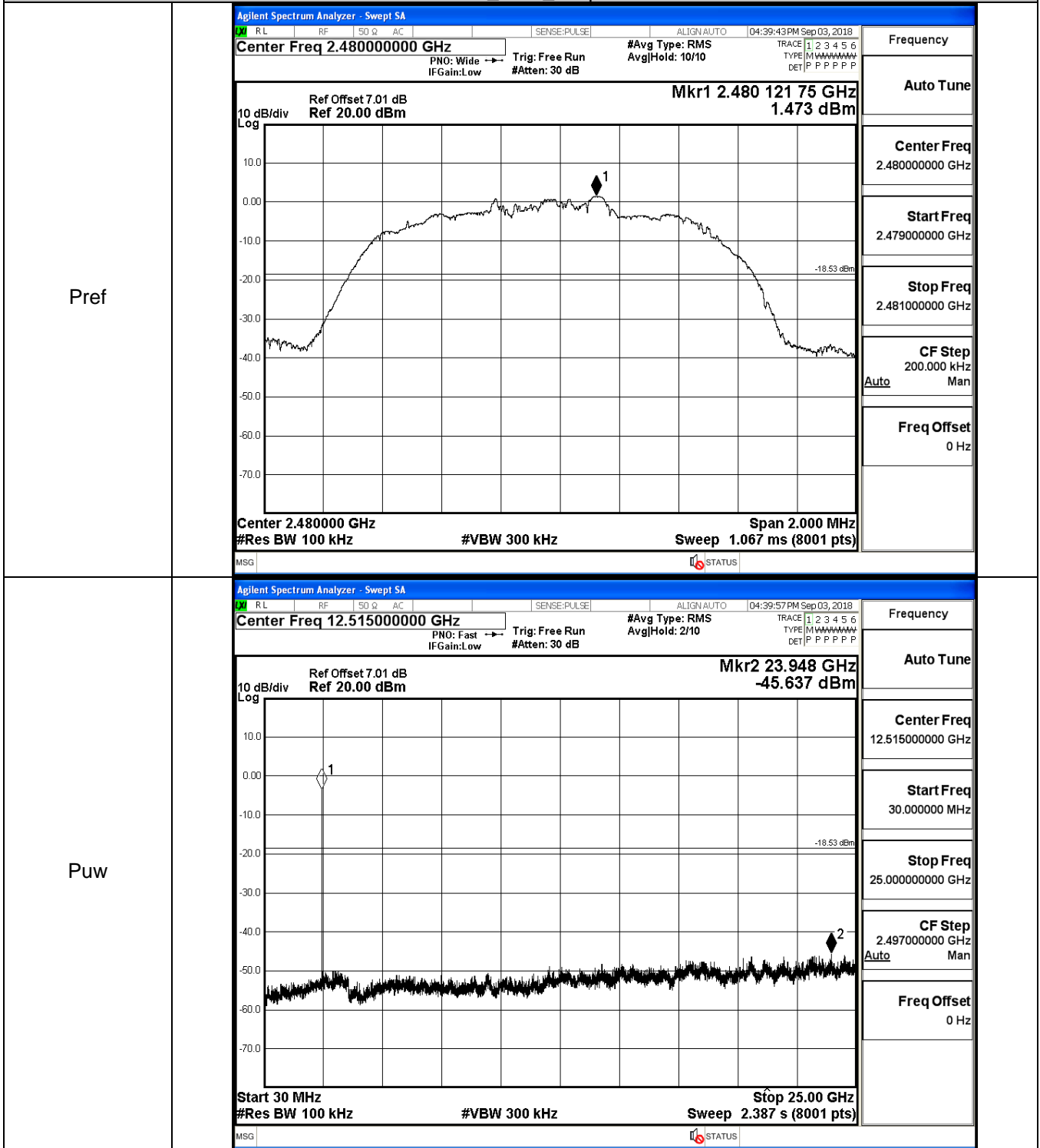
8DPSK_LCH_Graphs



8DPSK_MCH_Graphs



8DPSK_HCH_Graphs



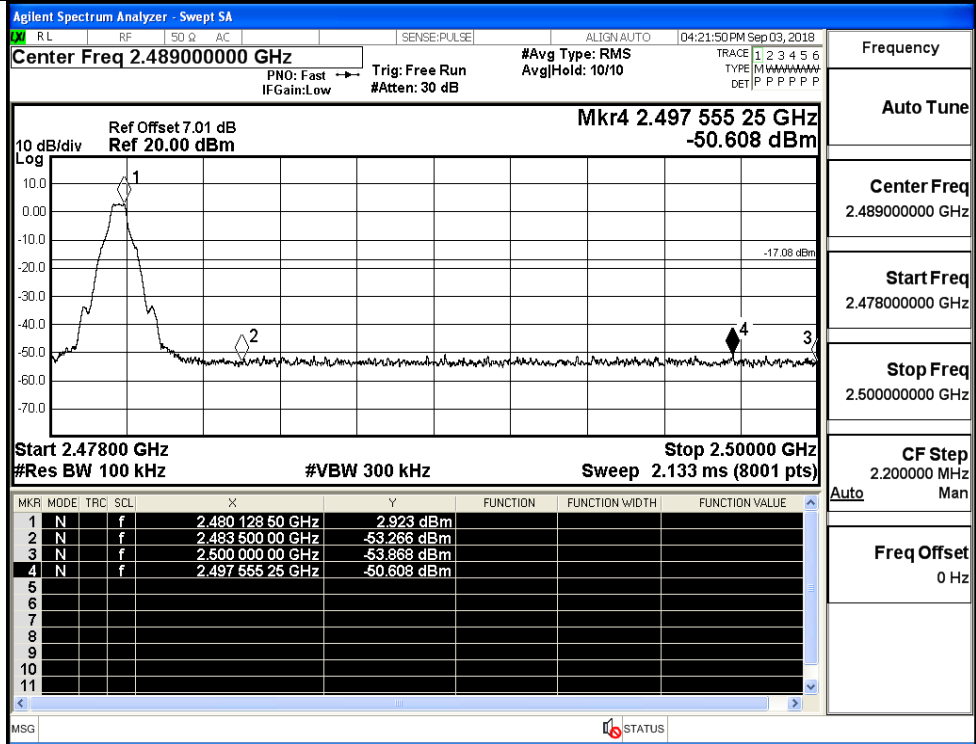
A.7 Band-edge for RF Conducted Emissions

Mode	Channel	Carrier Frequency [MHz]	Carrier Power [dBm]	Frequency Hopping	Max Spurious Level [dBm]	Limit [dBm]	Verdict
GFSK	LCH	2402	2.959	Off	-50.911	-17.04	PASS
			3.102	On	-50.014	-16.9	PASS
	HCH	2480	2.923	Off	-50.608	-17.08	PASS
			2.944	On	-50.415	-17.06	PASS
$\pi/4$ DQPSK	LCH	2402	-0.600	Off	-50.653	-20.6	PASS
			1.299	On	-49.907	-18.7	PASS
	HCH	2480	1.542	Off	-50.539	-18.46	PASS
			1.492	On	-50.304	-18.51	PASS
8DPSK	LCH	2402	1.341	Off	-50.610	-18.66	PASS
			1.403	On	-50.529	-18.6	PASS
	HCH	2480	1.530	Off	-50.687	-18.47	PASS
			1.509	On	-50.257	-18.49	PASS

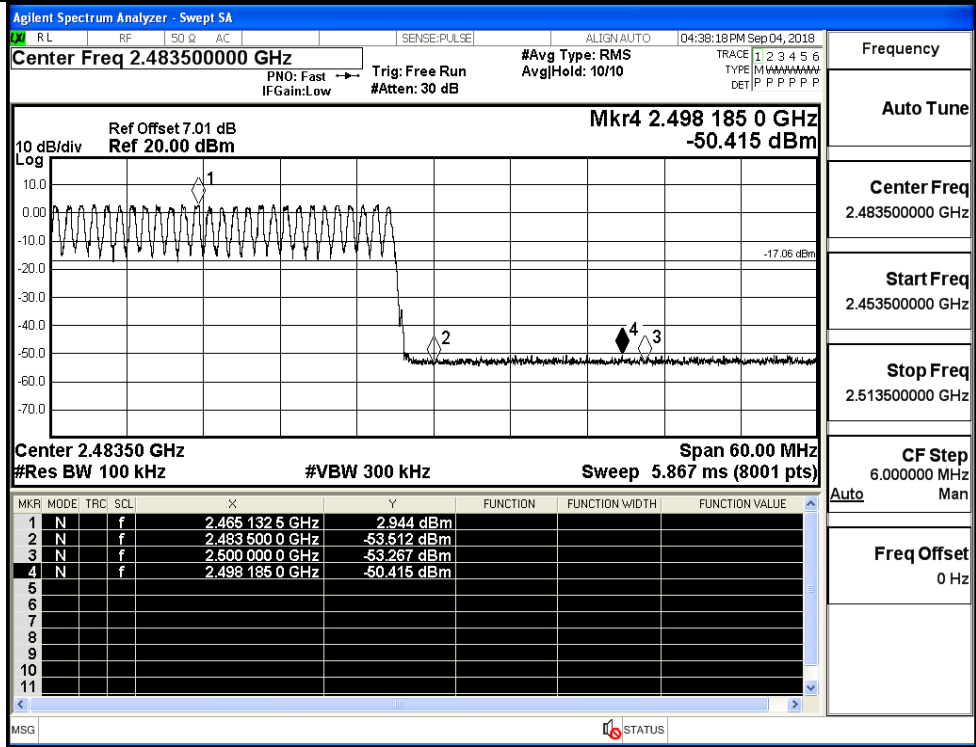
Test Graphs

GFSK/LCH/No Hop	<p>Agilent Spectrum Analyzer - Swept SA</p> <p>Center Freq 2.35700000 GHz</p> <p>Ref Offset 7.01 dB Ref 20.00 dBm</p> <p>Mkr4 2.362 335 GHz -50.911 dBm</p> <p>Start 2.31000 GHz Stop 2.40400 GHz</p> <p>#Res BW 100 kHz #VBW 300 kHz Sweep 9.067 ms (8001 pts)</p> <table border="1"> <thead> <tr> <th>MKR</th> <th>MODE</th> <th>TRC</th> <th>SCL</th> <th>X</th> <th>Y</th> <th>FUNCTION</th> <th>FUNCTION WIDTH</th> <th>FUNCTION VALUE</th> </tr> </thead> <tbody> <tr><td>1</td><td>N</td><td>f</td><td></td><td>2.401 838 GHz</td><td>2.959 dBm</td><td></td><td></td><td></td></tr> <tr><td>2</td><td>N</td><td>f</td><td></td><td>2.400 000 GHz</td><td>-52.555 dBm</td><td></td><td></td><td></td></tr> <tr><td>3</td><td>N</td><td>f</td><td></td><td>2.390 000 GHz</td><td>-53.342 dBm</td><td></td><td></td><td></td></tr> <tr><td>4</td><td>N</td><td>f</td><td></td><td>2.362 335 GHz</td><td>-50.911 dBm</td><td></td><td></td><td></td></tr> </tbody> </table>	MKR	MODE	TRC	SCL	X	Y	FUNCTION	FUNCTION WIDTH	FUNCTION VALUE	1	N	f		2.401 838 GHz	2.959 dBm				2	N	f		2.400 000 GHz	-52.555 dBm				3	N	f		2.390 000 GHz	-53.342 dBm				4	N	f		2.362 335 GHz	-50.911 dBm				<p>Frequency</p> <p>Auto Tune</p> <p>Center Freq 2.357000000 GHz</p> <p>Start Freq 2.310000000 GHz</p> <p>Stop Freq 2.404000000 GHz</p> <p>CF Step 9.400000 MHz</p> <p>Freq Offset 0 Hz</p>
	MKR	MODE	TRC	SCL	X	Y	FUNCTION	FUNCTION WIDTH	FUNCTION VALUE																																						
1	N	f		2.401 838 GHz	2.959 dBm																																										
2	N	f		2.400 000 GHz	-52.555 dBm																																										
3	N	f		2.390 000 GHz	-53.342 dBm																																										
4	N	f		2.362 335 GHz	-50.911 dBm																																										
GFSK/LCH/Hop	<p>Agilent Spectrum Analyzer - Swept SA</p> <p>Center Freq 2.40000000 GHz</p> <p>Ref Offset 7.01 dB Ref 20.00 dBm</p> <p>Mkr4 2.377 597 5 GHz -50.014 dBm</p> <p>Center 2.40000 GHz Span 60.00 MHz</p> <p>#Res BW 100 kHz #VBW 300 kHz Sweep 5.867 ms (8001 pts)</p> <table border="1"> <thead> <tr> <th>MKR</th> <th>MODE</th> <th>TRC</th> <th>SCL</th> <th>X</th> <th>Y</th> <th>FUNCTION</th> <th>FUNCTION WIDTH</th> <th>FUNCTION VALUE</th> </tr> </thead> <tbody> <tr><td>1</td><td>N</td><td>f</td><td></td><td>2.403 127 5 GHz</td><td>3.102 dBm</td><td></td><td></td><td></td></tr> <tr><td>2</td><td>N</td><td>f</td><td></td><td>2.400 000 0 GHz</td><td>-52.483 dBm</td><td></td><td></td><td></td></tr> <tr><td>3</td><td>N</td><td>f</td><td></td><td>2.390 000 0 GHz</td><td>-53.122 dBm</td><td></td><td></td><td></td></tr> <tr><td>4</td><td>N</td><td>f</td><td></td><td>2.377 597 5 GHz</td><td>-50.014 dBm</td><td></td><td></td><td></td></tr> </tbody> </table>	MKR	MODE	TRC	SCL	X	Y	FUNCTION	FUNCTION WIDTH	FUNCTION VALUE	1	N	f		2.403 127 5 GHz	3.102 dBm				2	N	f		2.400 000 0 GHz	-52.483 dBm				3	N	f		2.390 000 0 GHz	-53.122 dBm				4	N	f		2.377 597 5 GHz	-50.014 dBm				<p>Frequency</p> <p>Auto Tune</p> <p>Center Freq 2.400000000 GHz</p> <p>Start Freq 2.370000000 GHz</p> <p>Stop Freq 2.430000000 GHz</p> <p>CF Step 6.000000 MHz</p> <p>Freq Offset 0 Hz</p>
	MKR	MODE	TRC	SCL	X	Y	FUNCTION	FUNCTION WIDTH	FUNCTION VALUE																																						
1	N	f		2.403 127 5 GHz	3.102 dBm																																										
2	N	f		2.400 000 0 GHz	-52.483 dBm																																										
3	N	f		2.390 000 0 GHz	-53.122 dBm																																										
4	N	f		2.377 597 5 GHz	-50.014 dBm																																										

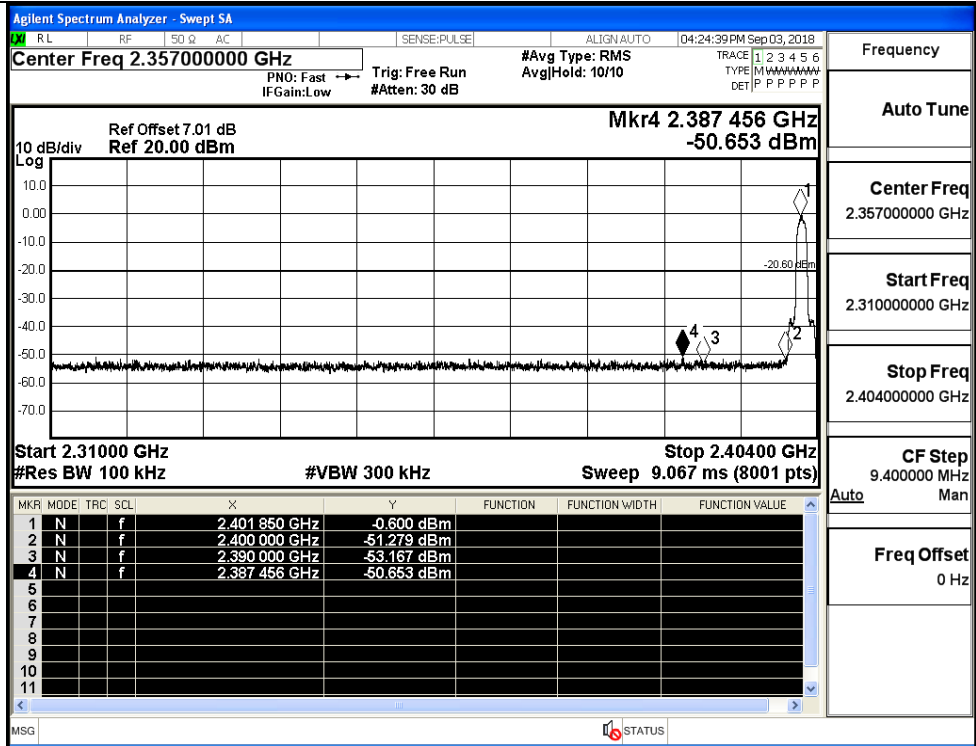
GFSK/HCH/No Hop



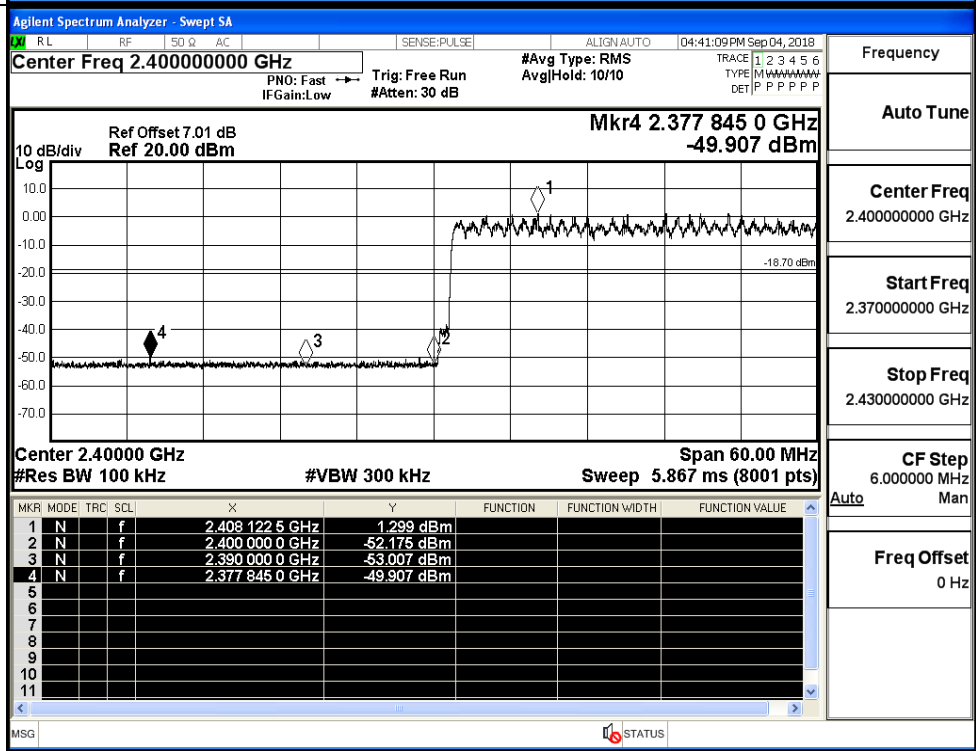
GFSK/HCH/Hop



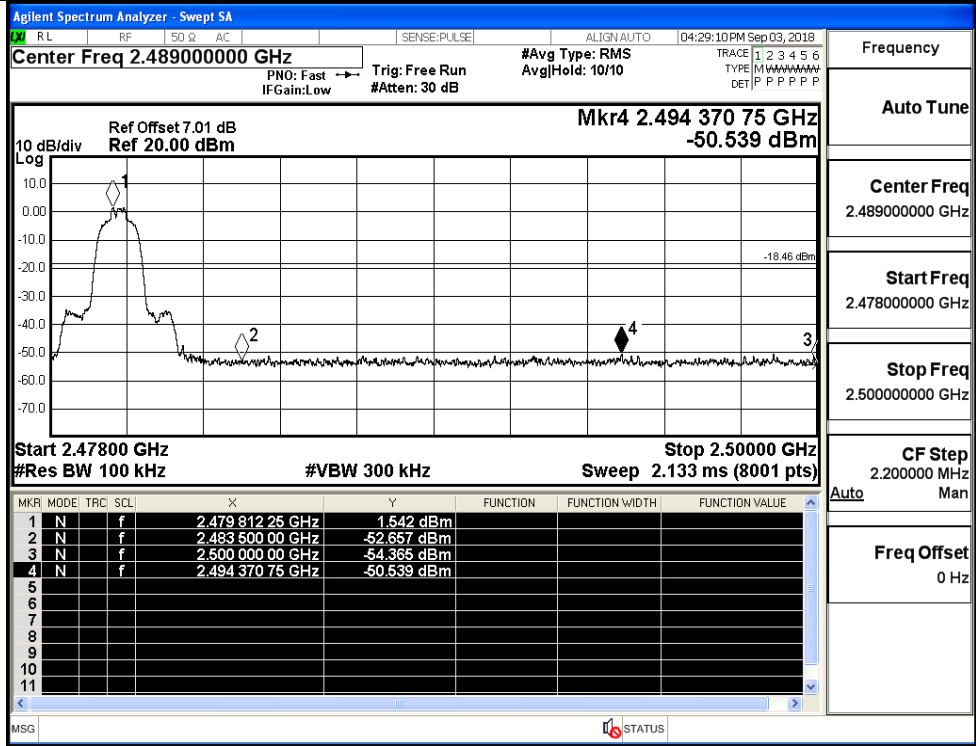
$\pi/4$ DQPSK/LCH/No Hop



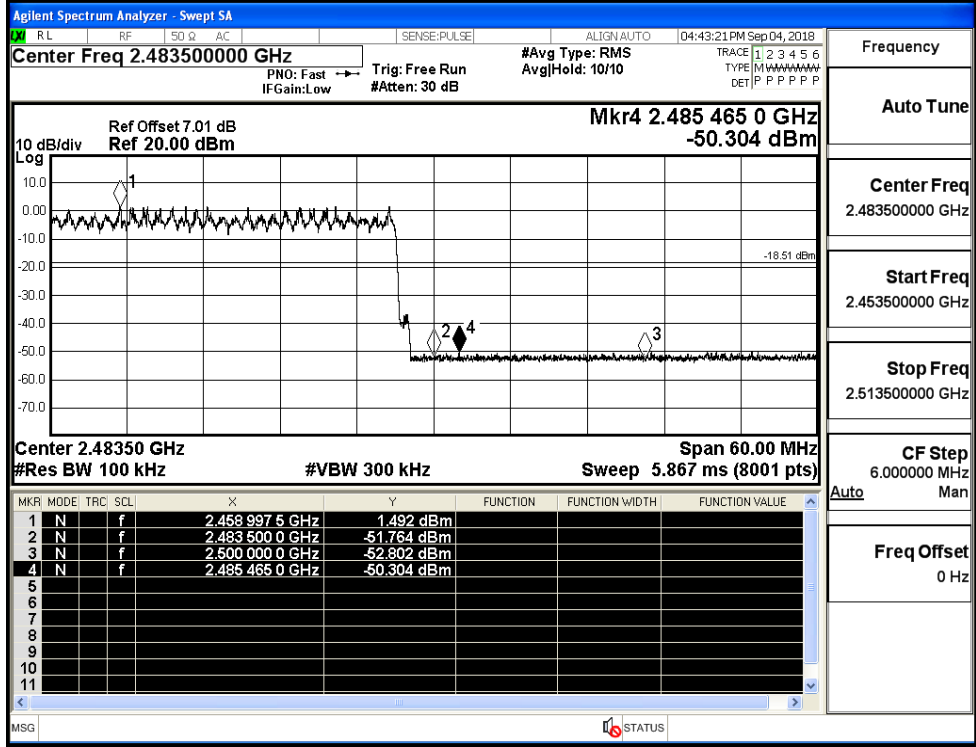
$\pi/4$ DQPSK/LCH/Hop



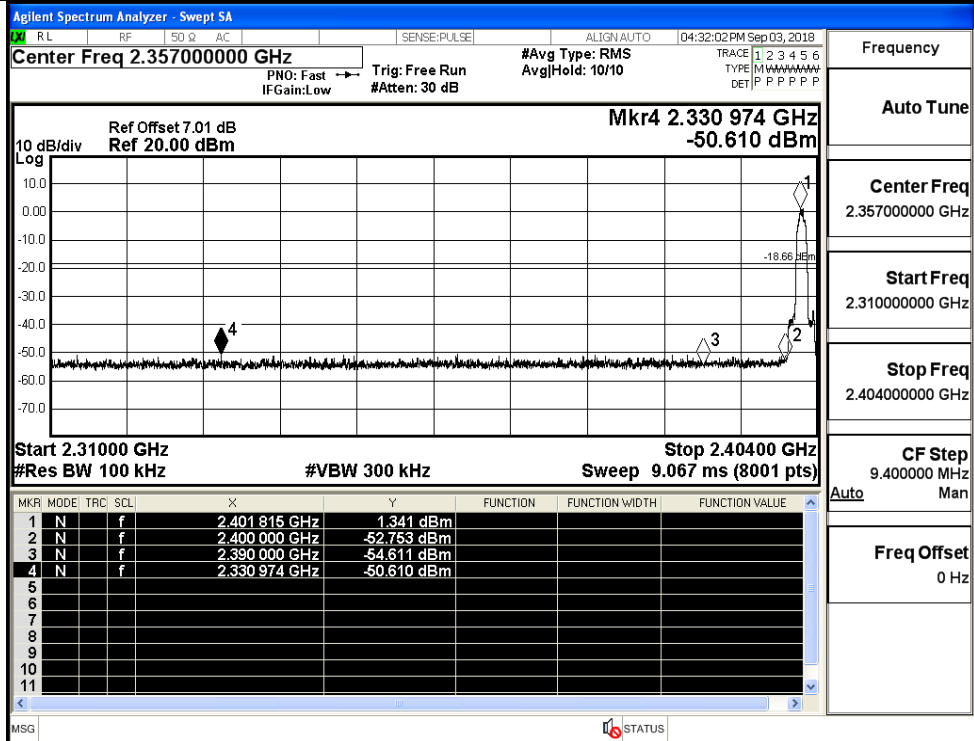
$\pi/4$ DQPSK/HCH/No Hop



$\pi/4$ DQPSK/HCH/Hop

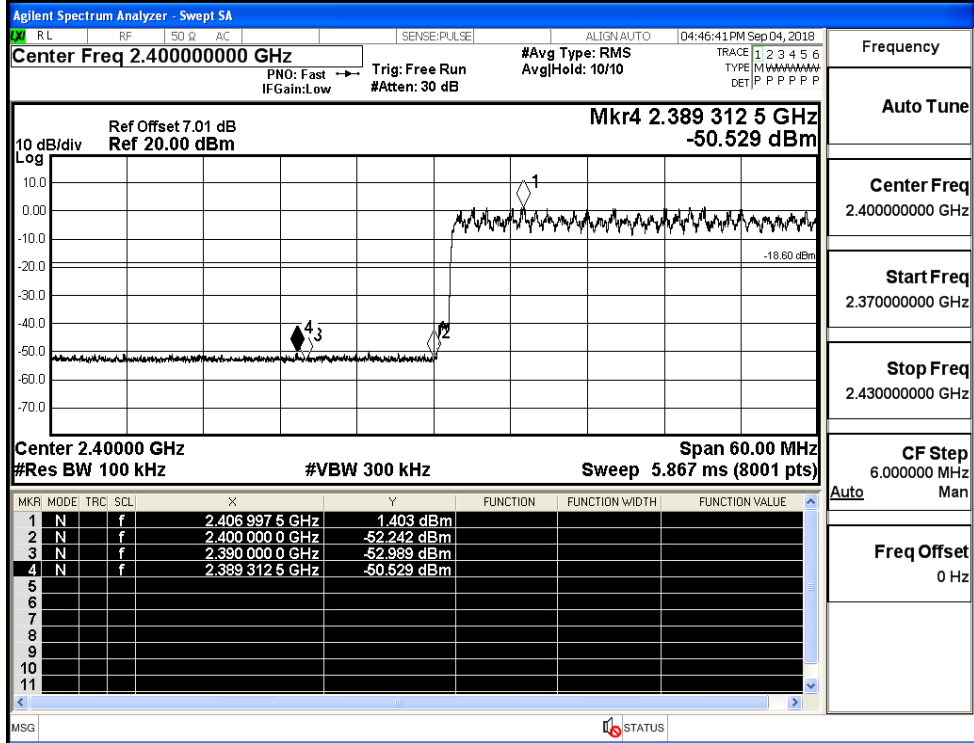


8DPSK/LCH/No Hop



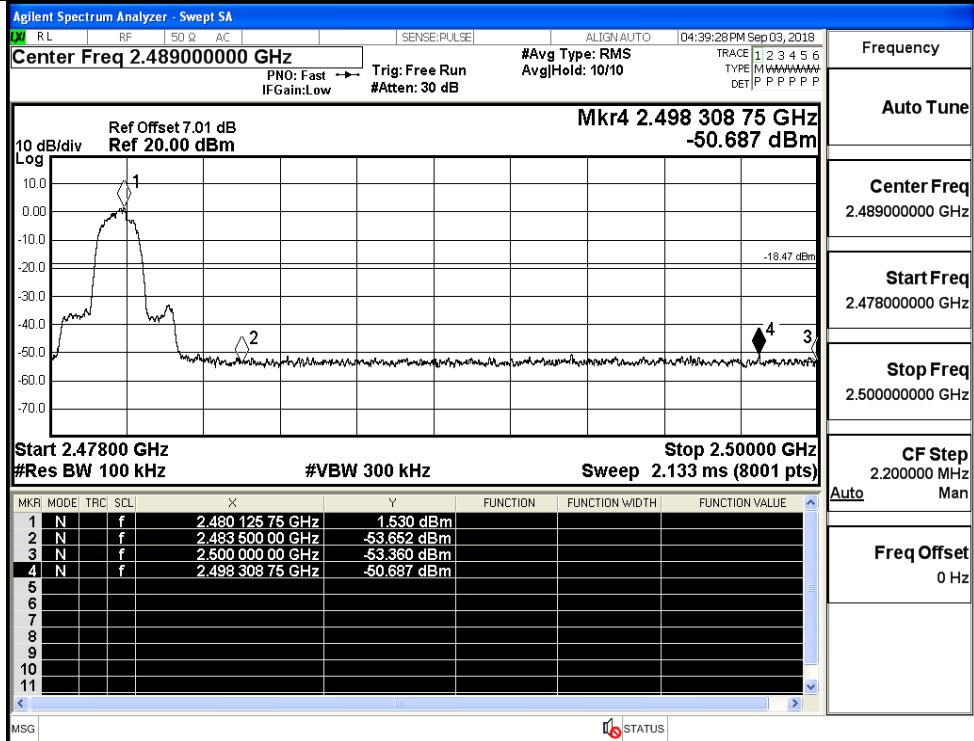
Frequency	2.357000000 GHz
Auto Tune	
Center Freq	2.357000000 GHz
Start Freq	2.310000000 GHz
Stop Freq	2.404000000 GHz
CF Step	9.400000 MHz
Auto	Man
Freq Offset	0 Hz

8DPSK/LCH/Hop

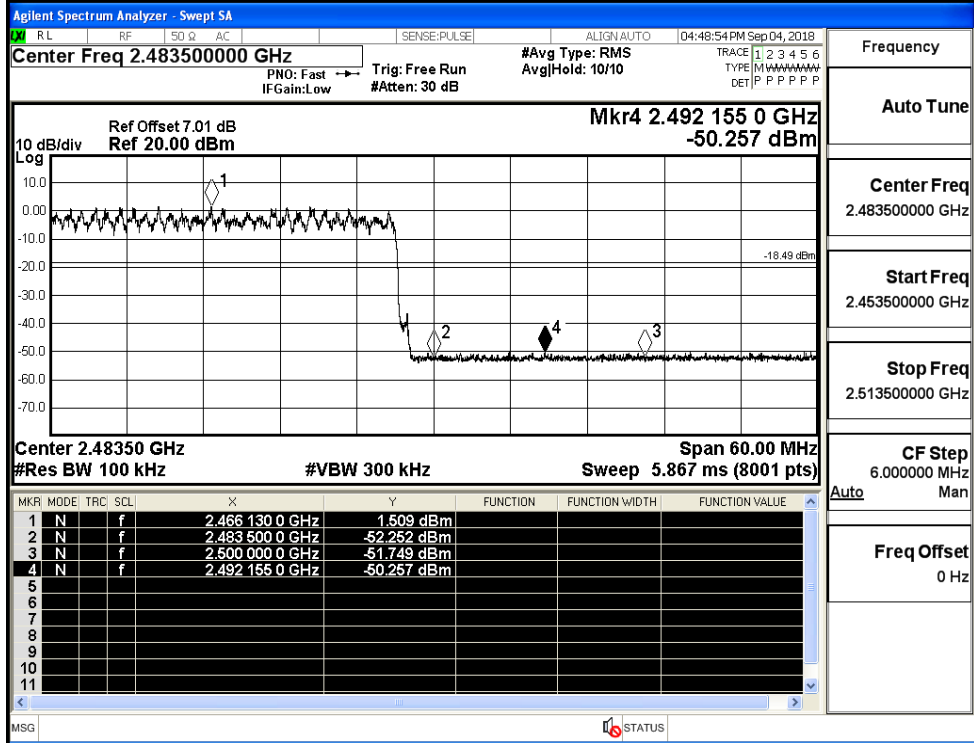


Frequency	2.400000000 GHz
Auto Tune	
Center Freq	2.400000000 GHz
Start Freq	2.370000000 GHz
Stop Freq	2.430000000 GHz
CF Step	6.000000 MHz
Auto	Man
Freq Offset	0 Hz

8DPSK/HCH/No Hop



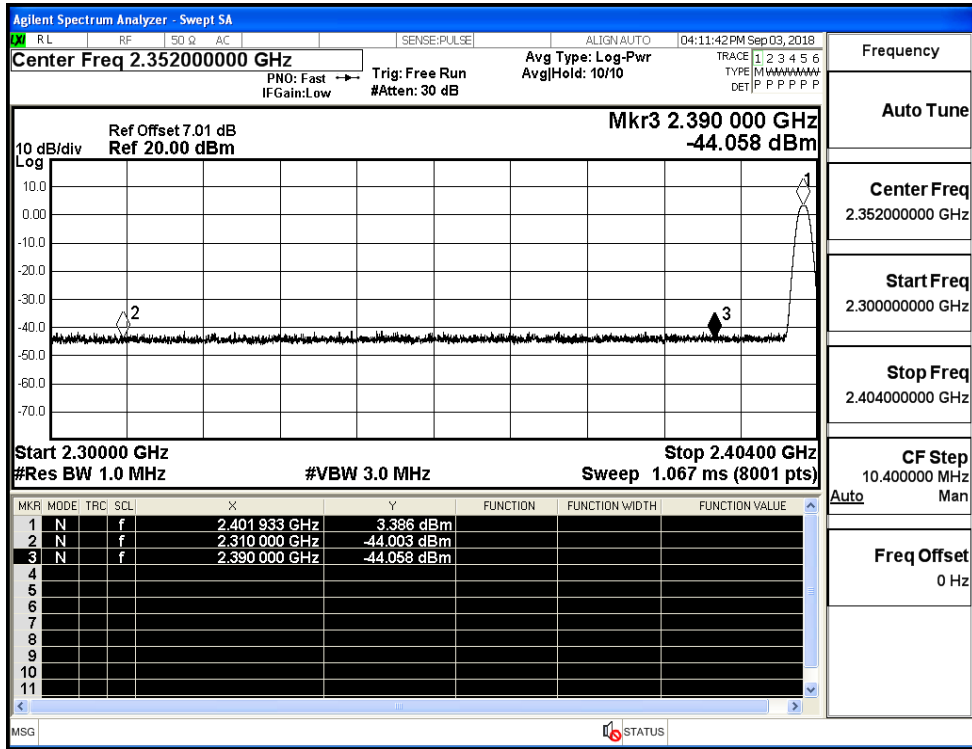
8DPSK/HCH/Hop



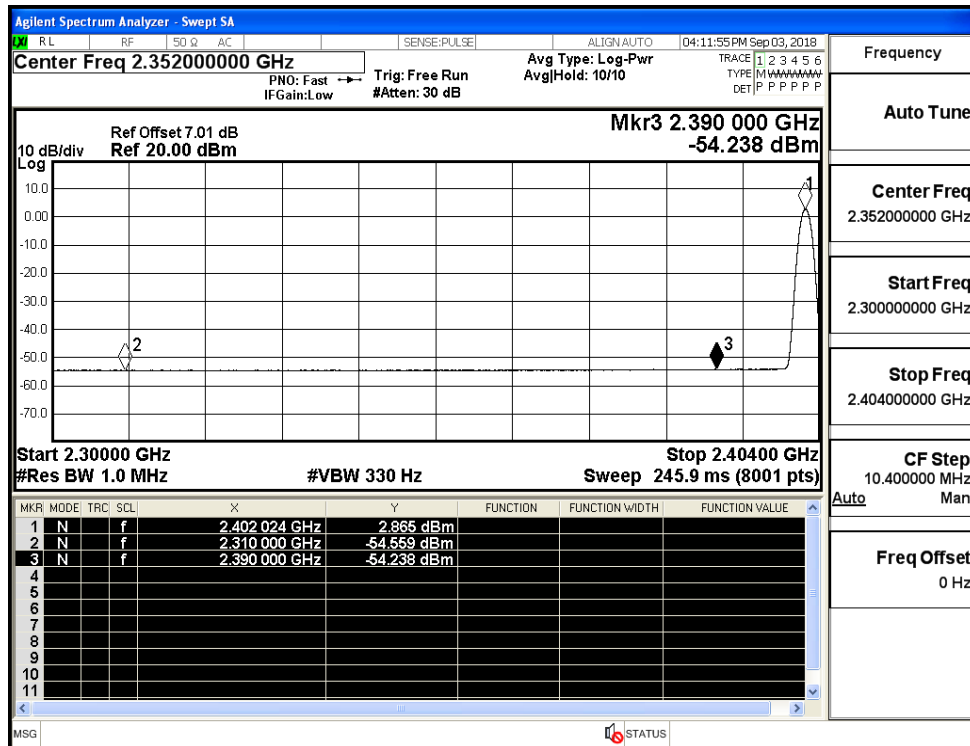
A.8 Restrict-band band-edge measurements

Test Mode	Hopping	Freq.	Power [dBm]	Gain	Ground Factor	E [dBuV/m]	Detector	Limit [dBuV/m]	Verdict
GFSK	Off	2310.0	-44.00	2.5	0	53.76	PEAK	74	PASS
	Off	2310.0	-54.56	2.5	0	43.20	AV	54	PASS
	Off	2390.0	-44.06	2.5	0	53.70	PEAK	74	PASS
	Off	2390.0	-54.24	2.5	0	43.52	AV	54	PASS
	Off	2483.5	-43.69	2.5	0	54.07	PEAK	74	PASS
	Off	2483.5	-53.81	2.5	0	43.95	AV	54	PASS
	Off	2500.0	-44.45	2.5	0	53.31	PEAK	74	PASS
	Off	2500.0	-53.93	2.5	0	43.83	AV	54	PASS
$\pi/4$ DQPSK	Off	2310.0	-44.67	2.5	0	53.09	PEAK	74	PASS
	Off	2310.0	-54.54	2.5	0	43.22	AV	54	PASS
	Off	2390.0	-44.98	2.5	0	52.78	PEAK	74	PASS
	Off	2390.0	-54.33	2.5	0	43.43	AV	54	PASS
	Off	2483.5	-44.56	2.5	0	53.20	PEAK	74	PASS
	Off	2483.5	-53.71	2.5	0	44.05	AV	54	PASS
	Off	2500.0	-44.81	2.5	0	52.95	PEAK	74	PASS
	Off	2500.0	-53.95	2.5	0	43.81	AV	54	PASS
8DPSK	Off	2310.0	-43.40	2.5	0	54.36	PEAK	74	PASS
	Off	2310.0	-54.67	2.5	0	43.09	AV	54	PASS
	Off	2390.0	-43.94	2.5	0	53.82	PEAK	74	PASS
	Off	2390.0	-54.33	2.5	0	43.43	AV	54	PASS
	Off	2483.5	-43.73	2.5	0	54.03	PEAK	74	PASS
	Off	2483.5	-53.98	2.5	0	43.78	AV	54	PASS
	Off	2500.0	-44.78	2.5	0	52.98	PEAK	74	PASS
	Off	2500.0	-53.93	2.5	0	43.83	AV	54	PASS

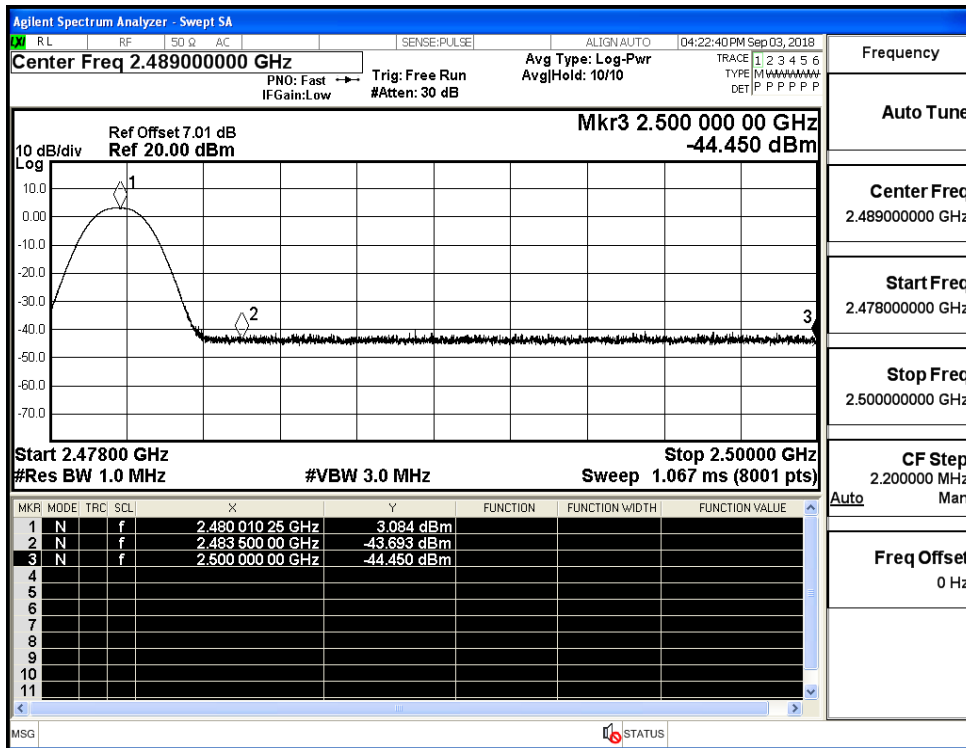
Restrict-band band-edge measurements_Hopping Off_GFSK_PEAK (Low Channel)



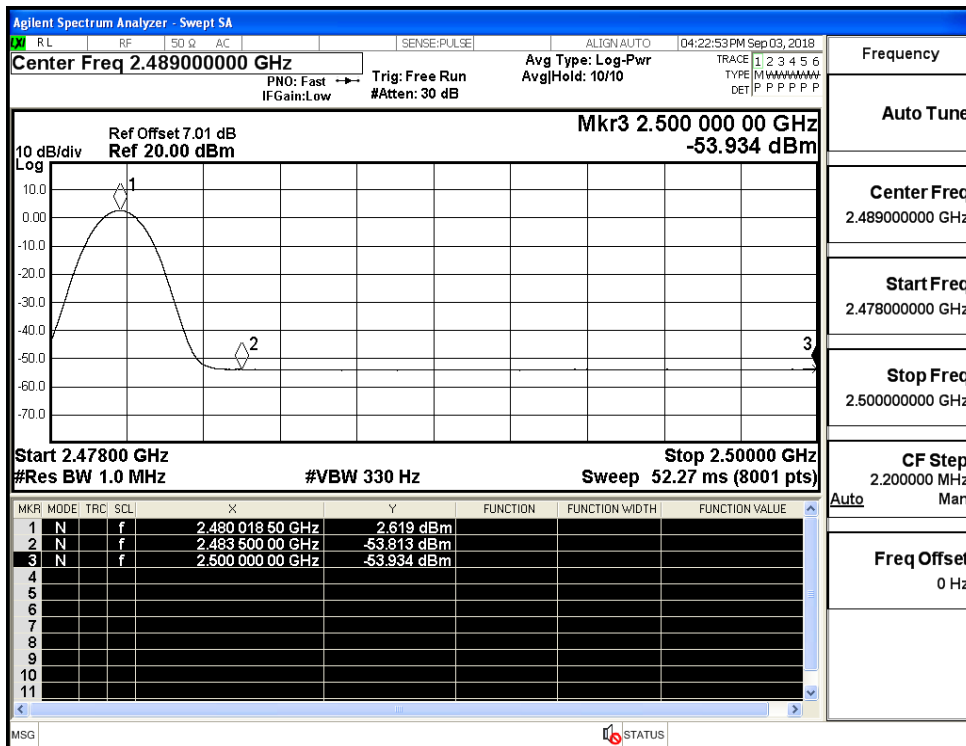
Restrict-band band-edge measurements_Hopping Off_GFSK_Average (Low Channel)



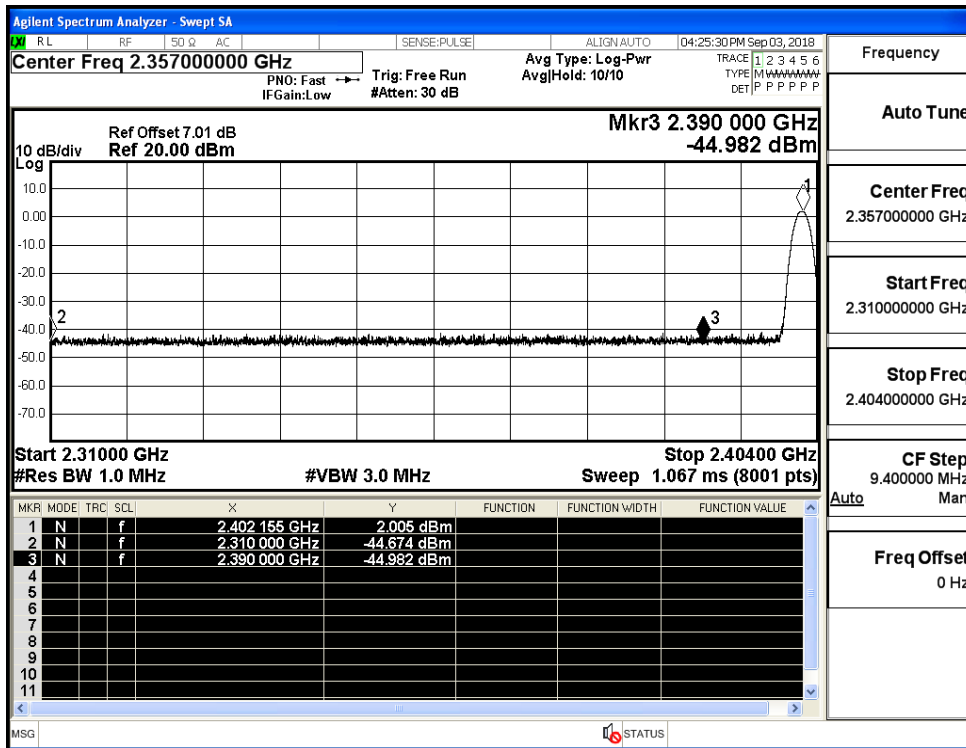
Restrict-band band-edge measurements_Hopping Off_ GFSK_PEAK (High Channel)



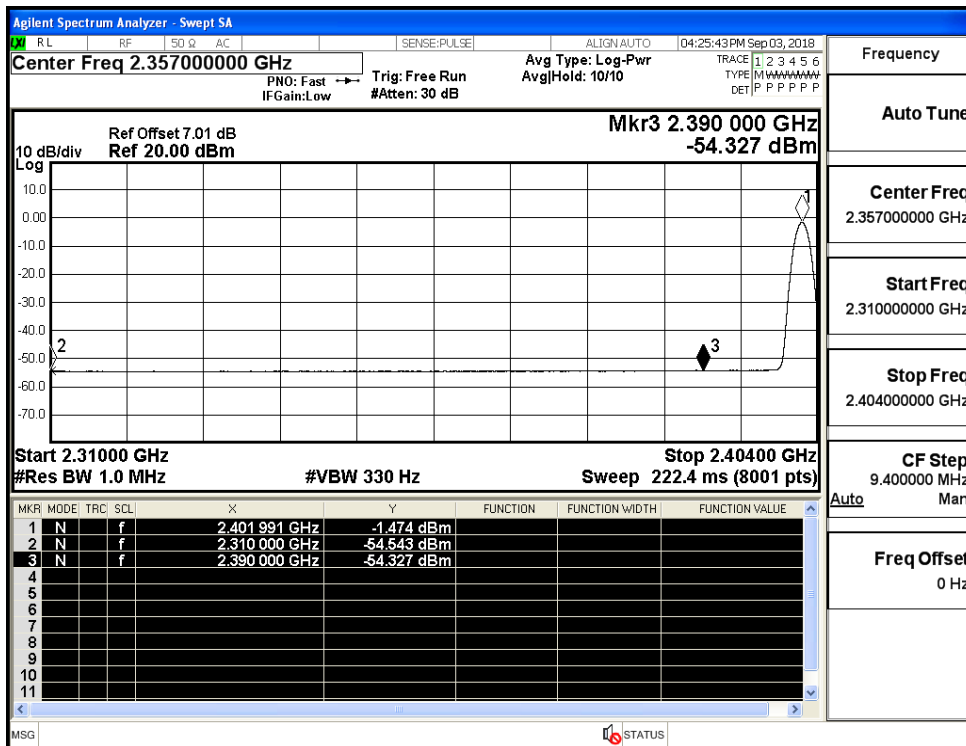
Restrict-band band-edge measurements_Hopping Off_ GFSK_Average (High Channel)



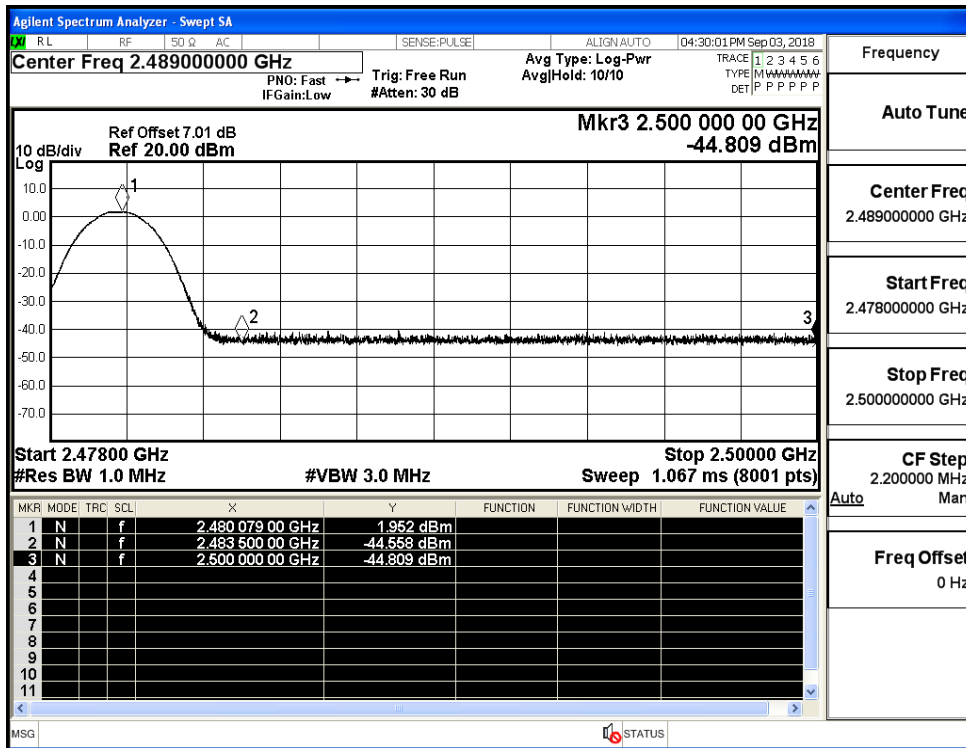
Restrict-band band-edge measurements_Hopping Off $\pi/4$ -DQPSK_PEAK (Low Channel)



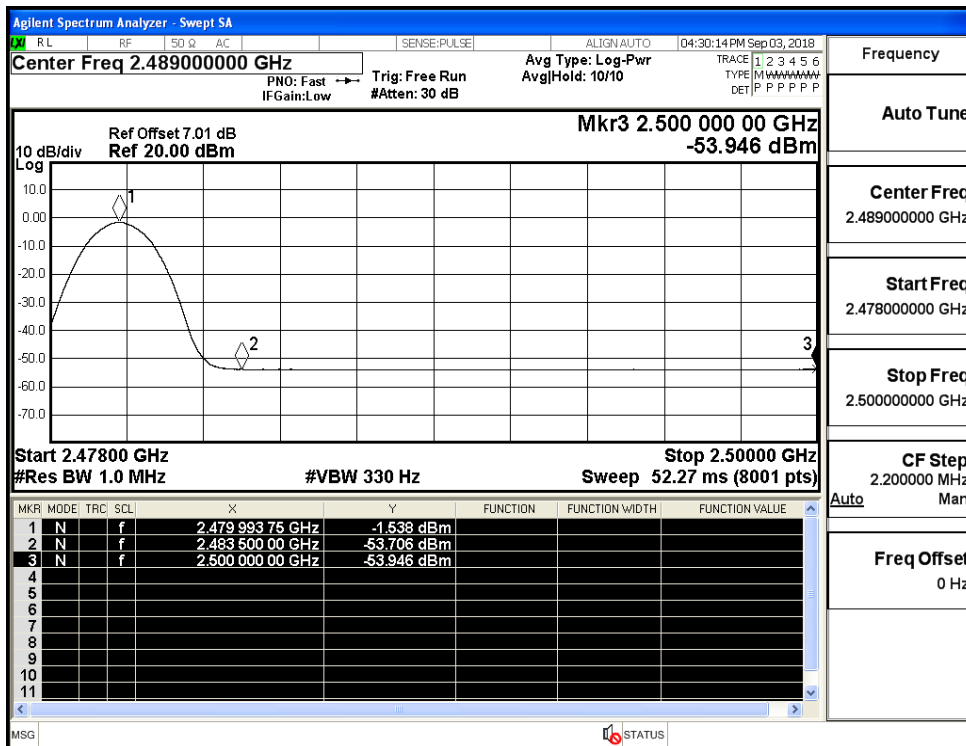
Restrict-band band-edge measurements_Hopping Off $\pi/4$ -DQPSK_Average (Low Channel)



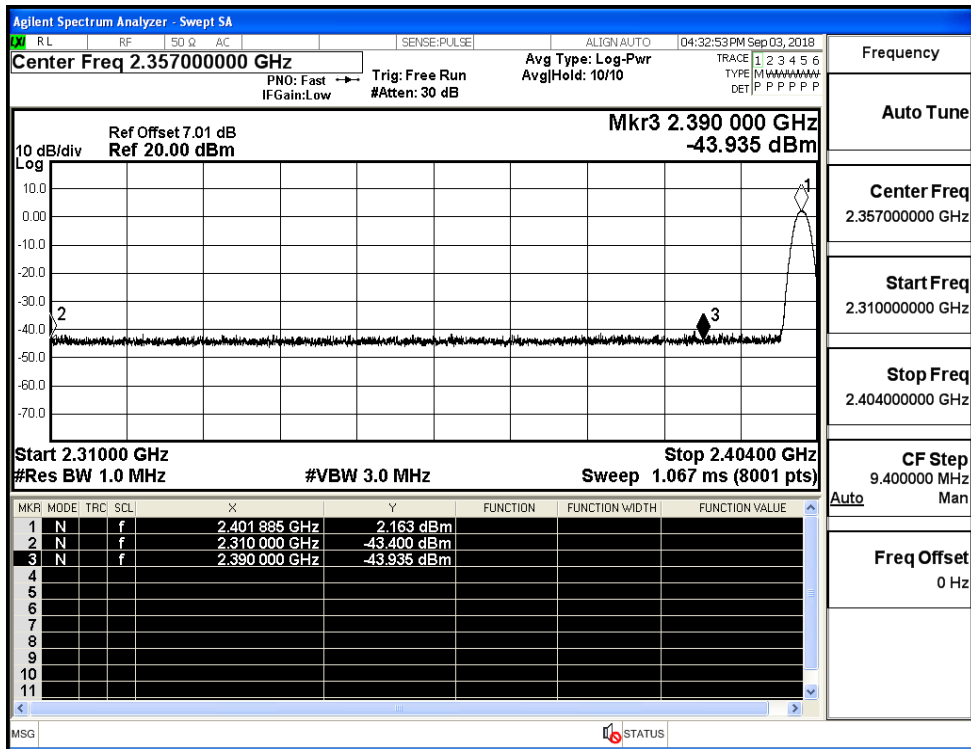
Restrict-band band-edge measurements_Hopping Off_π/4-DQPSK_PEAK (High Channel)



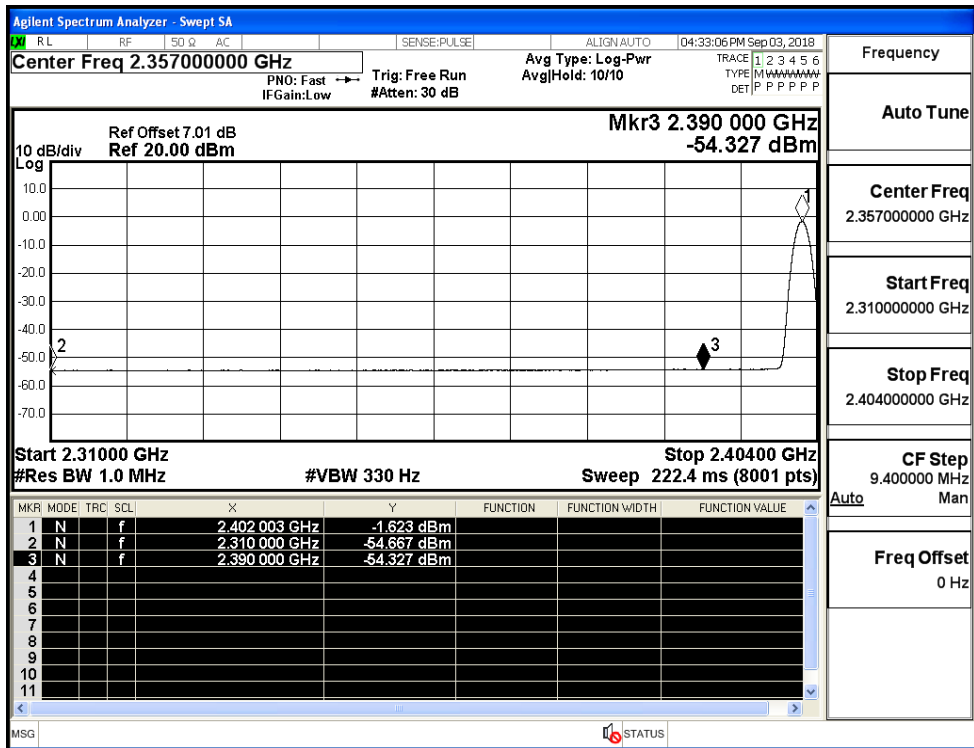
Restrict-band band-edge measurements_Hopping Off_π/4-DQPSK_Average (High Channel)



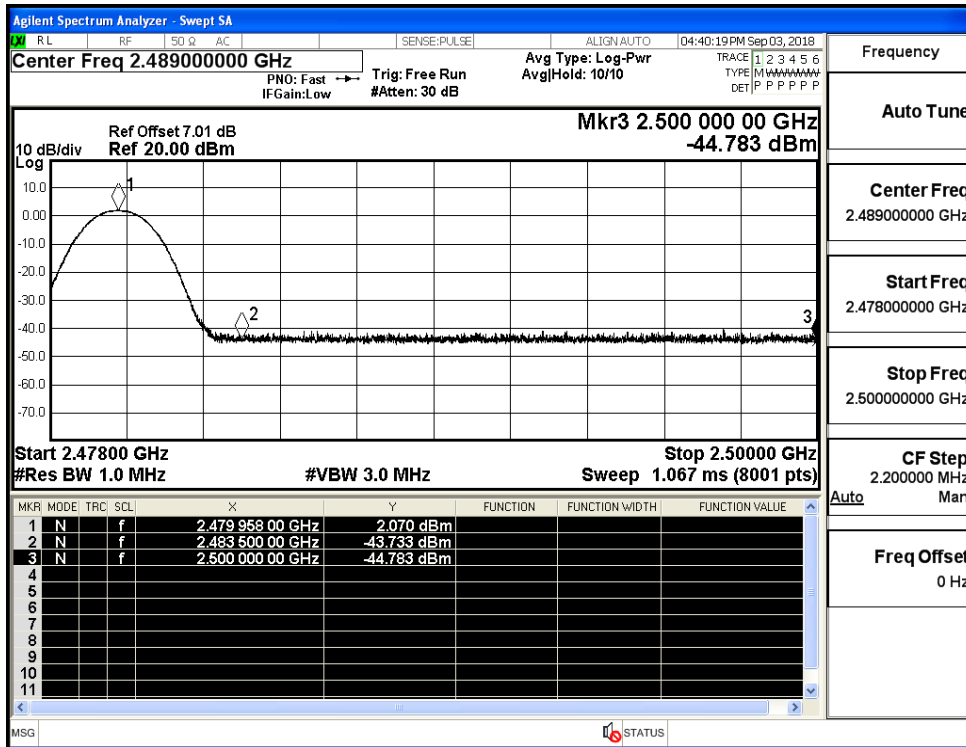
Restrict-band band-edge measurements_Hopping Off_8DPSK_PEAK (Low Channel)



Restrict-band band-edge measurements_Hopping Off_8DPSK_Average (Low Channel)



Restrict-band band-edge measurements_Hopping Off_8DPSK_PEAK (High Channel)



Restrict-band band-edge measurements_Hopping Off_8DPSK_Average (High Channel)

