






Bluetooth Speaker  
User Manual

**COMPONENTS INCLUDED:**

- 1 x Bluetooth Speaker
- 1 x User Manual
- 1 x Charging Cable
- 1 x Aux-in Cable

**FUNCTION PANELS**

|   |  |
|---|--|
|  | <b>Power OFF/ON/Light Mode</b><br>Power the device on and off<br>Light brightness control                                  |
|  | <b>Micro USB Port</b><br>Used to charge the speaker  |
|  | <b>Aux-in Port</b><br>For playing audio with an Aux-in cable   |
|  | <b>Play/Pause/Phone Button</b><br>Pause/Play, Hands Free   |
|  | <b>Volume and Track Control</b><br>Short press to increase and decrease volume<br>Long press to select next and last track |

**Charging:**

Please use provided USB cable for charging. Plug one side to USB port of the unit and the other side connect with the PC, wall charger or other 5V charging devices.

**Bluetooth Paring:**

1. Once the unit turn on, Press the on/off button. Blue indicator light will flash rapidly to detect nearby Bluetooth enabled devices.
2. Look for “Lantern Light Up” appear on the list Bluetooth devices from your device. Type Password “0000” or “1234” if requested.
3. Once unit is successfully paired and connected, lights will flash slowly.

**Pause and resume Playback:**

In Bluetooth mode, Press Play/Pause button to start playback or pause music from your media device.

**Skip Track:**

Press and hold the forward or backward key once to skip the track.

**Adjusting the volume:**

Press the forward or backward key to increase and decrease the speaker volume.

**AUX Function:**

Use a 3.5mm Aux-in cable to connect your device through the AUX in port.

**LED Light Control**

Press the LED light control button to change the LED modes.

**FCC STATEMENT :**

This device complies with Part 15 of the FCC Rules. Operation is subject to the following two conditions:

- (1) This device may not cause harmful interference, and
- (2) This device must accept any interference received, including interference that may cause undesired operation.

Warning: Changes or modifications not expressly approved by the party responsible for compliance could void the user's authority to operate the equipment.

NOTE: This equipment has been tested and found to comply with the limits for a Class B digital device, pursuant to Part 15 of the FCC Rules. These limits are designed to provide reasonable protection against harmful interference in a residential installation. This equipment generates uses and can radiate radio frequency energy and, if not installed and used in accordance with the instructions, may cause harmful interference to radio communications. However, there is no guarantee that interference will not occur in a particular installation. If this equipment does cause harmful interference to radio or television reception, which can be determined by turning the equipment off and on, the

user is encouraged to try to correct the interference by one or more of the following measures:

- Reorient or relocate the receiving antenna.

- Increase the separation between the equipment and receiver.

- Connect the equipment into an outlet on a circuit different from that to which the receiver is connected.

- Consult the dealer or an experienced radio/TV technician for help.

**RF warning statement:**

The device has been evaluated to meet general RF exposure requirement. The device can be used in portable exposure condition without restriction.