



Annex B Photographs of Test Setup



Front face of EUT with ANT A in close at 5mm (0 degrees)




Front face of EUT with ANT A in close at 5mm (90 degrees)



Front face of EUT with ANT A in close at 5mm (180 degrees)




Front face of EUT with ANT A in open at 5mm (45 degrees)



Front face of EUT with ANT A in open at 5mm (90 degrees)



Front face of EUT with ANT B in close at 5mm (0 degrees)



Front face of EUT with ANT B in close at 5mm (90 degrees)



Front face of EUT with ANT B in close at 5mm (180 degrees)



Front face of EUT with ANT B in open at 5mm (45 degrees)



Front face of EUT with ANT B in open at 5mm (90 degrees)