

Appendix A


➤ Test Setup Photograph

<Radiated Emission>


Mode 1: EUT 1 with main source of battery

Mode 2: EUT 1 with second source of battery

Description: Front View of Radiated Emission Test Setup (30 MHz ~ 1 GHz)



Description: Back View of Radiated Emission Test Setup (30 MHz ~ 1 GHz)




Mode 3: EUT 2 with main source of battery

Mode 4: EUT 2 with second source of battery

Description: Front View of Radiated Emission Test Setup (30 MHz ~ 1 GHz)



Description: Back View of Radiated Emission Test Setup (30 MHz ~ 1 GHz)




Mode 5: EUT 3 with AA battery

Description: Front View of Radiated Emission Test Setup (30 MHz ~ 1 GHz)



Description: Back View of Radiated Emission Test Setup (30 MHz ~ 1 GHz)



Mode 1: EUT 1 with main source of battery

Description: Front View of Radiated Emission Test Setup (Above 1 GHz)



Description: Back View of Radiated Emission Test Setup (Above 1 GHz)

