


ANTENNA SPECIFICATION



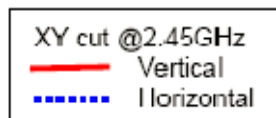
14.9*5.7mm

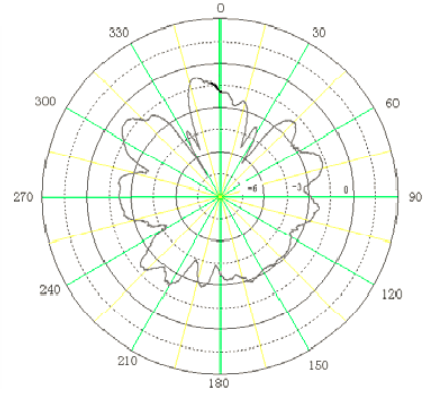
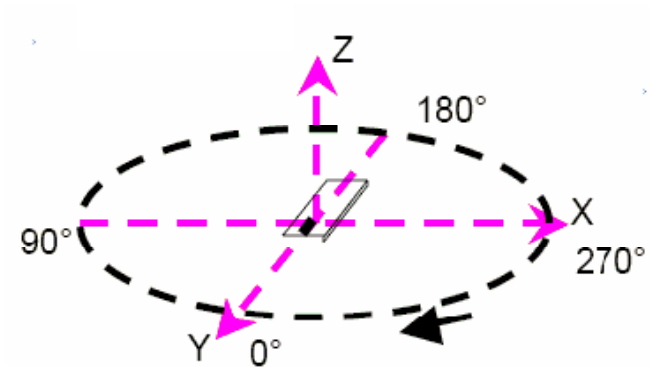
PCB ANTENNA SPECIFICATIONS

Part Number	Band Width (GH)	Peak Gain (V-XZ)	Average Gain (V-XZ)	VSWR (IN BW)	Impedance (Ohm)
PCB ANT	2.402-2.480	0.5dBi	0.5dBi	<2.0	50

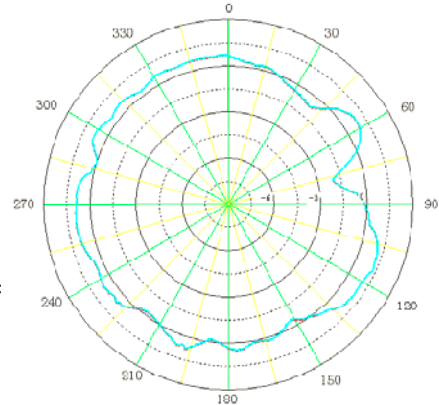
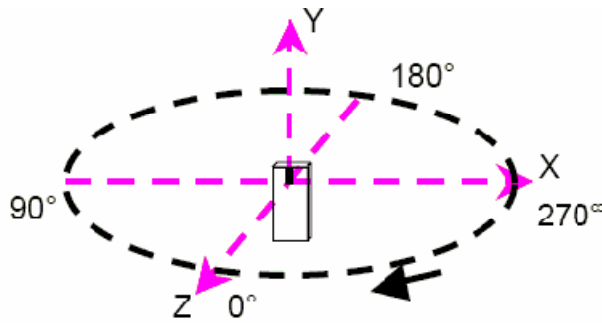
方向图 Radiation Pattern

XY-V/XY-H

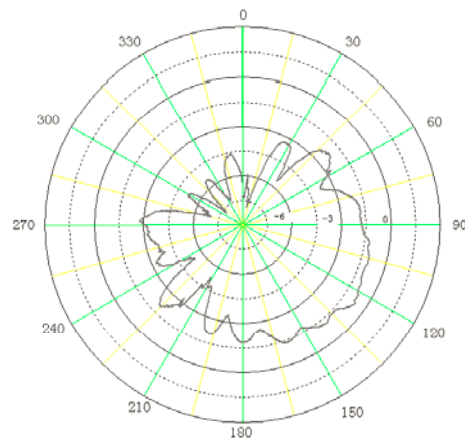
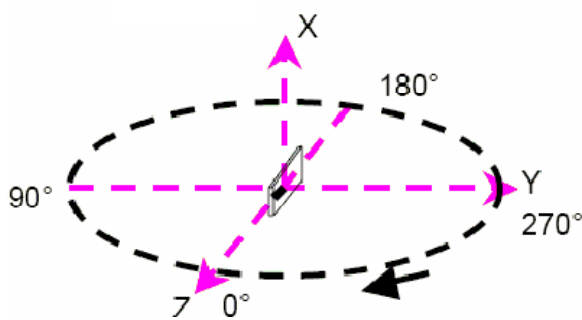




XZ cut @2.45GHz
 — Vertical
 Horizontal



XZ cut @2.45GHz
 — Vertical
 Horizontal



特性曲线 Characteristic curve

Tr1 S11 Log Mag 10.00dB/ Ref 0.000dB [F1]

