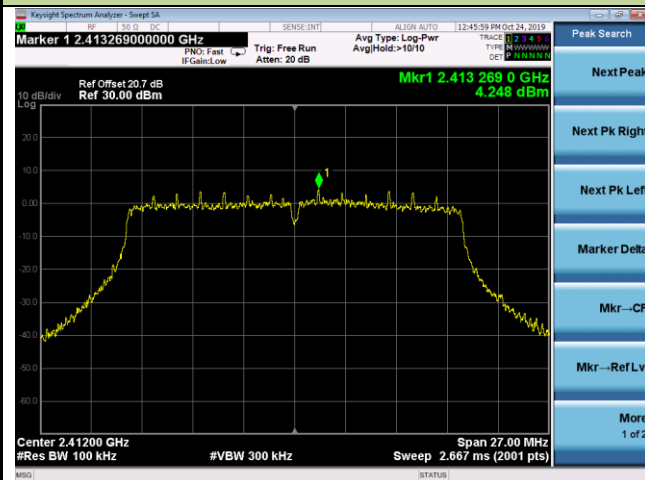


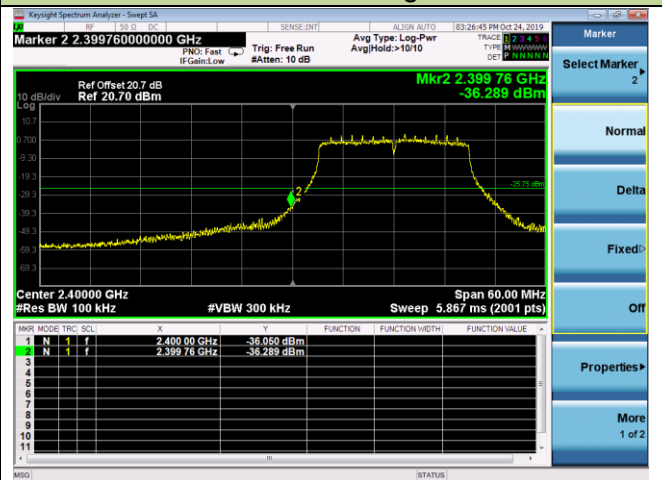
802.11VHT20 Out-of-Band Emissions- Ant 0 / Ant 0 + 1

Channel 01 (2412MHz)

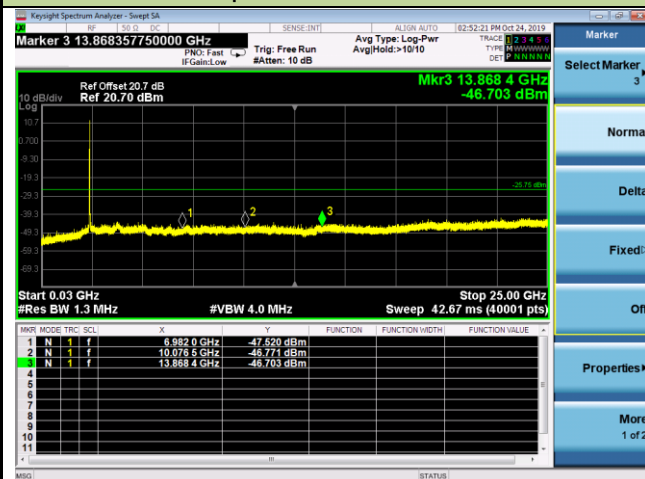
100kHz PSD reference Level



Low Band Edge

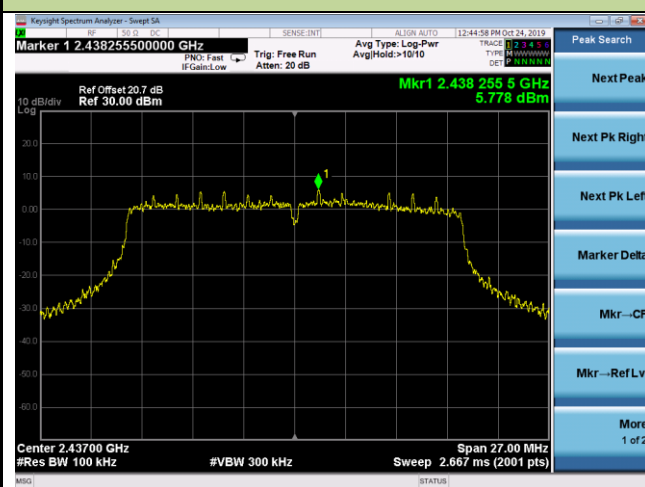


Spurious Emission

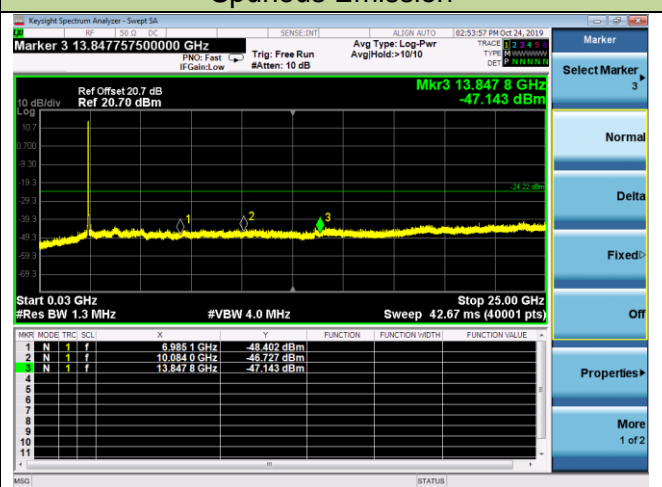


Channel 06 (2437MHz)

100kHz PSD reference Level

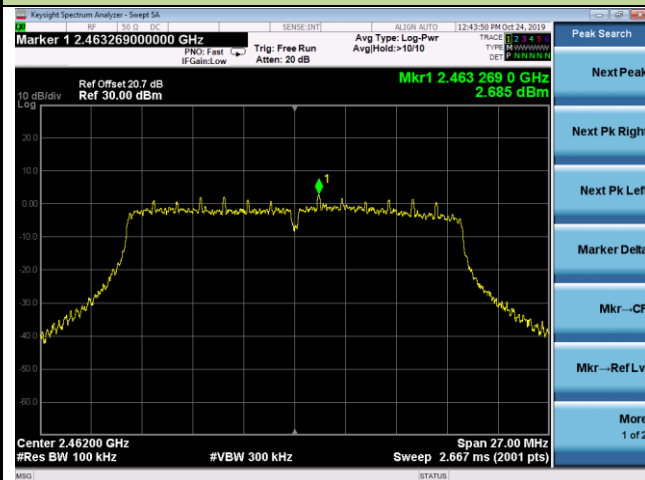


Spurious Emission



Channel 11 (2462MHz)

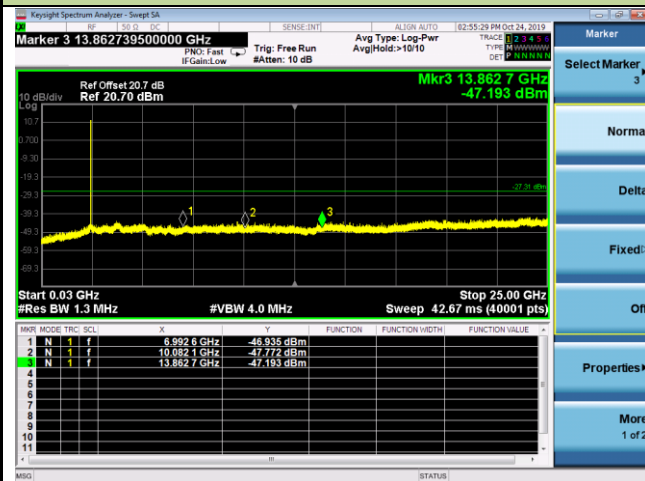
100kHz PSD reference Level



High Band Edge



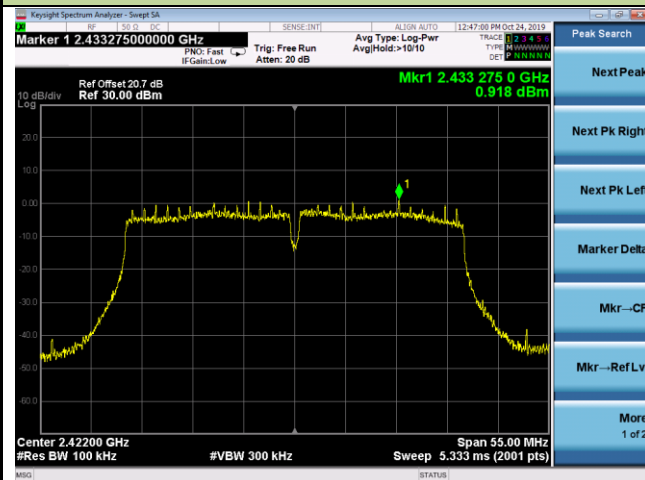
Spurious Emission



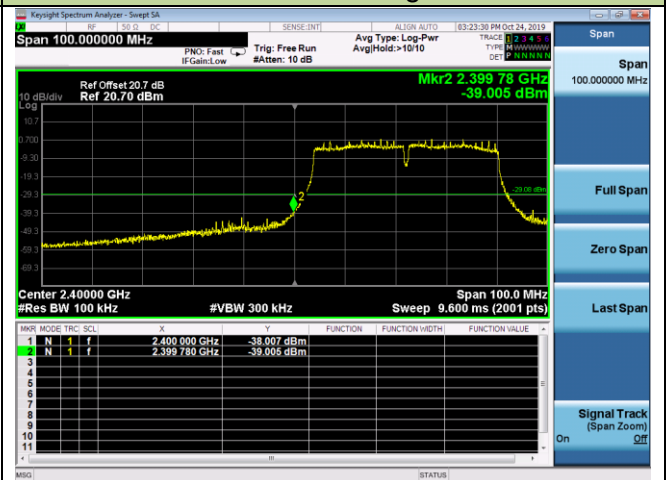
802.11VHT40 Out-of-Band Emissions- Ant 0 / Ant 0 + 1

Channel 03 (2422MHz)

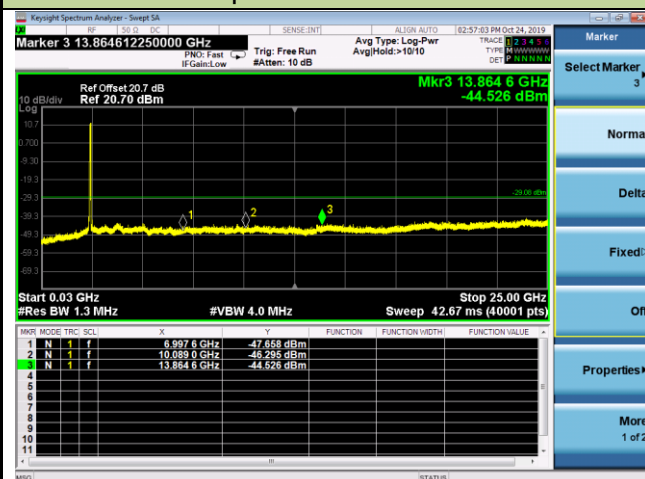
100kHz PSD reference Level



Low Band Edge

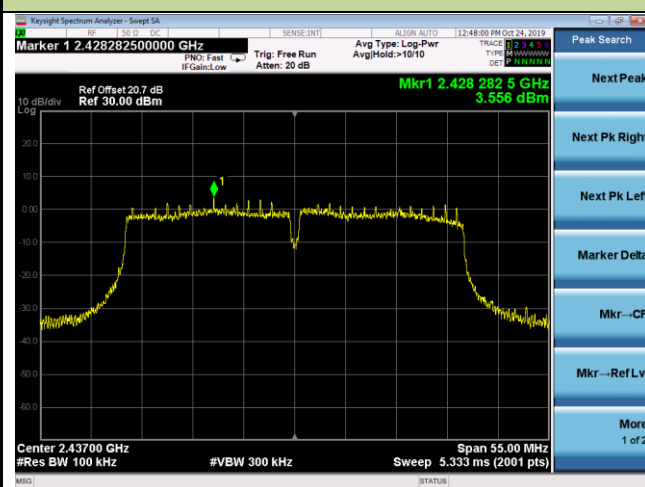


Spurious Emission

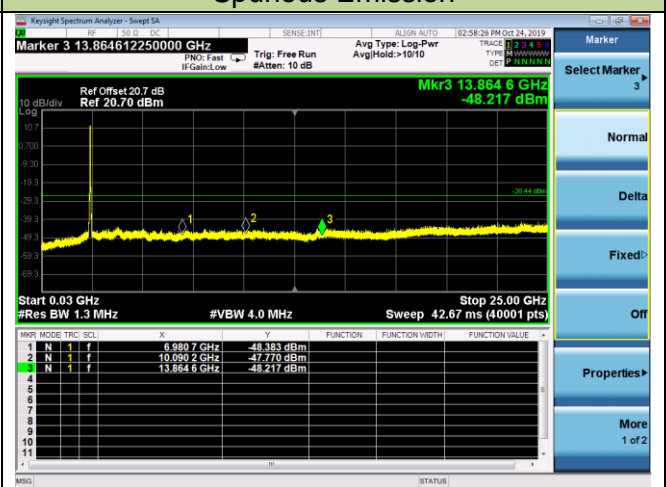


Channel 06 (2437MHz)

100kHz PSD reference Level

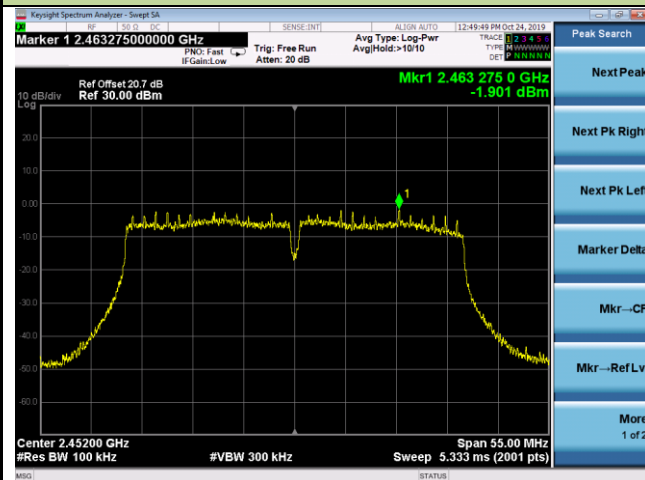


Spurious Emission



Channel 09 (2452MHz)

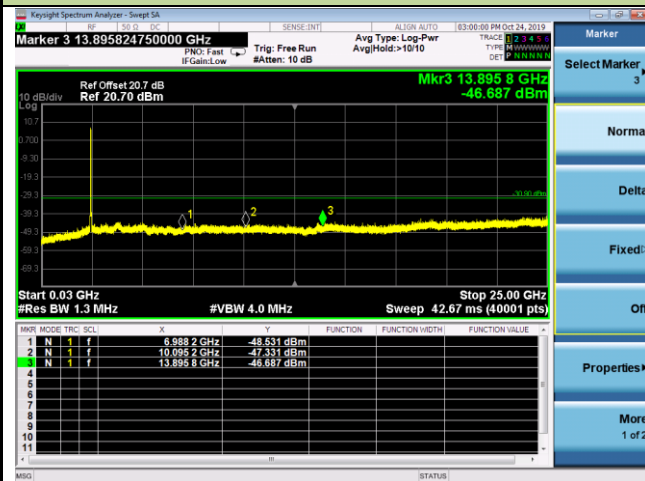
100kHz PSD reference Level



High Band Edge



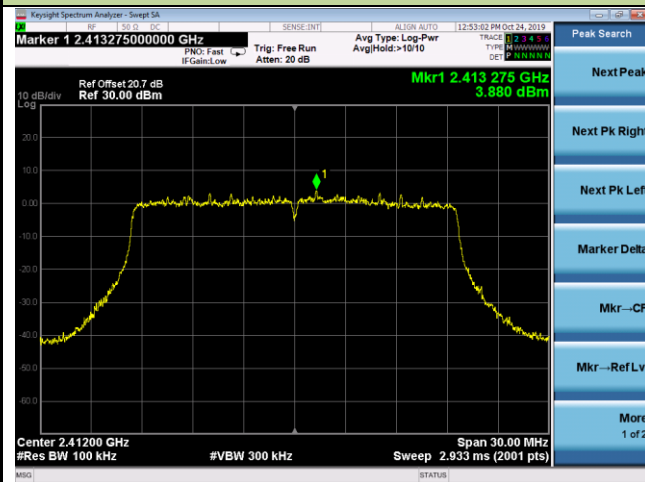
Spurious Emission



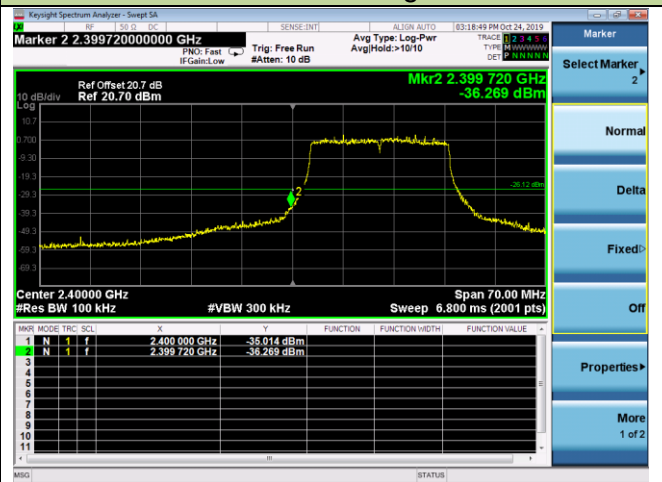
802.11ax-HT20 Out-of-Band Emissions- Ant 0 / Ant 0 + 1

Channel 01 (2412MHz)

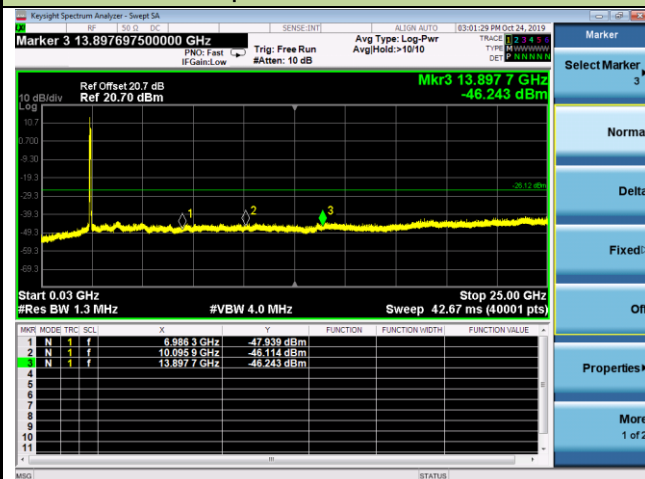
100kHz PSD reference Level



Low Band Edge

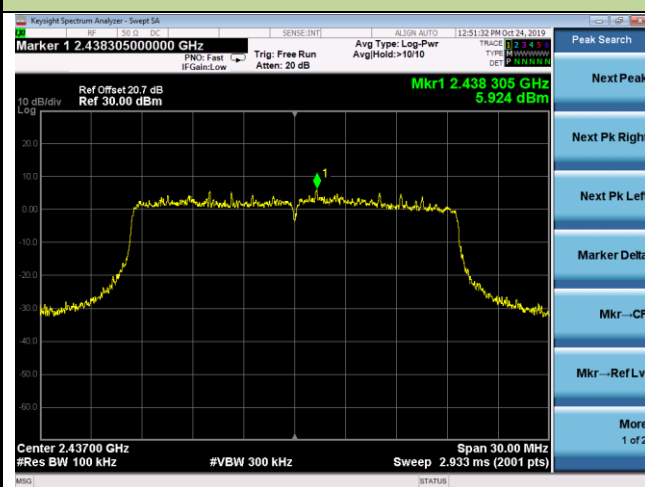


Spurious Emission

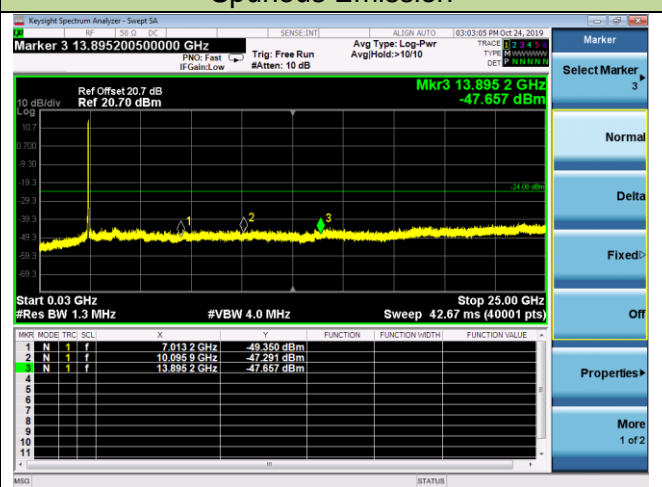


Channel 06 (2437MHz)

100kHz PSD reference Level

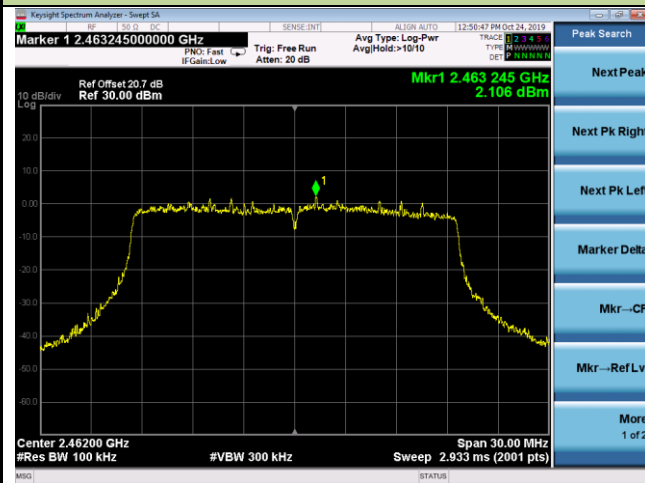


Spurious Emission



Channel 11 (2462MHz)

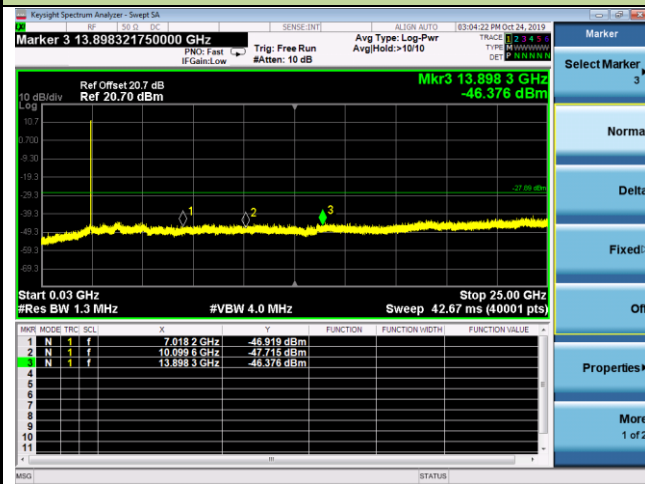
100kHz PSD reference Level



High Band Edge



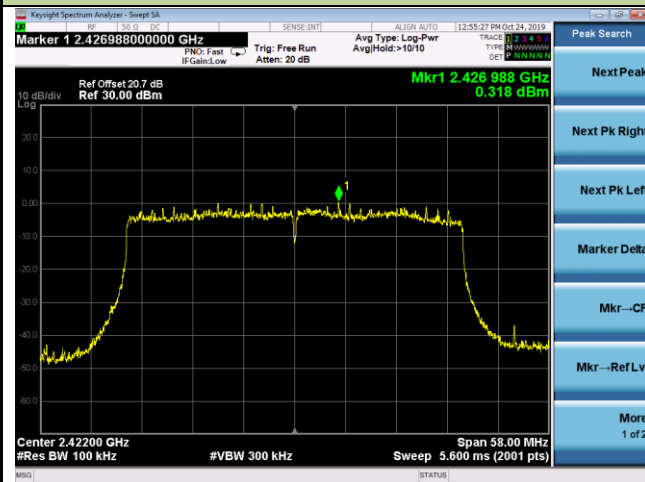
Spurious Emission



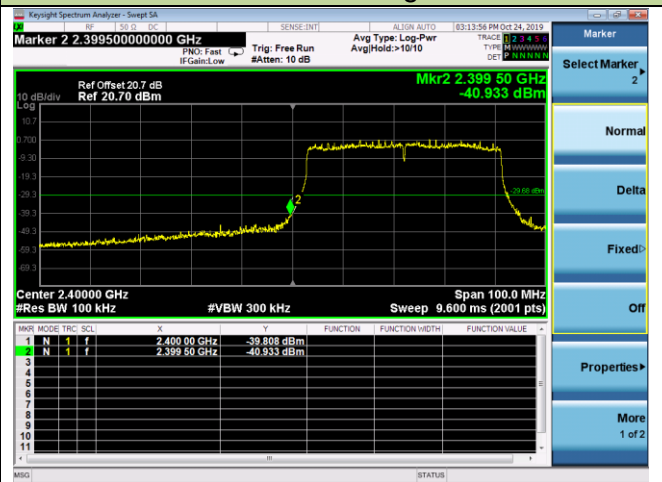
802.11ax-HT40 Out-of-Band Emissions- Ant 0 / Ant 0 + 1

Channel 03 (2422MHz)

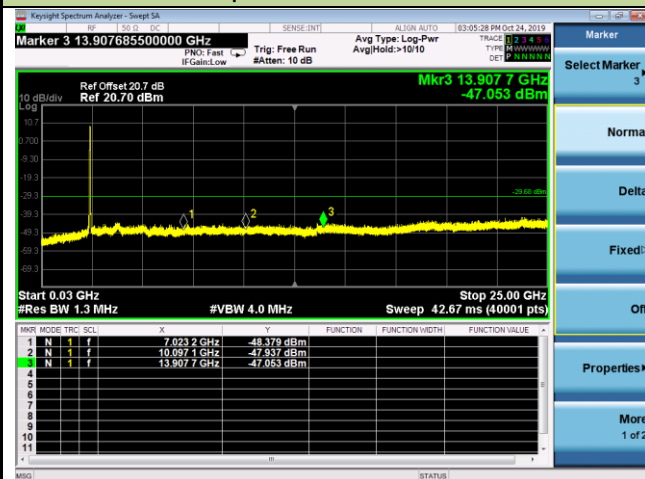
100kHz PSD reference Level



Low Band Edge

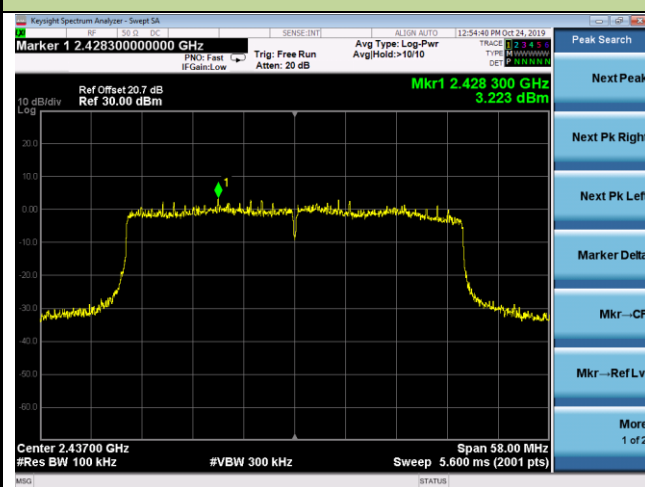


Spurious Emission

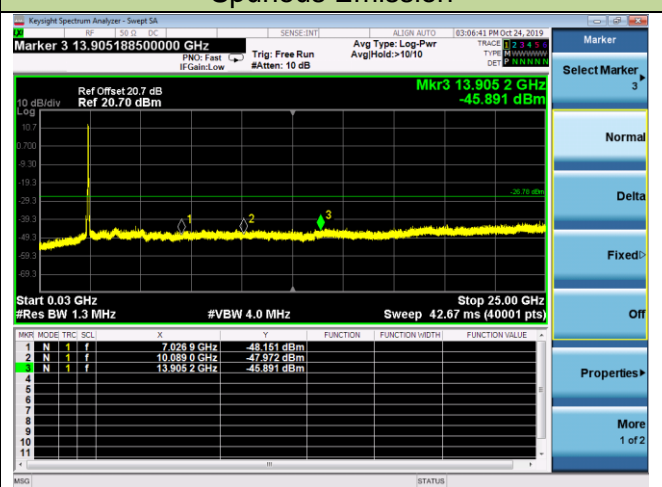


Channel 06 (2437MHz)

100kHz PSD reference Level

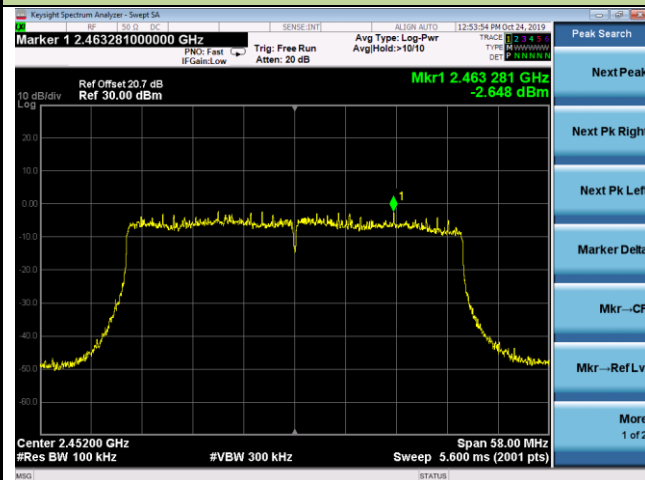


Spurious Emission



Channel 09 (2452MHz)

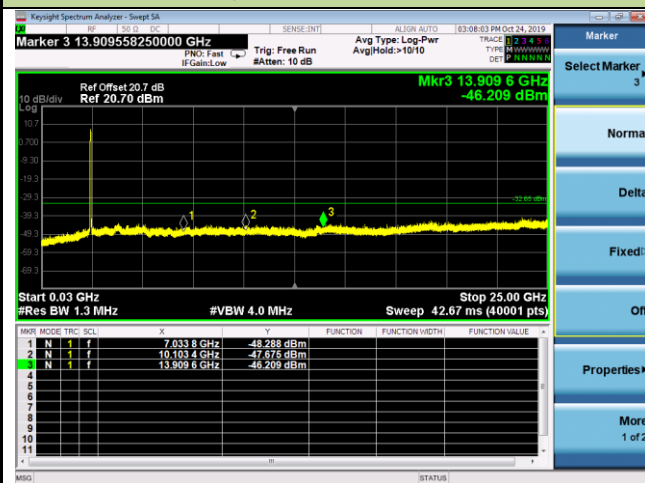
100kHz PSD reference Level



High Band Edge



Spurious Emission



7.6. Radiated Spurious Emission Measurement

7.6.1. Test Limit

All out of band emissions appearing in a restricted band as specified in Section 15.205 of the Title 47 CFR must not exceed the limits shown in Table per Section 15.209.

FCC Part 15 Subpart C Paragraph 15.209		
Frequency (MHz)	Field Strength (uV/m)	Measured Distance (Meters)
0.009 - 0.490	2400/F (kHz)	300
0.490 - 1.705	24000/F (kHz)	30
1.705 - 30	30	30
30 - 88	100	3
88 - 216	150	3
216 - 960	200	3
Above 960	500	3

7.6.2. Test Procedure Used

ANSI C63.10 Section 6.3 (General Requirements)

ANSI C63.10 Section 6.4 (Standard test method below 30MHz)

ANSI C63.10 Section 6.5 (Standard test method above 30MHz to 1GHz)

ANSI C63.10 Section 6.6 (Standard test method above 1GHz)

7.6.3. Test Setting

Peak Field Strength Measurements

1. Analyzer center frequency was set to the frequency of the radiated spurious emission of interest
2. RBW = as specified in Table 1
3. VBW = 3MHz
4. Detector = peak
5. Sweep time = auto couple
6. Trace mode = max hold
7. Trace was allowed to stabilize

Table 1 - RBW as a function of frequency

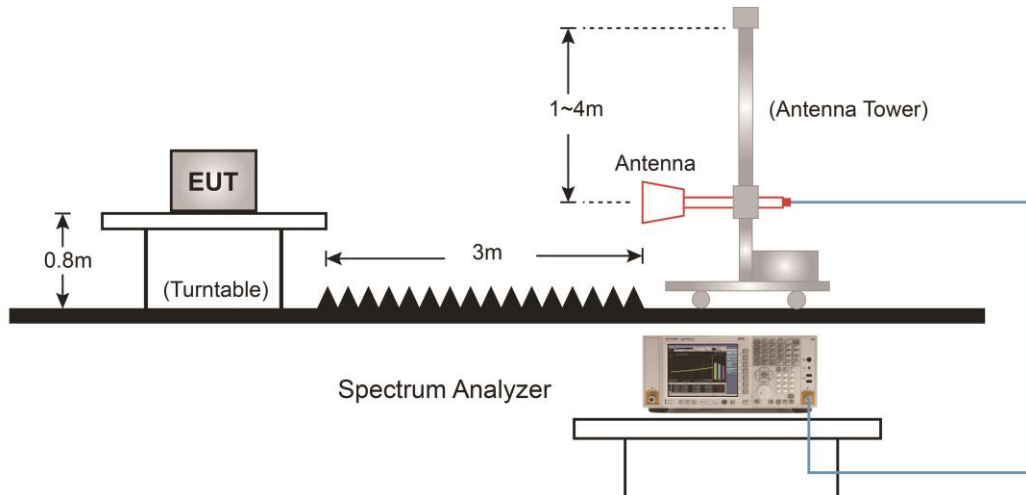
Frequency	RBW
9 ~ 150 kHz	200 ~ 300 Hz
0.15 ~ 30 MHz	9 ~ 10 kHz
30 ~ 1000 MHz	100 ~ 120 kHz
> 1000 MHz	1 MHz

Average Field Strength Measurements

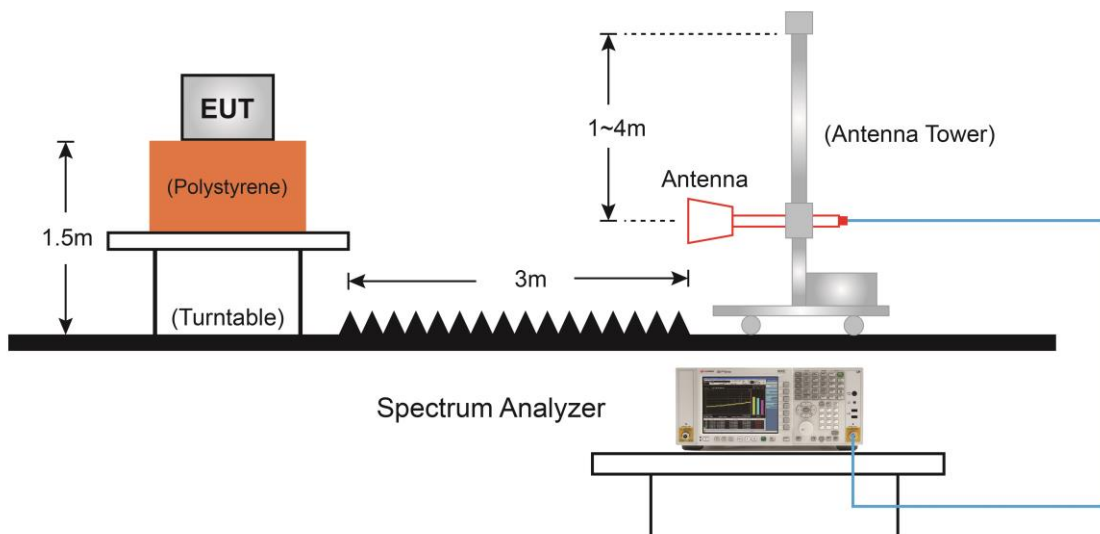
1. Analyzer center frequency was set to the frequency of the radiated spurious emission of interest
2. RBW = 1MHz
3. VBW $\geq 1/T$
4. De As an alternative, the instrument may be set to linear detector mode. Ensure that video filtering is applied in linear voltage domain (rather than in a log or dB domain). Some instruments require linear display mode in order to accomplish this. Others have a setting for Average-VBW Type, which can be set to "Voltage" regardless of the display mode
5. Detector = Peak
6. Sweep time = auto
7. Trace mode = max hold
8. Allow max hold to run for at least 50 times (1/duty cycle) traces

7.6.4.Test Setup

Below 1GHz Test Setup:



Above 1GHz Test Setup:



7.6.5.Test Result

For OAW-AP1321

Product	OmniAccess Stellar	Temperature	26°C
Test Engineer	Cloud Guo	Relative Humidity	56%
Test Site	AC1	Test Date	2019/10/15
Test Mode	802.11b - Ant 0 + 1	Test Channel	01
Remark	1. Average measurement was not performed if peak level lower than average limit. 2. Other frequency was 20dB below limit line within 1-18GHz, there is not show in the report.		

Mark	Frequency (MHz)	Reading Level (dBμV)	Factor (dB)	Measure Level (dBμV/m)	Limit (dBμV/m)	Margin (dB)	Detector	Polarization
	4825.0	41.0	3.6	44.6	74.0	-29.4	Peak	Horizontal
	7400.5	32.2	11.6	43.8	74.0	-30.2	Peak	Horizontal
*	9602.0	32.1	13.6	45.7	80.0	-34.3	Peak	Horizontal
*	10520.0	31.5	16.7	48.2	80.0	-31.8	Peak	Horizontal
	4825.0	43.1	3.6	46.7	74.0	-27.3	Peak	Vertical
	7409.0	33.0	11.6	44.6	74.0	-29.4	Peak	Vertical
*	9738.0	33.0	13.8	46.8	80.0	-33.2	Peak	Vertical
*	10511.5	31.5	16.7	48.2	80.0	-31.8	Peak	Vertical

Note 1: “*” is not in restricted band, its limit is 30dBc of the fundamental emission level (110.0dBμV/m) or 15.209 which is higher.

Note 2: Measure Level (dBμV/m) = Reading Level (dBμV) + Factor (dB)

Factor (dB) = Cable Loss (dB) + Antenna Factor (dB/m) - Pre_Amplifier Gain (dB)

Product	OmniAccess Stellar	Temperature	26°C
Test Engineer	Cloud Guo	Relative Humidity	56%
Test Site	AC1	Test Date	2019/10/15
Test Mode	802.11b - Ant 0 + 1	Test Channel	06
Remark	1. Average measurement was not performed if peak level lower than average limit. 2. Other frequency was 20dB below limit line within 1-18GHz, there is not show in the report.		

Mark	Frequency (MHz)	Reading Level (dBμV)	Factor (dB)	Measure Level (dBμV/m)	Limit (dBμV/m)	Margin (dB)	Detector	Polarization
	4867.5	43.3	3.5	46.8	74.0	-27.2	Peak	Horizontal
	7519.5	32.6	11.6	44.2	74.0	-29.8	Peak	Horizontal
*	9602.0	33.1	13.6	46.7	79.3	-32.6	Peak	Horizontal
*	10554.0	31.9	16.8	48.7	79.3	-30.6	Peak	Horizontal
	4867.5	41.7	3.5	45.2	74.0	-28.8	Peak	Vertical
	7638.5	32.0	11.3	43.3	74.0	-30.7	Peak	Vertical
*	9746.5	33.6	13.9	47.5	79.3	-31.8	Peak	Vertical
*	10256.5	31.6	15.5	47.1	79.3	-32.2	Peak	Vertical

Note 1: "*" is not in restricted band, its limit is 30dBc of the fundamental emission level (109.3dBμV/m) or 15.209 which is higher.

Note 2: Measure Level (dBμV/m) = Reading Level (dBμV) + Factor (dB)

Factor (dB) = Cable Loss (dB) + Antenna Factor (dB/m) - Pre_Amplifier Gain (dB)

Product	OmniAccess Stellar	Temperature	26°C
Test Engineer	Cloud Guo	Relative Humidity	56%
Test Site	AC1	Test Date	2019/10/15
Test Mode	802.11b - Ant 0 + 1	Test Channel	11
Remark	1. Average measurement was not performed if peak level lower than average limit. 2. Other frequency was 20dB below limit line within 1-18GHz, there is not show in the report.		

Mark	Frequency (MHz)	Reading Level (dBμV)	Factor (dB)	Measure Level (dBμV/m)	Limit (dBμV/m)	Margin (dB)	Detector	Polarization
	4935.5	39.8	3.6	43.4	74.0	-30.6	Peak	Horizontal
	7536.5	32.1	11.7	43.8	74.0	-30.2	Peak	Horizontal
*	9848.5	33.2	14.1	47.3	78.5	-31.2	Peak	Horizontal
*	10511.5	31.2	16.7	47.9	78.5	-30.6	Peak	Horizontal
	4927.0	39.1	3.6	42.7	74.0	-31.3	Peak	Vertical
	7434.5	32.7	11.8	44.5	74.0	-29.5	Peak	Vertical
*	9619.0	33.4	13.5	46.9	78.5	-31.6	Peak	Vertical
*	10205.5	31.6	15.1	46.7	78.5	-31.8	Peak	Vertical

Note 1: "*" is not in restricted band, its limit is 30dBc of the fundamental emission level (108.5dBμV/m) or 15.209 which is higher.

Note 2: Measure Level (dBμV/m) = Reading Level (dBμV) + Factor (dB)

Factor (dB) = Cable Loss (dB) + Antenna Factor (dB/m) - Pre_Amplifier Gain (dB)

Product	OmniAccess Stellar	Temperature	26°C
Test Engineer	Cloud Guo	Relative Humidity	56%
Test Site	AC1	Test Date	2019/10/15
Test Mode	802.11g - Ant 0 + 1	Test Channel	01
Remark	1. Average measurement was not performed if peak level lower than average limit. 2. Other frequency was 20dB below limit line within 1-18GHz, there is not show in the report.		

Mark	Frequency (MHz)	Reading Level (dBμV)	Factor (dB)	Measure Level (dBμV/m)	Limit (dBμV/m)	Margin (dB)	Detector	Polarization
	4842.0	40.9	3.4	44.3	74.0	-29.7	Peak	Horizontal
	7434.5	32.9	11.8	44.7	74.0	-29.3	Peak	Horizontal
*	9687.0	32.3	13.6	45.9	81.5	-35.6	Peak	Horizontal
*	10401.0	30.7	16.3	47.0	81.5	-34.5	Peak	Horizontal
	4816.5	40.8	3.6	44.4	74.0	-29.6	Peak	Vertical
	7426.0	32.6	11.9	44.5	74.0	-29.5	Peak	Vertical
*	9610.5	32.7	13.5	46.2	81.5	-35.3	Peak	Vertical
*	10494.5	31.8	16.5	48.3	81.5	-33.2	Peak	Vertical

Note 1: "*" is not in restricted band, its limit is 30dBc of the fundamental emission level (111.5dBμV/m) or 15.209 which is higher.

Note 2: Measure Level (dBμV/m) = Reading Level (dBμV) + Factor (dB)

Factor (dB) = Cable Loss (dB) + Antenna Factor (dB/m) - Pre_Amplifier Gain (dB)

Product	OmniAccess Stellar	Temperature	26°C
Test Engineer	Cloud Guo	Relative Humidity	56%
Test Site	AC1	Test Date	2019/10/15
Test Mode	802.11g - Ant 0 + 1	Test Channel	06
Remark	1. Average measurement was not performed if peak level lower than average limit. 2. Other frequency was 20dB below limit line within 1-18GHz, there is not show in the report.		

Mark	Frequency (MHz)	Reading Level (dBμV)	Factor (dB)	Measure Level (dBμV/m)	Limit (dBμV/m)	Margin (dB)	Detector	Polarization
	4867.5	41.9	3.5	45.4	74.0	-28.6	Peak	Horizontal
	7358.0	31.8	11.8	43.6	74.0	-30.4	Peak	Horizontal
*	9746.5	32.3	13.9	46.2	80.9	-34.7	Peak	Horizontal
*	10562.5	30.9	16.9	47.8	80.9	-33.1	Peak	Horizontal
	4876.0	43.3	3.6	46.9	74.0	-27.1	Peak	Vertical
	7562.0	32.0	11.6	43.6	74.0	-30.4	Peak	Vertical
*	9763.5	32.2	14.0	46.2	80.9	-34.7	Peak	Vertical
*	10452.0	31.8	16.4	48.2	80.9	-32.7	Peak	Vertical

Note 1: "*" is not in restricted band, its limit is 30dBc of the fundamental emission level (110.9dBμV/m) or 15.209 which is higher.

Note 2: Measure Level (dBμV/m) = Reading Level (dBμV) + Factor (dB)

Factor (dB) = Cable Loss (dB) + Antenna Factor (dB/m) - Pre_Amplifier Gain (dB)

Product	OmniAccess Stellar	Temperature	26°C
Test Engineer	Cloud Guo	Relative Humidity	56%
Test Site	AC1	Test Date	2019/10/15
Test Mode	802.11g - Ant 0 + 1	Test Channel	11
Remark	1. Average measurement was not performed if peak level lower than average limit. 2. Other frequency was 20dB below limit line within 1-18GHz, there is not show in the report.		

Mark	Frequency (MHz)	Reading Level (dBμV)	Factor (dB)	Measure Level (dBμV/m)	Limit (dBμV/m)	Margin (dB)	Detector	Polarization
	4927.0	39.9	3.6	43.5	74.0	-30.5	Peak	Horizontal
	7528.0	32.1	11.6	43.7	74.0	-30.3	Peak	Horizontal
*	9670.0	31.9	13.6	45.5	79.8	-34.3	Peak	Horizontal
*	10571.0	31.7	16.9	48.6	79.8	-31.2	Peak	Horizontal
	4927.0	39.6	3.6	43.2	74.0	-30.8	Peak	Vertical
	7417.5	33.4	11.7	45.1	74.0	-28.9	Peak	Horizontal
*	9678.5	32.4	13.6	46.0	79.8	-33.8	Peak	Vertical
*	10460.5	31.8	16.4	48.2	79.8	-31.6	Peak	Vertical

Note 1: "*" is not in restricted band, its limit is 30dBc of the fundamental emission level (109.8dBμV/m) or 15.209 which is higher.

Note 2: Measure Level (dBμV/m) = Reading Level (dBμV) + Factor (dB)

Factor (dB) = Cable Loss (dB) + Antenna Factor (dB/m) - Pre_Amplifier Gain (dB)

Product	OmniAccess Stellar	Temperature	26°C
Test Engineer	Cloud Guo	Relative Humidity	56%
Test Site	AC1	Test Date	2019/10/15
Test Mode	802.11 n-HT20 - Ant 0 + 1	Test Channel	01
Remark	1. Average measurement was not performed if peak level lower than average limit. 2. Other frequency was 20dB below limit line within 1-18GHz, there is not show in the report.		

Mark	Frequency (MHz)	Reading Level (dBμV)	Factor (dB)	Measure Level (dBμV/m)	Limit (dBμV/m)	Margin (dB)	Detector	Polarization
	4833.5	41.8	3.5	45.3	74.0	-28.7	Peak	Horizontal
	7528.0	33.3	11.6	44.9	74.0	-29.1	Peak	Horizontal
*	9670.0	33.0	13.6	46.6	81.4	-34.8	Peak	Horizontal
*	10537.0	32.8	16.4	49.2	81.4	-32.2	Peak	Horizontal
	4825.0	41.6	3.6	45.2	74.0	-28.8	Peak	Vertical
	7383.5	32.4	11.8	44.2	74.0	-29.8	Peak	Vertical
*	9593.5	32.5	13.6	46.1	81.4	-35.3	Peak	Vertical
*	10358.5	31.3	16.1	47.4	81.4	-34.0	Peak	Vertical

Note 1: "*" is not in restricted band, its limit is 30dBc of the fundamental emission level (111.4dBμV/m) or 15.209 which is higher.

Note 2: Measure Level (dBμV/m) = Reading Level (dBμV) + Factor (dB)

Factor (dB) = Cable Loss (dB) + Antenna Factor (dB/m) - Pre_Amplifier Gain (dB)

Product	OmniAccess Stellar	Temperature	26°C
Test Engineer	Cloud Guo	Relative Humidity	56%
Test Site	AC1	Test Date	2019/10/15
Test Mode	802.11 n-HT20 - Ant 0 + 1	Test Channel	06
Remark	1. Average measurement was not performed if peak level lower than average limit. 2. Other frequency was 20dB below limit line within 1-18GHz, there is not show in the report.		

Mark	Frequency (MHz)	Reading Level (dBμV)	Factor (dB)	Measure Level (dBμV/m)	Limit (dBμV/m)	Margin (dB)	Detector	Polarization
	4876.0	41.6	3.6	45.2	74.0	-28.8	Peak	Horizontal
	7655.5	32.7	11.4	44.1	74.0	-29.9	Peak	Horizontal
*	9746.5	34.1	13.9	48.0	80.4	-32.4	Peak	Horizontal
*	10418.0	31.5	16.1	47.6	80.4	-32.8	Peak	Horizontal
	4876.0	43.4	3.6	47.0	74.0	-27.0	Peak	Vertical
	7375.0	31.8	12.0	43.8	74.0	-30.2	Peak	Vertical
*	9763.5	32.2	14.0	46.2	80.4	-34.2	Peak	Vertical
*	10562.5	31.2	16.9	48.1	80.4	-32.3	Peak	Vertical

Note 1: "*" is not in restricted band, its limit is 30dBc of the fundamental emission level (110.4dBμV/m) or 15.209 which is higher.

Note 2: Measure Level (dBμV/m) = Reading Level (dBμV) + Factor (dB)

Factor (dB) = Cable Loss (dB) + Antenna Factor (dB/m) - Pre_Amplifier Gain (dB)

Product	OmniAccess Stellar	Temperature	26°C
Test Engineer	Cloud Guo	Relative Humidity	56%
Test Site	AC1	Test Date	2019/10/15
Test Mode	802.11 n-HT20 - Ant 0 + 1	Test Channel	11
Remark	1. Average measurement was not performed if peak level lower than average limit. 2. Other frequency was 20dB below limit line within 1-18GHz, there is not show in the report.		

Mark	Frequency (MHz)	Reading Level (dBμV)	Factor (dB)	Measure Level (dBμV/m)	Limit (dBμV/m)	Margin (dB)	Detector	Polarization
	4927.0	40.1	3.6	43.7	74.0	-30.3	Peak	Horizontal
	7630.0	33.3	11.2	44.5	74.0	-29.5	Peak	Horizontal
*	9670.0	33.0	13.6	46.6	79.4	-32.8	Peak	Horizontal
*	10290.5	31.7	15.6	47.3	79.4	-32.1	Peak	Horizontal
	4901.5	39.0	3.5	42.5	74.0	-31.5	Peak	Vertical
	7536.5	31.9	11.7	43.6	74.0	-30.4	Peak	Vertical
*	9619.0	32.7	13.5	46.2	79.4	-33.2	Peak	Vertical
*	10265.0	32.2	15.4	47.6	79.4	-31.8	Peak	Vertical

Note 1: "*" is not in restricted band, its limit is 30dBc of the fundamental emission level (109.4dBμV/m) or 15.209 which is higher.

Note 2: Measure Level (dBμV/m) = Reading Level (dBμV) + Factor (dB)

Factor (dB) = Cable Loss (dB) + Antenna Factor (dB/m) - Pre_Amplifier Gain (dB)

Product	OmniAccess Stellar	Temperature	26°C
Test Engineer	Cloud Guo	Relative Humidity	56%
Test Site	AC1	Test Date	2019/10/15
Test Mode	802.11n-HT40 - Ant 0 + 1	Test Channel	03
Remark	1. Average measurement was not performed if peak level lower than average limit. 2. Other frequency was 20dB below limit line within 1-18GHz, there is not show in the report.		

Mark	Frequency (MHz)	Reading Level (dBμV)	Factor (dB)	Measure Level (dBμV/m)	Limit (dBμV/m)	Margin (dB)	Detector	Polarization
	4842.0	42.7	3.4	46.1	74.0	-27.9	Peak	Horizontal
	7562.0	33.1	11.6	44.7	74.0	-29.3	Peak	Horizontal
*	9848.5	31.7	14.1	45.8	78.2	-32.4	Peak	Horizontal
*	10571.0	31.7	16.9	48.6	78.2	-29.6	Peak	Horizontal
	4842.0	42.3	3.4	45.7	74.0	-28.3	Peak	Vertical
	7519.5	32.6	11.6	44.2	74.0	-29.8	Peak	Vertical
*	10044.0	33.0	14.5	47.5	78.2	-30.7	Peak	Vertical
*	10503.0	31.2	16.7	47.9	78.2	-30.3	Peak	Vertical

Note 1: "*" is not in restricted band, its limit is 30dBc of the fundamental emission level (108.2dBμV/m) or 15.209 which is higher.

Note 2: Measure Level (dBμV/m) = Reading Level (dBμV) + Factor (dB)

Factor (dB) = Cable Loss (dB) + Antenna Factor (dB/m) - Pre_Amplifier Gain (dB)

Product	OmniAccess Stellar	Temperature	26°C
Test Engineer	Cloud Guo	Relative Humidity	56%
Test Site	AC1	Test Date	2019/10/15
Test Mode	802.11n-HT40 - Ant 0 + 1	Test Channel	06
Remark	1. Average measurement was not performed if peak level lower than average limit. 2. Other frequency was 20dB below limit line within 1-18GHz, there is not show in the report.		

Mark	Frequency (MHz)	Reading Level (dBμV)	Factor (dB)	Measure Level (dBμV/m)	Limit (dBμV/m)	Margin (dB)	Detector	Polarization
	4876.0	41.8	3.6	45.4	74.0	-28.6	Peak	Horizontal
	7621.5	32.6	11.3	43.9	74.0	-30.1	Peak	Horizontal
*	9746.5	32.0	13.9	45.9	80.1	-34.2	Peak	Horizontal
*	10282.0	31.6	15.6	47.2	80.1	-32.9	Peak	Horizontal
	4876.0	44.8	3.6	48.4	74.0	-25.6	Peak	Vertical
	7570.5	32.8	11.6	44.4	74.0	-29.6	Peak	Vertical
*	9695.5	32.2	13.6	45.8	80.1	-34.3	Peak	Vertical
*	10520.0	31.4	16.7	48.1	80.1	-32.0	Peak	Vertical

Note 1: "*" is not in restricted band, its limit is 30dBc of the fundamental emission level (110.1dBμV/m) or 15.209 which is higher.

Note 2: Measure Level (dBμV/m) = Reading Level (dBμV) + Factor (dB)

Factor (dB) = Cable Loss (dB) + Antenna Factor (dB/m) - Pre_Amplifier Gain (dB)

Product	OmniAccess Stellar	Temperature	26°C
Test Engineer	Cloud Guo	Relative Humidity	56%
Test Site	AC1	Test Date	2019/10/15
Test Mode	802.11n-HT40 - Ant 0 + 1	Test Channel	09
Remark	1. Average measurement was not performed if peak level lower than average limit. 2. Other frequency was 20dB below limit line within 1-18GHz, there is not show in the report.		

Mark	Frequency (MHz)	Reading Level (dBμV)	Factor (dB)	Measure Level (dBμV/m)	Limit (dBμV/m)	Margin (dB)	Detector	Polarization
	4893.0	41.4	3.5	44.9	74.0	-29.1	Peak	Horizontal
	7562.0	32.3	11.6	43.9	74.0	-30.1	Peak	Horizontal
*	9806.0	34.9	14.2	49.1	77.2	-28.1	Peak	Horizontal
*	10197.0	33.1	15.2	48.3	77.2	-28.9	Peak	Horizontal
	4893.0	40.1	3.5	43.6	74.0	-30.4	Peak	Vertical
	7536.5	32.1	11.7	43.8	74.0	-30.2	Peak	Vertical
*	9993.0	31.1	14.3	45.4	77.2	-31.8	Peak	Vertical
*	10222.5	32.5	15.1	47.6	77.2	-29.6	Peak	Vertical

Note 1: "*" is not in restricted band, its limit is 30dBc of the fundamental emission level (107.2dBμV/m) or 15.209 which is higher.

Note 2: Measure Level (dBμV/m) = Reading Level (dBμV) + Factor (dB)

Factor (dB) = Cable Loss (dB) + Antenna Factor (dB/m) - Pre_Amplifier Gain (dB)

Product	OmniAccess Stellar	Temperature	26°C
Test Engineer	Cloud Guo	Relative Humidity	56%
Test Site	AC1	Test Date	2019/10/15
Test Mode	802.11VHT20 - Ant 0 + 1	Test Channel	01
Remark	1. Average measurement was not performed if peak level lower than average limit. 2. Other frequency was 20dB below limit line within 1-18GHz, there is not show in the report.		

Mark	Frequency (MHz)	Reading Level (dBμV)	Factor (dB)	Measure Level (dBμV/m)	Limit (dBμV/m)	Margin (dB)	Detector	Polarization
	4825.0	46.7	3.6	50.3	74.0	-23.7	Peak	Horizontal
*	7239.0	36.5	11.4	47.9	83.3	-35.4	Peak	Horizontal
*	9644.5	36.9	13.7	50.6	83.3	-32.7	Peak	Horizontal
	11786.5	29.1	19.4	48.5	74.0	-25.5	Peak	Horizontal
	4825.0	43.9	3.6	47.5	74.0	-26.5	Peak	Vertical
*	7247.5	35.8	11.6	47.4	83.3	-35.9	Peak	Vertical
*	9644.5	37.3	13.7	51.0	83.3	-32.3	Peak	Vertical
	11064.0	31.2	18.5	49.7	74.0	-24.3	Peak	Vertical

Note 1: “*” is not in restricted band, its limit is 30dBc of the fundamental emission level (113.3dBμV/m) or 15.209 which is higher.

Note 2: Measure Level (dBμV/m) = Reading Level (dBμV) + Factor (dB)

Factor (dB) = Cable Loss (dB) + Antenna Factor (dB/m) - Pre_Amplifier Gain (dB)

Product	OmniAccess Stellar	Temperature	26°C
Test Engineer	Cloud Guo	Relative Humidity	56%
Test Site	AC1	Test Date	2019/10/15
Test Mode	802.11VHT20 - Ant 0 + 1	Test Channel	06
Remark	1. Average measurement was not performed if peak level lower than average limit. 2. Other frequency was 20dB below limit line within 1-18GHz, there is not show in the report.		

Mark	Frequency (MHz)	Reading Level (dBμV)	Factor (dB)	Measure Level (dBμV/m)	Limit (dBμV/m)	Margin (dB)	Detector	Polarization
	4876.0	49.1	3.6	52.7	74.0	-21.3	Peak	Horizontal
	7315.5	35.6	11.9	47.5	74.0	-26.5	Peak	Horizontal
*	9755.0	35.2	14.0	49.2	84.9	-35.7	Peak	Horizontal
*	12855.3	31.3	18.3	49.6	84.9	-35.3	Peak	Horizontal
	4876.0	47.9	3.6	51.5	74.0	-22.5	Peak	Vertical
	7434.5	32.8	11.8	44.6	74.0	-29.4	Peak	Vertical
*	10137.5	33.0	15.1	48.1	84.9	-36.8	Peak	Vertical
*	13886.0	29.6	23.3	52.9	84.9	-32.0	Peak	Vertical

Note 1: "*" is not in restricted band, its limit is 30dBc of the fundamental emission level (114.9dBμV/m) or 15.209 which is higher.

Note 2: Measure Level (dBμV/m) = Reading Level (dBμV) + Factor (dB)

Factor (dB) = Cable Loss (dB) + Antenna Factor (dB/m) - Pre_Amplifier Gain (dB)

Product	OmniAccess Stellar	Temperature	26°C
Test Engineer	Cloud Guo	Relative Humidity	56%
Test Site	AC1	Test Date	2019/10/15
Test Mode	802.11VHT20 - Ant 0 + 1	Test Channel	11
Remark	1. Average measurement was not performed if peak level lower than average limit. 2. Other frequency was 20dB below limit line within 1-18GHz, there is not show in the report.		

Mark	Frequency (MHz)	Reading Level (dBμV)	Factor (dB)	Measure Level (dBμV/m)	Limit (dBμV/m)	Margin (dB)	Detector	Polarization
	4927.0	46.1	3.6	49.7	74.0	-24.3	Peak	Horizontal
	7383.5	39.3	11.8	51.1	74.0	-22.9	Peak	Horizontal
*	9772.0	33.0	14.0	47.0	81.7	-34.7	Peak	Horizontal
*	13444.0	29.5	23.2	52.7	81.7	-29.0	Peak	Horizontal
	4927.0	44.9	3.6	48.5	74.0	-25.5	Peak	Vertical
	7383.5	37.0	11.8	48.8	74.0	-25.2	Peak	Vertical
*	10171.5	32.6	15.1	47.7	81.7	-34.0	Peak	Vertical
*	13053.0	29.5	21.1	50.6	81.7	-31.1	Peak	Vertical

Note 1: "*" is not in restricted band, its limit is 30dBc of the fundamental emission level (111.7dBμV/m) or 15.209 which is higher.

Note 2: Measure Level (dBμV/m) = Reading Level (dBμV) + Factor (dB)

Factor (dB) = Cable Loss (dB) + Antenna Factor (dB/m) - Pre_Amplifier Gain (dB)

Product	OmniAccess Stellar	Temperature	26°C
Test Engineer	Cloud Guo	Relative Humidity	56%
Test Site	AC1	Test Date	2019/10/15
Test Mode	802.11VHT40 - Ant 0 + 1	Test Channel	03
Remark	1. Average measurement was not performed if peak level lower than average limit. 2. Other frequency was 20dB below limit line within 1-18GHz, there is not show in the report.		

Mark	Frequency (MHz)	Reading Level (dBμV)	Factor (dB)	Measure Level (dBμV/m)	Limit (dBμV/m)	Margin (dB)	Detector	Polarization
	4842.0	45.4	3.4	48.8	74.0	-25.2	Peak	Horizontal
	7264.5	35.0	11.8	46.8	74.0	-27.2	Peak	Horizontal
*	9704.0	37.7	13.7	51.4	78.7	-27.3	Peak	Horizontal
*	13444.0	29.2	23.2	52.4	78.7	-26.3	Peak	Horizontal
	4842.0	43.2	3.4	46.6	74.0	-27.4	Peak	Vertical
	7273.0	33.7	11.8	45.5	74.0	-28.5	Peak	Vertical
*	9687.0	36.0	13.6	49.6	78.7	-29.1	Peak	Vertical
*	13444.0	29.1	23.2	52.3	78.7	-26.4	Peak	Vertical

Note 1: "*" is not in restricted band, its limit is 30dBc of the fundamental emission level (108.7dBμV/m) or 15.209 which is higher.

Note 2: Measure Level (dBμV/m) = Reading Level (dBμV) + Factor (dB)

Factor (dB) = Cable Loss (dB) + Antenna Factor (dB/m) - Pre_Amplifier Gain (dB)

Product	OmniAccess Stellar	Temperature	26°C
Test Engineer	Cloud Guo	Relative Humidity	56%
Test Site	AC1	Test Date	2019/10/15
Test Mode	802.11VHT40 - Ant 0 + 1	Test Channel	06
Remark	1. Average measurement was not performed if peak level lower than average limit. 2. Other frequency was 20dB below limit line within 1-18GHz, there is not show in the report.		

Mark	Frequency (MHz)	Reading Level (dBμV)	Factor (dB)	Measure Level (dBμV/m)	Limit (dBμV/m)	Margin (dB)	Detector	Polarization
	4876.0	45.0	3.6	48.6	74.0	-25.4	Peak	Horizontal
	7324.0	34.4	12.0	46.4	74.0	-27.6	Peak	Horizontal
*	9746.5	34.6	13.9	48.5	78.5	-30.0	Peak	Horizontal
*	14124.0	30.3	23.0	53.3	78.5	-25.2	Peak	Horizontal
	4876.0	41.9	3.6	45.5	74.0	-28.5	Peak	Vertical
	7324.0	34.7	12.0	46.7	74.0	-27.3	Peak	Vertical
*	9746.5	34.6	13.9	48.5	78.5	-30.0	Peak	Vertical
*	14200.5	30.1	23.5	53.6	78.5	-24.9	Peak	Vertical

Note 1: "*" is not in restricted band, its limit is 30dBc of the fundamental emission level (108.5dBμV/m) or 15.209 which is higher.

Note 2: Measure Level (dBμV/m) = Reading Level (dBμV) + Factor (dB)

Factor (dB) = Cable Loss (dB) + Antenna Factor (dB/m) - Pre_Amplifier Gain (dB)

Product	OmniAccess Stellar	Temperature	26°C
Test Engineer	Cloud Guo	Relative Humidity	56%
Test Site	AC1	Test Date	2019/10/15
Test Mode	802.11VHT40 - Ant 0 + 1	Test Channel	09
Remark	1. Average measurement was not performed if peak level lower than average limit. 2. Other frequency was 20dB below limit line within 1-18GHz, there is not show in the report.		

Mark	Frequency (MHz)	Reading Level (dBμV)	Factor (dB)	Measure Level (dBμV/m)	Limit (dBμV/m)	Margin (dB)	Detector	Polarization
	4901.5	45.4	3.5	48.9	74.0	-25.1	Peak	Horizontal
	7383.5	36.2	11.8	48.0	74.0	-26.0	Peak	Horizontal
*	9806.0	34.5	14.2	48.7	77.4	-28.7	Peak	Horizontal
*	13435.5	28.9	22.8	51.7	77.4	-25.7	Peak	Horizontal
	4901.5	42.7	3.5	46.2	74.0	-27.8	Peak	Vertical
	7341.0	33.9	11.6	45.5	74.0	-28.5	Peak	Vertical
*	9797.5	33.4	14.1	47.5	77.4	-29.9	Peak	Vertical
*	14115.5	30.1	23.2	53.3	77.4	-24.1	Peak	Vertical

Note 1: "*" is not in restricted band, its limit is 30dBc of the fundamental emission level (107.4dBμV/m) or 15.209 which is higher.

Note 2: Measure Level (dBμV/m) = Reading Level (dBμV) + Factor (dB)

Factor (dB) = Cable Loss (dB) + Antenna Factor (dB/m) - Pre_Amplifier Gain (dB)

Product	OmniAccess Stellar	Temperature	26°C
Test Engineer	Cloud Guo	Relative Humidity	56%
Test Site	AC1	Test Date	2019/10/15
Test Mode	802.11ax-HT20 - Ant 0 + 1	Test Channel	01
Remark	1. Average measurement was not performed if peak level lower than average limit. 2. Other frequency was 20dB below limit line within 1-18GHz, there is not show in the report.		

Mark	Frequency (MHz)	Reading Level (dBμV)	Factor (dB)	Measure Level (dBμV/m)	Limit (dBμV/m)	Margin (dB)	Detector	Polarization
	4825.0	41.5	3.6	45.1	74.0	-28.9	Peak	Horizontal
	7366.5	32.0	11.9	43.9	74.0	-30.1	Peak	Horizontal
*	9644.5	32.8	13.7	46.5	83.7	-37.2	Peak	Horizontal
*	10358.5	31.9	16.1	48.0	83.7	-35.7	Peak	Horizontal
	4833.5	43.1	3.5	46.6	74.0	-27.4	Peak	Vertical
	7366.5	32.3	11.9	44.2	74.0	-29.8	Peak	Vertical
*	9602.0	32.2	13.6	45.8	83.7	-37.9	Peak	Vertical
*	10511.5	31.5	16.7	48.2	83.7	-35.5	Peak	Vertical

Note 1: "*" is not in restricted band, its limit is 30dBc of the fundamental emission level (113.7dBμV/m) or 15.209 which is higher.

Note 2: Measure Level (dBμV/m) = Reading Level (dBμV) + Factor (dB)

Factor (dB) = Cable Loss (dB) + Antenna Factor (dB/m) - Pre_Amplifier Gain (dB)

Product	OmniAccess Stellar	Temperature	26°C
Test Engineer	Cloud Guo	Relative Humidity	56%
Test Site	AC1	Test Date	2019/10/15
Test Mode	802.11ax-HT20 - Ant 0 + 1	Test Channel	06
Remark	1. Average measurement was not performed if peak level lower than average limit. 2. Other frequency was 20dB below limit line within 1-18GHz, there is not show in the report.		

Mark	Frequency (MHz)	Reading Level (dBμV)	Factor (dB)	Measure Level (dBμV/m)	Limit (dBμV/m)	Margin (dB)	Detector	Polarization
	4867.5	43.4	3.5	46.9	74.0	-27.1	Peak	Horizontal
	7613.0	32.4	11.3	43.7	74.0	-30.3	Peak	Horizontal
*	9746.5	33.0	13.9	46.9	85.4	-38.5	Peak	Horizontal
*	10511.5	31.3	16.7	48.0	85.4	-37.4	Peak	Horizontal
	4876.0	42.1	3.6	45.7	74.0	-28.3	Peak	Vertical
	7638.5	33.3	11.3	44.6	74.0	-29.4	Peak	Vertical
*	9729.5	32.6	13.7	46.3	85.4	-39.1	Peak	Vertical
*	10384.0	31.4	16.3	47.7	85.4	-37.7	Peak	Vertical

Note 1: "*" is not in restricted band, its limit is 30dBc of the fundamental emission level (115.4dBμV/m) or 15.209 which is higher.

Note 2: Measure Level (dBμV/m) = Reading Level (dBμV) + Factor (dB)

Factor (dB) = Cable Loss (dB) + Antenna Factor (dB/m) - Pre_Amplifier Gain (dB)

Product	OmniAccess Stellar	Temperature	26°C
Test Engineer	Cloud Guo	Relative Humidity	56%
Test Site	AC1	Test Date	2019/10/15
Test Mode	802.11ax-HT20 - Ant 0 + 1	Test Channel	11
Remark	1. Average measurement was not performed if peak level lower than average limit. 2. Other frequency was 20dB below limit line within 1-18GHz, there is not show in the report.		

Mark	Frequency (MHz)	Reading Level (dBμV)	Factor (dB)	Measure Level (dBμV/m)	Limit (dBμV/m)	Margin (dB)	Detector	Polarization
	4918.5	40.1	3.5	43.6	74.0	-30.4	Peak	Horizontal
	7392.0	32.1	11.6	43.7	74.0	-30.3	Peak	Horizontal
*	9738.0	32.3	13.8	46.1	82.0	-35.9	Peak	Horizontal
*	10528.5	31.8	16.6	48.4	82.0	-33.6	Peak	Horizontal
	4910.0	39.4	3.5	42.9	74.0	-31.1	Peak	Vertical
	7477.0	32.0	11.9	43.9	74.0	-30.1	Peak	Vertical
*	9559.5	32.4	13.5	45.9	82.0	-36.1	Peak	Vertical
*	10562.5	31.5	16.9	48.4	82.0	-33.6	Peak	Vertical

Note 1: "*" is not in restricted band, its limit is 30dBc of the fundamental emission level (112.0dBμV/m) or 15.209 which is higher.

Note 2: Measure Level (dBμV/m) = Reading Level (dBμV) + Factor (dB)

Factor (dB) = Cable Loss (dB) + Antenna Factor (dB/m) - Pre_Amplifier Gain (dB)

Product	OmniAccess Stellar	Temperature	26°C
Test Engineer	Cloud Guo	Relative Humidity	56%
Test Site	AC1	Test Date	2019/10/15
Test Mode	802.11ax-HT40 - Ant 0 + 1	Test Channel	03
Remark	1. Average measurement was not performed if peak level lower than average limit. 2. Other frequency was 20dB below limit line within 1-18GHz, there is not show in the report.		

Mark	Frequency (MHz)	Reading Level (dBμV)	Factor (dB)	Measure Level (dBμV/m)	Limit (dBμV/m)	Margin (dB)	Detector	Polarization
	4842.0	42.1	3.4	45.5	74.0	-28.5	Peak	Horizontal
	7553.5	32.3	11.8	44.1	74.0	-29.9	Peak	Horizontal
*	9721.0	32.4	13.7	46.1	80.1	-34.0	Peak	Horizontal
*	10282.0	31.4	15.6	47.0	80.1	-33.1	Peak	Horizontal
	4833.5	43.5	3.5	47.0	74.0	-27.0	Peak	Vertical
	7417.5	32.8	11.7	44.5	74.0	-29.5	Peak	Vertical
*	9661.5	33.0	13.6	46.6	80.1	-33.5	Peak	Vertical
*	10358.5	31.6	16.1	47.7	80.1	-32.4	Peak	Vertical

Note 1: "*" is not in restricted band, its limit is 30dBc of the fundamental emission level (110.1dBμV/m) or 15.209 which is higher.

Note 2: Measure Level (dBμV/m) = Reading Level (dBμV) + Factor (dB)

Factor (dB) = Cable Loss (dB) + Antenna Factor (dB/m) - Pre_Amplifier Gain (dB)

Product	OmniAccess Stellar	Temperature	26°C
Test Engineer	Cloud Guo	Relative Humidity	56%
Test Site	AC1	Test Date	2019/10/15
Test Mode	802.11ax-HT40 - Ant 0 + 1	Test Channel	06
Remark	1. Average measurement was not performed if peak level lower than average limit. 2. Other frequency was 20dB below limit line within 1-18GHz, there is not show in the report.		

Mark	Frequency (MHz)	Reading Level (dBμV)	Factor (dB)	Measure Level (dBμV/m)	Limit (dBμV/m)	Margin (dB)	Detector	Polarization
	4867.5	43.4	3.5	46.9	74.0	-27.1	Peak	Horizontal
	7664.0	32.8	11.4	44.2	74.0	-29.8	Peak	Horizontal
*	9746.5	32.8	13.9	46.7	81.0	-34.3	Peak	Horizontal
*	10256.5	31.3	15.5	46.8	81.0	-34.2	Peak	Horizontal
	4876.0	42.4	3.6	46.0	74.0	-28.0	Peak	Vertical
	7647.0	33.5	11.3	44.8	74.0	-29.2	Peak	Vertical
*	9593.5	33.1	13.6	46.7	81.0	-34.3	Peak	Vertical
*	10248.0	31.5	15.5	47.0	81.0	-34.0	Peak	Vertical

Note 1: “*” is not in restricted band, its limit is 30dBc of the fundamental emission level (111.0dBμV/m) or 15.209 which is higher.

Note 2: Measure Level (dBμV/m) = Reading Level (dBμV) + Factor (dB)

Factor (dB) = Cable Loss (dB) + Antenna Factor (dB/m) - Pre_Amplifier Gain (dB)

Product	OmniAccess Stellar	Temperature	26°C
Test Engineer	Cloud Guo	Relative Humidity	56%
Test Site	AC1	Test Date	2019/10/15
Test Mode	802.11ax-HT40 - Ant 0 + 1	Test Channel	09
Remark	1. Average measurement was not performed if peak level lower than average limit. 2. Other frequency was 20dB below limit line within 1-18GHz, there is not show in the report.		

Mark	Frequency (MHz)	Reading Level (dBμV)	Factor (dB)	Measure Level (dBμV/m)	Limit (dBμV/m)	Margin (dB)	Detector	Polarization
	4901.5	39.4	3.5	42.9	74.0	-31.1	Peak	Horizontal
	7553.5	32.3	11.8	44.1	74.0	-29.9	Peak	Horizontal
*	9610.5	32.8	13.5	46.3	79.2	-32.9	Peak	Horizontal
*	10520.0	31.4	16.7	48.1	79.2	-31.1	Peak	Horizontal
	4884.5	42.2	3.5	45.7	74.0	-28.3	Peak	Vertical
	7477.0	31.9	11.9	43.8	74.0	-30.2	Peak	Vertical
*	9755.0	32.2	14.0	46.2	79.2	-33.0	Peak	Vertical
*	10452.0	31.6	16.4	48.0	79.2	-31.2	Peak	Vertical

Note 1: "*" is not in restricted band, its limit is 30dBc of the fundamental emission level (109.2dBμV/m) or 15.209 which is higher.

Note 2: Measure Level (dBμV/m) = Reading Level (dBμV) + Factor (dB)

Factor (dB) = Cable Loss (dB) + Antenna Factor (dB/m) - Pre_Amplifier Gain (dB)

For Scan antenna

Product	OmniAccess Stellar	Temperature	26°C
Test Engineer	Cloud Guo	Relative Humidity	56%
Test Site	AC1	Test Date	2019/10/15
Test Mode	802.11b - Ant 0 + 1	Test Channel	01
Remark	1. Average measurement was not performed if peak level lower than average limit. 2. Other frequency was 20dB below limit line within 1-18GHz, there is not show in the report.		

Mark	Frequency (MHz)	Reading Level (dBμV)	Factor (dB)	Measure Level (dBμV/m)	Limit (dBμV/m)	Margin (dB)	Detector	Polarization
	4060.0	35.4	2.7	38.1	74.0	-35.9	Peak	Horizontal
	4825.0	39.1	5.5	44.6	74.0	-29.4	Peak	Horizontal
*	5828.0	35.8	7.4	43.2	74.0	-30.8	Peak	Horizontal
*	6406.0	34.7	9.0	43.7	74.0	-30.3	Peak	Horizontal
	4255.5	37.6	3.3	40.9	74.0	-33.1	Peak	Vertical
	5003.5	36.4	6.1	42.5	74.0	-31.5	Peak	Vertical
*	6244.5	35.0	8.1	43.1	74.0	-30.9	Peak	Vertical
*	6822.5	34.3	9.7	44.0	74.0	-30.0	Peak	Vertical

Note 1: "*" is not in restricted band, its limit is 30dBc of the fundamental emission level (100.9dBμV/m) or 15.209 which is higher.

Note 2: Measure Level (dBμV/m) = Reading Level (dBμV) + Factor (dB)

Factor (dB) = Cable Loss (dB) + Antenna Factor (dB/m) - Pre_Amplifier Gain (dB)

Product	OmniAccess Stellar	Temperature	26°C
Test Engineer	Cloud Guo	Relative Humidity	56%
Test Site	AC1	Test Date	2019/10/15
Test Mode	802.11b - Ant 0 + 1	Test Channel	06
Remark	1. Average measurement was not performed if peak level lower than average limit. 2. Other frequency was 20dB below limit line within 1-18GHz, there is not show in the report.		

Mark	Frequency (MHz)	Reading Level (dBμV)	Factor (dB)	Measure Level (dBμV/m)	Limit (dBμV/m)	Margin (dB)	Detector	Polarization
	4247.0	37.2	3.3	40.5	74.0	-33.5	Peak	Horizontal
	4876.0	38.3	5.7	44.0	74.0	-30.0	Peak	Horizontal
*	5972.5	34.3	7.4	41.7	74.0	-32.3	Peak	Horizontal
*	7035.0	34.8	11.0	45.8	74.0	-28.2	Peak	Horizontal
	4272.5	36.7	3.4	40.1	74.0	-33.9	Peak	Vertical
	4876.0	35.5	5.7	41.2	74.0	-32.8	Peak	Vertical
*	6355.0	35.3	8.6	43.9	74.0	-30.1	Peak	Vertical
*	7069.0	34.3	11.1	45.4	74.0	-28.6	Peak	Vertical

Note 1: "*" is not in restricted band, its limit is 30dBc of the fundamental emission level (100.8dBμV/m) or 15.209 which is higher.

Note 2: Measure Level (dBμV/m) = Reading Level (dBμV) + Factor (dB)

Factor (dB) = Cable Loss (dB) + Antenna Factor (dB/m) - Pre_Amplifier Gain (dB)

Product	OmniAccess Stellar	Temperature	26°C
Test Engineer	Cloud Guo	Relative Humidity	56%
Test Site	AC1	Test Date	2019/10/15
Test Mode	802.11b - Ant 0 + 1	Test Channel	11
Remark	1. Average measurement was not performed if peak level lower than average limit. 2. Other frequency was 20dB below limit line within 1-18GHz, there is not show in the report.		

Mark	Frequency (MHz)	Reading Level (dBμV)	Factor (dB)	Measure Level (dBμV/m)	Limit (dBμV/m)	Margin (dB)	Detector	Polarization
	3924.0	37.2	2.4	39.6	74.0	-34.4	Peak	Horizontal
	4833.5	35.9	5.5	41.4	74.0	-32.6	Peak	Horizontal
*	6100.0	33.4	7.6	41.0	74.0	-33.0	Peak	Horizontal
*	7128.5	36.3	11.4	47.7	74.0	-26.3	Peak	Horizontal
	3847.5	38.6	2.1	40.7	74.0	-33.3	Peak	Vertical
	4944.0	36.2	5.8	42.0	74.0	-32.0	Peak	Vertical
*	5904.5	35.0	7.4	42.4	74.0	-31.6	Peak	Vertical
*	6584.5	34.2	9.7	43.9	74.0	-30.1	Peak	Vertical

Note 1: "*" is not in restricted band, its limit is 30dBc of the fundamental emission level (100.6dBμV/m) or 15.209 which is higher.

Note 2: Measure Level (dBμV/m) = Reading Level (dBμV) + Factor (dB)

Factor (dB) = Cable Loss (dB) + Antenna Factor (dB/m) - Pre_Amplifier Gain (dB)

Product	OmniAccess Stellar	Temperature	26°C
Test Engineer	Cloud Guo	Relative Humidity	56%
Test Site	AC1	Test Date	2019/10/15
Test Mode	802.11g - Ant 0 + 1	Test Channel	01
Remark	1. Average measurement was not performed if peak level lower than average limit. 2. Other frequency was 20dB below limit line within 1-18GHz, there is not show in the report.		

Mark	Frequency (MHz)	Reading Level (dBμV)	Factor (dB)	Measure Level (dBμV/m)	Limit (dBμV/m)	Margin (dB)	Detector	Polarization
	4077.0	36.2	2.6	38.8	74.0	-35.2	Peak	Horizontal
	4799.5	35.8	5.5	41.3	74.0	-32.7	Peak	Horizontal
*	5887.5	35.0	7.5	42.5	74.0	-31.5	Peak	Horizontal
*	6763.0	33.4	9.5	42.9	74.0	-31.1	Peak	Horizontal
	4289.5	37.3	3.5	40.8	74.0	-33.2	Peak	Vertical
	4706.0	34.7	5.1	39.8	74.0	-34.2	Peak	Vertical
*	5632.5	33.1	6.8	39.9	74.0	-34.1	Peak	Vertical
*	6661.0	34.8	9.6	44.4	74.0	-29.6	Peak	Vertical

Note 1: "*" is not in restricted band, its limit is 30dBc of the fundamental emission level (99.3dBμV/m) or 15.209 which is higher.

Note 2: Measure Level (dBμV/m) = Reading Level (dBμV) + Factor (dB)

Factor (dB) = Cable Loss (dB) + Antenna Factor (dB/m) - Pre_Amplifier Gain (dB)

Product	OmniAccess Stellar	Temperature	26°C
Test Engineer	Cloud Guo	Relative Humidity	56%
Test Site	AC1	Test Date	2019/10/15
Test Mode	802.11g - Ant 0 + 1	Test Channel	06
Remark	1. Average measurement was not performed if peak level lower than average limit. 2. Other frequency was 20dB below limit line within 1-18GHz, there is not show in the report.		

Mark	Frequency (MHz)	Reading Level (dBμV)	Factor (dB)	Measure Level (dBμV/m)	Limit (dBμV/m)	Margin (dB)	Detector	Polarization
	4247.0	36.2	3.3	39.5	74.0	-34.5	Peak	Horizontal
	4680.5	34.8	5.1	39.9	74.0	-34.1	Peak	Horizontal
*	5836.5	34.0	7.4	41.4	74.0	-32.6	Peak	Horizontal
*	6227.5	34.8	8.1	42.9	74.0	-31.1	Peak	Horizontal
	4230.0	36.7	3.2	39.9	74.0	-34.1	Peak	Vertical
	4986.5	36.2	6.0	42.2	74.0	-31.8	Peak	Vertical
*	5904.5	35.0	7.4	42.4	74.0	-31.6	Peak	Vertical
*	6380.5	34.7	8.7	43.4	74.0	-30.6	Peak	Vertical

Note 1: "*" is not in restricted band, its limit is 30dBc of the fundamental emission level (99.7dBμV/m) or 15.209 which is higher.

Note 2: Measure Level (dBμV/m) = Reading Level (dBμV) + Factor (dB)

Factor (dB) = Cable Loss (dB) + Antenna Factor (dB/m) - Pre_Amplifier Gain (dB)

Product	OmniAccess Stellar	Temperature	26°C
Test Engineer	Cloud Guo	Relative Humidity	56%
Test Site	AC1	Test Date	2019/10/15
Test Mode	802.11g - Ant 0 + 1	Test Channel	11
Remark	1. Average measurement was not performed if peak level lower than average limit. 2. Other frequency was 20dB below limit line within 1-18GHz, there is not show in the report.		

Mark	Frequency (MHz)	Reading Level (dBμV)	Factor (dB)	Measure Level (dBμV/m)	Limit (dBμV/m)	Margin (dB)	Detector	Polarization
	4111.0	36.4	3.0	39.4	74.0	-34.6	Peak	Horizontal
	4927.0	36.5	5.8	42.3	74.0	-31.7	Peak	Horizontal
*	5921.5	35.1	7.3	42.4	74.0	-31.6	Peak	Horizontal
*	6516.5	34.7	9.5	44.2	74.0	-29.8	Peak	Horizontal
	3915.5	36.7	2.3	39.0	74.0	-35.0	Peak	Vertical
	4782.5	35.3	5.4	40.7	74.0	-33.3	Peak	Horizontal
*	5649.5	34.5	6.8	41.3	74.0	-32.7	Peak	Vertical
*	6159.5	35.1	7.9	43.0	74.0	-31.0	Peak	Vertical

Note 1: "*" is not in restricted band, its limit is 30dBc of the fundamental emission level (102.5dBμV/m) or 15.209 which is higher.

Note 2: Measure Level (dBμV/m) = Reading Level (dBμV) + Factor (dB)

Factor (dB) = Cable Loss (dB) + Antenna Factor (dB/m) - Pre_Amplifier Gain (dB)

For OAW-AP1322

Product	OmniAccess Stellar	Temperature	26°C
Test Engineer	Cloud Guo	Relative Humidity	56%
Test Site	AC1	Test Date	2019/10/15
Test Mode	802.11b - Ant 0 + 1	Test Channel	01
Remark	1. Average measurement was not performed if peak level lower than average limit. 2. Other frequency was 20dB below limit line within 1-18GHz, there is not show in the report.		

Mark	Frequency (MHz)	Reading Level (dBμV)	Factor (dB)	Measure Level (dBμV/m)	Limit (dBμV/m)	Margin (dB)	Detector	Polarization
	3983.5	38.3	2.5	40.8	74.0	-33.2	Peak	Horizontal
	4825.0	43.0	5.5	48.5	74.0	-25.5	Peak	Horizontal
*	6491.0	36.4	9.3	45.8	84.8	-39.0	Peak	Horizontal
*	10358.5	35.4	16.8	52.2	84.8	-32.6	Peak	Horizontal
	3924.0	37.0	2.4	39.4	74.0	-34.6	Peak	Vertical
	4825.0	37.4	5.5	42.9	74.0	-31.1	Peak	Vertical
*	6499.5	34.6	9.4	43.9	84.8	-40.9	Peak	Vertical
*	9661.5	34.3	15.3	49.6	84.8	-35.2	Peak	Vertical

Note 1: "*" is not in restricted band, its limit is 30dBc of the fundamental emission level (114.8dBμV/m) or 15.209 which is higher.

Note 2: Measure Level (dBμV/m) = Reading Level (dBμV) + Factor (dB)

Factor (dB) = Cable Loss (dB) + Antenna Factor (dB/m) - Pre_Amplifier Gain (dB)

Product	OmniAccess Stellar	Temperature	26°C
Test Engineer	Cloud Guo	Relative Humidity	56%
Test Site	AC1	Test Date	2019/10/15
Test Mode	802.11b - Ant 0 + 1	Test Channel	06
Remark	1. Average measurement was not performed if peak level lower than average limit. 2. Other frequency was 20dB below limit line within 1-18GHz, there is not show in the report.		

Mark	Frequency (MHz)	Reading Level (dBμV)	Factor (dB)	Measure Level (dBμV/m)	Limit (dBμV/m)	Margin (dB)	Detector	Polarization
	3788.0	38.9	1.9	40.8	74.0	-33.2	Peak	Horizontal
	4876.0	41.5	5.7	47.2	74.0	-26.8	Peak	Horizontal
*	5930.0	36.5	7.3	43.8	85.0	-41.2	Peak	Horizontal
*	8820.0	35.2	13.4	48.7	85.0	-36.3	Peak	Horizontal
	4876.0	39.4	5.7	45.1	74.0	-28.9	Peak	Vertical
	7621.5	36.3	11.8	48.0	74.0	-26.0	Peak	Vertical
*	8854.0	36.0	13.4	49.4	85.0	-35.6	Peak	Vertical
*	9746.5	35.4	15.8	51.2	85.0	-33.8	Peak	Vertical

Note 1: "*" is not in restricted band, its limit is 30dBc of the fundamental emission level (115.0dBμV/m) or 15.209 which is higher.

Note 2: Measure Level (dBμV/m) = Reading Level (dBμV) + Factor (dB)

Factor (dB) = Cable Loss (dB) + Antenna Factor (dB/m) - Pre_Amplifier Gain (dB)

Product	OmniAccess Stellar	Temperature	26°C
Test Engineer	Cloud Guo	Relative Humidity	56%
Test Site	AC1	Test Date	2019/10/15
Test Mode	802.11b - Ant 0 + 1	Test Channel	11
Remark	1. Average measurement was not performed if peak level lower than average limit. 2. Other frequency was 20dB below limit line within 1-18GHz, there is not show in the report.		

Mark	Frequency (MHz)	Reading Level (dBμV)	Factor (dB)	Measure Level (dBμV/m)	Limit (dBμV/m)	Margin (dB)	Detector	Polarization
	4927.0	42.3	5.8	48.1	74.0	-25.9	Peak	Horizontal
	7383.5	38.5	11.7	50.2	74.0	-23.8	Peak	Horizontal
*	9568.0	35.9	15.5	51.4	85.3	-33.9	Peak	Horizontal
*	10358.5	37.0	16.8	53.8	85.3	-31.5	Peak	Horizontal
	4927.0	37.9	5.8	43.7	74.0	-30.3	Peak	Vertical
	7383.5	38.1	11.7	49.8	74.0	-24.2	Peak	Vertical
*	8735.0	37.0	13.2	50.2	85.3	-35.1	Peak	Vertical
*	10358.5	36.4	16.8	53.2	85.3	-32.1	Peak	Vertical

Note 1: "*" is not in restricted band, its limit is 30dBc of the fundamental emission level (115.3dBμV/m) or 15.209 which is higher.

Note 2: Measure Level (dBμV/m) = Reading Level (dBμV) + Factor (dB)

Factor (dB) = Cable Loss (dB) + Antenna Factor (dB/m) - Pre_Amplifier Gain (dB)

Product	OmniAccess Stellar	Temperature	26°C
Test Engineer	Cloud Guo	Relative Humidity	56%
Test Site	AC1	Test Date	2019/10/15
Test Mode	802.11g - Ant 0 + 1	Test Channel	01
Remark	1. Average measurement was not performed if peak level lower than average limit. 2. Other frequency was 20dB below limit line within 1-18GHz, there is not show in the report.		

Mark	Frequency (MHz)	Reading Level (dBμV)	Factor (dB)	Measure Level (dBμV/m)	Limit (dBμV/m)	Margin (dB)	Detector	Polarization
	3941.0	38.9	2.3	41.2	74.0	-32.8	Peak	Horizontal
	4825.0	40.0	5.5	45.5	74.0	-28.5	Peak	Horizontal
*	6321.0	36.7	8.4	45.1	85.1	-40.0	Peak	Horizontal
*	10358.5	36.7	16.8	53.6	85.1	-31.5	Peak	Horizontal
	3856.0	38.8	2.1	41.0	74.0	-33.0	Peak	Vertical
	4825.0	39.0	5.5	44.5	74.0	-29.5	Peak	Vertical
*	7230.5	39.2	11.7	51.0	85.1	-34.1	Peak	Vertical
*	8548.0	35.8	12.8	48.6	85.1	-36.5	Peak	Vertical

Note 1: "*" is not in restricted band, its limit is 30dBc of the fundamental emission level (115.1dBμV/m) or 15.209 which is higher.

Note 2: Measure Level (dBμV/m) = Reading Level (dBμV) + Factor (dB)

Factor (dB) = Cable Loss (dB) + Antenna Factor (dB/m) - Pre_Amplifier Gain (dB)

Product	OmniAccess Stellar	Temperature	26°C
Test Engineer	Cloud Guo	Relative Humidity	56%
Test Site	AC1	Test Date	2019/10/15
Test Mode	802.11g - Ant 0 + 1	Test Channel	06
Remark	1. Average measurement was not performed if peak level lower than average limit. 2. Other frequency was 20dB below limit line within 1-18GHz, there is not show in the report.		

Mark	Frequency (MHz)	Reading Level (dBμV)	Factor (dB)	Measure Level (dBμV/m)	Limit (dBμV/m)	Margin (dB)	Detector	Polarization
	4179.0	38.2	3.1	41.3	74.0	-32.7	Peak	Horizontal
	4867.5	38.5	5.7	44.2	74.0	-29.8	Peak	Horizontal
*	6584.5	35.5	9.7	45.3	84.8	-39.5	Peak	Horizontal
*	10358.5	35.5	16.8	52.3	84.8	-32.5	Peak	Horizontal
	3924.0	38.5	2.4	40.8	74.0	-33.2	Peak	Vertical
	5054.5	36.7	6.3	43.0	74.0	-31.0	Peak	Vertical
*	6372.0	35.9	8.6	44.5	84.8	-40.3	Peak	Vertical
*	8956.0	36.5	13.3	49.8	84.8	-35.0	Peak	Vertical

Note 1: "*" is not in restricted band, its limit is 30dBc of the fundamental emission level (114.8dBμV/m) or 15.209 which is higher.

Note 2: Measure Level (dBμV/m) = Reading Level (dBμV) + Factor (dB)

Factor (dB) = Cable Loss (dB) + Antenna Factor (dB/m) - Pre_Amplifier Gain (dB)

Product	OmniAccess Stellar	Temperature	26°C
Test Engineer	Cloud Guo	Relative Humidity	56%
Test Site	AC1	Test Date	2019/10/15
Test Mode	802.11g - Ant 0 + 1	Test Channel	11
Remark	1. Average measurement was not performed if peak level lower than average limit. 2. Other frequency was 20dB below limit line within 1-18GHz, there is not show in the report.		

Mark	Frequency (MHz)	Reading Level (dBμV)	Factor (dB)	Measure Level (dBμV/m)	Limit (dBμV/m)	Margin (dB)	Detector	Polarization
	3907.0	38.7	2.3	41.0	74.0	-33.0	Peak	Horizontal
	7383.5	39.4	11.7	51.1	74.0	-22.9	Peak	Horizontal
*	8607.5	36.2	12.9	49.2	84.7	-35.5	Peak	Horizontal
*	9933.5	35.3	16.1	51.4	84.7	-33.3	Peak	Horizontal
	3847.5	39.5	2.1	41.6	74.0	-32.4	Peak	Vertical
	7383.5	41.0	11.7	52.7	74.0	-21.3	Peak	Horizontal
*	8786.0	35.9	13.3	49.2	84.7	-35.5	Peak	Vertical
*	9619.0	35.7	15.6	51.3	84.7	-33.4	Peak	Vertical

Note 1: "*" is not in restricted band, its limit is 30dBc of the fundamental emission level (114.7dBμV/m) or 15.209 which is higher.

Note 2: Measure Level (dBμV/m) = Reading Level (dBμV) + Factor (dB)

Factor (dB) = Cable Loss (dB) + Antenna Factor (dB/m) - Pre_Amplifier Gain (dB)

Product	OmniAccess Stellar	Temperature	26°C
Test Engineer	Cloud Guo	Relative Humidity	56%
Test Site	AC1	Test Date	2019/10/15
Test Mode	802.11 n-HT20 - Ant 0 + 1	Test Channel	01
Remark	1. Average measurement was not performed if peak level lower than average limit. 2. Other frequency was 20dB below limit line within 1-18GHz, there is not show in the report.		

Mark	Frequency (MHz)	Reading Level (dBμV)	Factor (dB)	Measure Level (dBμV/m)	Limit (dBμV/m)	Margin (dB)	Detector	Polarization
	3915.5	38.5	2.3	40.8	74.0	-33.2	Peak	Horizontal
	5037.5	37.8	6.2	44.0	74.0	-30.0	Peak	Horizontal
*	7230.5	38.3	11.7	50.1	84.6	-34.5	Peak	Horizontal
*	10358.5	38.2	16.8	55.1	84.6	-29.5	Peak	Horizontal
	3924.0	40.1	2.4	42.4	74.0	-31.6	Peak	Vertical
	5003.5	38.7	6.1	44.8	74.0	-29.2	Peak	Vertical
*	7230.5	39.3	11.7	51.0	84.6	-33.6	Peak	Vertical
*	8828.5	35.4	13.4	48.8	84.6	-35.8	Peak	Vertical

Note 1: "*" is not in restricted band, its limit is 30dBc of the fundamental emission level (114.6dBμV/m) or 15.209 which is higher.

Note 2: Measure Level (dBμV/m) = Reading Level (dBμV) + Factor (dB)

Factor (dB) = Cable Loss (dB) + Antenna Factor (dB/m) - Pre_Amplifier Gain (dB)

Product	OmniAccess Stellar	Temperature	26°C
Test Engineer	Cloud Guo	Relative Humidity	56%
Test Site	AC1	Test Date	2019/10/15
Test Mode	802.11 n-HT20 - Ant 0 + 1	Test Channel	06
Remark	1. Average measurement was not performed if peak level lower than average limit. 2. Other frequency was 20dB below limit line within 1-18GHz, there is not show in the report.		

Mark	Frequency (MHz)	Reading Level (dBμV)	Factor (dB)	Measure Level (dBμV/m)	Limit (dBμV/m)	Margin (dB)	Detector	Polarization
	3873.0	39.5	2.1	41.6	74.0	-32.4	Peak	Horizontal
	4876.0	37.1	5.7	42.8	74.0	-31.2	Peak	Horizontal
*	6601.5	36.1	9.7	45.8	84.2	-38.4	Peak	Horizontal
*	10358.5	36.6	16.8	53.4	84.2	-30.8	Peak	Horizontal
	3839.0	38.1	2.1	40.2	74.0	-33.8	Peak	Vertical
	7307.0	40.0	11.7	51.8	74.0	-22.2	Peak	Vertical
*	8862.5	35.8	13.4	49.3	84.2	-34.9	Peak	Vertical
*	9823.0	34.6	16.0	50.6	84.2	-33.6	Peak	Vertical

Note 1: "*" is not in restricted band, its limit is 30dBc of the fundamental emission level (114.2dBμV/m) or 15.209 which is higher.

Note 2: Measure Level (dBμV/m) = Reading Level (dBμV) + Factor (dB)

Factor (dB) = Cable Loss (dB) + Antenna Factor (dB/m) - Pre_Amplifier Gain (dB)

Product	OmniAccess Stellar	Temperature	26°C
Test Engineer	Cloud Guo	Relative Humidity	56%
Test Site	AC1	Test Date	2019/10/15
Test Mode	802.11 n-HT20 - Ant 0 + 1	Test Channel	11
Remark	1. Average measurement was not performed if peak level lower than average limit. 2. Other frequency was 20dB below limit line within 1-18GHz, there is not show in the report.		

Mark	Frequency (MHz)	Reading Level (dBμV)	Factor (dB)	Measure Level (dBμV/m)	Limit (dBμV/m)	Margin (dB)	Detector	Polarization
	4272.5	37.7	3.4	41.1	74.0	-32.9	Peak	Horizontal
	4927.0	37.9	5.8	43.7	74.0	-30.3	Peak	Horizontal
*	6414.5	36.2	8.9	45.1	84.4	-39.3	Peak	Horizontal
*	10358.5	35.4	16.8	52.3	84.4	-32.1	Peak	Horizontal
	5003.5	37.8	6.1	43.9	74.0	-30.1	Peak	Vertical
	7383.5	40.0	11.7	51.7	74.0	-22.3	Peak	Vertical
*	8769.0	35.7	13.4	49.1	84.4	-35.3	Peak	Vertical
*	9789.0	35.3	15.8	51.1	84.4	-33.3	Peak	Vertical

Note 1: "*" is not in restricted band, its limit is 30dBc of the fundamental emission level (114.4dBμV/m) or 15.209 which is higher.

Note 2: Measure Level (dBμV/m) = Reading Level (dBμV) + Factor (dB)

Factor (dB) = Cable Loss (dB) + Antenna Factor (dB/m) - Pre_Amplifier Gain (dB)

Product	OmniAccess Stellar	Temperature	26°C
Test Engineer	Cloud Guo	Relative Humidity	56%
Test Site	AC1	Test Date	2019/10/15
Test Mode	802.11n-HT40 - Ant 0 + 1	Test Channel	03
Remark	1. Average measurement was not performed if peak level lower than average limit. 2. Other frequency was 20dB below limit line within 1-18GHz, there is not show in the report.		

Mark	Frequency (MHz)	Reading Level (dBμV)	Factor (dB)	Measure Level (dBμV/m)	Limit (dBμV/m)	Margin (dB)	Detector	Polarization
	3941.0	38.2	2.3	40.6	74.0	-33.4	Peak	Horizontal
	4825.0	37.3	5.5	42.8	74.0	-31.2	Peak	Horizontal
*	6278.5	36.5	8.4	44.9	81.9	-37.0	Peak	Horizontal
*	10358.5	36.0	16.8	52.9	81.9	-29.0	Peak	Horizontal
	3728.5	39.3	1.6	40.8	74.0	-33.2	Peak	Vertical
	5063.0	37.4	6.4	43.9	74.0	-30.1	Peak	Vertical
*	6363.5	36.7	8.6	45.3	81.9	-36.6	Peak	Vertical
*	8752.0	36.7	13.3	50.1	81.9	-31.8	Peak	Vertical

Note 1: "*" is not in restricted band, its limit is 30dBc of the fundamental emission level (111.9dBμV/m) or 15.209 which is higher.

Note 2: Measure Level (dBμV/m) = Reading Level (dBμV) + Factor (dB)

Factor (dB) = Cable Loss (dB) + Antenna Factor (dB/m) - Pre_Amplifier Gain (dB)

Product	OmniAccess Stellar	Temperature	26°C
Test Engineer	Cloud Guo	Relative Humidity	56%
Test Site	AC1	Test Date	2019/10/15
Test Mode	802.11n-HT40 - Ant 0 + 1	Test Channel	06
Remark	1. Average measurement was not performed if peak level lower than average limit. 2. Other frequency was 20dB below limit line within 1-18GHz, there is not show in the report.		

Mark	Frequency (MHz)	Reading Level (dBμV)	Factor (dB)	Measure Level (dBμV/m)	Limit (dBμV/m)	Margin (dB)	Detector	Polarization
	4357.5	37.4	3.8	41.2	74.0	-32.8	Peak	Horizontal
	7324.0	39.3	11.7	50.9	74.0	-23.1	Peak	Horizontal
*	8888.0	35.5	13.4	48.9	80.3	-31.4	Peak	Horizontal
*	9797.5	34.8	15.9	50.7	80.3	-29.6	Peak	Horizontal
	5003.5	36.7	6.1	42.7	74.0	-31.3	Peak	Vertical
	7307.0	37.8	11.7	49.5	74.0	-24.5	Peak	Vertical
*	7978.5	36.2	12.6	48.7	80.3	-31.6	Peak	Vertical
*	10222.5	35.2	16.5	51.8	80.3	-28.5	Peak	Vertical

Note 1: "*" is not in restricted band, its limit is 30dBc of the fundamental emission level (110.3dBμV/m) or 15.209 which is higher.

Note 2: Measure Level (dBμV/m) = Reading Level (dBμV) + Factor (dB)

Factor (dB) = Cable Loss (dB) + Antenna Factor (dB/m) - Pre_Amplifier Gain (dB)

Product	OmniAccess Stellar	Temperature	26°C
Test Engineer	Cloud Guo	Relative Humidity	56%
Test Site	AC1	Test Date	2019/10/15
Test Mode	802.11n-HT40 - Ant 0 + 1	Test Channel	09
Remark	1. Average measurement was not performed if peak level lower than average limit. 2. Other frequency was 20dB below limit line within 1-18GHz, there is not show in the report.		

Mark	Frequency (MHz)	Reading Level (dBμV)	Factor (dB)	Measure Level (dBμV/m)	Limit (dBμV/m)	Margin (dB)	Detector	Polarization
	4901.5	38.0	5.7	43.7	74.0	-30.3	Peak	Horizontal
	7366.5	38.3	11.7	50.0	74.0	-24.0	Peak	Horizontal
*	8913.5	36.1	13.4	49.5	79.7	-30.2	Peak	Horizontal
*	10146.0	35.3	16.3	51.6	79.7	-28.1	Peak	Horizontal
	3745.5	40.0	1.6	41.6	74.0	-32.4	Peak	Vertical
	7341.0	40.5	11.7	52.1	74.0	-21.9	Peak	Vertical
*	8650.0	35.9	13.1	49.0	79.7	-30.7	Peak	Vertical
*	10214.0	35.1	16.5	51.6	79.7	-28.1	Peak	Vertical

Note 1: "*" is not in restricted band, its limit is 30dBc of the fundamental emission level (109.7dBμV/m) or 15.209 which is higher.

Note 2: Measure Level (dBμV/m) = Reading Level (dBμV) + Factor (dB)

Factor (dB) = Cable Loss (dB) + Antenna Factor (dB/m) - Pre_Amplifier Gain (dB)

Product	OmniAccess Stellar	Temperature	26°C
Test Engineer	Cloud Guo	Relative Humidity	56%
Test Site	AC1	Test Date	2019/10/15
Test Mode	802.11VHT20 - Ant 0 + 1	Test Channel	01
Remark	1. Average measurement was not performed if peak level lower than average limit. 2. Other frequency was 20dB below limit line within 1-18GHz, there is not show in the report.		

Mark	Frequency (MHz)	Reading Level (dBμV)	Factor (dB)	Measure Level (dBμV/m)	Limit (dBμV/m)	Margin (dB)	Detector	Polarization
	3915.5	38.5	2.3	40.9	74.0	-33.1	Peak	Horizontal
	4825.0	39.5	5.5	45.0	74.0	-29.0	Peak	Horizontal
*	7230.5	39.8	11.7	51.5	85.3	-33.8	Peak	Horizontal
*	10358.5	36.5	16.8	53.3	85.3	-32.0	Peak	Horizontal
	3779.5	38.7	1.8	40.5	74.0	-33.5	Peak	Vertical
	5148.0	37.4	6.4	43.8	74.0	-30.2	Peak	Vertical
*	7230.5	38.2	11.7	49.9	85.3	-35.4	Peak	Vertical
*	10290.5	35.8	16.6	52.4	85.3	-32.9	Peak	Vertical

Note 1: "*" is not in restricted band, its limit is 30dBc of the fundamental emission level (115.3dBμV/m) or 15.209 which is higher.

Note 2: Measure Level (dBμV/m) = Reading Level (dBμV) + Factor (dB)

Factor (dB) = Cable Loss (dB) + Antenna Factor (dB/m) - Pre_Amplifier Gain (dB)

Product	OmniAccess Stellar	Temperature	26°C
Test Engineer	Cloud Guo	Relative Humidity	56%
Test Site	AC1	Test Date	2019/10/15
Test Mode	802.11VHT20 - Ant 0 + 1	Test Channel	06
Remark	1. Average measurement was not performed if peak level lower than average limit. 2. Other frequency was 20dB below limit line within 1-18GHz, there is not show in the report.		

Mark	Frequency (MHz)	Reading Level (dBμV)	Factor (dB)	Measure Level (dBμV/m)	Limit (dBμV/m)	Margin (dB)	Detector	Polarization
	3890.0	38.3	2.2	40.5	74.0	-33.5	Peak	Horizontal
	4876.0	40.1	5.7	45.8	74.0	-28.2	Peak	Horizontal
*	6406.0	36.2	9.0	45.2	84.9	-39.7	Peak	Horizontal
*	10511.5	36.2	17.2	53.4	84.9	-31.5	Peak	Horizontal
	4102.5	38.4	2.9	41.2	74.0	-32.8	Peak	Vertical
	7307.0	38.9	11.7	50.7	74.0	-23.3	Peak	Vertical
*	8777.5	36.0	13.3	49.4	84.9	-35.5	Peak	Vertical
*	9823.0	35.1	16.0	51.2	84.9	-33.7	Peak	Vertical

Note 1: "*" is not in restricted band, its limit is 30dBc of the fundamental emission level (114.9dBμV/m) or 15.209 which is higher.

Note 2: Measure Level (dBμV/m) = Reading Level (dBμV) + Factor (dB)

Factor (dB) = Cable Loss (dB) + Antenna Factor (dB/m) - Pre_Amplifier Gain (dB)

Product	OmniAccess Stellar	Temperature	26°C
Test Engineer	Cloud Guo	Relative Humidity	56%
Test Site	AC1	Test Date	2019/10/15
Test Mode	802.11VHT20 - Ant 0 + 1	Test Channel	11
Remark	1. Average measurement was not performed if peak level lower than average limit. 2. Other frequency was 20dB below limit line within 1-18GHz, there is not show in the report.		

Mark	Frequency (MHz)	Reading Level (dBμV)	Factor (dB)	Measure Level (dBμV/m)	Limit (dBμV/m)	Margin (dB)	Detector	Polarization
	4272.5	38.6	3.4	42.1	74.0	-31.9	Peak	Horizontal
	7383.5	38.4	11.7	50.1	74.0	-23.9	Peak	Horizontal
*	8930.5	36.6	13.4	50.0	84.5	-34.5	Peak	Horizontal
*	9848.5	35.2	16.1	51.2	84.5	-33.3	Peak	Horizontal
	3856.0	38.3	2.1	40.4	74.0	-33.6	Peak	Vertical
	7383.5	39.1	11.7	50.8	74.0	-23.2	Peak	Vertical
*	8726.5	35.6	13.2	48.8	84.5	-35.7	Peak	Vertical
*	9899.5	35.6	16.1	51.8	84.5	-32.7	Peak	Vertical

Note 1: "*" is not in restricted band, its limit is 30dBc of the fundamental emission level (114.5dBμV/m) or 15.209 which is higher.

Note 2: Measure Level (dBμV/m) = Reading Level (dBμV) + Factor (dB)

Factor (dB) = Cable Loss (dB) + Antenna Factor (dB/m) - Pre_Amplifier Gain (dB)

Product	OmniAccess Stellar	Temperature	26°C
Test Engineer	Cloud Guo	Relative Humidity	56%
Test Site	AC1	Test Date	2019/10/15
Test Mode	802.11VHT40 - Ant 0 + 1	Test Channel	03
Remark	1. Average measurement was not performed if peak level lower than average limit. 2. Other frequency was 20dB below limit line within 1-18GHz, there is not show in the report.		

Mark	Frequency (MHz)	Reading Level (dBμV)	Factor (dB)	Measure Level (dBμV/m)	Limit (dBμV/m)	Margin (dB)	Detector	Polarization
	4782.5	38.0	5.4	43.4	74.0	-30.6	Peak	Horizontal
	7264.5	37.9	11.6	49.5	74.0	-24.5	Peak	Horizontal
*	8012.5	35.9	12.7	48.6	81.9	-33.3	Peak	Horizontal
*	10358.5	35.4	16.8	52.2	81.9	-29.7	Peak	Horizontal
	3924.0	39.1	2.4	41.5	74.0	-32.5	Peak	Vertical
	7273.0	38.9	11.6	50.5	74.0	-23.5	Peak	Vertical
*	8888.0	35.6	13.4	49.0	81.9	-32.9	Peak	Vertical
*	9874.0	34.9	16.1	51.0	81.9	-30.9	Peak	Vertical

Note 1: "*" is not in restricted band, its limit is 30dBc of the fundamental emission level (111.9dBμV/m) or 15.209 which is higher.

Note 2: Measure Level (dBμV/m) = Reading Level (dBμV) + Factor (dB)

Factor (dB) = Cable Loss (dB) + Antenna Factor (dB/m) - Pre_Amplifier Gain (dB)

Product	OmniAccess Stellar	Temperature	26°C
Test Engineer	Cloud Guo	Relative Humidity	56%
Test Site	AC1	Test Date	2019/10/15
Test Mode	802.11VHT40 - Ant 0 + 1	Test Channel	06
Remark	1. Average measurement was not performed if peak level lower than average limit. 2. Other frequency was 20dB below limit line within 1-18GHz, there is not show in the report.		

Mark	Frequency (MHz)	Reading Level (dBμV)	Factor (dB)	Measure Level (dBμV/m)	Limit (dBμV/m)	Margin (dB)	Detector	Polarization
	4145.0	37.6	3.0	40.6	74.0	-33.4	Peak	Horizontal
	7332.5	37.4	11.7	49.0	74.0	-25.0	Peak	Horizontal
*	8692.5	35.4	13.2	48.6	80.4	-31.8	Peak	Horizontal
*	10358.5	37.1	16.8	53.9	80.4	-26.5	Peak	Horizontal
	3907.0	38.3	2.3	40.5	74.0	-33.5	Peak	Vertical
	7307.0	39.0	11.7	50.7	74.0	-23.3	Peak	Vertical
*	8004.0	36.9	12.8	49.7	80.4	-30.7	Peak	Vertical
*	10545.5	35.0	17.3	52.3	80.4	-28.1	Peak	Vertical

Note 1: "*" is not in restricted band, its limit is 30dBc of the fundamental emission level (110.4dBμV/m) or 15.209 which is higher.

Note 2: Measure Level (dBμV/m) = Reading Level (dBμV) + Factor (dB)

Factor (dB) = Cable Loss (dB) + Antenna Factor (dB/m) - Pre_Amplifier Gain (dB)

Product	OmniAccess Stellar	Temperature	26°C
Test Engineer	Cloud Guo	Relative Humidity	56%
Test Site	AC1	Test Date	2019/10/15
Test Mode	802.11VHT40 - Ant 0 + 1	Test Channel	09
Remark	1. Average measurement was not performed if peak level lower than average limit. 2. Other frequency was 20dB below limit line within 1-18GHz, there is not show in the report.		

Mark	Frequency (MHz)	Reading Level (dBμV)	Factor (dB)	Measure Level (dBμV/m)	Limit (dBμV/m)	Margin (dB)	Detector	Polarization
	3830.5	38.2	2.0	40.2	74.0	-33.8	Peak	Horizontal
	7341.0	38.3	11.7	50.0	74.0	-24.0	Peak	Horizontal
*	8658.5	35.7	13.0	48.7	79.6	-30.9	Peak	Horizontal
*	10112.0	35.7	16.3	52.0	79.6	-27.6	Peak	Horizontal
	5003.5	37.9	6.1	44.0	74.0	-30.0	Peak	Vertical
	7358.0	41.3	11.7	53.0	74.0	-21.0	Peak	Vertical
*	8641.5	35.7	13.1	48.7	79.6	-30.9	Peak	Vertical
*	9627.5	35.8	15.6	51.4	79.6	-28.2	Peak	Vertical

Note 1: "*" is not in restricted band, its limit is 30dBc of the fundamental emission level (109.6dBμV/m) or 15.209 which is higher.

Note 2: Measure Level (dBμV/m) = Reading Level (dBμV) + Factor (dB)

Factor (dB) = Cable Loss (dB) + Antenna Factor (dB/m) - Pre_Amplifier Gain (dB)

Product	OmniAccess Stellar	Temperature	26°C
Test Engineer	Cloud Guo	Relative Humidity	56%
Test Site	AC1	Test Date	2019/10/15
Test Mode	802.11ax-HT20 - Ant 0 + 1	Test Channel	01
Remark	1. Average measurement was not performed if peak level lower than average limit. 2. Other frequency was 20dB below limit line within 1-18GHz, there is not show in the report.		

Mark	Frequency (MHz)	Reading Level (dBμV)	Factor (dB)	Measure Level (dBμV/m)	Limit (dBμV/m)	Margin (dB)	Detector	Polarization
	3830.5	39.2	2.0	41.2	74.0	-32.8	Peak	Horizontal
	4825.0	39.8	5.5	45.3	74.0	-28.7	Peak	Horizontal
*	7239.0	38.4	11.7	50.1	87.2	-37.1	Peak	Horizontal
*	10358.5	35.8	16.8	52.6	87.2	-34.6	Peak	Horizontal
	4051.5	38.3	2.7	41.0	74.0	-33.0	Peak	Vertical
	5080.0	36.9	6.4	43.3	74.0	-30.7	Peak	Vertical
*	7230.5	41.6	11.7	53.3	87.2	-33.9	Peak	Vertical
*	10103.5	35.4	16.3	51.7	87.2	-35.5	Peak	Vertical

Note 1: "*" is not in restricted band, its limit is 30dBc of the fundamental emission level (117.2dBμV/m) or 15.209 which is higher.

Note 2: Measure Level (dBμV/m) = Reading Level (dBμV) + Factor (dB)

Factor (dB) = Cable Loss (dB) + Antenna Factor (dB/m) - Pre_Amplifier Gain (dB)

Product	OmniAccess Stellar	Temperature	26°C
Test Engineer	Cloud Guo	Relative Humidity	56%
Test Site	AC1	Test Date	2019/10/15
Test Mode	802.11ax-HT20 - Ant 0 + 1	Test Channel	06
Remark	1. Average measurement was not performed if peak level lower than average limit. 2. Other frequency was 20dB below limit line within 1-18GHz, there is not show in the report.		

Mark	Frequency (MHz)	Reading Level (dBμV)	Factor (dB)	Measure Level (dBμV/m)	Limit (dBμV/m)	Margin (dB)	Detector	Polarization
	4876.0	39.3	5.7	45.0	74.0	-29.0	Peak	Horizontal
	7315.5	38.1	11.7	49.8	74.0	-24.2	Peak	Horizontal
*	7893.5	36.2	12.3	48.5	86.8	-38.3	Peak	Horizontal
*	10358.5	34.8	16.8	51.7	86.8	-35.1	Peak	Horizontal
	4782.5	37.2	5.4	42.6	74.0	-31.4	Peak	Vertical
	7307.0	40.1	11.7	51.9	74.0	-22.1	Peak	Vertical
*	7842.5	36.1	12.1	48.2	86.8	-38.6	Peak	Vertical
*	10231.0	34.8	16.6	51.4	86.8	-35.4	Peak	Vertical

Note 1: "*" is not in restricted band, its limit is 30dBc of the fundamental emission level (116.8dBμV/m) or 15.209 which is higher.

Note 2: Measure Level (dBμV/m) = Reading Level (dBμV) + Factor (dB)

Factor (dB) = Cable Loss (dB) + Antenna Factor (dB/m) - Pre_Amplifier Gain (dB)

Product	OmniAccess Stellar	Temperature	26°C
Test Engineer	Cloud Guo	Relative Humidity	56%
Test Site	AC1	Test Date	2019/10/15
Test Mode	802.11ax-HT20 - Ant 0 + 1	Test Channel	11
Remark	1. Average measurement was not performed if peak level lower than average limit. 2. Other frequency was 20dB below limit line within 1-18GHz, there is not show in the report.		

Mark	Frequency (MHz)	Reading Level (dBμV)	Factor (dB)	Measure Level (dBμV/m)	Limit (dBμV/m)	Margin (dB)	Detector	Polarization
	4927.0	38.3	5.8	44.2	74.0	-29.8	Peak	Horizontal
	7384.2	28.7	11.7	40.4	54.0	-13.6	Peak	Horizontal
*	8760.5	35.2	13.4	48.5	86.3	-37.8	Peak	Horizontal
*	10358.5	36.5	16.8	53.3	86.3	-33.0	Peak	Horizontal
	4961.0	37.6	5.9	43.5	74.0	-30.5	Peak	Vertical
	7383.5	41.0	11.7	52.7	74.0	-21.3	Peak	Vertical
*	8701.0	35.5	13.3	48.8	86.3	-37.5	Peak	Vertical
*	9814.5	34.9	16.0	50.9	86.3	-35.4	Peak	Vertical

Note 1: "*" is not in restricted band, its limit is 30dBc of the fundamental emission level (116.3dBμV/m) or 15.209 which is higher.

Note 2: Measure Level (dBμV/m) = Reading Level (dBμV) + Factor (dB)

Factor (dB) = Cable Loss (dB) + Antenna Factor (dB/m) - Pre_Amplifier Gain (dB)

Product	OmniAccess Stellar	Temperature	26°C
Test Engineer	Cloud Guo	Relative Humidity	56%
Test Site	AC1	Test Date	2019/10/15
Test Mode	802.11ax-HT40 - Ant 0 + 1	Test Channel	03
Remark	1. Average measurement was not performed if peak level lower than average limit. 2. Other frequency was 20dB below limit line within 1-18GHz, there is not show in the report.		

Mark	Frequency (MHz)	Reading Level (dBμV)	Factor (dB)	Measure Level (dBμV/m)	Limit (dBμV/m)	Margin (dB)	Detector	Polarization
	3873.0	38.5	2.1	40.6	74.0	-33.4	Peak	Horizontal
	4867.5	37.3	5.7	43.0	74.0	-31.0	Peak	Horizontal
*	6474.0	36.0	9.4	45.4	84.4	-39.0	Peak	Horizontal
*	10358.5	35.3	16.8	52.1	84.4	-32.3	Peak	Horizontal
	4272.5	37.1	3.4	40.6	74.0	-33.4	Peak	Vertical
	7273.0	38.0	11.6	49.6	74.0	-24.4	Peak	Vertical
*	8896.5	35.9	13.3	49.3	84.4	-35.1	Peak	Vertical
*	9823.0	34.6	16.0	50.6	84.4	-33.8	Peak	Vertical

Note 1: "*" is not in restricted band, its limit is 30dBc of the fundamental emission level (114.4dBμV/m) or 15.209 which is higher.

Note 2: Measure Level (dBμV/m) = Reading Level (dBμV) + Factor (dB)

Factor (dB) = Cable Loss (dB) + Antenna Factor (dB/m) - Pre_Amplifier Gain (dB)

Product	OmniAccess Stellar	Temperature	26°C
Test Engineer	Cloud Guo	Relative Humidity	56%
Test Site	AC1	Test Date	2019/10/15
Test Mode	802.11ax-HT40 - Ant 0 + 1	Test Channel	06
Remark	1. Average measurement was not performed if peak level lower than average limit. 2. Other frequency was 20dB below limit line within 1-18GHz, there is not show in the report.		

Mark	Frequency (MHz)	Reading Level (dBμV)	Factor (dB)	Measure Level (dBμV/m)	Limit (dBμV/m)	Margin (dB)	Detector	Polarization
	4859.0	37.3	5.7	42.9	74.0	-31.1	Peak	Horizontal
	7315.5	37.7	11.7	49.4	74.0	-24.6	Peak	Horizontal
*	8777.5	35.3	13.3	48.6	83.1	-34.5	Peak	Horizontal
*	9772.0	35.3	15.9	51.1	83.1	-32.0	Peak	Horizontal
	4876.0	38.3	5.7	44.0	74.0	-30.0	Peak	Vertical
	7298.5	37.9	11.7	49.7	74.0	-24.3	Peak	Vertical
*	7995.5	35.3	12.7	48.0	83.1	-35.1	Peak	Vertical
*	9831.5	35.8	16.1	51.9	83.1	-31.2	Peak	Vertical

Note 1: "*" is not in restricted band, its limit is 30dBc of the fundamental emission level (113.1dBμV/m) or 15.209 which is higher.

Note 2: Measure Level (dBμV/m) = Reading Level (dBμV) + Factor (dB)

Factor (dB) = Cable Loss (dB) + Antenna Factor (dB/m) - Pre_Amplifier Gain (dB)

Product	OmniAccess Stellar	Temperature	26°C
Test Engineer	Cloud Guo	Relative Humidity	56%
Test Site	AC1	Test Date	2019/10/15
Test Mode	802.11ax-HT40 - Ant 0 + 1	Test Channel	09
Remark	1. Average measurement was not performed if peak level lower than average limit. 2. Other frequency was 20dB below limit line within 1-18GHz, there is not show in the report.		

Mark	Frequency (MHz)	Reading Level (dBμV)	Factor (dB)	Measure Level (dBμV/m)	Limit (dBμV/m)	Margin (dB)	Detector	Polarization
	4085.5	38.4	2.7	41.2	74.0	-32.8	Peak	Horizontal
	7341.0	39.2	11.7	50.9	74.0	-23.1	Peak	Horizontal
*	8811.5	35.3	13.4	48.6	82.6	-34.0	Peak	Horizontal
*	10358.5	35.5	16.8	52.3	82.6	-30.3	Peak	Horizontal
	3983.5	38.5	2.5	41.0	74.0	-33.0	Peak	Vertical
	7383.5	39.7	11.7	51.4	74.0	-22.6	Peak	Vertical
*	8913.5	35.1	13.4	48.4	82.6	-34.2	Peak	Vertical
*	10273.5	35.3	16.7	52.0	82.6	-30.6	Peak	Vertical

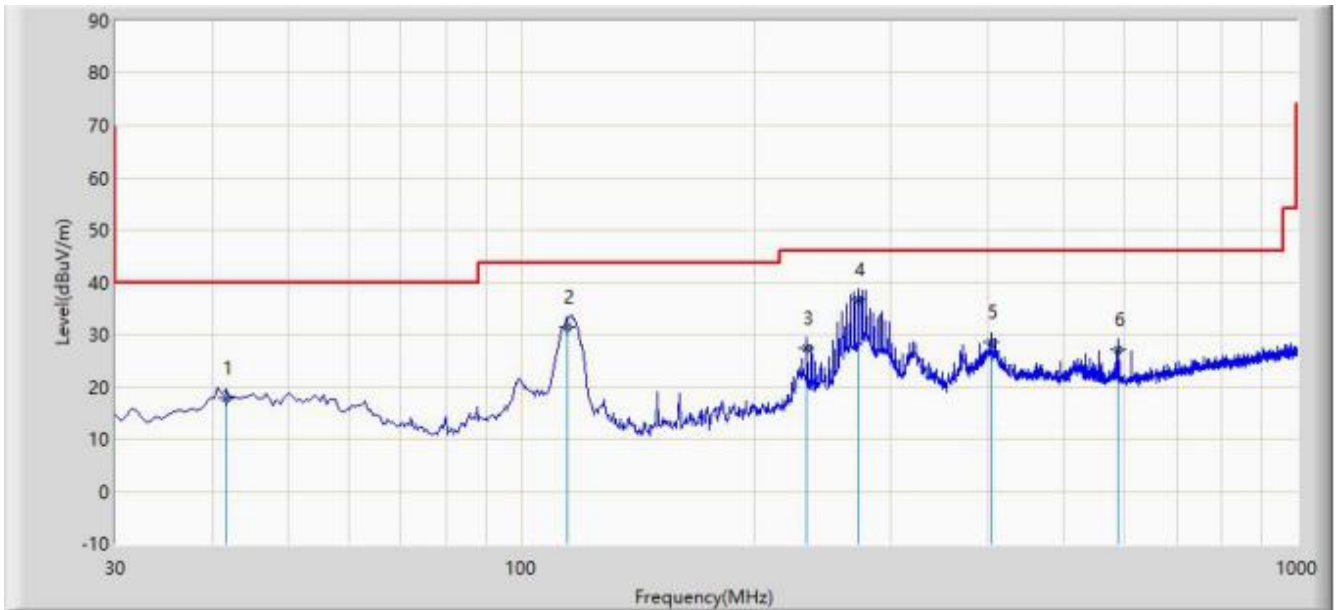
Note 1: "*" is not in restricted band, its limit is 30dBc of the fundamental emission level (112.6dBμV/m) or 15.209 which is higher.

Note 2: Measure Level (dBμV/m) = Reading Level (dBμV) + Factor (dB)

Factor (dB) = Cable Loss (dB) + Antenna Factor (dB/m) - Pre_Amplifier Gain (dB)

The worst case of Radiated Emission below 1GHz:

Site: AC2	Time: 2019/10/09 - 21:13
Limit: FCC_Part15.209_RSE(3m)	Engineer: David Lv
Probe: VULB9162_0.03-8GHz	Polarity: Horizontal
EUT: OmniAccess Stellar	Power: AC 120V/60Hz
Test Mode: Transmit by 802.11g at Channel 2412MHz Ant 0 + 1	



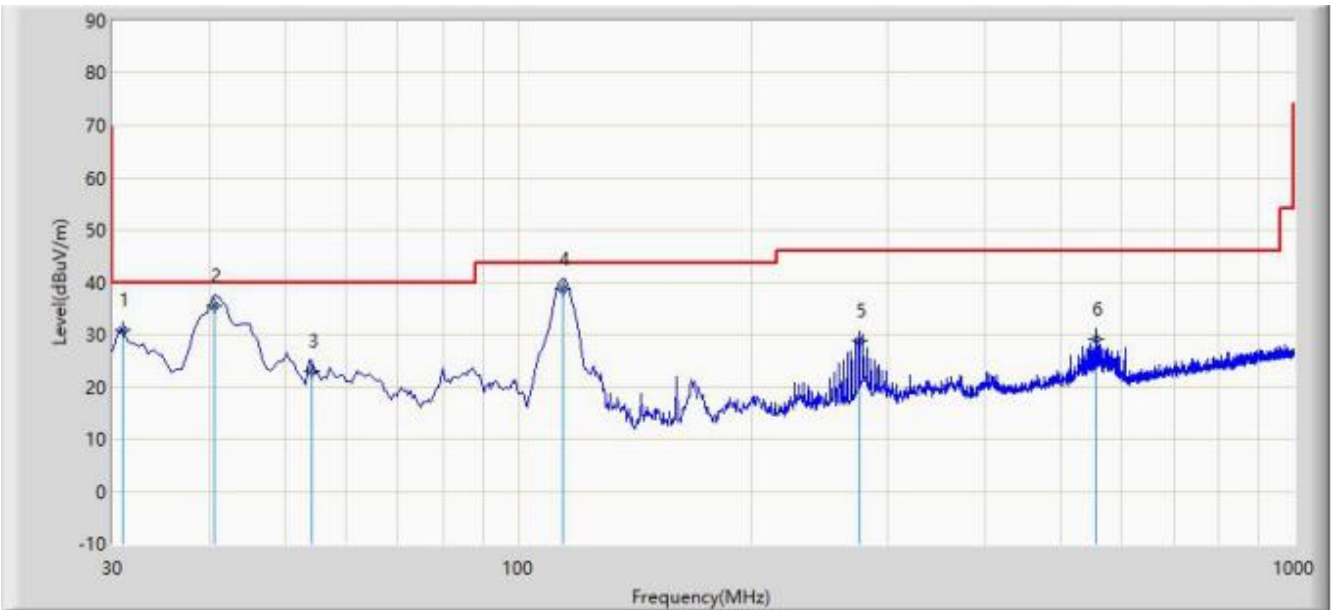
No	Flag	Mark	Frequency (MHz)	Measure Level (dBuV/m)	Reading Level (dBuV)	Margin (dB)	Limit (dBuV/m)	Factor (dB)	Type
1			41.640	17.707	3.613	-22.293	40.000	14.094	QP
2			114.875	31.377	19.417	-12.123	43.500	11.960	QP
3			233.700	27.365	14.373	-18.635	46.000	12.992	QP
4		*	272.015	36.588	22.743	-9.412	46.000	13.845	QP
5			403.450	28.416	11.926	-17.584	46.000	16.489	QP
6			589.205	26.988	7.466	-19.012	46.000	19.523	QP

Note 1: Measure Level (dBuV/m) = Reading Level (dBuV) + Factor (dB)

Factor (dB) = Cable Loss (dB) + Antenna Factor (dB/m)

Note 2: The test trace is same as the ambient noise and the amplitude of the emissions are attenuated more than 20dB below the permissible (the test frequency range: 9kHz ~ 30MHz, 18GHz ~ 25GHz), therefore no data appear in the report.

Site: AC2	Time: 2019/10/09 - 21:14
Limit: FCC_Part15.209_RSE(3m)	Engineer: David Lv
Probe: VULB9162_0.03-8GHz	Polarity: Vertical
EUT: OmniAccess Stellar	Power: AC 120V/60Hz
Test Mode: Transmit by 802.11g at Channel 2412MHz Ant 0 + 1	



No	Flag	Mark	Frequency (MHz)	Measure Level (dBuV/m)	Reading Level (dBuV)	Margin (dB)	Limit (dBuV/m)	Factor (dB)	Type
1			30.970	30.748	18.614	-9.252	40.000	12.134	QP
2		*	40.670	35.520	21.609	-4.480	40.000	13.910	QP
3			54.250	22.983	8.269	-17.017	40.000	14.714	QP
4			114.390	38.643	26.601	-4.857	43.500	12.042	QP
5			275.410	28.704	14.809	-17.296	46.000	13.895	QP
6			556.710	29.253	10.347	-16.747	46.000	18.906	QP

Note 1: Measure Level (dBμV/m) = Reading Level (dBμV) + Factor (dB)

Factor (dB) = Cable Loss (dB) + Antenna Factor (dB/m)

Note 2: The test trace is same as the ambient noise and the amplitude of the emissions are attenuated more than 20dB below the permissible (the test frequency range: 9kHz ~ 30MHz, 18GHz ~ 25GHz), therefore no data appear in the report.

7.7. Radiated Restricted Band Edge Measurement

7.7.1. Test Limit

For 15.205 requirement:

Radiated emissions which fall in the restricted bands, as defined in Section 15.205(a) of FCC part 15, must also comply with the radiated emission limits specified in Section 15.209(a).

Frequency (MHz)	Frequency (MHz)	Frequency (MHz)	Frequency (GHz)
0.090 - 0.110	16.42 - 16.423	399.9 - 410	4.5 - 5.15
¹ 0.495 - 0.505	16.69475 - 16.69525	608 - 614	5.35 - 5.46
2.1735 - 2.1905	16.80425 - 16.80475	960 - 1240	7.25 - 7.75
4.125 - 4.128	25.5 - 25.67	1300 - 1427	8.025 - 8.5
4.17725 - 4.17775	37.5 - 38.25	1435 - 1626.5	9.0 - 9.2
4.20725 - 4.20775	73 - 74.6	1645.5 - 1646.5	9.3 - 9.5
6.215 - 6.218	74.8 - 75.2	1660 - 1710	10.6 - 12.7
6.26775 - 6.26825	108 - 121.94	1718.8 - 1722.2	13.25 - 13.4
6.31175 - 6.31225	123 - 138	2200 - 2300	14.47 - 14.5
8.291 - 8.294	149.9 - 150.05	2310 - 2390	15.35 - 16.2
8.362 - 8.366	156.52475 - 156.525	2483.5 - 2500	17.7 - 21.4
8.37625 - 8.38675	156.7 - 156.9	2690 - 2900	22.01 - 23.12
8.41425 - 8.41475	162.0125 - 167.17	3260 - 3267	23.6 - 24.0
12.29 - 12.293	167.72 - 173.2	3332 - 3339	31.2 - 31.8
12.51975 - 12.52025	240 - 285	3345.8 - 3358	36.43 - 36.5
12.57675 - 12.57725	322 - 335.4	3600 - 4400	(²)
13.36 - 13.41	--	--	--

All out of band emissions appearing in a restricted band as specified in Section 15.205 of the Title 47CFR must not exceed the limits shown in Table per Section 15.209.

FCC Part 15 Subpart C Paragraph 15.209		
Frequency (MHz]	Field Strength (uV/m]	Measured Distance (Meters)
0.009 - 0.490	2400/F (kHz)	300
0.490 - 1.705	24000/F (kHz)	30
1.705 - 30	30	30
30 - 88	100	3
88 - 216	150	3
216 - 960	200	3
Above 960	500	3

7.7.2. Test Procedure Used

ANSI C63.10 Section 6.3 (General Requirements)

ANSI C63.10 Section 6.6 (Standard test method above 1GHz)

7.7.3. Test Setting

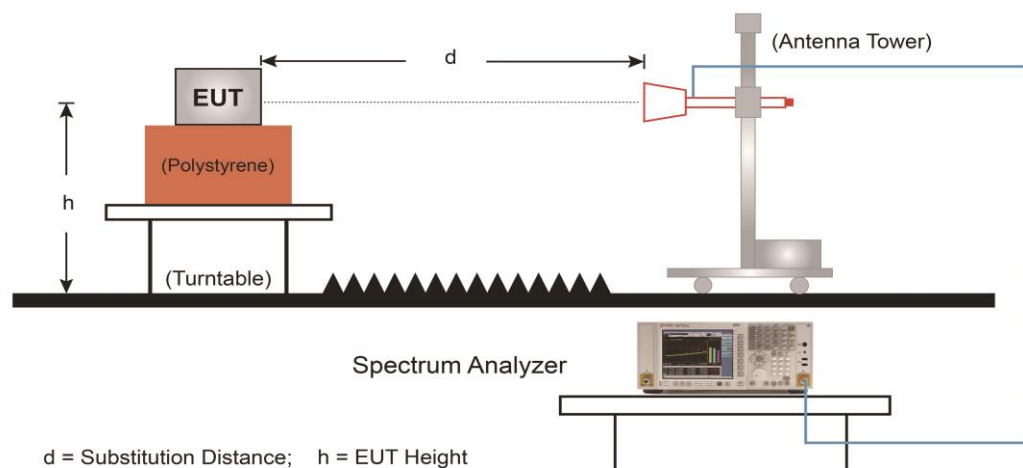
Peak Field Strength Measurements

1. Analyzer center frequency was set to the frequency of the radiated spurious emission of interest
2. RBW = 1MHz
3. VBW = 3MHz
4. Detector = peak
5. Sweep time = auto couple
6. Trace mode = max hold
7. Trace was allowed to stabilize

Average Field Strength Measurements

1. Analyzer center frequency was set to the frequency of the radiated spurious emission of interest
2. RBW = 1MHz
3. VBW $\geq 1/T$
4. De As an alternative, the instrument may be set to linear detector mode. Ensure that video filtering is applied in linear voltage domain (rather than in a log or dB domain). Some instruments require linear display mode in order to accomplish this. Others have a setting for Average-VBW Type, which can be set to "Voltage" regardless of the display mode
5. Detector = Peak
6. Sweep time = auto
7. Trace mode = max hold
8. Allow max hold to run for at least 50 times (1/duty cycle) traces

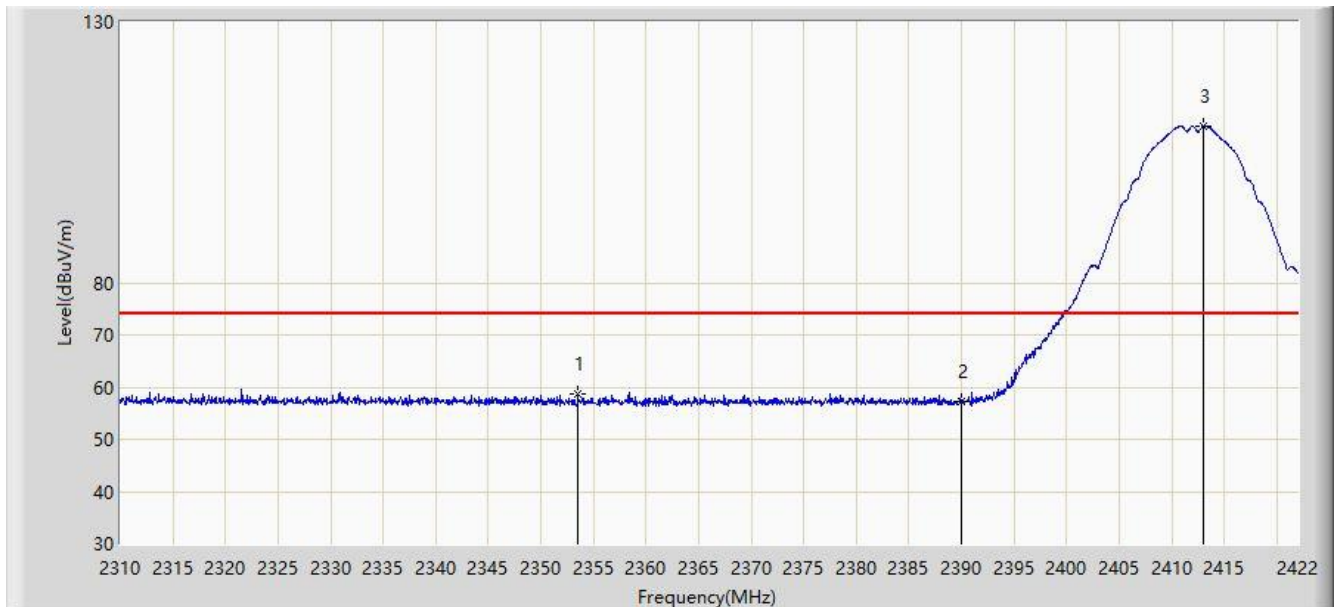
7.7.4.Test Setup



7.7.5.Test Result

For OAW-AP1321

Site: AC2	Time: 2019/10/05 - 15:28
Limit: FCC_Part15.209(3m)	Engineer: Bacon Dong
Probe: BBHA9120D_1-18GHz	Polarity: Horizontal
EUT: OmniAccess Stellar	Power: AC 120V/60Hz
Test Mode: Transmit by 802.11b at Channel 2412MHz	

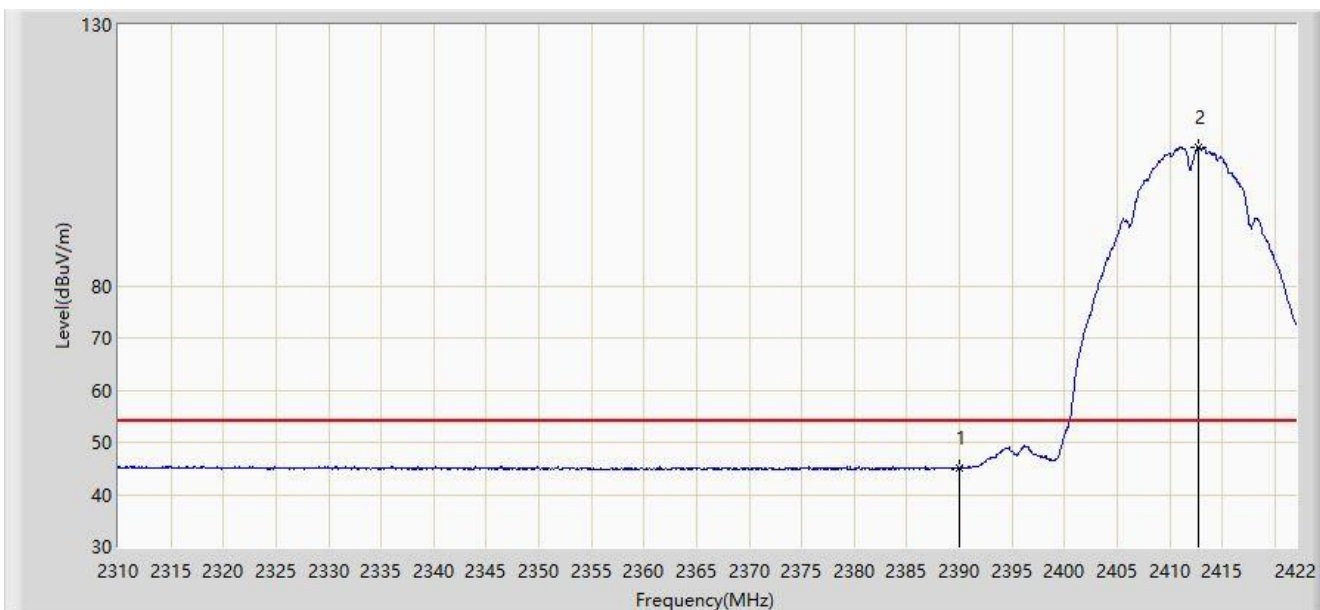


No	Flag	Mark	Frequency (MHz)	Measure Level (dBuV/m)	Reading Level (dBuV)	Margin (dB)	Limit (dBuV/m)	Factor (dB)	Type
1			2353.512	58.746	28.786	-15.254	74.000	29.960	PK
2			2390.000	57.380	27.521	-16.620	74.000	29.859	PK
3		*	2413.040	109.976	80.175	N/A	N/A	29.801	PK

Note: Measure Level (dBμV/m) = Reading Level (dBμV) + Factor (dB)

Factor (dB) = Cable Loss (dB) + Antenna Factor (dB/m)

Site: AC2	Time: 2019/10/05 - 15:37
Limit: FCC_Part15.209(3m)	Engineer: Bacon Dong
Probe: BBHA9120D_1-18GHz	Polarity: Horizontal
EUT: OmniAccess Stellar	Power: AC 120V/60Hz
Test Mode: Transmit by 802.11b at Channel 2412MHz	

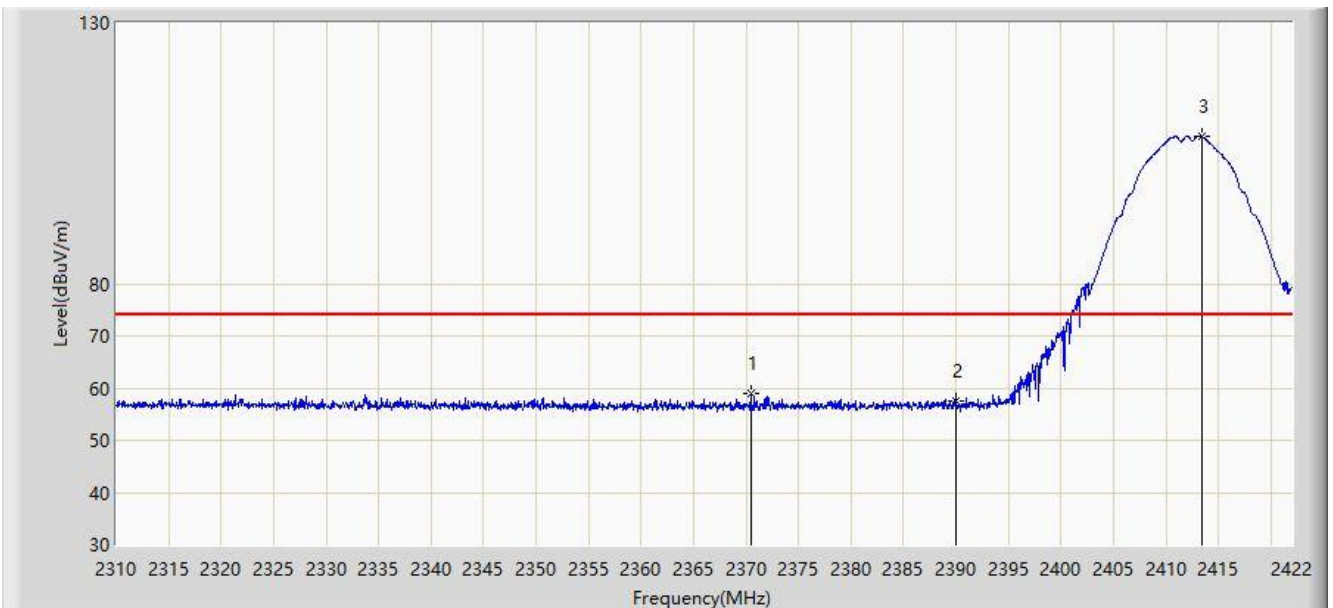


No	Flag	Mark	Frequency (MHz)	Measure Level (dBuV/m)	Reading Level (dBuV)	Margin (dB)	Limit (dBuV/m)	Factor (dB)	Type
1			2390.000	45.088	15.229	-8.912	54.000	29.859	AV
2		*	2412.704	106.620	76.818	N/A	N/A	29.802	AV

Note: Measure Level (dBuV/m) = Reading Level (dBuV) + Factor (dB)

Factor (dB) = Cable Loss (dB) + Antenna Factor (dB/m)

Site: AC2	Time: 2019/10/05 - 15:39
Limit: FCC_Part15.209(3m)	Engineer: Bacon Dong
Probe: BBHA9120D_1-18GHz	Polarity: Vertical
EUT: OmniAccess Stellar	Power: AC 120V/60Hz
Test Mode: Transmit by 802.11b at Channel 2412MHz	



No	Flag	Mark	Frequency (MHz)	Measure Level (dBuV/m)	Reading Level (dBuV)	Margin (dB)	Limit (dBuV/m)	Factor (dB)	Type
1			2370.424	58.860	28.950	-15.140	74.000	29.910	PK
2			2390.000	57.669	27.810	-16.331	74.000	29.859	PK
3		*	2413.432	108.120	78.319	N/A	N/A	29.801	PK

Note: Measure Level (dBuV/m) = Reading Level (dBuV) + Factor (dB)

Factor (dB) = Cable Loss (dB) + Antenna Factor (dB/m)

Site: AC2	Time: 2019/10/05 - 15:39
Limit: FCC_Part15.209(3m)	Engineer: Bacon Dong
Probe: BBHA9120D_1-18GHz	Polarity: Vertical
EUT: OmniAccess Stellar	Power: AC 120V/60Hz
Test Mode: Transmit by 802.11b at Channel 2412MHz	

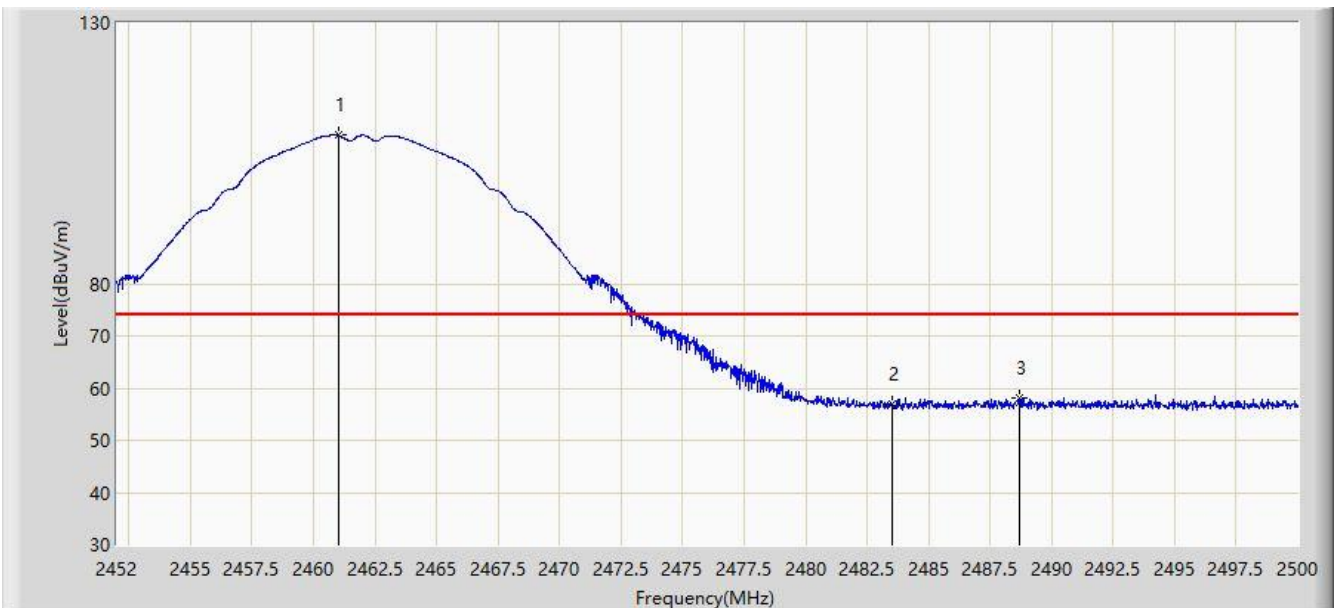


No	Flag	Mark	Frequency (MHz)	Measure Level (dBuV/m)	Reading Level (dBuV)	Margin (dB)	Limit (dBuV/m)	Factor (dB)	Type
1			2390.000	44.867	15.008	-9.133	54.000	29.859	AV
2		*	2411.304	104.837	75.031	N/A	N/A	29.806	AV

Note: Measure Level (dBuV/m) = Reading Level (dBuV) + Factor (dB)

Factor (dB) = Cable Loss (dB) + Antenna Factor (dB/m)

Site: AC2	Time: 2019/10/05 - 15:44
Limit: FCC_Part15.209(3m)	Engineer: Bacon Dong
Probe: BBHA9120D_1-18GHz	Polarity: Horizontal
EUT: OmniAccess Stellar	Power: AC 120V/60Hz
Test Mode: Transmit by 802.11b at Channel 2462MHz	



No	Flag	Mark	Frequency (MHz)	Measure Level (dBuV/m)	Reading Level (dBuV)	Margin (dB)	Limit (dBuV/m)	Factor (dB)	Type
1		*	2461.000	108.455	78.720	N/A	N/A	29.735	PK
2			2483.500	56.820	27.046	-17.180	74.000	29.774	PK
3			2488.672	58.112	28.329	-15.888	74.000	29.783	PK

Note: Measure Level (dBuV/m) = Reading Level (dBuV) + Factor (dB)

Factor (dB) = Cable Loss (dB) + Antenna Factor (dB/m)

Site: AC2	Time: 2019/10/05 - 15:46
Limit: FCC_Part15.209(3m)	Engineer: Bacon Dong
Probe: BBHA9120D_1-18GHz	Polarity: Horizontal
EUT: OmniAccess Stellar	Power: AC 120V/60Hz
Test Mode: Transmit by 802.11b at Channel 2462MHz	

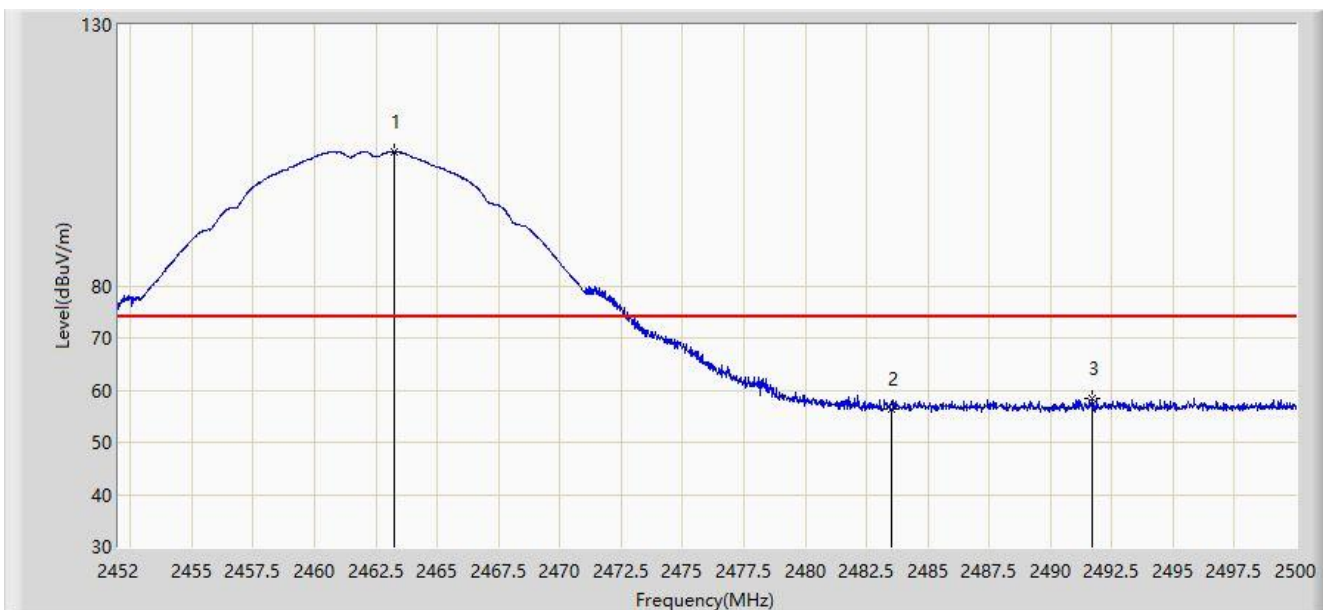


No	Flag	Mark	Frequency (MHz)	Measure Level (dBuV/m)	Reading Level (dBuV)	Margin (dB)	Limit (dBuV/m)	Factor (dB)	Type
1		*	2461.336	105.312	75.576	N/A	N/A	29.736	AV
2			2483.500	45.115	15.341	-8.885	54.000	29.774	AV

Note: Measure Level (dBuV/m) = Reading Level (dBuV) + Factor (dB)

Factor (dB) = Cable Loss (dB) + Antenna Factor (dB/m)

Site: AC2	Time: 2019/10/05 - 15:48
Limit: FCC_Part15.209(3m)	Engineer: Bacon Dong
Probe: BBHA9120D_1-18GHz	Polarity: Vertical
EUT: OmniAccess Stellar	Power: AC 120V/60Hz
Test Mode: Transmit by 802.11b at Channel 2462MHz	



No	Flag	Mark	Frequency (MHz)	Measure Level (dBuV/m)	Reading Level (dBuV)	Margin (dB)	Limit (dBuV/m)	Factor (dB)	Type
1		*	2463.256	105.672	75.934	N/A	N/A	29.738	PK
2			2483.500	56.513	26.739	-17.487	74.000	29.774	PK
3			2491.720	58.494	28.706	-15.506	74.000	29.788	PK

Note: Measure Level (dBuV/m) = Reading Level (dBuV) + Factor (dB)

Factor (dB) = Cable Loss (dB) + Antenna Factor (dB/m)

Site: AC2	Time: 2019/10/05 - 15:48
Limit: FCC_Part15.209(3m)	Engineer: Bacon Dong
Probe: BBHA9120D_1-18GHz	Polarity: Vertical
EUT: OmniAccess Stellar	Power: AC 120V/60Hz
Test Mode: Transmit by 802.11b at Channel 2462MHz	

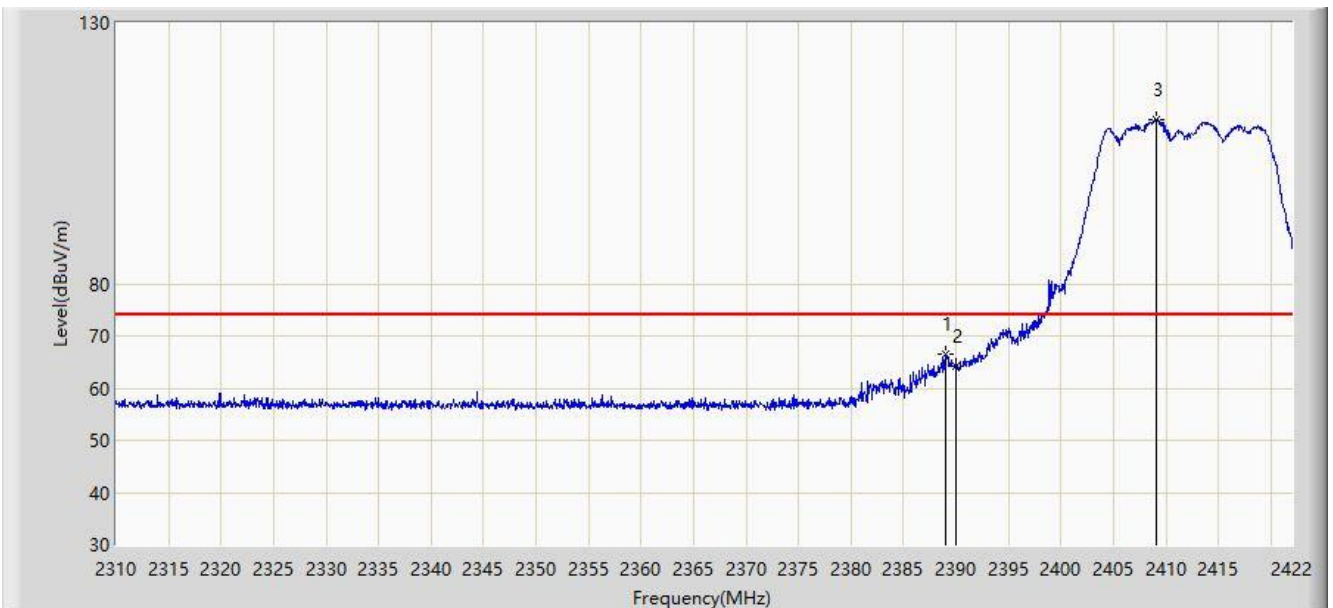


No	Flag	Mark	Frequency (MHz)	Measure Level (dBuV/m)	Reading Level (dBuV)	Margin (dB)	Limit (dBuV/m)	Factor (dB)	Type
1		*	2461.240	102.551	72.815	N/A	N/A	29.736	AV
2			2483.500	45.011	15.237	-8.989	54.000	29.774	AV

Note: Measure Level (dBuV/m) = Reading Level (dBuV) + Factor (dB)

Factor (dB) = Cable Loss (dB) + Antenna Factor (dB/m)

Site: AC2	Time: 2019/10/05 - 15:51
Limit: FCC_Part15.209(3m)	Engineer: Bacon Dong
Probe: BBHA9120D_1-18GHz	Polarity: Horizontal
EUT: OmniAccess Stellar	Power: AC 120V/60Hz
Test Mode: Transmit by 802.11g at Channel 2412MHz	

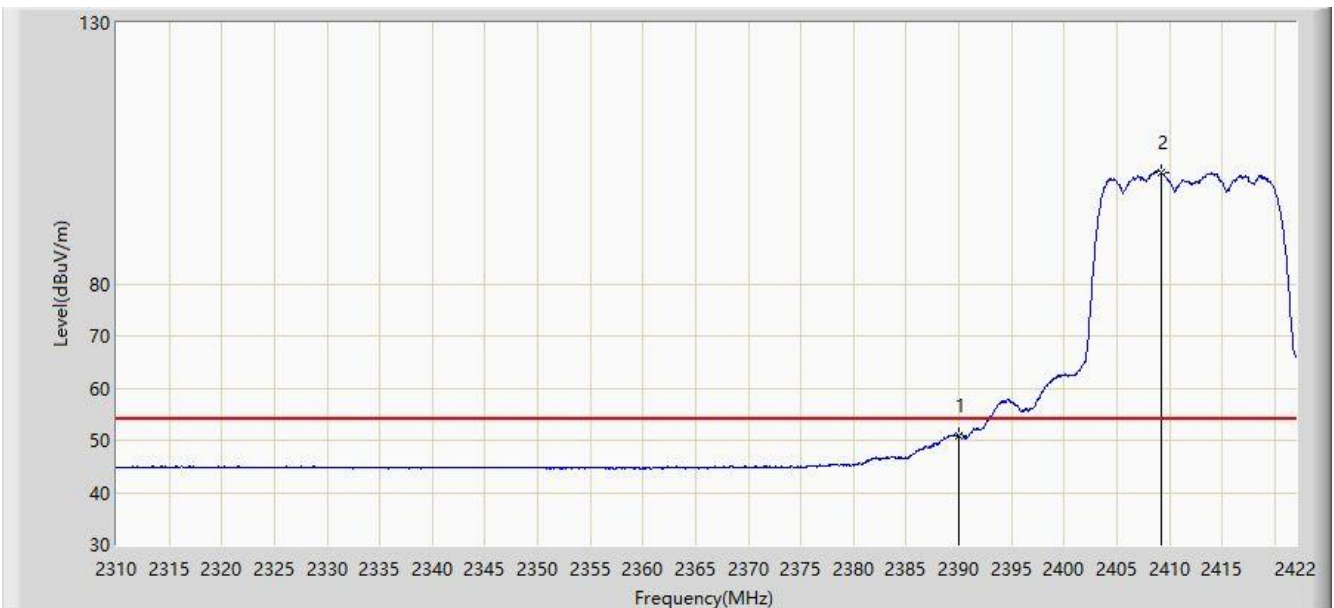


No	Flag	Mark	Frequency (MHz)	Measure Level (dBuV/m)	Reading Level (dBuV)	Margin (dB)	Limit (dBuV/m)	Factor (dB)	Type
1			2388.960	66.624	36.763	-7.376	74.000	29.861	PK
2			2390.000	64.287	34.428	-9.713	74.000	29.859	PK
3		*	2409.064	111.476	81.665	N/A	N/A	29.811	PK

Note: Measure Level (dBuV/m) = Reading Level (dBuV) + Factor (dB)

Factor (dB) = Cable Loss (dB) + Antenna Factor (dB/m)

Site: AC2	Time: 2019/10/05 - 15:53
Limit: FCC_Part15.209(3m)	Engineer: Bacon Dong
Probe: BBHA9120D_1-18GHz	Polarity: Horizontal
EUT: OmniAccess Stellar	Power: AC 120V/60Hz
Test Mode: Transmit by 802.11g at Channel 2412MHz	



No	Flag	Mark	Frequency (MHz)	Measure Level (dBuV/m)	Reading Level (dBuV)	Margin (dB)	Limit (dBuV/m)	Factor (dB)	Type
1			2390.000	50.907	21.048	-3.093	54.000	29.859	AV
2		*	2409.232	101.367	71.556	N/A	N/A	29.811	AV

Note: Measure Level (dBuV/m) = Reading Level (dBuV) + Factor (dB)

Factor (dB) = Cable Loss (dB) + Antenna Factor (dB/m)

Site: AC2	Time: 2019/10/05 - 15:55
Limit: FCC_Part15.209(3m)	Engineer: Bacon Dong
Probe: BBHA9120D_1-18GHz	Polarity: Vertical
EUT: OmniAccess Stellar	Power: AC 120V/60Hz
Test Mode: Transmit by 802.11g at Channel 2412MHz	

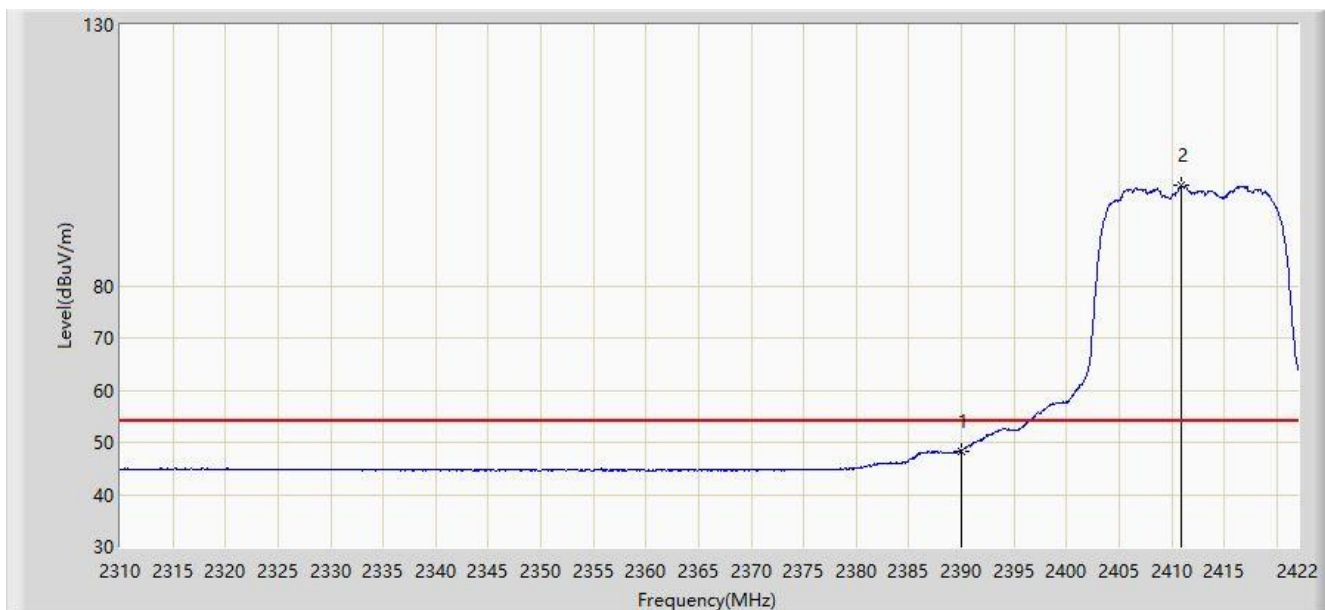


No	Flag	Mark	Frequency (MHz)	Measure Level (dBuV/m)	Reading Level (dBuV)	Margin (dB)	Limit (dBuV/m)	Factor (dB)	Type
1			2390.000	63.106	33.247	-10.894	74.000	29.859	PK
2		*	2410.856	108.728	78.921	N/A	N/A	29.807	PK

Note: Measure Level (dBuV/m) = Reading Level (dBuV) + Factor (dB)

Factor (dB) = Cable Loss (dB) + Antenna Factor (dB/m)

Site: AC2	Time: 2019/10/05 - 15:55
Limit: FCC_Part15.209(3m)	Engineer: Bacon Dong
Probe: BBHA9120D_1-18GHz	Polarity: Vertical
EUT: OmniAccess Stellar	Power: AC 120V/60Hz
Test Mode: Transmit by 802.11g at Channel 2412MHz	

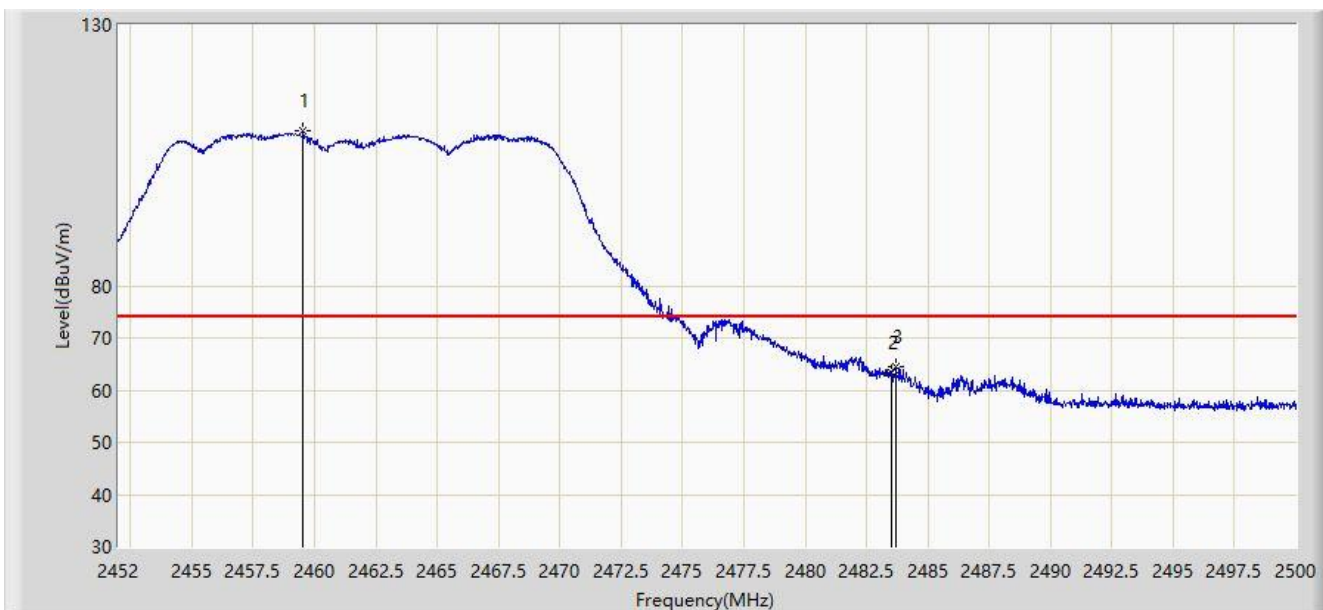


No	Flag	Mark	Frequency (MHz)	Measure Level (dBuV/m)	Reading Level (dBuV)	Margin (dB)	Limit (dBuV/m)	Factor (dB)	Type
1			2390.000	48.368	18.509	-5.632	54.000	29.859	AV
2		*	2410.968	99.205	69.399	N/A	N/A	29.806	AV

Note: Measure Level (dBuV/m) = Reading Level (dBuV) + Factor (dB)

Factor (dB) = Cable Loss (dB) + Antenna Factor (dB/m)

Site: AC2	Time: 2019/10/05 - 15:59
Limit: FCC_Part15.209(3m)	Engineer: Bacon Dong
Probe: BBHA9120D_1-18GHz	Polarity: Horizontal
EUT: OmniAccess Stellar	Power: AC 120V/60Hz
Test Mode: Transmit by 802.11g at Channel 2462MHz	

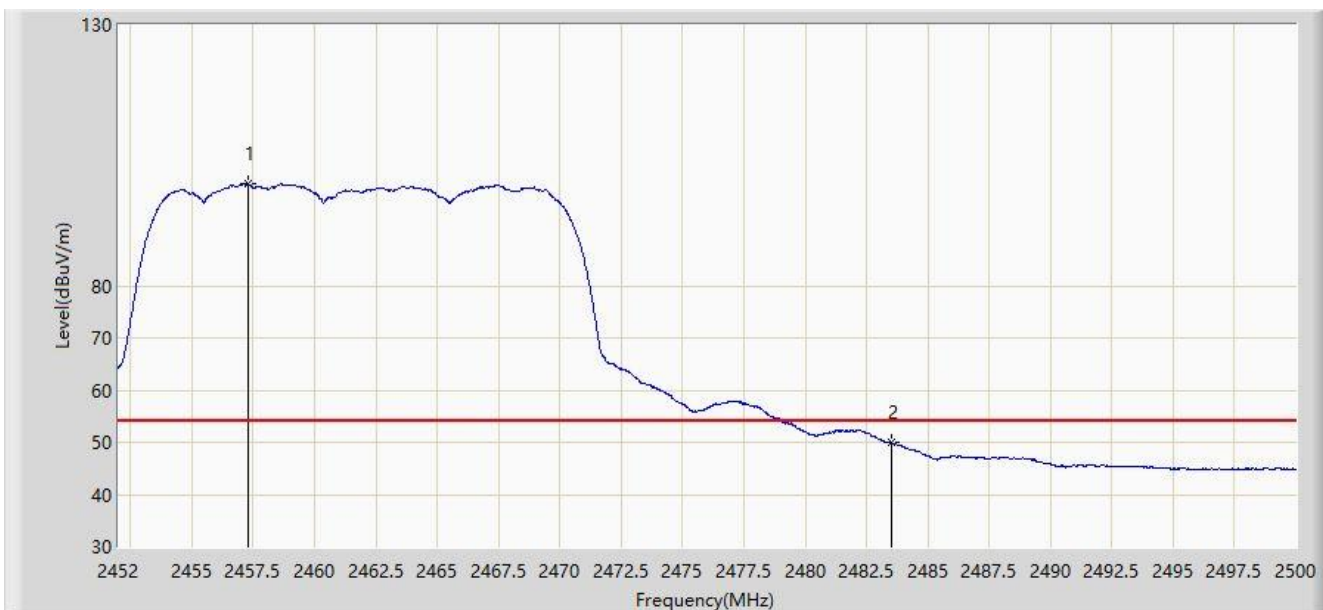


No	Flag	Mark	Frequency (MHz)	Measure Level (dBuV/m)	Reading Level (dBuV)	Margin (dB)	Limit (dBuV/m)	Factor (dB)	Type
1		*	2459.536	109.841	80.107	N/A	N/A	29.734	PK
2			2483.500	63.216	33.442	-10.784	74.000	29.774	PK
3			2483.704	64.418	34.644	-9.582	74.000	29.774	PK

Note: Measure Level (dBuV/m) = Reading Level (dBuV) + Factor (dB)

Factor (dB) = Cable Loss (dB) + Antenna Factor (dB/m)

Site: AC2	Time: 2019/10/05 - 16:01
Limit: FCC_Part15.209(3m)	Engineer: Bacon Dong
Probe: BBHA9120D_1-18GHz	Polarity: Horizontal
EUT: OmniAccess Stellar	Power: AC 120V/60Hz
Test Mode: Transmit by 802.11g at Channel 2462MHz	

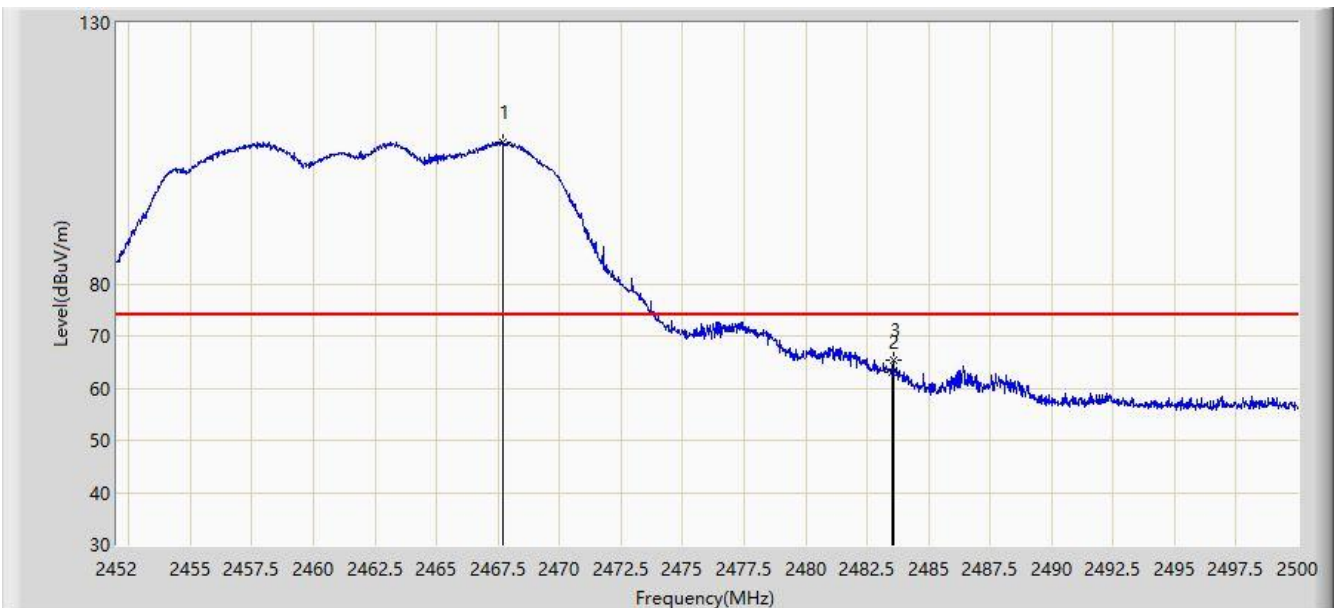


No	Flag	Mark	Frequency (MHz)	Measure Level (dBuV/m)	Reading Level (dBuV)	Margin (dB)	Limit (dBuV/m)	Factor (dB)	Type
1		*	2457.280	99.455	69.723	N/A	N/A	29.732	AV
2			2483.500	50.035	20.261	-3.965	54.000	29.774	AV

Note: Measure Level (dBuV/m) = Reading Level (dBuV) + Factor (dB)

Factor (dB) = Cable Loss (dB) + Antenna Factor (dB/m)

Site: AC2	Time: 2019/10/05 - 16:02
Limit: FCC_Part15.209(3m)	Engineer: Bacon Dong
Probe: BBHA9120D_1-18GHz	Polarity: Vertical
EUT: OmniAccess Stellar	Power: AC 120V/60Hz
Test Mode: Transmit by 802.11g at Channel 2462MHz	

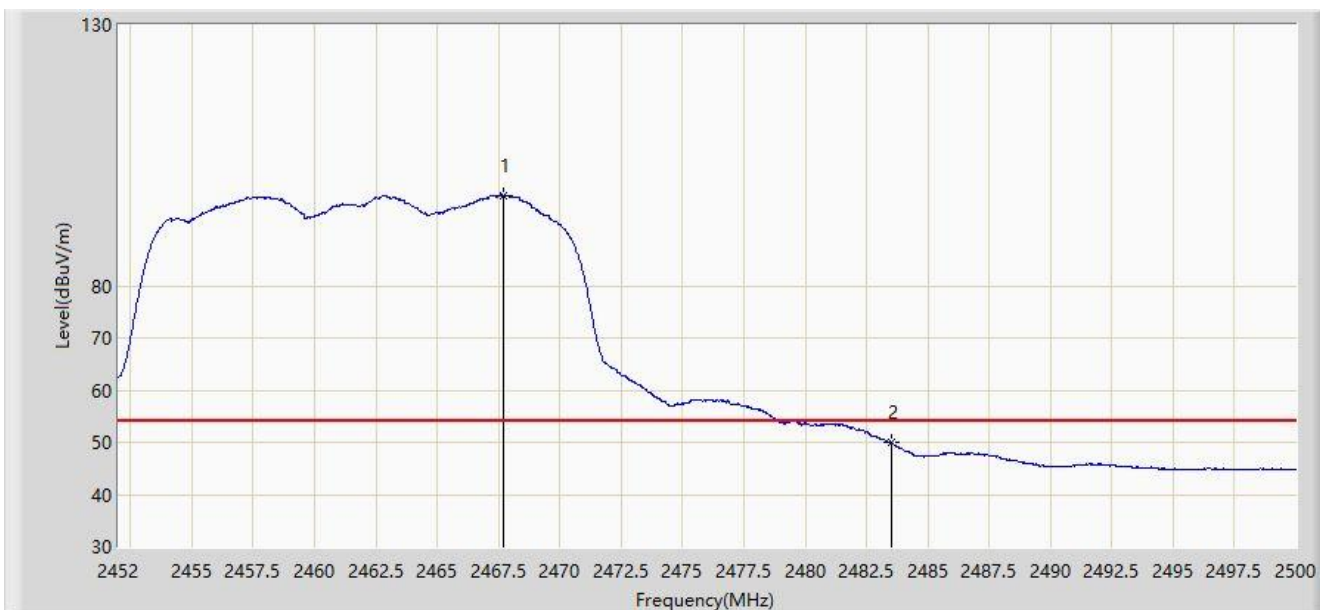


No	Flag	Mark	Frequency (MHz)	Measure Level (dBuV/m)	Reading Level (dBuV)	Margin (dB)	Limit (dBuV/m)	Factor (dB)	Type
1		*	2467.720	107.226	77.481	N/A	N/A	29.745	PK
2			2483.500	63.098	33.324	-10.902	74.000	29.774	PK
3			2483.584	65.424	35.650	-8.576	74.000	29.774	PK

Note: Measure Level (dBuV/m) = Reading Level (dBuV) + Factor (dB)

Factor (dB) = Cable Loss (dB) + Antenna Factor (dB/m)

Site: AC2	Time: 2019/10/05 - 16:02
Limit: FCC_Part15.209(3m)	Engineer: Bacon Dong
Probe: BBHA9120D_1-18GHz	Polarity: Vertical
EUT: OmniAccess Stellar	Power: AC 120V/60Hz
Test Mode: Transmit by 802.11g at Channel 2462MHz	

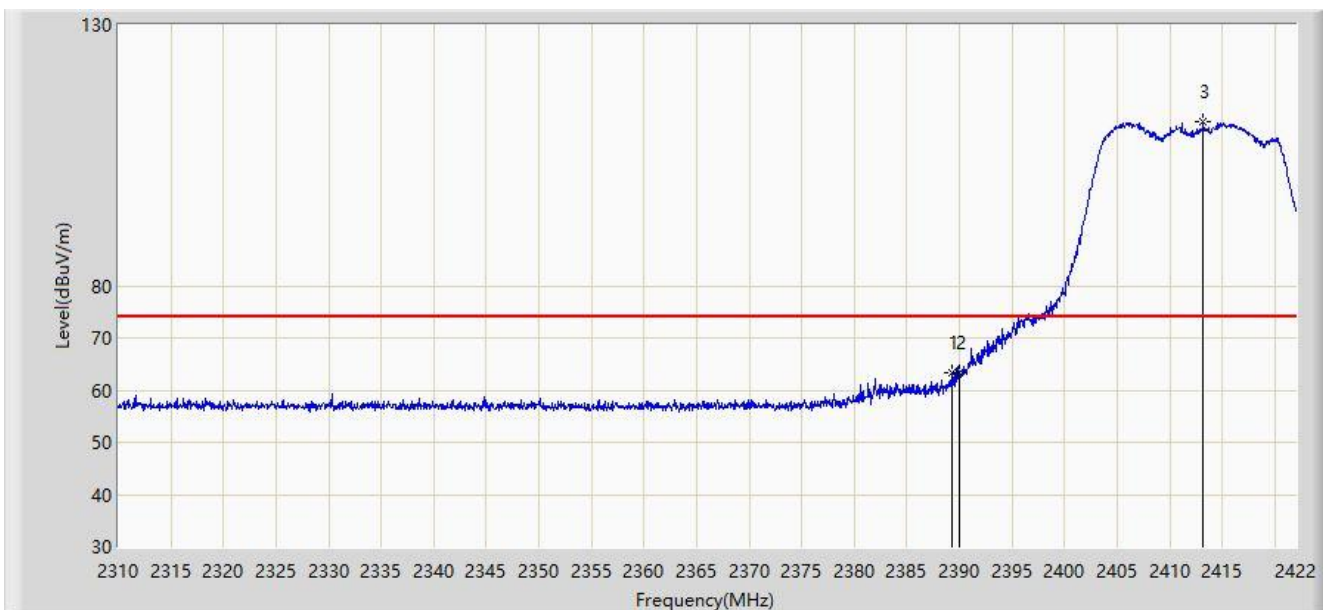


No	Flag	Mark	Frequency (MHz)	Measure Level (dBuV/m)	Reading Level (dBuV)	Margin (dB)	Limit (dBuV/m)	Factor (dB)	Type
1		*	2467.696	97.242	67.497	N/A	N/A	29.745	AV
2			2483.500	49.874	20.100	-4.126	54.000	29.774	AV

Note: Measure Level (dBuV/m) = Reading Level (dBuV) + Factor (dB)

Factor (dB) = Cable Loss (dB) + Antenna Factor (dB/m)

Site: AC2	Time: 2019/10/05 - 16:05
Limit: FCC_Part15.209(3m)	Engineer: Bacon Dong
Probe: BBHA9120D_1-18GHz	Polarity: Horizontal
EUT: OmniAccess Stellar	Power: AC 120V/60Hz
Test Mode: Transmit by 802.11n-HT20 at Channel 2412MHz	

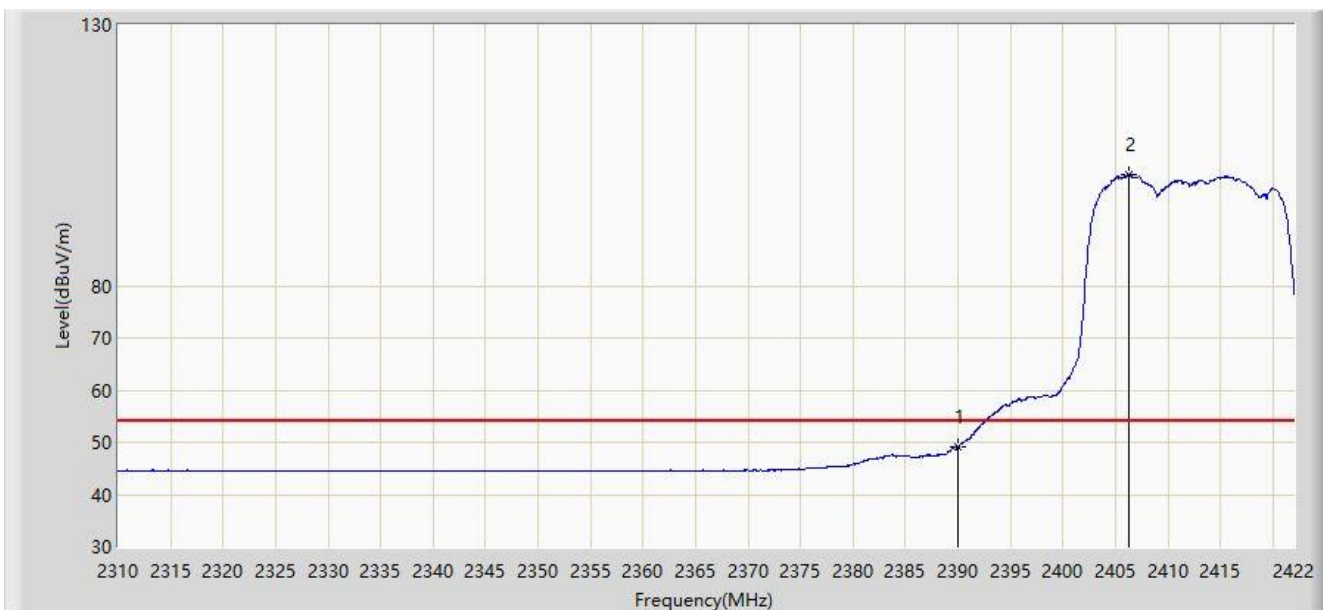


No	Flag	Mark	Frequency (MHz)	Measure Level (dBuV/m)	Reading Level (dBuV)	Margin (dB)	Limit (dBuV/m)	Factor (dB)	Type
1			2389.240	63.430	33.569	-10.570	74.000	29.861	PK
2			2390.000	63.339	33.480	-10.661	74.000	29.859	PK
3		*	2413.208	111.358	81.557	N/A	N/A	29.801	PK

Note: Measure Level (dBuV/m) = Reading Level (dBuV) + Factor (dB)

Factor (dB) = Cable Loss (dB) + Antenna Factor (dB/m)

Site: AC2	Time: 2019/10/05 - 16:08
Limit: FCC_Part15.209(3m)	Engineer: Bacon Dong
Probe: BBHA9120D_1-18GHz	Polarity: Horizontal
EUT: OmniAccess Stellar	Power: AC 120V/60Hz
Test Mode: Transmit by 802.11n-HT20 at Channel 2412MHz	

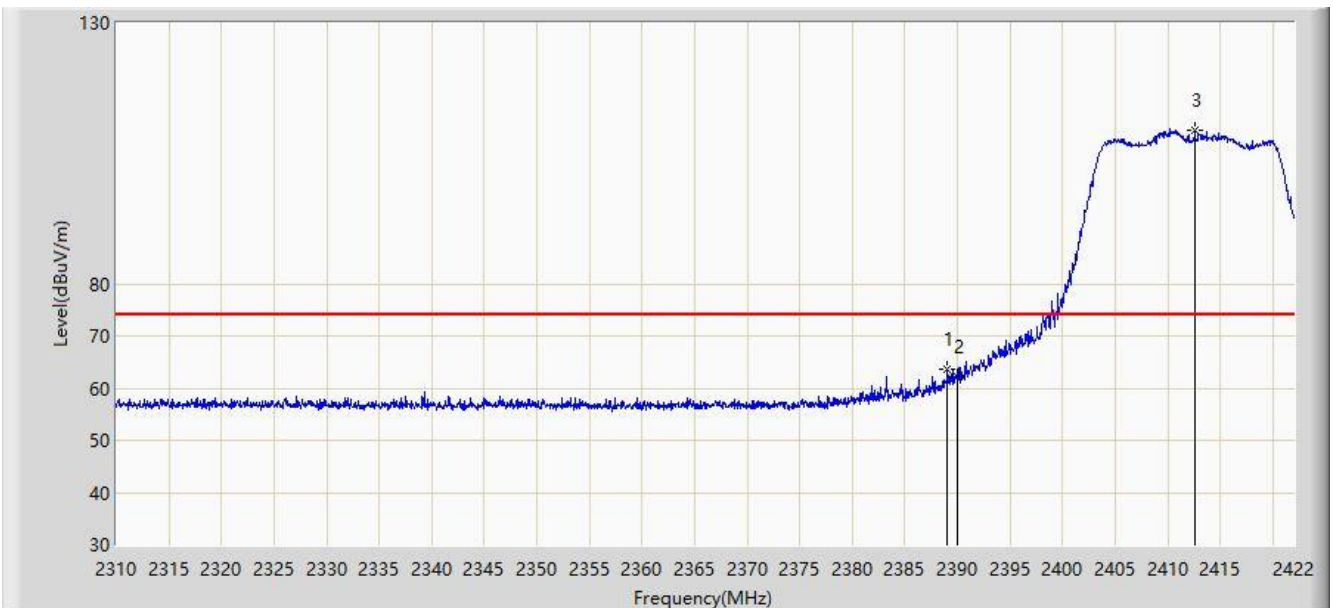


No	Flag	Mark	Frequency (MHz)	Measure Level (dBuV/m)	Reading Level (dBuV)	Margin (dB)	Limit (dBuV/m)	Factor (dB)	Type
1			2390.000	49.048	19.189	-4.952	54.000	29.859	AV
2		*	2406.320	101.293	71.475	N/A	N/A	29.818	AV

Note: Measure Level (dBuV/m) = Reading Level (dBuV) + Factor (dB)

Factor (dB) = Cable Loss (dB) + Antenna Factor (dB/m)

Site: AC2	Time: 2019/10/05 - 16:10
Limit: FCC_Part15.209(3m)	Engineer: Bacon Dong
Probe: BBHA9120D_1-18GHz	Polarity: Vertical
EUT: OmniAccess Stellar	Power: AC 120V/60Hz
Test Mode: Transmit by 802.11n-HT20 at Channel 2412MHz	

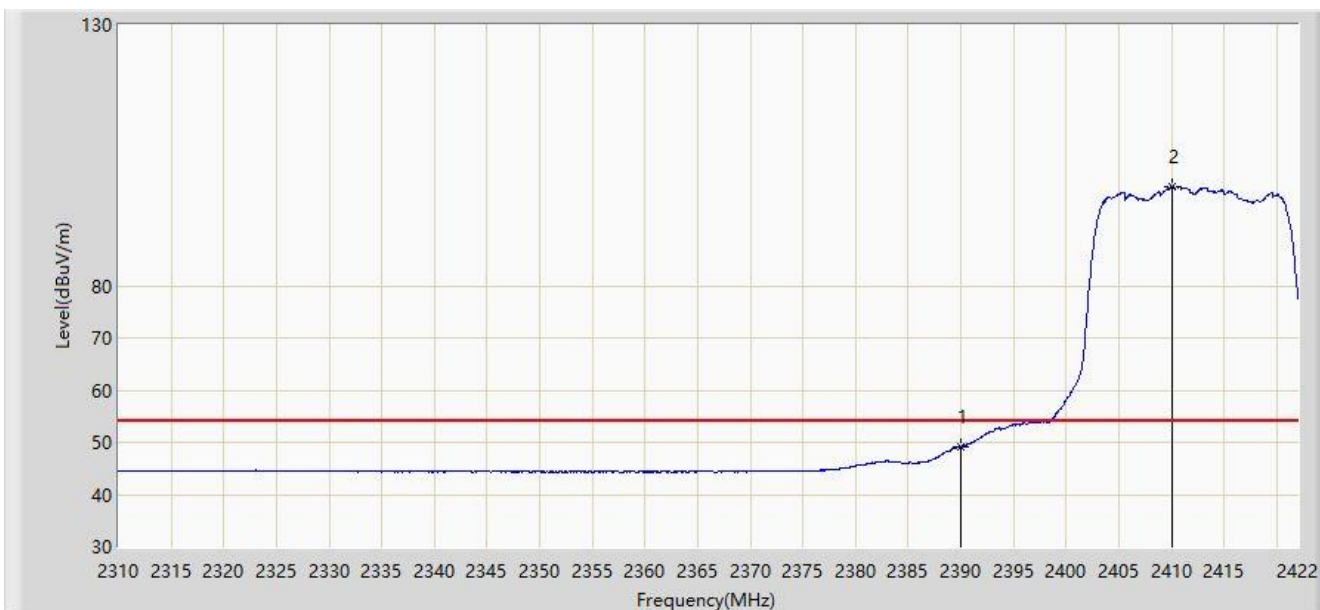


No	Flag	Mark	Frequency (MHz)	Measure Level (dBuV/m)	Reading Level (dBuV)	Margin (dB)	Limit (dBuV/m)	Factor (dB)	Type
1			2389.072	63.675	33.814	-10.325	74.000	29.861	PK
2			2390.000	62.086	32.227	-11.914	74.000	29.859	PK
3		*	2412.592	109.399	79.596	N/A	N/A	29.803	PK

Note: Measure Level (dBuV/m) = Reading Level (dBuV) + Factor (dB)

Factor (dB) = Cable Loss (dB) + Antenna Factor (dB/m)

Site: AC2	Time: 2019/10/05 - 16:10
Limit: FCC_Part15.209(3m)	Engineer: Bacon Dong
Probe: BBHA9120D_1-18GHz	Polarity: Vertical
EUT: OmniAccess Stellar	Power: AC 120V/60Hz
Test Mode: Transmit by 802.11n-HT20 at Channel 2412MHz	

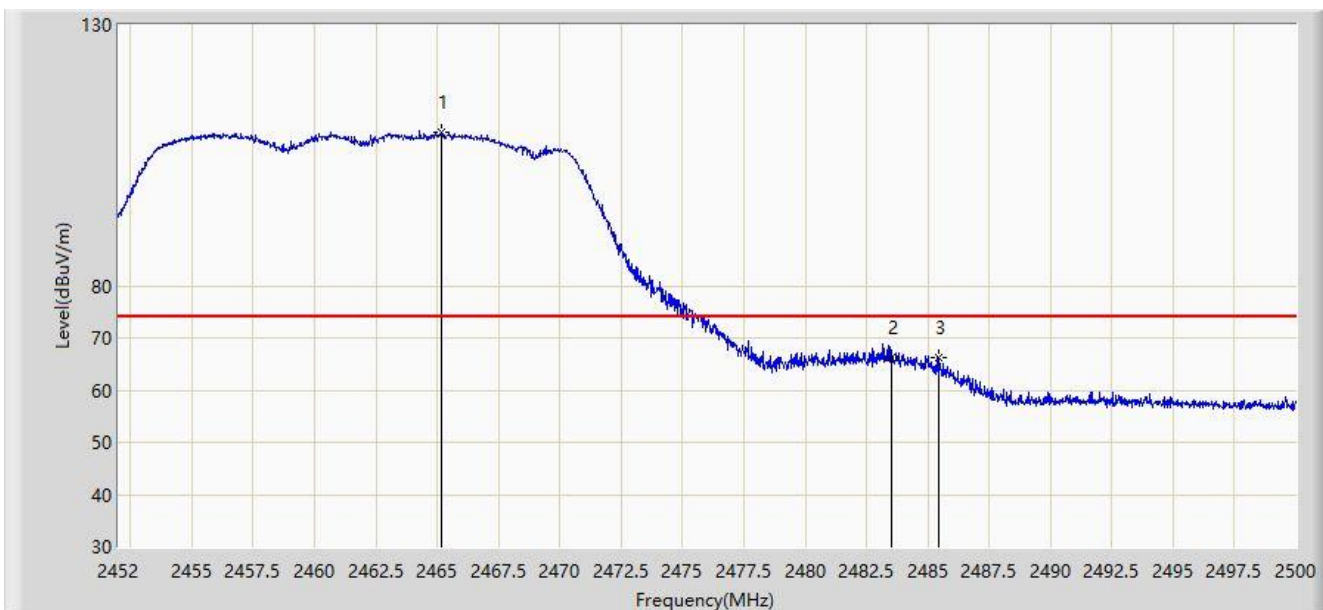


No	Flag	Mark	Frequency (MHz)	Measure Level (dBuV/m)	Reading Level (dBuV)	Margin (dB)	Limit (dBuV/m)	Factor (dB)	Type
1			2390.000	49.232	19.373	-4.768	54.000	29.859	AV
2		*	2410.128	99.113	69.305	N/A	N/A	29.808	AV

Note: Measure Level (dBuV/m) = Reading Level (dBuV) + Factor (dB)

Factor (dB) = Cable Loss (dB) + Antenna Factor (dB/m)

Site: AC2	Time: 2019/10/05 - 16:13
Limit: FCC_Part15.209(3m)	Engineer: Bacon Dong
Probe: BBHA9120D_1-18GHz	Polarity: Horizontal
EUT: OmniAccess Stellar	Power: AC 120V/60Hz
Test Mode: Transmit by 802.11n-HT20 at Channel 2462MHz	

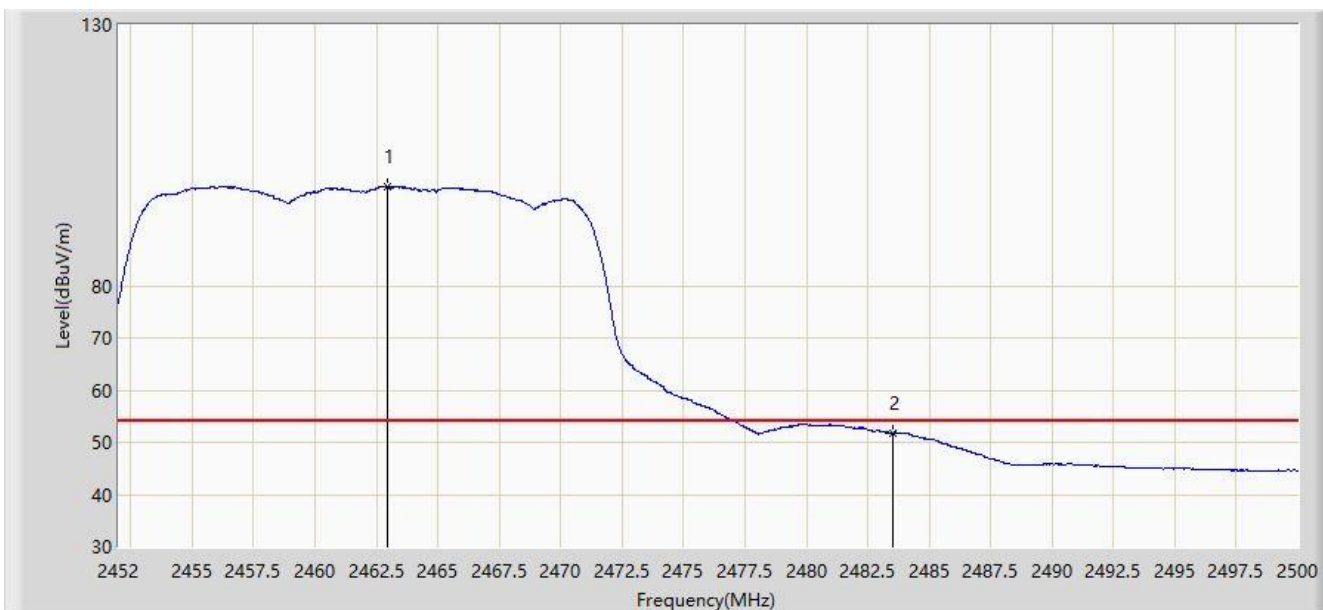


No	Flag	Mark	Frequency (MHz)	Measure Level (dBuV/m)	Reading Level (dBuV)	Margin (dB)	Limit (dBuV/m)	Factor (dB)	Type
1		*	2465.176	109.359	79.619	N/A	N/A	29.740	PK
2			2483.500	66.269	36.495	-7.731	74.000	29.774	PK
3			2485.456	66.298	36.521	-7.702	74.000	29.777	PK

Note: Measure Level (dBuV/m) = Reading Level (dBuV) + Factor (dB)

Factor (dB) = Cable Loss (dB) + Antenna Factor (dB/m)

Site: AC2	Time: 2019/10/05 - 16:15
Limit: FCC_Part15.209(3m)	Engineer: Bacon Dong
Probe: BBHA9120D_1-18GHz	Polarity: Horizontal
EUT: OmniAccess Stellar	Power: AC 120V/60Hz
Test Mode: Transmit by 802.11n-HT20 at Channel 2462MHz	

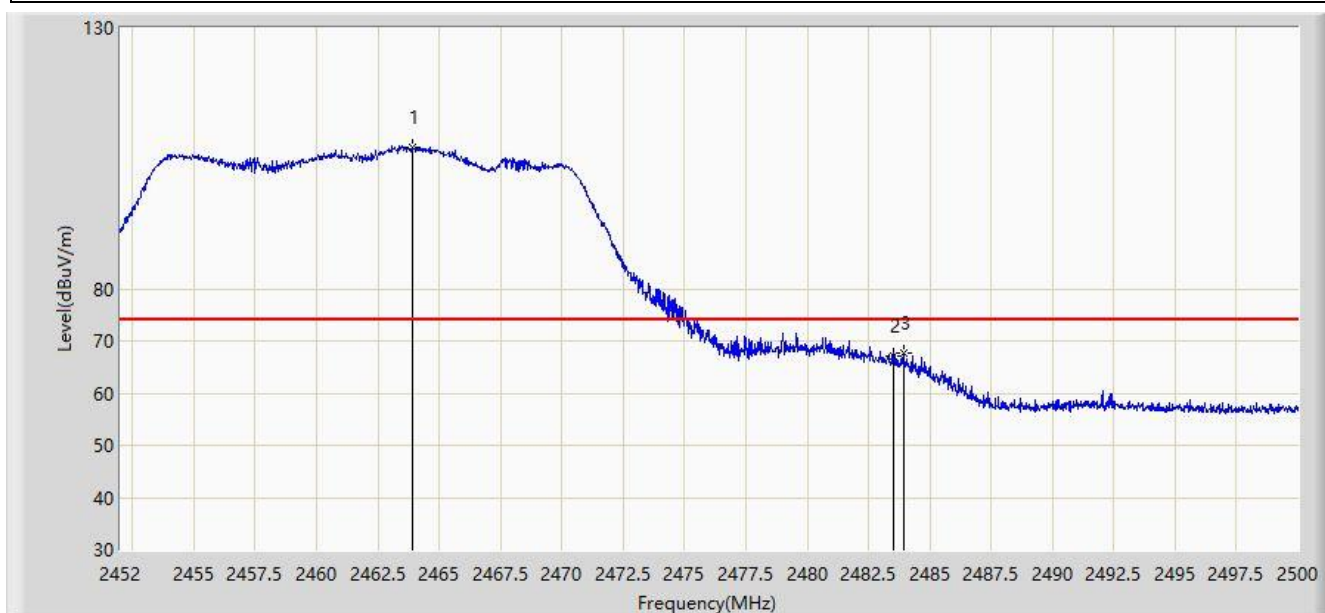


No	Flag	Mark	Frequency (MHz)	Measure Level (dBuV/m)	Reading Level (dBuV)	Margin (dB)	Limit (dBuV/m)	Factor (dB)	Type
1		*	2462.944	99.117	69.380	N/A	N/A	29.737	AV
2			2483.500	51.830	22.056	-2.170	54.000	29.774	AV

Note: Measure Level (dBuV/m) = Reading Level (dBuV) + Factor (dB)

Factor (dB) = Cable Loss (dB) + Antenna Factor (dB/m)

Site: AC2	Time: 2019/10/05 - 16:17
Limit: FCC_Part15.209(3m)	Engineer: Bacon Dong
Probe: BBHA9120D_1-18GHz	Polarity: Vertical
EUT: OmniAccess Stellar	Power: AC 120V/60Hz
Test Mode: Transmit by 802.11n-HT20 at Channel 2462MHz	

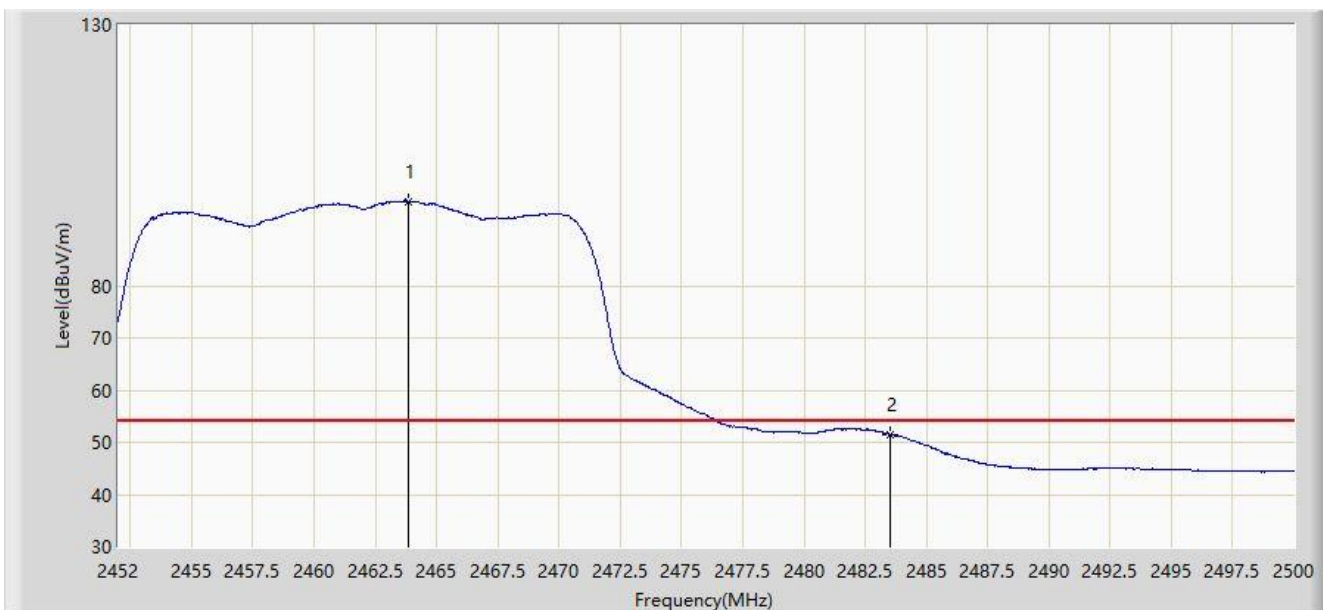


No	Flag	Mark	Frequency (MHz)	Measure Level (dBuV/m)	Reading Level (dBuV)	Margin (dB)	Limit (dBuV/m)	Factor (dB)	Type
1		*	2463.880	107.241	77.503	N/A	N/A	29.738	PK
2			2483.500	67.146	37.372	-6.854	74.000	29.774	PK
3			2483.920	67.662	37.888	-6.338	74.000	29.774	PK

Note: Measure Level (dBuV/m) = Reading Level (dBuV) + Factor (dB)

Factor (dB) = Cable Loss (dB) + Antenna Factor (dB/m)

Site: AC2	Time: 2019/10/05 - 16:17
Limit: FCC_Part15.209(3m)	Engineer: Bacon Dong
Probe: BBHA9120D_1-18GHz	Polarity: Vertical
EUT: OmniAccess Stellar	Power: AC 120V/60Hz
Test Mode: Transmit by 802.11n-HT20 at Channel 2462MHz	

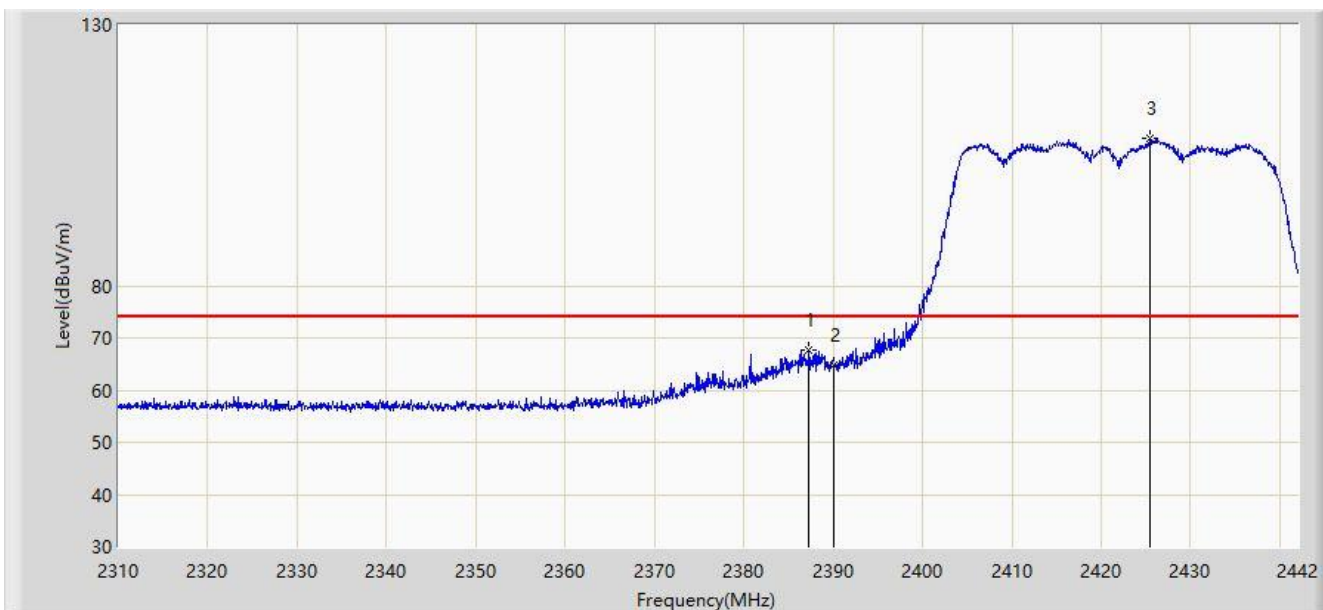


No	Flag	Mark	Frequency (MHz)	Measure Level (dBuV/m)	Reading Level (dBuV)	Margin (dB)	Limit (dBuV/m)	Factor (dB)	Type
1		*	2463.856	96.090	66.352	N/A	N/A	29.738	AV
2			2483.500	51.513	21.739	-2.487	54.000	29.774	AV

Note: Measure Level (dBuV/m) = Reading Level (dBuV) + Factor (dB)

Factor (dB) = Cable Loss (dB) + Antenna Factor (dB/m)

Site: AC2	Time: 2019/10/05 - 16:28
Limit: FCC_Part15.209(3m)	Engineer: Bacon Dong
Probe: BBHA9120D_1-18GHz	Polarity: Horizontal
EUT: OmniAccess Stellar	Power: AC 120V/60Hz
Test Mode: Transmit by 802.11n-HT40 at Channel 2422MHz	

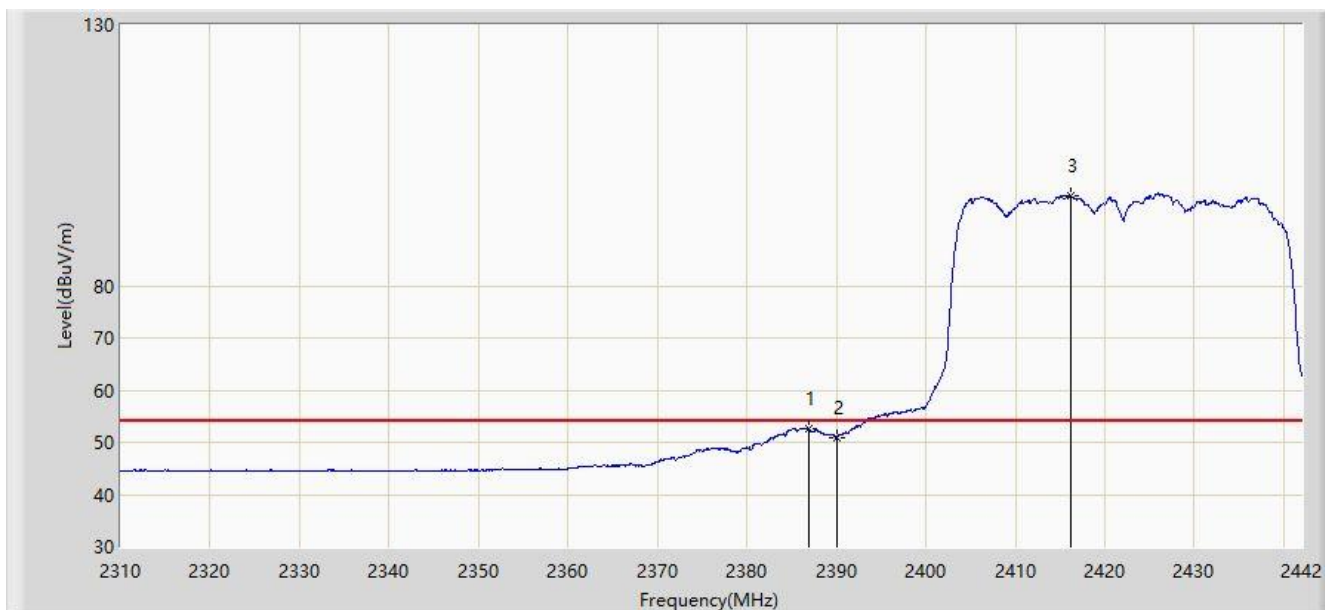


No	Flag	Mark	Frequency (MHz)	Measure Level (dBuV/m)	Reading Level (dBuV)	Margin (dB)	Limit (dBuV/m)	Factor (dB)	Type
1			2387.286	67.687	37.821	-6.313	74.000	29.866	PK
2			2390.000	64.728	34.869	-9.272	74.000	29.859	PK
3		*	2425.434	108.191	78.419	N/A	N/A	29.772	PK

Note: Measure Level (dBuV/m) = Reading Level (dBuV) + Factor (dB)

Factor (dB) = Cable Loss (dB) + Antenna Factor (dB/m)

Site: AC2	Time: 2019/10/05 - 16:26
Limit: FCC_Part15.209(3m)	Engineer: Bacon Dong
Probe: BBHA9120D_1-18GHz	Polarity: Horizontal
EUT: OmniAccess Stellar	Power: AC 120V/60Hz
Test Mode: Transmit by 802.11n-HT40 at Channel 2422MHz	

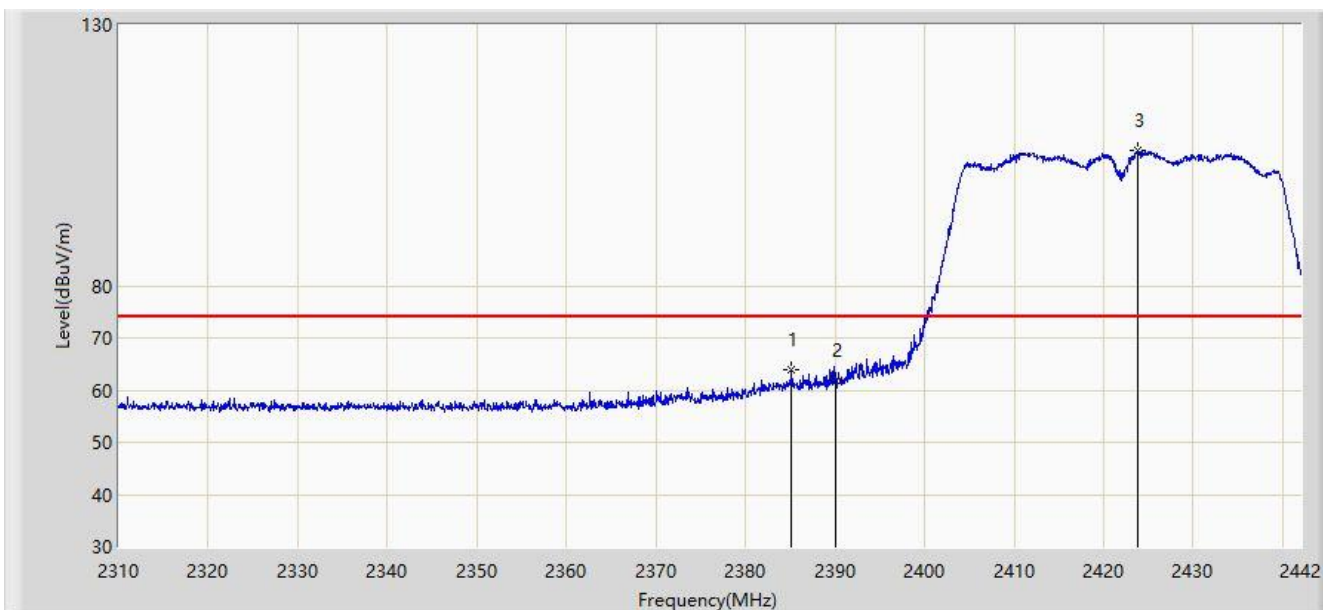


No	Flag	Mark	Frequency (MHz)	Measure Level (dBuV/m)	Reading Level (dBuV)	Margin (dB)	Limit (dBuV/m)	Factor (dB)	Type
1			2386.890	52.517	22.650	-1.483	54.000	29.867	AV
2			2390.000	50.863	21.004	-3.137	54.000	29.859	AV
3		*	2416.260	97.348	67.554	N/A	N/A	29.794	AV

Note: Measure Level (dBuV/m) = Reading Level (dBuV) + Factor (dB)

Factor (dB) = Cable Loss (dB) + Antenna Factor (dB/m)

Site: AC2	Time: 2019/10/05 - 16:29
Limit: FCC_Part15.209(3m)	Engineer: Bacon Dong
Probe: BBHA9120D_1-18GHz	Polarity: Vertical
EUT: OmniAccess Stellar	Power: AC 120V/60Hz
Test Mode: Transmit by 802.11n-HT40 at Channel 2422MHz	

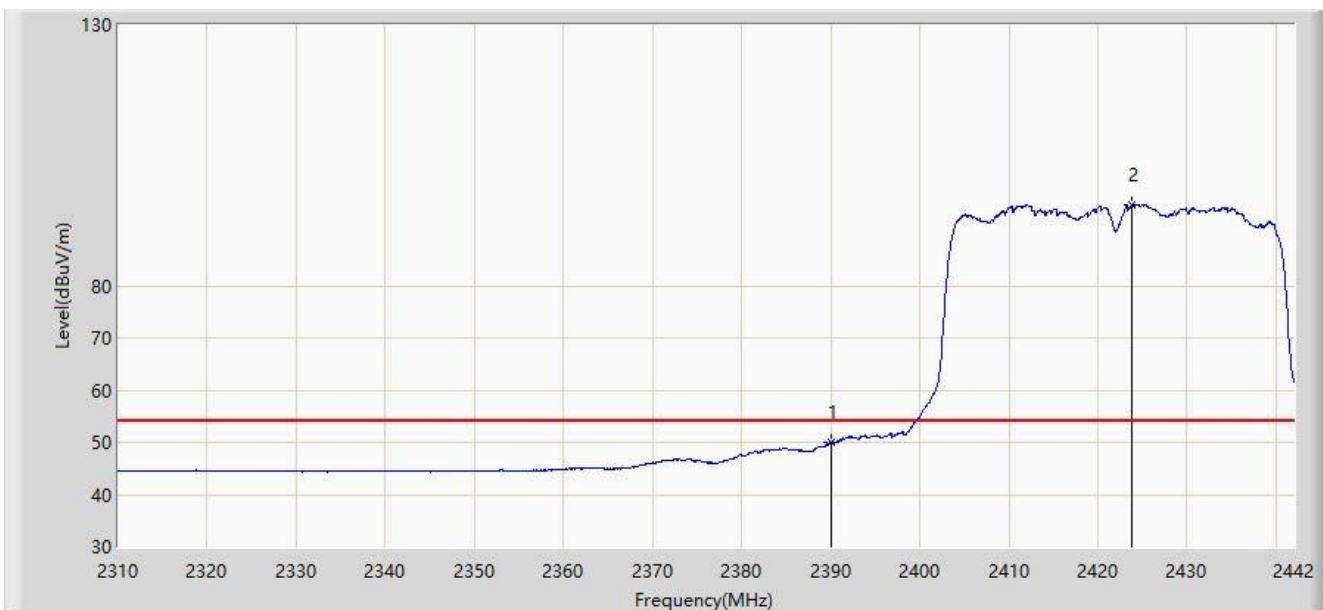


No	Flag	Mark	Frequency (MHz)	Measure Level (dBuV/m)	Reading Level (dBuV)	Margin (dB)	Limit (dBuV/m)	Factor (dB)	Type
1			2385.174	63.830	33.959	-10.170	74.000	29.871	PK
2			2390.000	61.875	32.016	-12.125	74.000	29.859	PK
3		*	2423.850	106.056	76.280	N/A	N/A	29.776	PK

Note: Measure Level (dBuV/m) = Reading Level (dBuV) + Factor (dB)

Factor (dB) = Cable Loss (dB) + Antenna Factor (dB/m)

Site: AC2	Time: 2019/10/05 - 16:30
Limit: FCC_Part15.209(3m)	Engineer: Bacon Dong
Probe: BBHA9120D_1-18GHz	Polarity: Vertical
EUT: OmniAccess Stellar	Power: AC 120V/60Hz
Test Mode: Transmit by 802.11n-HT40 at Channel 2422MHz	

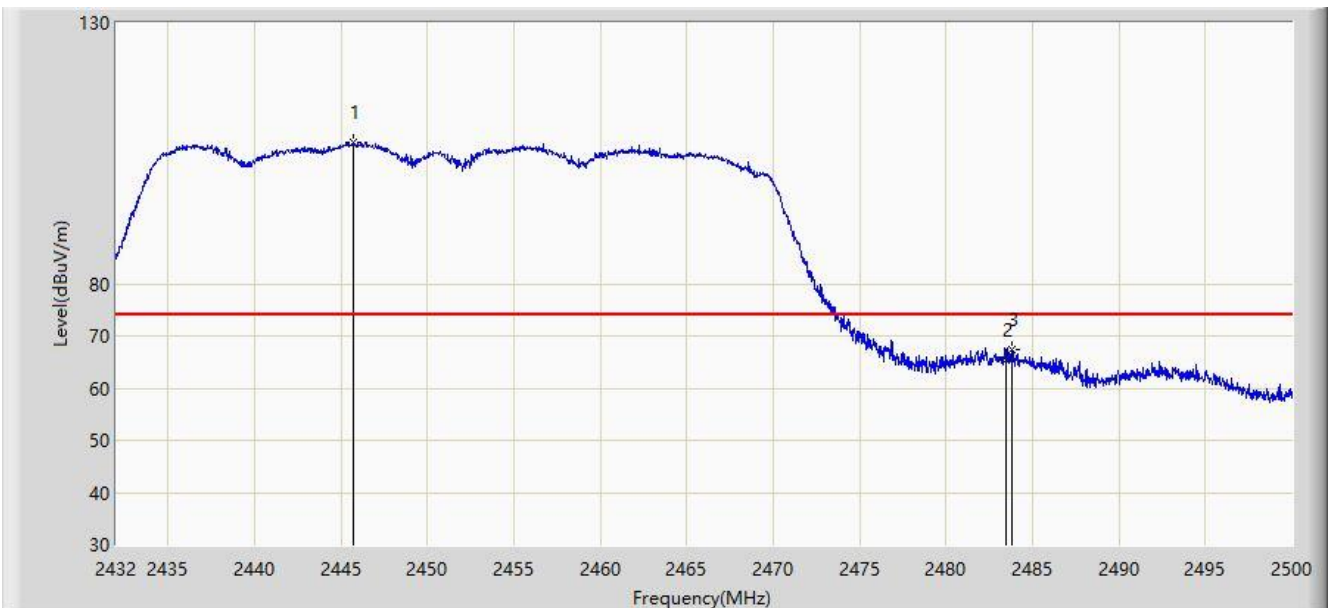


No	Flag	Mark	Frequency (MHz)	Measure Level (dBuV/m)	Reading Level (dBuV)	Margin (dB)	Limit (dBuV/m)	Factor (dB)	Type
1			2390.000	49.948	20.089	-4.052	54.000	29.859	AV
2		*	2423.784	95.381	65.605	N/A	N/A	29.776	AV

Note: Measure Level (dBuV/m) = Reading Level (dBuV) + Factor (dB)

Factor (dB) = Cable Loss (dB) + Antenna Factor (dB/m)

Site: AC2	Time: 2019/10/05 - 16:36
Limit: FCC_Part15.209(3m)	Engineer: Bacon Dong
Probe: BBHA9120D_1-18GHz	Polarity: Horizontal
EUT: OmniAccess Stellar	Power: AC 120V/60Hz
Test Mode: Transmit by 802.11n-HT40 at Channel 2452MHz	

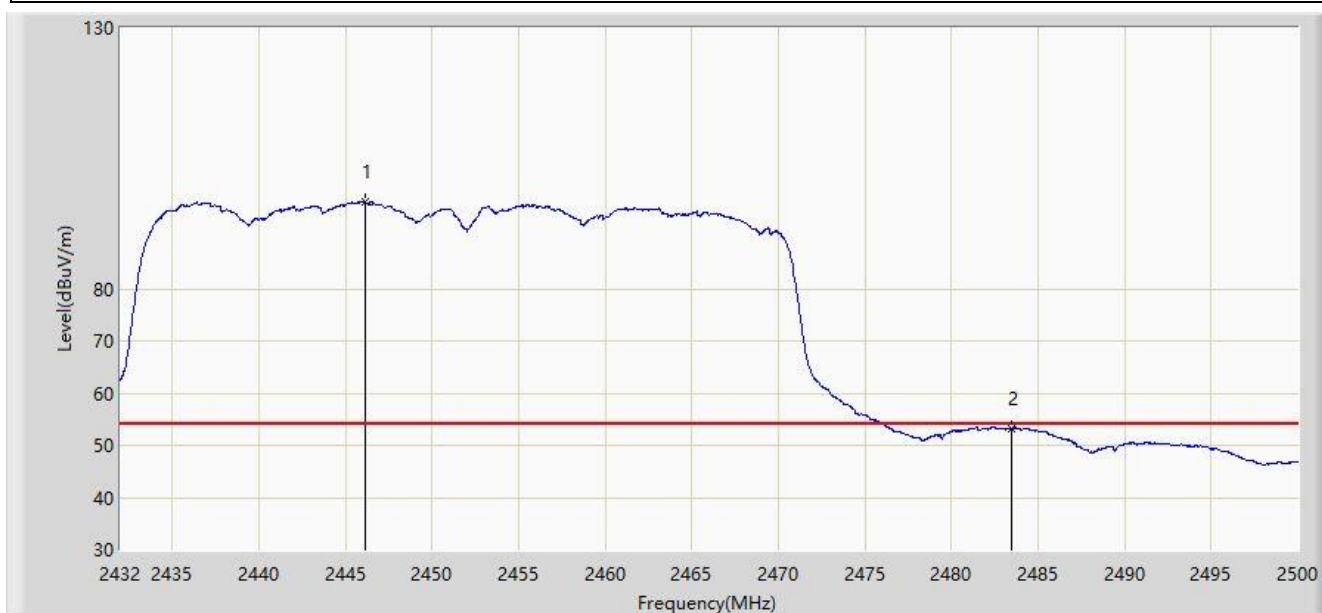


No	Flag	Mark	Frequency (MHz)	Measure Level (dBuV/m)	Reading Level (dBuV)	Margin (dB)	Limit (dBuV/m)	Factor (dB)	Type
1		*	2445.736	107.238	77.515	N/A	N/A	29.723	PK
2			2483.500	65.480	35.706	-8.520	74.000	29.774	PK
3			2483.782	67.469	37.695	-6.531	74.000	29.774	PK

Note: Measure Level (dBuV/m) = Reading Level (dBuV) + Factor (dB)

Factor (dB) = Cable Loss (dB) + Antenna Factor (dB/m)

Site: AC2	Time: 2019/10/05 - 16:34
Limit: FCC_Part15.209(3m)	Engineer: Bacon Dong
Probe: BBHA9120D_1-18GHz	Polarity: Horizontal
EUT: OmniAccess Stellar	Power: AC 120V/60Hz
Test Mode: Transmit by 802.11n-HT40 at Channel 2452MHz	

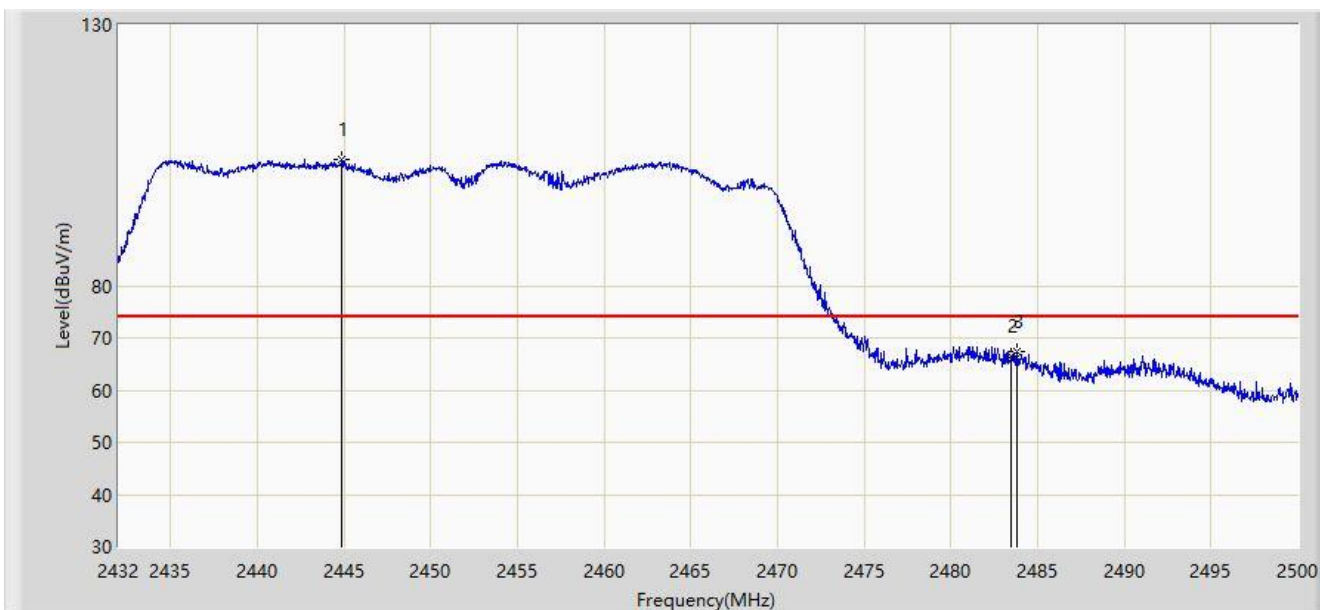


No	Flag	Mark	Frequency (MHz)	Measure Level (dBuV/m)	Reading Level (dBuV)	Margin (dB)	Limit (dBuV/m)	Factor (dB)	Type
1		*	2446.144	96.654	66.932	N/A	N/A	29.722	AV
2			2483.500	53.256	23.482	-0.744	54.000	29.774	AV

Note: Measure Level (dBuV/m) = Reading Level (dBuV) + Factor (dB)

Factor (dB) = Cable Loss (dB) + Antenna Factor (dB/m)

Site: AC2	Time: 2019/10/05 - 16:37
Limit: FCC_Part15.209(3m)	Engineer: Bacon Dong
Probe: BBHA9120D_1-18GHz	Polarity: Vertical
EUT: OmniAccess Stellar	Power: AC 120V/60Hz
Test Mode: Transmit by 802.11n-HT40 at Channel 2452MHz	

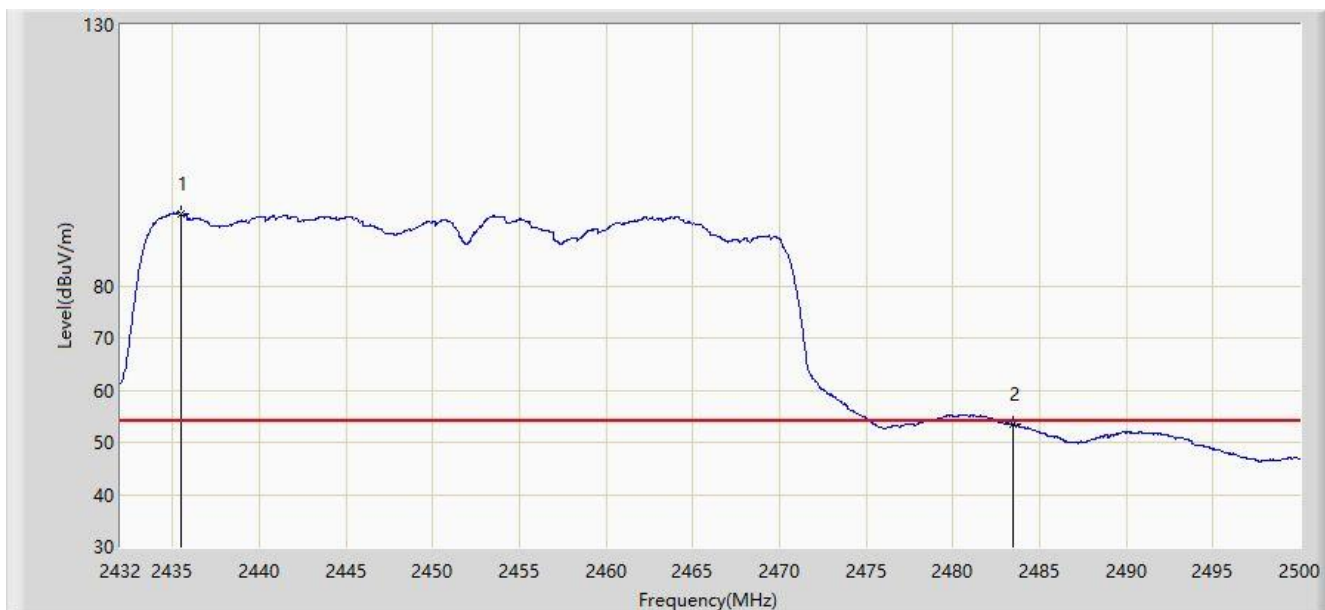


No	Flag	Mark	Frequency (MHz)	Measure Level (dBuV/m)	Reading Level (dBuV)	Margin (dB)	Limit (dBuV/m)	Factor (dB)	Type
1		*	2444.886	104.123	74.398	N/A	N/A	29.725	PK
2			2483.500	66.516	36.742	-7.484	74.000	29.774	PK
3			2483.850	67.415	37.641	-6.585	74.000	29.774	PK

Note: Measure Level (dBuV/m) = Reading Level (dBuV) + Factor (dB)

Factor (dB) = Cable Loss (dB) + Antenna Factor (dB/m)

Site: AC2	Time: 2019/10/05 - 16:38
Limit: FCC_Part15.209(3m)	Engineer: Bacon Dong
Probe: BBHA9120D_1-18GHz	Polarity: Vertical
EUT: OmniAccess Stellar	Power: AC 120V/60Hz
Test Mode: Transmit by 802.11n-HT40 at Channel 2452MHz	

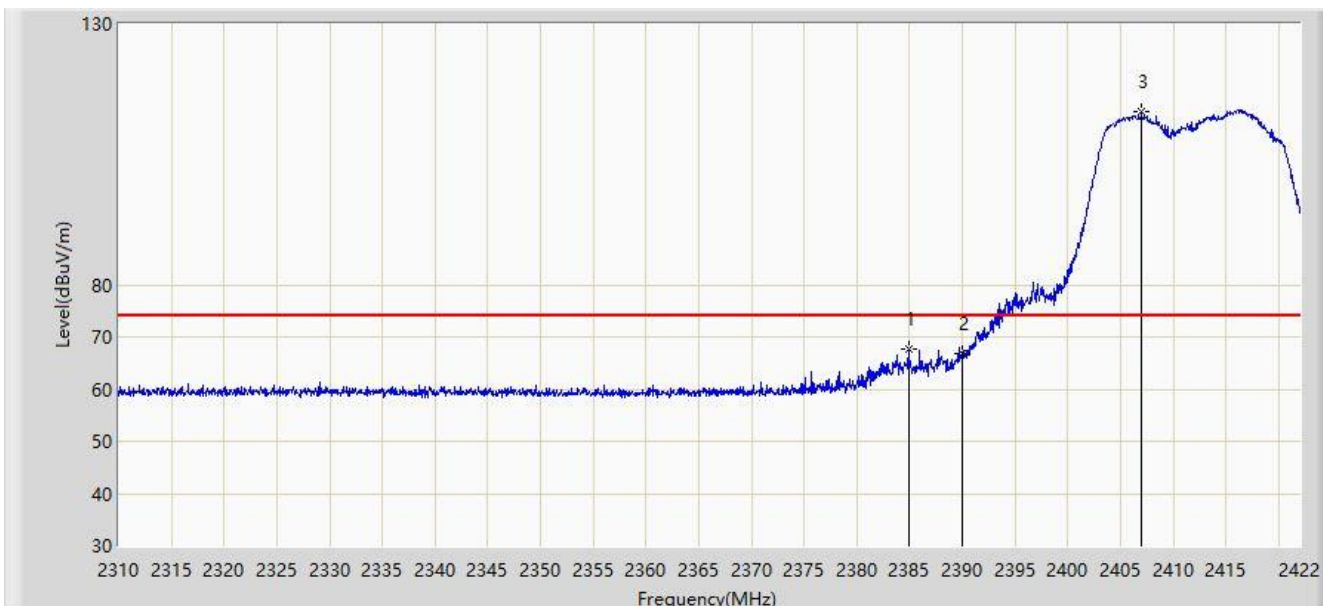


No	Flag	Mark	Frequency (MHz)	Measure Level (dBuV/m)	Reading Level (dBuV)	Margin (dB)	Limit (dBuV/m)	Factor (dB)	Type
1		*	2435.468	93.832	64.084	N/A	N/A	29.748	AV
2			2483.500	53.436	23.662	-0.564	54.000	29.774	AV

Note: Measure Level (dBuV/m) = Reading Level (dBuV) + Factor (dB)

Factor (dB) = Cable Loss (dB) + Antenna Factor (dB/m)

Site: AC1	Time: 2019/10/19 - 05:03
Limit: FCC_Part15.209(3m)	Engineer: Bacon Dong
Probe: BBHA9120D_1-18GHz	Polarity: Horizontal
EUT: OmniAccess Stellar	Power: AC 120V/60Hz
Test Mode: Transmit by 802.11VHT20 at Channel 2412MHz	

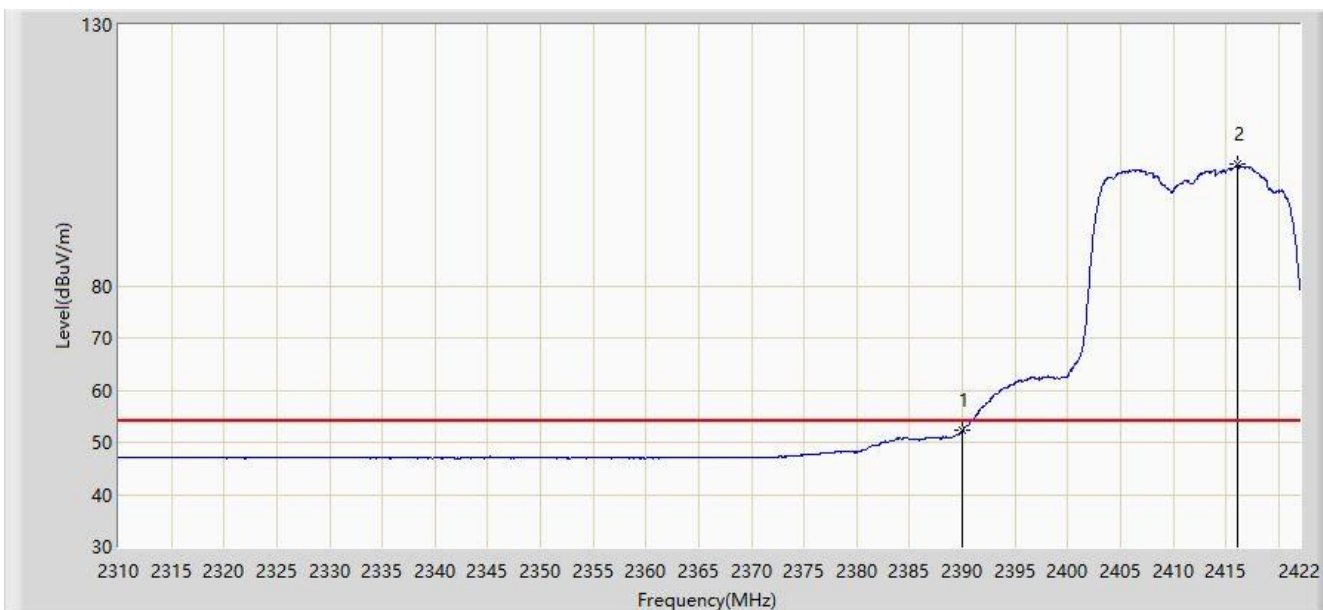


No	Mark	Frequency (MHz)	Measure Level (dBuV/m)	Reading Level (dBuV)	Margin (dB)	Limit (dBuV/m)	Factor (dB)	Type
1		2384.928	67.598	35.176	-6.402	74.000	32.422	PK
2		2390.000	66.780	34.367	-7.220	74.000	32.413	PK
3	*	2406.992	113.325	80.935	N/A	N/A	32.390	PK

Note: Measure Level (dBuV/m) = Reading Level (dBuV) + Factor (dB)

Factor (dB) = Cable Loss (dB) + Antenna Factor (dB/m)

Site: AC1	Time: 2019/10/19 - 05:04
Limit: FCC_Part15.209(3m)	Engineer: Bacon Dong
Probe: BBHA9120D_1-18GHz	Polarity: Horizontal
EUT: OmniAccess Stellar	Power: AC 120V/60Hz
Test Mode: Transmit by 802.11VHT20 at Channel 2412MHz	

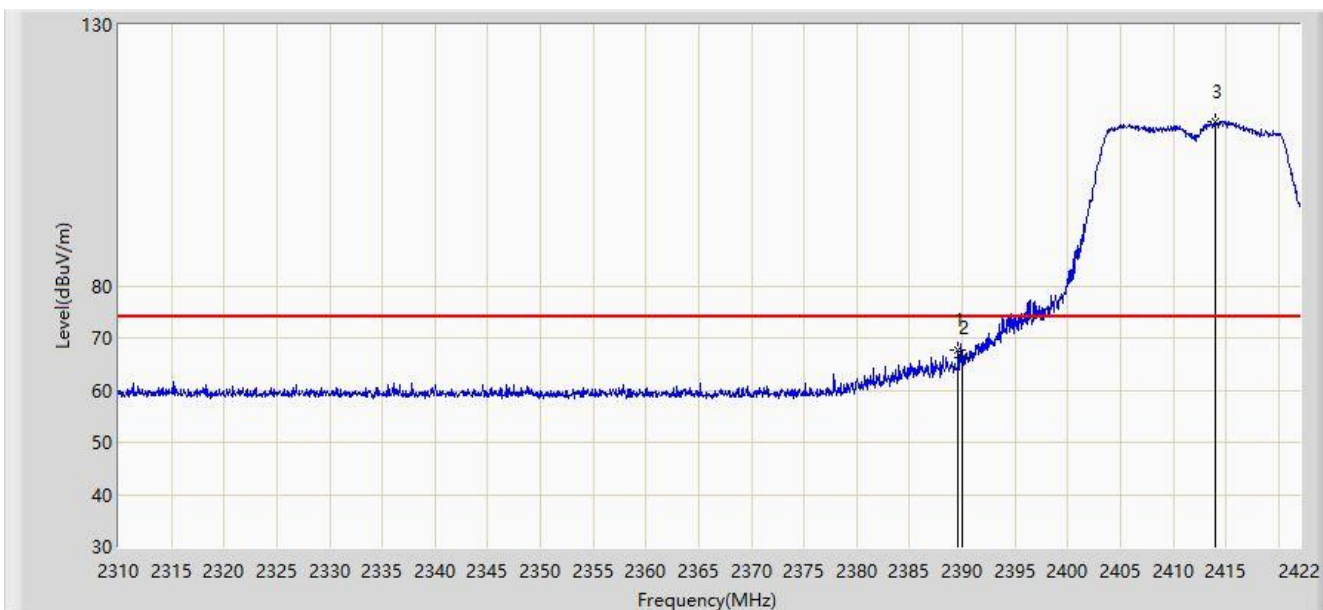


No	Mark	Frequency (MHz)	Measure Level (dBuV/m)	Reading Level (dBuV)	Margin (dB)	Limit (dBuV/m)	Factor (dB)	Type
1		2390.000	52.251	19.838	-1.749	54.000	32.413	AV
2	*	2416.064	103.198	70.818	N/A	N/A	32.379	AV

Note: Measure Level (dBuV/m) = Reading Level (dBuV) + Factor (dB)

Factor (dB) = Cable Loss (dB) + Antenna Factor (dB/m)

Site: AC1	Time: 2019/10/19 - 05:02
Limit: FCC_Part15.209(3m)	Engineer: Bacon Dong
Probe: BBHA9120D_1-18GHz	Polarity: Vertical
EUT: OmniAccess Stellar	Power: AC 120V/60Hz
Test Mode: Transmit by 802.11VHT20 at Channel 2412MHz	

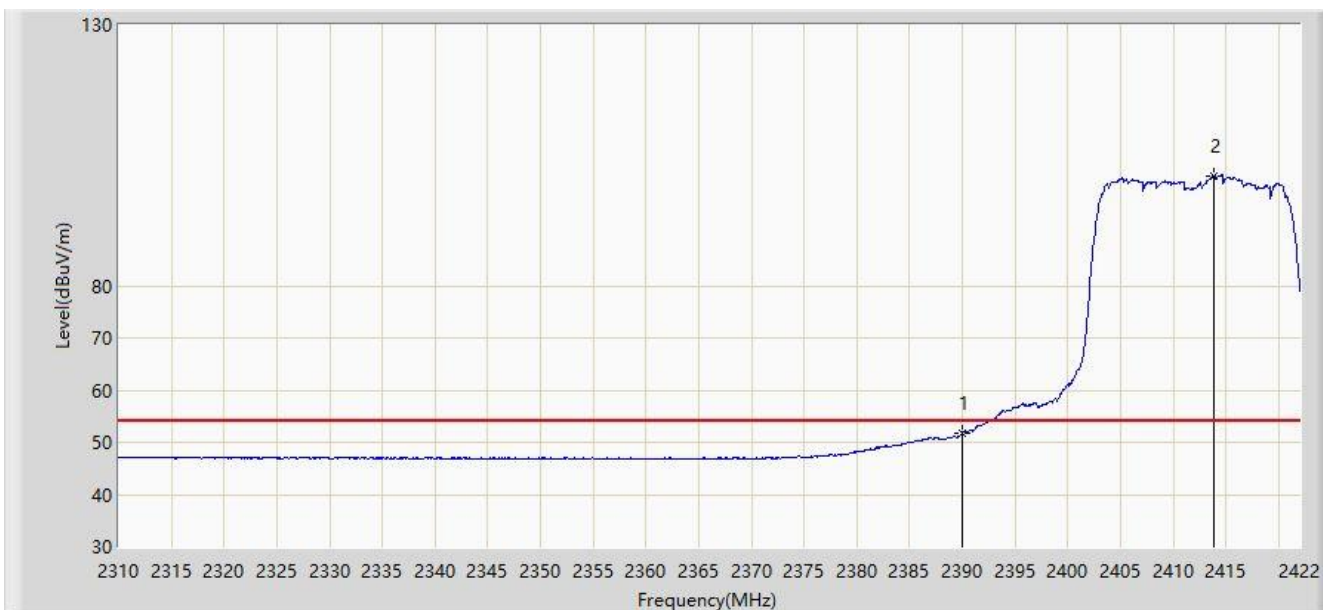


No	Mark	Frequency (MHz)	Measure Level (dBuV/m)	Reading Level (dBuV)	Margin (dB)	Limit (dBuV/m)	Factor (dB)	Type
1		2389.632	67.612	35.199	-6.388	74.000	32.414	PK
2		2390.000	66.127	33.714	-7.873	74.000	32.413	PK
3	*	2413.936	111.554	79.172	N/A	N/A	32.382	PK

Note: Measure Level (dBuV/m) = Reading Level (dBuV) + Factor (dB)

Factor (dB) = Cable Loss (dB) + Antenna Factor (dB/m)

Site: AC1	Time: 2019/10/19 - 04:59
Limit: FCC_Part15.209(3m)	Engineer: Bacon Dong
Probe: BBHA9120D_1-18GHz	Polarity: Vertical
EUT: OmniAccess Stellar	Power: AC 120V/60Hz
Test Mode: Transmit by 802.11VHT20 at Channel 2412MHz	



No	Mark	Frequency (MHz)	Measure Level (dBuV/m)	Reading Level (dBuV)	Margin (dB)	Limit (dBuV/m)	Factor (dB)	Type
1		2390.000	51.831	19.418	-2.169	54.000	32.413	AV
2	*	2413.824	100.982	68.600	N/A	N/A	32.382	AV

Note: Measure Level (dBuV/m) = Reading Level (dBuV) + Factor (dB)

Factor (dB) = Cable Loss (dB) + Antenna Factor (dB/m)