

Test Result of EUT ceased transmission (NII-7 Band)

802.11ax-HE20 / CH153



802.11ax-HE160 / CH143 (Low Edge)



802.11ax-HE160 / CH143 (Middle)

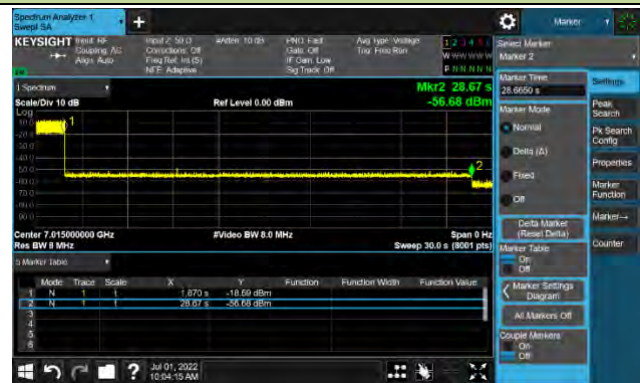


802.11ax-HE160 / CH143 (High Edge)



Test Result of EUT ceased transmission (NII-8 Band)

802.11ax-HE20 / CH213



802.11ax-HE160 / CH207 (Low Edge)



802.11ax-HE160 / CH207 (Middle)



802.11ax-HE160 / CH207 (High Edge)



A.8 Radiated Spurious Emission Test Result

Product	OmniAccess Stellar	Test Engineer	Mero Zhou
Test Site	SIP-AC3	Test Date	2022/04/26
Test Mode	802.11ax-HE20	Test Channel	01
Remark	1. Average measurement was not performed if peak level lower than average limit. 2. Other frequency was 20dB below limit line within 1-18GHz, there is not show in the report.		

Mark	Frequency (MHz)	Reading Level (dB μ V)	Factor (dB/m)	Measure Level (dB μ V/m)	Limit (dB μ V/m)	Margin (dB)	Detector	Polarization
*	9644.5	50.8	-2.9	47.9	88.2	-40.3	Peak	Horizontal
*	10358.5	53.4	-2.6	50.8	88.2	-37.4	Peak	Horizontal
	10979.0	48.3	-2.6	45.7	74.0	-28.3	Peak	Horizontal
	12339.0	49.1	-2.5	46.6	74.0	-27.4	Peak	Horizontal
*	9644.5	51.7	-2.9	48.8	88.2	-39.4	Peak	Vertical
*	10358.5	50.9	-2.6	48.3	88.2	-39.9	Peak	Vertical
	14472.5	48.8	2.4	51.2	74.0	-22.8	Peak	Vertical
	14472.5	44.2	2.4	46.6	54.0	-7.4	Average	Vertical
	15705.0	46.4	3.9	50.3	74.0	-23.7	Peak	Vertical

Note 1: "*" is not in restricted band.

Note 2: Measure Level (dB μ V/m) = Reading Level (dB μ V) + Factor (dB/m)

Factor (dB/m) = Cable Loss (dB) + Antenna Factor (dB/m) - Pre_Amplifier Gain (dB)

Product	OmniAccess Stellar	Test Engineer	Mero Zhou
Test Site	SIP-AC3	Test Date	2022/04/26
Test Mode	802.11ax-HE20	Test Channel	49
Remark	1. Average measurement was not performed if peak level lower than average limit. 2. Other frequency was 20dB below limit line within 1-18GHz, there is not show in the report.		

Mark	Frequency (MHz)	Reading Level (dBμV)	Factor (dB/m)	Measure Level (dBμV/m)	Limit (dBμV/m)	Margin (dB)	Detector	Polarization
*	9644.5	49.6	-2.9	46.7	88.2	-41.5	Peak	Horizontal
*	10358.5	53.8	-2.6	51.2	88.2	-37.0	Peak	Horizontal
	11242.5	49.4	-2.6	46.8	74.0	-27.2	Peak	Horizontal
	15433.0	46.5	4.0	50.5	74.0	-23.5	Peak	Horizontal
*	9644.5	52.4	-2.9	49.5	88.2	-38.7	Peak	Vertical
*	10358.5	50.5	-2.6	47.9	88.2	-40.3	Peak	Vertical
	14472.5	49.7	2.4	52.1	74.0	-21.9	Peak	Vertical
	14472.5	45.4	2.4	47.8	54.0	-6.2	Average	Vertical
	15892.0	46.7	3.8	50.5	74.0	-23.5	Peak	Vertical

Note 1: "*" is not in restricted band.

Note 2: Measure Level (dBμV/m) = Reading Level (dBμV) + Factor (dB/m)

Factor (dB/m) = Cable Loss (dB) + Antenna Factor (dB/m) - Pre_Amplifier Gain (dB)

Product	OmniAccess Stellar	Test Engineer	Mero Zhou
Test Site	SIP-AC3	Test Date	2022/04/26
Test Mode	802.11ax-HE20	Test Channel	93
Remark	1. Average measurement was not performed if peak level lower than average limit. 2. Other frequency was 20dB below limit line within 1-18GHz, there is not show in the report.		

Mark	Frequency (MHz)	Reading Level (dBμV)	Factor (dB/m)	Measure Level (dBμV/m)	Limit (dBμV/m)	Margin (dB)	Detector	Polarization
*	9644.5	49.5	-2.9	46.6	88.2	-41.6	Peak	Horizontal
*	10358.5	53.4	-2.6	50.8	88.2	-37.4	Peak	Horizontal
	14472.5	47.1	2.4	49.5	74.0	-24.5	Peak	Horizontal
	15713.5	47.0	3.7	50.7	74.0	-23.3	Peak	Horizontal
*	9644.5	53.0	-2.9	50.1	88.2	-38.1	Peak	Vertical
*	10358.5	50.0	-2.6	47.4	88.2	-40.8	Peak	Vertical
	14472.5	47.8	2.4	50.2	74.0	-23.8	Peak	Vertical
	15705.0	46.0	3.9	49.9	74.0	-24.1	Peak	Vertical

Note 1: "*" is not in restricted band.

Note 2: Measure Level (dBμV/m) = Reading Level (dBμV) + Factor (dB/m)

Factor (dB/m) = Cable Loss (dB) + Antenna Factor (dB/m) - Pre_Amplifier Gain (dB)

Product	OmniAccess Stellar	Test Engineer	Mero Zhou
Test Site	SIP-AC3	Test Date	2022/04/26
Test Mode	802.11ax-HE20	Test Channel	97
Remark	1. Average measurement was not performed if peak level lower than average limit. 2. Other frequency was 20dB below limit line within 1-18GHz, there is not show in the report.		

Mark	Frequency (MHz)	Reading Level (dBμV)	Factor (dB/m)	Measure Level (dBμV/m)	Limit (dBμV/m)	Margin (dB)	Detector	Polarization
*	10358.5	53.6	-2.6	51.0	88.2	-37.2	Peak	Horizontal
	11939.5	49.3	-2.9	46.4	74.0	-27.6	Peak	Horizontal
*	13979.5	47.7	1.8	49.5	88.2	-38.7	Peak	Horizontal
	15917.5	46.9	3.9	50.8	74.0	-23.2	Peak	Horizontal
*	9644.5	51.8	-2.9	48.9	88.2	-39.3	Peak	Vertical
*	10358.5	50.7	-2.6	48.1	88.2	-40.1	Peak	Vertical
	14472.5	47.3	2.4	49.7	74.0	-24.3	Peak	Vertical
	15518.0	45.6	3.9	49.5	74.0	-24.5	Peak	Vertical

Note 1: "*" is not in restricted band.

Note 2: Measure Level (dBμV/m) = Reading Level (dBμV) + Factor (dB/m)

Factor (dB/m) = Cable Loss (dB) + Antenna Factor (dB/m) - Pre_Amplifier Gain (dB)

Product	OmniAccess Stellar	Test Engineer	Mero Zhou
Test Site	SIP-AC3	Test Date	2022/04/26
Test Mode	802.11ax-HE20	Test Channel	105
Remark	1. Average measurement was not performed if peak level lower than average limit. 2. Other frequency was 20dB below limit line within 1-18GHz, there is not show in the report.		

Mark	Frequency (MHz)	Reading Level (dBμV)	Factor (dB/m)	Measure Level (dBμV/m)	Limit (dBμV/m)	Margin (dB)	Detector	Polarization
*	10358.5	53.5	-2.6	50.9	88.2	-37.3	Peak	Horizontal
*	13053.0	48.4	-1.1	47.3	88.2	-40.9	Peak	Horizontal
	14472.5	48.7	2.4	51.1	74.0	-22.9	Peak	Horizontal
	14472.5	44.0	2.4	46.4	54.0	-7.6	Average	Horizontal
	15951.5	46.8	3.9	50.7	74.0	-23.3	Peak	Horizontal
*	9644.5	52.0	-2.9	49.1	88.2	-39.1	Peak	Vertical
*	10358.5	50.3	-2.6	47.7	88.2	-40.5	Peak	Vertical
	14472.5	46.8	2.4	49.2	74.0	-24.8	Peak	Vertical
	15713.5	46.4	3.7	50.1	74.0	-23.9	Peak	Vertical

Note 1: "*" is not in restricted band.

Note 2: Measure Level (dBμV/m) = Reading Level (dBμV) + Factor (dB/m)

Factor (dB/m) = Cable Loss (dB) + Antenna Factor (dB/m) - Pre_Amplifier Gain (dB)

Product	OmniAccess Stellar	Test Engineer	Mero Zhou
Test Site	SIP-AC3	Test Date	2022/04/26
Test Mode	802.11ax-HE20	Test Channel	113
Remark	1. Average measurement was not performed if peak level lower than average limit. 2. Other frequency was 20dB below limit line within 1-18GHz, there is not show in the report.		

Mark	Frequency (MHz)	Reading Level (dBμV)	Factor (dB/m)	Measure Level (dBμV/m)	Limit (dBμV/m)	Margin (dB)	Detector	Polarization
*	9644.5	50.9	-2.9	48.0	88.2	-40.2	Peak	Horizontal
*	10358.5	53.7	-2.6	51.1	88.2	-37.1	Peak	Horizontal
	12356.0	48.4	-2.3	46.1	74.0	-27.9	Peak	Horizontal
	15832.5	46.6	3.5	50.1	74.0	-23.9	Peak	Horizontal
*	9644.5	52.0	-2.9	49.1	88.2	-39.1	Peak	Vertical
*	10358.5	50.7	-2.6	48.1	88.2	-40.1	Peak	Vertical
	14472.5	47.9	2.4	50.3	74.0	-23.7	Peak	Vertical
	15798.5	47.8	3.6	51.4	74.0	-22.6	Peak	Vertical
	15798.5	42.6	3.6	46.2	54.0	-7.8	Average	Vertical

Note 1: "*" is not in restricted band.

Note 2: Measure Level (dBμV/m) = Reading Level (dBμV) + Factor (dB/m)

Factor (dB/m) = Cable Loss (dB) + Antenna Factor (dB/m) - Pre_Amplifier Gain (dB)

Product	OmniAccess Stellar	Test Engineer	Mero Zhou
Test Site	SIP-AC3	Test Date	2022/04/26
Test Mode	802.11ax-HE20	Test Channel	117
Remark	1. Average measurement was not performed if peak level lower than average limit. 2. Other frequency was 20dB below limit line within 1-18GHz, there is not show in the report.		

Mark	Frequency (MHz)	Reading Level (dBμV)	Factor (dB/m)	Measure Level (dBμV/m)	Limit (dBμV/m)	Margin (dB)	Detector	Polarization
*	9644.5	49.9	-2.9	47.0	88.2	-41.2	Peak	Horizontal
*	10358.5	52.7	-2.6	50.1	88.2	-38.1	Peak	Horizontal
	15458.5	46.1	3.9	50.0	74.0	-24.0	Peak	Horizontal
	15883.5	46.3	3.8	50.1	74.0	-23.9	Peak	Horizontal
*	9644.5	51.5	-2.9	48.6	88.2	-39.6	Peak	Vertical
*	10358.5	50.5	-2.6	47.9	88.2	-40.3	Peak	Vertical
	14472.5	48.3	2.4	50.7	74.0	-23.3	Peak	Vertical
	16121.5	45.6	4.2	49.8	74.0	-24.2	Peak	Vertical

Note 1: "*" is not in restricted band.

Note 2: Measure Level (dBμV/m) = Reading Level (dBμV) + Factor (dB/m)

Factor (dB/m) = Cable Loss (dB) + Antenna Factor (dB/m) - Pre_Amplifier Gain (dB)

Product	OmniAccess Stellar	Test Engineer	Mero Zhou
Test Site	SIP-AC3	Test Date	2022/04/26
Test Mode	802.11ax-HE20	Test Channel	149
Remark	1. Average measurement was not performed if peak level lower than average limit. 2. Other frequency was 20dB below limit line within 1-18GHz, there is not show in the report.		

Mark	Frequency (MHz)	Reading Level (dBμV)	Factor (dB/m)	Measure Level (dBμV/m)	Limit (dBμV/m)	Margin (dB)	Detector	Polarization
*	9644.5	49.4	-2.9	46.5	88.2	-41.7	Peak	Horizontal
*	10358.5	53.4	-2.6	50.8	88.2	-37.4	Peak	Horizontal
	14472.5	47.2	2.4	49.6	74.0	-24.4	Peak	Horizontal
	15900.5	47.3	3.9	51.2	74.0	-22.8	Peak	Horizontal
	15900.5	36.5	3.9	40.4	54.0	-13.6	Average	Horizontal
*	9644.5	51.0	-2.9	48.1	88.2	-40.1	Peak	Vertical
*	10358.5	50.4	-2.6	47.8	88.2	-40.4	Peak	Vertical
	14472.5	48.1	2.4	50.5	74.0	-23.5	Peak	Vertical
	15645.5	45.2	3.7	48.9	74.0	-25.1	Peak	Vertical

Note 1: "*" is not in restricted band.

Note 2: Measure Level (dBμV/m) = Reading Level (dBμV) + Factor (dB/m)

Factor (dB/m) = Cable Loss (dB) + Antenna Factor (dB/m) - Pre_Amplifier Gain (dB)

Product	OmniAccess Stellar	Test Engineer	Mero Zhou
Test Site	SIP-AC3	Test Date	2022/04/26
Test Mode	802.11ax-HE20	Test Channel	181
Remark	1. Average measurement was not performed if peak level lower than average limit. 2. Other frequency was 20dB below limit line within 1-18GHz, there is not show in the report.		

Mark	Frequency (MHz)	Reading Level (dBμV)	Factor (dB/m)	Measure Level (dBμV/m)	Limit (dBμV/m)	Margin (dB)	Detector	Polarization
*	10358.5	53.0	-2.6	50.4	88.2	-37.8	Peak	Horizontal
*	13648.0	47.8	0.2	48.0	88.2	-40.2	Peak	Horizontal
	14472.5	48.0	2.4	50.4	74.0	-23.6	Peak	Horizontal
	15713.5	46.6	3.7	50.3	74.0	-23.7	Peak	Horizontal
*	9644.5	53.0	-2.9	50.1	88.2	-38.1	Peak	Vertical
*	10358.5	52.3	-2.6	49.7	88.2	-38.5	Peak	Vertical
	11591.0	49.4	-2.9	46.5	74.0	-27.5	Peak	Vertical
	15662.5	46.1	3.8	49.9	74.0	-24.1	Peak	Vertical

Note 1: "*" is not in restricted band.

Note 2: Measure Level (dBμV/m) = Reading Level (dBμV) + Factor (dB/m)

Factor (dB/m) = Cable Loss (dB) + Antenna Factor (dB/m) - Pre_Amplifier Gain (dB)

Product	OmniAccess Stellar	Test Engineer	Mero Zhou
Test Site	SIP-AC3	Test Date	2022/04/26
Test Mode	802.11ax-HE20	Test Channel	185
Remark	1. Average measurement was not performed if peak level lower than average limit. 2. Other frequency was 20dB below limit line within 1-18GHz, there is not show in the report.		

Mark	Frequency (MHz)	Reading Level (dB μ V)	Factor (dB/m)	Measure Level (dB μ V/m)	Limit (dB μ V/m)	Margin (dB)	Detector	Polarization
*	9644.5	50.7	-2.9	47.8	88.2	-40.4	Peak	Horizontal
*	10358.5	53.0	-2.6	50.4	88.2	-37.8	Peak	Horizontal
	12398.5	49.1	-2.5	46.6	74.0	-27.4	Peak	Horizontal
	15696.5	46.7	3.8	50.5	74.0	-23.5	Peak	Horizontal
*	9644.5	52.9	-2.9	50.0	88.2	-38.2	Peak	Vertical
*	10358.5	51.1	-2.6	48.5	88.2	-39.7	Peak	Vertical
	14472.5	48.3	2.4	50.7	74.0	-23.3	Peak	Vertical
	15841.0	46.6	3.6	50.2	74.0	-23.8	Peak	Vertical

Note 1: "*" is not in restricted band.

Note 2: Measure Level (dB μ V/m) = Reading Level (dB μ V) + Factor (dB/m)

Factor (dB/m) = Cable Loss (dB) + Antenna Factor (dB/m) - Pre_Amplifier Gain (dB)

Product	OmniAccess Stellar	Test Engineer	Mero Zhou
Test Site	SIP-AC3	Test Date	2022/04/26
Test Mode	802.11ax-HE20	Test Channel	189
Remark	1. Average measurement was not performed if peak level lower than average limit. 2. Other frequency was 20dB below limit line within 1-18GHz, there is not show in the report.		

Mark	Frequency (MHz)	Reading Level (dBμV)	Factor (dB/m)	Measure Level (dBμV/m)	Limit (dBμV/m)	Margin (dB)	Detector	Polarization
*	9644.5	51.5	-2.9	48.6	88.2	-39.6	Peak	Horizontal
*	10358.5	53.6	-2.6	51.0	88.2	-37.2	Peak	Horizontal
	12347.5	49.1	-2.4	46.7	74.0	-27.3	Peak	Horizontal
	15705.0	46.3	3.9	50.2	74.0	-23.8	Peak	Horizontal
*	9644.5	51.8	-2.9	48.9	88.2	-39.3	Peak	Vertical
*	10358.5	50.8	-2.6	48.2	88.2	-40.0	Peak	Vertical
	14472.5	47.1	2.4	49.5	74.0	-24.5	Peak	Vertical
	15909.0	46.1	3.9	50.0	74.0	-24.0	Peak	Vertical

Note 1: "*" is not in restricted band.

Note 2: Measure Level (dBμV/m) = Reading Level (dBμV) + Factor (dB/m)

Factor (dB/m) = Cable Loss (dB) + Antenna Factor (dB/m) - Pre_Amplifier Gain (dB)

Product	OmniAccess Stellar	Test Engineer	Mero Zhou
Test Site	SIP-AC3	Test Date	2022/04/26
Test Mode	802.11ax-HE20	Test Channel	209
Remark	1. Average measurement was not performed if peak level lower than average limit. 2. Other frequency was 20dB below limit line within 1-18GHz, there is not show in the report.		

Mark	Frequency (MHz)	Reading Level (dB μ V)	Factor (dB/m)	Measure Level (dB μ V/m)	Limit (dB μ V/m)	Margin (dB)	Detector	Polarization
*	10358.5	53.6	-2.6	51.0	88.2	-37.2	Peak	Horizontal
	11506.0	49.3	-3.2	46.1	74.0	-27.9	Peak	Horizontal
*	14183.5	47.1	2.5	49.6	88.2	-38.6	Peak	Horizontal
	15900.5	46.4	3.9	50.3	74.0	-23.7	Peak	Horizontal
*	9644.5	51.8	-2.9	48.9	88.2	-39.3	Peak	Vertical
*	14030.5	46.7	1.9	48.6	88.2	-39.6	Peak	Vertical
	14472.5	47.6	2.4	50.0	74.0	-24.0	Peak	Vertical
	16087.5	46.4	4.0	50.4	74.0	-23.6	Peak	Vertical

Note 1: "*" is not in restricted band.

Note 2: Measure Level (dB μ V/m) = Reading Level (dB μ V) + Factor (dB/m)

Factor (dB/m) = Cable Loss (dB) + Antenna Factor (dB/m) - Pre_Amplifier Gain (dB)

Product	OmniAccess Stellar	Test Engineer	Mero Zhou
Test Site	SIP-AC3	Test Date	2022/04/26
Test Mode	802.11ax-HE20	Test Channel	229
Remark	1. Average measurement was not performed if peak level lower than average limit. 2. Other frequency was 20dB below limit line within 1-18GHz, there is not show in the report.		

Mark	Frequency (MHz)	Reading Level (dB μ V)	Factor (dB/m)	Measure Level (dB μ V/m)	Limit (dB μ V/m)	Margin (dB)	Detector	Polarization
*	10358.5	53.4	-2.6	50.8	88.2	-37.4	Peak	Horizontal
	12033.0	48.7	-2.7	46.0	74.0	-28.0	Peak	Horizontal
*	14192.0	46.5	2.5	49.0	88.2	-39.2	Peak	Horizontal
	15382.0	45.8	4.3	50.1	74.0	-23.9	Peak	Horizontal
*	9644.5	52.1	-2.9	49.2	88.2	-39.0	Peak	Vertical
*	10358.5	50.9	-2.6	48.3	88.2	-39.9	Peak	Vertical
	14472.5	48.0	2.4	50.4	74.0	-23.6	Peak	Vertical
	15416.0	45.8	3.9	49.7	74.0	-24.3	Peak	Vertical

Note 1: "*" is not in restricted band.

Note 2: Measure Level (dB μ V/m) = Reading Level (dB μ V) + Factor (dB/m)

Factor (dB/m) = Cable Loss (dB) + Antenna Factor (dB/m) - Pre_Amplifier Gain (dB)

Product	OmniAccess Stellar	Test Engineer	Mero Zhou
Test Site	SIP-AC3	Test Date	2022/04/26
Test Mode	802.11ax-HE40	Test Channel	03
Remark	1. Average measurement was not performed if peak level lower than average limit. 2. Other frequency was 20dB below limit line within 1-18GHz, there is not show in the report.		

Mark	Frequency (MHz)	Reading Level (dBμV)	Factor (dB/m)	Measure Level (dBμV/m)	Limit (dBμV/m)	Margin (dB)	Detector	Polarization
*	10358.5	54.4	-2.6	51.8	88.2	-36.4	Peak	Horizontal
	14472.5	47.5	2.4	49.9	74.0	-24.1	Peak	Horizontal
	15773.0	46.6	3.7	50.3	74.0	-23.7	Peak	Horizontal
*	17328.5	46.8	5.8	52.6	88.2	-35.6	Peak	Horizontal
*	9644.5	52.9	-2.9	50.0	88.2	-38.2	Peak	Vertical
*	10358.5	50.5	-2.6	47.9	88.2	-40.3	Peak	Vertical
	14472.5	48.3	2.4	50.7	74.0	-23.3	Peak	Vertical
	15866.5	46.4	3.7	50.1	74.0	-23.9	Peak	Vertical

Note 1: "*" is not in restricted band.

Note 2: Measure Level (dBμV/m) = Reading Level (dBμV) + Factor (dB/m)

Factor (dB/m) = Cable Loss (dB) + Antenna Factor (dB/m) - Pre_Amplifier Gain (dB)

Product	OmniAccess Stellar	Test Engineer	Mero Zhou
Test Site	SIP-AC3	Test Date	2022/04/26
Test Mode	802.11ax-HE40	Test Channel	51
Remark	1. Average measurement was not performed if peak level lower than average limit. 2. Other frequency was 20dB below limit line within 1-18GHz, there is not show in the report.		

Mark	Frequency (MHz)	Reading Level (dB μ V)	Factor (dB/m)	Measure Level (dB μ V/m)	Limit (dB μ V/m)	Margin (dB)	Detector	Polarization
*	10358.5	53.9	-2.6	51.3	88.2	-36.9	Peak	Horizontal
	11395.5	48.8	-3.0	45.8	74.0	-28.2	Peak	Horizontal
	15654.0	46.0	3.8	49.8	74.0	-24.2	Peak	Horizontal
*	16274.5	47.5	4.0	51.5	88.2	-36.7	Peak	Horizontal
*	9644.5	51.6	-2.9	48.7	88.2	-39.5	Peak	Vertical
	14472.5	48.6	2.4	51.0	74.0	-23.0	Peak	Vertical
	15433.0	46.3	4.0	50.3	74.0	-23.7	Peak	Vertical
*	17320.0	46.4	5.7	52.1	88.2	-36.1	Peak	Vertical

Note 1: "*" is not in restricted band.

Note 2: Measure Level (dB μ V/m) = Reading Level (dB μ V) + Factor (dB/m)

Factor (dB/m) = Cable Loss (dB) + Antenna Factor (dB/m) - Pre_Amplifier Gain (dB)

Product	OmniAccess Stellar	Test Engineer	Mero Zhou
Test Site	SIP-AC3	Test Date	2022/04/26
Test Mode	802.11ax-HE40	Test Channel	91
Remark	1. Average measurement was not performed if peak level lower than average limit. 2. Other frequency was 20dB below limit line within 1-18GHz, there is not show in the report.		

Mark	Frequency (MHz)	Reading Level (dB μ V)	Factor (dB/m)	Measure Level (dB μ V/m)	Limit (dB μ V/m)	Margin (dB)	Detector	Polarization
*	10358.5	53.8	-2.6	51.2	88.2	-37.0	Peak	Horizontal
	11846.0	49.2	-3.3	45.9	74.0	-28.1	Peak	Horizontal
	15909.0	46.6	3.9	50.5	74.0	-23.5	Peak	Horizontal
*	16597.5	46.9	5.2	52.1	88.2	-36.1	Peak	Horizontal
*	9644.5	51.9	-2.9	49.0	88.2	-39.2	Peak	Vertical
*	10358.5	50.9	-2.6	48.3	88.2	-39.9	Peak	Vertical
	14472.5	47.4	2.4	49.8	74.0	-24.2	Peak	Vertical
	15688.0	46.1	3.6	49.7	74.0	-24.3	Peak	Vertical

Note 1: "*" is not in restricted band.

Note 2: Measure Level (dB μ V/m) = Reading Level (dB μ V) + Factor (dB/m)

Factor (dB/m) = Cable Loss (dB) + Antenna Factor (dB/m) - Pre_Amplifier Gain (dB)

Product	OmniAccess Stellar	Test Engineer	Mero Zhou
Test Site	SIP-AC3	Test Date	2022/04/26
Test Mode	802.11ax-HE40	Test Channel	99
Remark	1. Average measurement was not performed if peak level lower than average limit. 2. Other frequency was 20dB below limit line within 1-18GHz, there is not show in the report.		

Mark	Frequency (MHz)	Reading Level (dB μ V)	Factor (dB/m)	Measure Level (dB μ V/m)	Limit (dB μ V/m)	Margin (dB)	Detector	Polarization
*	10358.5	53.8	-2.6	51.2	88.2	-37.0	Peak	Horizontal
*	13928.5	47.9	1.7	49.6	88.2	-38.6	Peak	Horizontal
	14472.5	48.1	2.4	50.5	74.0	-23.5	Peak	Horizontal
	15866.5	46.2	3.7	49.9	74.0	-24.1	Peak	Horizontal
*	9644.5	51.6	-2.9	48.7	88.2	-39.5	Peak	Vertical
*	10358.5	50.5	-2.6	47.9	88.2	-40.3	Peak	Vertical
	14472.5	48.4	2.4	50.8	74.0	-23.2	Peak	Vertical
	15705.0	46.2	3.9	50.1	74.0	-23.9	Peak	Vertical

Note 1: "*" is not in restricted band.

Note 2: Measure Level (dB μ V/m) = Reading Level (dB μ V) + Factor (dB/m)

Factor (dB/m) = Cable Loss (dB) + Antenna Factor (dB/m) - Pre_Amplifier Gain (dB)

Product	OmniAccess Stellar	Test Engineer	Mero Zhou
Test Site	SIP-AC3	Test Date	2022/04/26
Test Mode	802.11ax-HE40	Test Channel	107
Remark	1. Average measurement was not performed if peak level lower than average limit. 2. Other frequency was 20dB below limit line within 1-18GHz, there is not show in the report.		

Mark	Frequency (MHz)	Reading Level (dBμV)	Factor (dB/m)	Measure Level (dBμV/m)	Limit (dBμV/m)	Margin (dB)	Detector	Polarization
*	10358.5	53.5	-2.6	50.9	88.2	-37.3	Peak	Horizontal
	11540.0	48.8	-3.3	45.5	74.0	-28.5	Peak	Horizontal
*	14081.5	47.2	2.1	49.3	88.2	-38.9	Peak	Horizontal
	16045.0	46.0	4.0	50.0	74.0	-24.0	Peak	Horizontal
*	9644.5	52.1	-2.9	49.2	88.2	-39.0	Peak	Vertical
	14472.5	48.2	2.4	50.6	74.0	-23.4	Peak	Vertical
	15892.0	46.8	3.8	50.6	74.0	-23.4	Peak	Vertical
*	16648.5	46.1	5.2	51.3	88.2	-36.9	Peak	Vertical

Note 1: "*" is not in restricted band.

Note 2: Measure Level (dBμV/m) = Reading Level (dBμV) + Factor (dB/m)

Factor (dB/m) = Cable Loss (dB) + Antenna Factor (dB/m) - Pre_Amplifier Gain (dB)

Product	OmniAccess Stellar	Test Engineer	Mero Zhou
Test Site	SIP-AC3	Test Date	2022/04/26
Test Mode	802.11ax-HE40	Test Channel	115
Remark	1. Average measurement was not performed if peak level lower than average limit. 2. Other frequency was 20dB below limit line within 1-18GHz, there is not show in the report.		

Mark	Frequency (MHz)	Reading Level (dBμV)	Factor (dB/m)	Measure Level (dBμV/m)	Limit (dBμV/m)	Margin (dB)	Detector	Polarization
*	10358.5	52.6	-2.6	50.0	88.2	-38.2	Peak	Horizontal
	11693.0	49.8	-3.0	46.8	74.0	-27.2	Peak	Horizontal
*	13996.5	47.9	2.1	50.0	88.2	-38.2	Peak	Horizontal
	15883.5	46.7	3.8	50.5	74.0	-23.5	Peak	Horizontal
*	9644.5	51.6	-2.9	48.7	88.2	-39.5	Peak	Vertical
*	10358.5	50.3	-2.6	47.7	88.2	-40.5	Peak	Vertical
	14472.5	49.0	2.4	51.4	74.0	-22.6	Peak	Vertical
	14472.5	45.3	2.4	47.7	54.0	-6.3	Average	Vertical
	15713.5	47.0	3.7	50.7	74.0	-23.3	Peak	Vertical

Note 1: "*" is not in restricted band.

Note 2: Measure Level (dBμV/m) = Reading Level (dBμV) + Factor (dB/m)

Factor (dB/m) = Cable Loss (dB) + Antenna Factor (dB/m) - Pre_Amplifier Gain (dB)

Product	OmniAccess Stellar	Test Engineer	Mero Zhou
Test Site	SIP-AC3	Test Date	2022/04/26
Test Mode	802.11ax-HE40	Test Channel	123
Remark	1. Average measurement was not performed if peak level lower than average limit. 2. Other frequency was 20dB below limit line within 1-18GHz, there is not show in the report.		

Mark	Frequency (MHz)	Reading Level (dBμV)	Factor (dB/m)	Measure Level (dBμV/m)	Limit (dBμV/m)	Margin (dB)	Detector	Polarization
*	10358.5	53.5	-2.6	50.9	88.2	-37.3	Peak	Horizontal
	12330.5	48.5	-2.4	46.1	74.0	-27.9	Peak	Horizontal
	15688.0	46.9	3.6	50.5	74.0	-23.5	Peak	Horizontal
*	16555.0	47.3	4.9	52.2	88.2	-36.0	Peak	Horizontal
*	9644.5	52.2	-2.9	49.3	88.2	-38.9	Peak	Vertical
	11633.5	48.6	-3.0	45.6	74.0	-28.4	Peak	Vertical
	15824.0	46.8	3.4	50.2	74.0	-23.8	Peak	Vertical
*	17311.5	47.0	5.6	52.6	88.2	-35.6	Peak	Vertical

Note 1: "*" is not in restricted band.

Note 2: Measure Level (dBμV/m) = Reading Level (dBμV) + Factor (dB/m)

Factor (dB/m) = Cable Loss (dB) + Antenna Factor (dB/m) - Pre_Amplifier Gain (dB)

Product	OmniAccess Stellar	Test Engineer	Mero Zhou
Test Site	SIP-AC3	Test Date	2022/04/26
Test Mode	802.11ax-HE40	Test Channel	147
Remark	1. Average measurement was not performed if peak level lower than average limit. 2. Other frequency was 20dB below limit line within 1-18GHz, there is not show in the report.		

Mark	Frequency (MHz)	Reading Level (dBμV)	Factor (dB/m)	Measure Level (dBμV/m)	Limit (dBμV/m)	Margin (dB)	Detector	Polarization
*	10358.5	52.6	-2.6	50.0	88.2	-38.2	Peak	Horizontal
	12245.5	49.0	-2.6	46.4	74.0	-27.6	Peak	Horizontal
	15832.5	47.1	3.5	50.6	74.0	-23.4	Peak	Horizontal
*	16529.5	46.7	5.0	51.7	88.2	-36.5	Peak	Horizontal
*	9644.5	51.7	-2.9	48.8	88.2	-39.4	Peak	Vertical
*	10358.5	50.0	-2.6	47.4	88.2	-40.8	Peak	Vertical
	14472.5	48.2	2.4	50.6	74.0	-23.4	Peak	Vertical
	16121.5	46.0	4.2	50.2	74.0	-23.8	Peak	Vertical

Note 1: "*" is not in restricted band.

Note 2: Measure Level (dBμV/m) = Reading Level (dBμV) + Factor (dB/m)

Factor (dB/m) = Cable Loss (dB) + Antenna Factor (dB/m) - Pre_Amplifier Gain (dB)

Product	OmniAccess Stellar	Test Engineer	Mero Zhou
Test Site	SIP-AC3	Test Date	2022/04/26
Test Mode	802.11ax-HE40	Test Channel	187
Remark	1. Average measurement was not performed if peak level lower than average limit. 2. Other frequency was 20dB below limit line within 1-18GHz, there is not show in the report.		

Mark	Frequency (MHz)	Reading Level (dBμV)	Factor (dB/m)	Measure Level (dBμV/m)	Limit (dBμV/m)	Margin (dB)	Detector	Polarization
*	10358.5	53.2	-2.6	50.6	88.2	-37.6	Peak	Horizontal
	11786.5	49.4	-3.2	46.2	74.0	-27.8	Peak	Horizontal
	15875.0	46.6	3.7	50.3	74.0	-23.7	Peak	Horizontal
*	16903.5	46.3	5.6	51.9	88.2	-36.3	Peak	Horizontal
*	9644.5	51.8	-2.9	48.9	88.2	-39.3	Peak	Vertical
*	10358.5	50.3	-2.6	47.7	88.2	-40.5	Peak	Vertical
	14472.5	48.5	2.4	50.9	74.0	-23.1	Peak	Vertical
	15875.0	46.1	3.7	49.8	74.0	-24.2	Peak	Vertical

Note 1: "*" is not in restricted band.

Note 2: Measure Level (dBμV/m) = Reading Level (dBμV) + Factor (dB/m)

Factor (dB/m) = Cable Loss (dB) + Antenna Factor (dB/m) - Pre_Amplifier Gain (dB)

Product	OmniAccess Stellar	Test Engineer	Mero Zhou
Test Site	SIP-AC3	Test Date	2022/04/26
Test Mode	802.11ax-HE40	Test Channel	195
Remark	1. Average measurement was not performed if peak level lower than average limit. 2. Other frequency was 20dB below limit line within 1-18GHz, there is not show in the report.		

Mark	Frequency (MHz)	Reading Level (dBμV)	Factor (dB/m)	Measure Level (dBμV/m)	Limit (dBμV/m)	Margin (dB)	Detector	Polarization
*	10358.5	53.3	-2.6	50.7	88.2	-37.5	Peak	Horizontal
	12279.5	48.4	-2.5	45.9	74.0	-28.1	Peak	Horizontal
*	14183.5	47.3	2.5	49.8	88.2	-38.4	Peak	Horizontal
	15892.0	46.0	3.8	49.8	74.0	-24.2	Peak	Horizontal
*	10358.5	52.5	-2.6	49.9	88.2	-38.3	Peak	Vertical
	12398.5	49.2	-2.5	46.7	74.0	-27.3	Peak	Vertical
	14472.5	47.8	2.4	50.2	74.0	-23.8	Peak	Vertical
*	16742.0	46.0	5.3	51.3	88.2	-36.9	Peak	Vertical

Note 1: "*" is not in restricted band.

Note 2: Measure Level (dBμV/m) = Reading Level (dBμV) + Factor (dB/m)

Factor (dB/m) = Cable Loss (dB) + Antenna Factor (dB/m) - Pre_Amplifier Gain (dB)

Product	OmniAccess Stellar	Test Engineer	Mero Zhou
Test Site	SIP-AC3	Test Date	2022/04/26
Test Mode	802.11ax-HE40	Test Channel	211
Remark	1. Average measurement was not performed if peak level lower than average limit. 2. Other frequency was 20dB below limit line within 1-18GHz, there is not show in the report.		

Mark	Frequency (MHz)	Reading Level (dB μ V)	Factor (dB/m)	Measure Level (dB μ V/m)	Limit (dB μ V/m)	Margin (dB)	Detector	Polarization
*	9644.5	50.7	-2.9	47.8	88.2	-40.4	Peak	Horizontal
*	10358.5	53.5	-2.6	50.9	88.2	-37.3	Peak	Horizontal
	12211.5	49.6	-2.8	46.8	74.0	-27.2	Peak	Horizontal
	15662.5	46.4	3.8	50.2	74.0	-23.8	Peak	Horizontal
*	9644.5	51.8	-2.9	48.9	88.2	-39.3	Peak	Vertical
	14472.5	47.5	2.4	49.9	74.0	-24.1	Peak	Vertical
	15654.0	46.6	3.8	50.4	74.0	-23.6	Peak	Vertical
*	16929.0	46.5	5.8	52.3	88.2	-35.9	Peak	Vertical

Note 1: "*" is not in restricted band.

Note 2: Measure Level (dB μ V/m) = Reading Level (dB μ V) + Factor (dB/m)

Factor (dB/m) = Cable Loss (dB) + Antenna Factor (dB/m) - Pre_Amplifier Gain (dB)

Product	OmniAccess Stellar	Test Engineer	Mero Zhou
Test Site	SIP-AC3	Test Date	2022/04/26
Test Mode	802.11ax-HE40	Test Channel	227
Remark	1. Average measurement was not performed if peak level lower than average limit. 2. Other frequency was 20dB below limit line within 1-18GHz, there is not show in the report.		

Mark	Frequency (MHz)	Reading Level (dB μ V)	Factor (dB/m)	Measure Level (dB μ V/m)	Limit (dB μ V/m)	Margin (dB)	Detector	Polarization
*	10358.5	53.7	-2.6	51.1	88.2	-37.1	Peak	Horizontal
	12237.0	49.3	-2.5	46.8	74.0	-27.2	Peak	Horizontal
*	14005.0	47.6	2.1	49.7	88.2	-38.5	Peak	Horizontal
	15841.0	46.2	3.6	49.8	74.0	-24.2	Peak	Horizontal
*	9644.5	51.9	-2.9	49.0	88.2	-39.2	Peak	Vertical
*	14149.5	47.4	2.2	49.6	88.2	-38.6	Peak	Vertical
	14472.5	47.7	2.4	50.1	74.0	-23.9	Peak	Vertical
	15662.5	46.6	3.8	50.4	74.0	-23.6	Peak	Vertical

Note 1: "*" is not in restricted band.

Note 2: Measure Level (dB μ V/m) = Reading Level (dB μ V) + Factor (dB/m)

Factor (dB/m) = Cable Loss (dB) + Antenna Factor (dB/m) - Pre_Amplifier Gain (dB)

Product	OmniAccess Stellar	Test Engineer	Mero Zhou
Test Site	SIP-AC3	Test Date	2022/04/26
Test Mode	802.11ax-HE80	Test Channel	07
Remark	1. Average measurement was not performed if peak level lower than average limit. 2. Other frequency was 20dB below limit line within 1-18GHz, there is not show in the report.		

Mark	Frequency (MHz)	Reading Level (dBμV)	Factor (dB/m)	Measure Level (dBμV/m)	Limit (dBμV/m)	Margin (dB)	Detector	Polarization
*	10358.5	53.4	-2.6	50.8	88.2	-37.4	Peak	Horizontal
	14472.5	48.1	2.4	50.5	74.0	-23.5	Peak	Horizontal
	15790.0	46.7	3.7	50.4	74.0	-23.6	Peak	Horizontal
*	16580.5	46.2	4.9	51.1	88.2	-37.1	Peak	Horizontal
*	9644.5	52.8	-2.9	49.9	88.2	-38.3	Peak	Vertical
*	13979.5	47.9	1.8	49.7	88.2	-38.5	Peak	Vertical
	14472.5	48.5	2.4	50.9	74.0	-23.1	Peak	Vertical
	16087.5	46.6	4.0	50.6	74.0	-23.4	Peak	Vertical

Note 1: "*" is not in restricted band.

Note 2: Measure Level (dBμV/m) = Reading Level (dBμV) + Factor (dB/m)

Factor (dB/m) = Cable Loss (dB) + Antenna Factor (dB/m) - Pre_Amplifier Gain (dB)

Product	OmniAccess Stellar	Test Engineer	Mero Zhou
Test Site	SIP-AC3	Test Date	2022/04/26
Test Mode	802.11ax-HE80	Test Channel	55
Remark	1. Average measurement was not performed if peak level lower than average limit. 2. Other frequency was 20dB below limit line within 1-18GHz, there is not show in the report.		

Mark	Frequency (MHz)	Reading Level (dBμV)	Factor (dB/m)	Measure Level (dBμV/m)	Limit (dBμV/m)	Margin (dB)	Detector	Polarization
*	10358.5	55.0	-2.6	52.4	88.2	-35.8	Peak	Horizontal
	11650.5	48.9	-2.9	46.0	74.0	-28.0	Peak	Horizontal
*	14183.5	47.5	2.5	50.0	88.2	-38.2	Peak	Horizontal
	15815.5	47.1	3.4	50.5	74.0	-23.5	Peak	Horizontal
*	9644.5	52.0	-2.9	49.1	88.2	-39.1	Peak	Vertical
	14472.5	48.5	2.4	50.9	74.0	-23.1	Peak	Vertical
*	14846.5	47.6	3.1	50.7	88.2	-37.5	Peak	Vertical
	16104.5	46.6	4.1	50.7	74.0	-23.3	Peak	Vertical

Note 1: "*" is not in restricted band.

Note 2: Measure Level (dBμV/m) = Reading Level (dBμV) + Factor (dB/m)

Factor (dB/m) = Cable Loss (dB) + Antenna Factor (dB/m) - Pre_Amplifier Gain (dB)

Product	OmniAccess Stellar	Test Engineer	Mero Zhou
Test Site	SIP-AC3	Test Date	2022/04/26
Test Mode	802.11ax-HE80	Test Channel	87
Remark	1. Average measurement was not performed if peak level lower than average limit. 2. Other frequency was 20dB below limit line within 1-18GHz, there is not show in the report.		

Mark	Frequency (MHz)	Reading Level (dBμV)	Factor (dB/m)	Measure Level (dBμV/m)	Limit (dBμV/m)	Margin (dB)	Detector	Polarization
*	10358.5	54.1	-2.6	51.5	88.2	-36.7	Peak	Horizontal
	12339.0	48.9	-2.5	46.4	74.0	-27.6	Peak	Horizontal
	14472.5	47.3	2.4	49.7	74.0	-24.3	Peak	Horizontal
*	16929.0	45.7	5.8	51.5	88.2	-36.7	Peak	Horizontal
*	9644.5	52.2	-2.9	49.3	88.2	-38.9	Peak	Vertical
*	10358.5	51.2	-2.6	48.6	88.2	-39.6	Peak	Vertical
	12152.0	49.2	-3.1	46.1	74.0	-27.9	Peak	Vertical
	15662.5	46.6	3.8	50.4	74.0	-23.6	Peak	Vertical

Note 1: "*" is not in restricted band.

Note 2: Measure Level (dBμV/m) = Reading Level (dBμV) + Factor (dB/m)

Factor (dB/m) = Cable Loss (dB) + Antenna Factor (dB/m) - Pre_Amplifier Gain (dB)

Product	OmniAccess Stellar	Test Engineer	Mero Zhou
Test Site	SIP-AC3	Test Date	2022/04/26
Test Mode	802.11ax-HE80	Test Channel	103
Remark	1. Average measurement was not performed if peak level lower than average limit. 2. Other frequency was 20dB below limit line within 1-18GHz, there is not show in the report.		

Mark	Frequency (MHz)	Reading Level (dBμV)	Factor (dB/m)	Measure Level (dBμV/m)	Limit (dBμV/m)	Margin (dB)	Detector	Polarization
*	10358.5	53.5	-2.6	50.9	88.2	-37.3	Peak	Horizontal
	14472.5	47.7	2.4	50.1	74.0	-23.9	Peak	Horizontal
	16104.5	46.5	4.1	50.6	74.0	-23.4	Peak	Horizontal
*	16648.5	46.8	5.2	52.0	88.2	-36.2	Peak	Horizontal
*	9644.5	53.0	-2.9	50.1	88.2	-38.1	Peak	Vertical
	14472.5	48.3	2.4	50.7	74.0	-23.3	Peak	Vertical
	15705.0	46.6	3.9	50.5	74.0	-23.5	Peak	Vertical
*	16946.0	45.9	5.9	51.8	88.2	-36.4	Peak	Vertical

Note 1: "*" is not in restricted band.

Note 2: Measure Level (dBμV/m) = Reading Level (dBμV) + Factor (dB/m)

Factor (dB/m) = Cable Loss (dB) + Antenna Factor (dB/m) - Pre_Amplifier Gain (dB)

Product	OmniAccess Stellar	Test Engineer	Mero Zhou
Test Site	SIP-AC3	Test Date	2022/04/26
Test Mode	802.11ax-HE80	Test Channel	119
Remark	1. Average measurement was not performed if peak level lower than average limit. 2. Other frequency was 20dB below limit line within 1-18GHz, there is not show in the report.		

Mark	Frequency (MHz)	Reading Level (dBμV)	Factor (dB/m)	Measure Level (dBμV/m)	Limit (dBμV/m)	Margin (dB)	Detector	Polarization
*	9644.5	52.5	-2.9	49.6	88.2	-38.6	Peak	Horizontal
	14472.5	49.0	2.4	51.4	74.0	-22.6	Peak	Horizontal
	14472.5	44.9	2.4	47.3	54.0	-6.7	Average	Horizontal
	15858.0	46.8	3.7	50.5	74.0	-23.5	Peak	Horizontal
*	16937.5	45.9	5.8	51.7	88.2	-36.5	Peak	Horizontal
*	9644.5	52.5	-2.9	49.6	88.2	-38.6	Peak	Vertical
*	10358.5	50.7	-2.6	48.1	88.2	-40.1	Peak	Vertical
	14472.5	47.6	2.4	50.0	74.0	-24.0	Peak	Vertical
	15747.5	46.9	3.3	50.2	74.0	-23.8	Peak	Vertical

Note 1: "*" is not in restricted band.

Note 2: Measure Level (dBμV/m) = Reading Level (dBμV) + Factor (dB/m)

Factor (dB/m) = Cable Loss (dB) + Antenna Factor (dB/m) - Pre_Amplifier Gain (dB)

Product	OmniAccess Stellar	Test Engineer	Mero Zhou
Test Site	SIP-AC3	Test Date	2022/04/26
Test Mode	802.11ax-HE80	Test Channel	135
Remark	1. Average measurement was not performed if peak level lower than average limit. 2. Other frequency was 20dB below limit line within 1-18GHz, there is not show in the report.		

Mark	Frequency (MHz)	Reading Level (dB μ V)	Factor (dB/m)	Measure Level (dB μ V/m)	Limit (dB μ V/m)	Margin (dB)	Detector	Polarization
*	10358.5	54.1	-2.6	51.5	88.2	-36.7	Peak	Horizontal
	12670.5	48.8	-1.9	46.9	74.0	-27.1	Peak	Horizontal
*	13920.0	47.3	1.7	49.0	88.2	-39.2	Peak	Horizontal
	15484.0	45.9	4.0	49.9	74.0	-24.1	Peak	Horizontal
*	9644.5	53.2	-2.9	50.3	88.2	-37.9	Peak	Vertical
	14472.5	48.1	2.4	50.5	74.0	-23.5	Peak	Vertical
	15892.0	46.7	3.8	50.5	74.0	-23.5	Peak	Vertical
*	16776.0	46.4	5.1	51.5	88.2	-36.7	Peak	Vertical

Note 1: "*" is not in restricted band.

Note 2: Measure Level (dB μ V/m) = Reading Level (dB μ V) + Factor (dB/m)

Factor (dB/m) = Cable Loss (dB) + Antenna Factor (dB/m) - Pre_Amplifier Gain (dB)

Product	OmniAccess Stellar	Test Engineer	Mero Zhou
Test Site	SIP-AC3	Test Date	2022/04/26
Test Mode	802.11ax-HE80	Test Channel	151
Remark	1. Average measurement was not performed if peak level lower than average limit. 2. Other frequency was 20dB below limit line within 1-18GHz, there is not show in the report.		

Mark	Frequency (MHz)	Reading Level (dB μ V)	Factor (dB/m)	Measure Level (dB μ V/m)	Limit (dB μ V/m)	Margin (dB)	Detector	Polarization
*	10358.5	54.4	-2.6	51.8	88.2	-36.4	Peak	Horizontal
	11650.5	50.1	-2.9	47.2	74.0	-26.8	Peak	Horizontal
	15815.5	47.0	3.4	50.4	74.0	-23.6	Peak	Horizontal
*	16750.5	46.3	5.2	51.5	88.2	-36.7	Peak	Horizontal
*	9644.5	52.8	-2.9	49.9	88.2	-38.3	Peak	Vertical
	14472.5	47.3	2.4	49.7	74.0	-24.3	Peak	Vertical
	15798.5	46.3	3.6	49.9	74.0	-24.1	Peak	Vertical
*	16716.5	46.1	5.3	51.4	88.2	-36.8	Peak	Vertical

Note 1: "*" is not in restricted band.

Note 2: Measure Level (dB μ V/m) = Reading Level (dB μ V) + Factor (dB/m)

Factor (dB/m) = Cable Loss (dB) + Antenna Factor (dB/m) - Pre_Amplifier Gain (dB)

Product	OmniAccess Stellar	Test Engineer	Mero Zhou
Test Site	SIP-AC3	Test Date	2022/04/26
Test Mode	802.11ax-HE80	Test Channel	167
Remark	1. Average measurement was not performed if peak level lower than average limit. 2. Other frequency was 20dB below limit line within 1-18GHz, there is not show in the report.		

Mark	Frequency (MHz)	Reading Level (dBμV)	Factor (dB/m)	Measure Level (dBμV/m)	Limit (dBμV/m)	Margin (dB)	Detector	Polarization
*	10358.5	53.2	-2.6	50.6	88.2	-37.6	Peak	Horizontal
	12696.0	48.5	-1.7	46.8	74.0	-27.2	Peak	Horizontal
*	14192.0	47.4	2.5	49.9	88.2	-38.3	Peak	Horizontal
	16079.0	46.5	4.1	50.6	74.0	-23.4	Peak	Horizontal
*	9644.5	52.2	-2.9	49.3	88.2	-38.9	Peak	Vertical
	14472.5	47.9	2.4	50.3	74.0	-23.7	Peak	Vertical
	15713.5	46.4	3.7	50.1	74.0	-23.9	Peak	Vertical
*	16725.0	46.4	5.5	51.9	88.2	-36.3	Peak	Vertical

Note 1: "*" is not in restricted band.

Note 2: Measure Level (dBμV/m) = Reading Level (dBμV) + Factor (dB/m)

Factor (dB/m) = Cable Loss (dB) + Antenna Factor (dB/m) - Pre_Amplifier Gain (dB)

Product	OmniAccess Stellar	Test Engineer	Mero Zhou
Test Site	SIP-AC3	Test Date	2022/04/26
Test Mode	802.11ax-HE80	Test Channel	183
Remark	1. Average measurement was not performed if peak level lower than average limit. 2. Other frequency was 20dB below limit line within 1-18GHz, there is not show in the report.		

Mark	Frequency (MHz)	Reading Level (dBμV)	Factor (dB/m)	Measure Level (dBμV/m)	Limit (dBμV/m)	Margin (dB)	Detector	Polarization
*	10358.5	53.6	-2.6	51.0	88.2	-37.2	Peak	Horizontal
	12177.5	49.1	-3.2	45.9	74.0	-28.1	Peak	Horizontal
	15790.0	46.6	3.7	50.3	74.0	-23.7	Peak	Horizontal
*	16657.0	46.7	5.2	51.9	88.2	-36.3	Peak	Horizontal
*	9644.5	52.1	-2.9	49.2	88.2	-39.0	Peak	Vertical
*	10358.5	51.6	-2.6	49.0	88.2	-39.2	Peak	Vertical
	11854.5	49.5	-3.3	46.2	74.0	-27.8	Peak	Vertical
	15535.0	47.0	3.7	50.7	74.0	-23.3	Peak	Vertical

Note 1: "*" is not in restricted band.

Note 2: Measure Level (dBμV/m) = Reading Level (dBμV) + Factor (dB/m)

Factor (dB/m) = Cable Loss (dB) + Antenna Factor (dB/m) - Pre_Amplifier Gain (dB)

Product	OmniAccess Stellar	Test Engineer	Mero Zhou
Test Site	SIP-AC3	Test Date	2022/04/26
Test Mode	802.11ax-HE80	Test Channel	199
Remark	1. Average measurement was not performed if peak level lower than average limit. 2. Other frequency was 20dB below limit line within 1-18GHz, there is not show in the report.		

Mark	Frequency (MHz)	Reading Level (dB μ V)	Factor (dB/m)	Measure Level (dB μ V/m)	Limit (dB μ V/m)	Margin (dB)	Detector	Polarization
*	10358.5	53.2	-2.6	50.6	88.2	-37.6	Peak	Horizontal
	14472.5	47.2	2.4	49.6	74.0	-24.4	Peak	Horizontal
	15458.5	46.7	3.9	50.6	74.0	-23.4	Peak	Horizontal
*	16844.0	46.8	5.3	52.1	88.2	-36.1	Peak	Horizontal
*	9644.5	52.0	-2.9	49.1	88.2	-39.1	Peak	Vertical
	14472.5	47.3	2.4	49.7	74.0	-24.3	Peak	Vertical
	15705.0	45.6	3.9	49.5	74.0	-24.5	Peak	Vertical
*	16529.5	46.8	5.0	51.8	88.2	-36.4	Peak	Vertical

Note 1: "*" is not in restricted band.

Note 2: Measure Level (dB μ V/m) = Reading Level (dB μ V) + Factor (dB/m)

Factor (dB/m) = Cable Loss (dB) + Antenna Factor (dB/m) - Pre_Amplifier Gain (dB)

Product	OmniAccess Stellar	Test Engineer	Mero Zhou
Test Site	SIP-AC3	Test Date	2022/04/26
Test Mode	802.11ax-HE80	Test Channel	215
Remark	1. Average measurement was not performed if peak level lower than average limit. 2. Other frequency was 20dB below limit line within 1-18GHz, there is not show in the report.		

Mark	Frequency (MHz)	Reading Level (dBμV)	Factor (dB/m)	Measure Level (dBμV/m)	Limit (dBμV/m)	Margin (dB)	Detector	Polarization
*	10358.5	54.2	-2.6	51.6	88.2	-36.6	Peak	Horizontal
	12041.5	49.3	-2.8	46.5	74.0	-27.5	Peak	Horizontal
	15917.5	46.9	3.9	50.8	74.0	-23.2	Peak	Horizontal
*	16776.0	46.6	5.1	51.7	88.2	-36.5	Peak	Horizontal
*	9644.5	54.4	-2.9	51.5	88.2	-36.7	Peak	Vertical
	14472.5	47.3	2.4	49.7	74.0	-24.3	Peak	Vertical
	15654.0	47.2	3.8	51.0	74.0	-23.0	Peak	Vertical
*	16725.0	46.0	5.5	51.5	88.2	-36.7	Peak	Vertical

Note 1: "*" is not in restricted band.

Note 2: Measure Level (dBμV/m) = Reading Level (dBμV) + Factor (dB/m)

Factor (dB/m) = Cable Loss (dB) + Antenna Factor (dB/m) - Pre_Amplifier Gain (dB)

Product	OmniAccess Stellar	Test Engineer	Mero Zhou
Test Site	SIP-AC3	Test Date	2022/04/26
Test Mode	802.11ax-HE160	Test Channel	15
Remark	1. Average measurement was not performed if peak level lower than average limit. 2. Other frequency was 20dB below limit line within 1-18GHz, there is not show in the report.		

Mark	Frequency (MHz)	Reading Level (dB μ V)	Factor (dB/m)	Measure Level (dB μ V/m)	Limit (dB μ V/m)	Margin (dB)	Detector	Polarization
*	10358.5	54.1	-2.6	51.5	88.2	-36.7	Peak	Horizontal
	11693.0	49.0	-3.0	46.0	74.0	-28.0	Peak	Horizontal
*	14175.0	48.2	2.5	50.7	88.2	-37.5	Peak	Horizontal
	15424.5	46.2	4.0	50.2	74.0	-23.8	Peak	Horizontal
*	9644.5	52.0	-2.9	49.1	88.2	-39.1	Peak	Vertical
	12415.5	49.3	-2.3	47.0	74.0	-27.0	Peak	Vertical
	15662.5	46.8	3.8	50.6	74.0	-23.4	Peak	Vertical
*	16589.0	46.2	5.0	51.2	88.2	-37.0	Peak	Vertical

Note 1: "*" is not in restricted band.

Note 2: Measure Level (dB μ V/m) = Reading Level (dB μ V) + Factor (dB/m)

Factor (dB/m) = Cable Loss (dB) + Antenna Factor (dB/m) - Pre_Amplifier Gain (dB)

Product	OmniAccess Stellar	Test Engineer	Mero Zhou
Test Site	SIP-AC3	Test Date	2022/04/26
Test Mode	802.11ax-HE160	Test Channel	47
Remark	1. Average measurement was not performed if peak level lower than average limit. 2. Other frequency was 20dB below limit line within 1-18GHz, there is not show in the report.		

Mark	Frequency (MHz)	Reading Level (dB μ V)	Factor (dB/m)	Measure Level (dB μ V/m)	Limit (dB μ V/m)	Margin (dB)	Detector	Polarization
*	10358.5	52.9	-2.6	50.3	88.2	-37.9	Peak	Horizontal
	14472.5	48.5	2.4	50.9	74.0	-23.1	Peak	Horizontal
	15450.0	46.1	3.9	50.0	74.0	-24.0	Peak	Horizontal
*	16665.5	46.8	5.2	52.0	88.2	-36.2	Peak	Horizontal
*	9644.5	51.8	-2.9	48.9	88.2	-39.3	Peak	Vertical
	14472.5	48.1	2.4	50.5	74.0	-23.5	Peak	Vertical
	15730.5	47.6	3.4	51.0	74.0	-23.0	Peak	Vertical
*	16521.0	45.5	5.1	50.6	88.2	-37.6	Peak	Vertical

Note 1: "*" is not in restricted band.

Note 2: Measure Level (dB μ V/m) = Reading Level (dB μ V) + Factor (dB/m)

Factor (dB/m) = Cable Loss (dB) + Antenna Factor (dB/m) - Pre_Amplifier Gain (dB)

Product	OmniAccess Stellar	Test Engineer	Mero Zhou
Test Site	SIP-AC3	Test Date	2022/04/26
Test Mode	802.11ax-HE160	Test Channel	79
Remark	1. Average measurement was not performed if peak level lower than average limit. 2. Other frequency was 20dB below limit line within 1-18GHz, there is not show in the report.		

Mark	Frequency (MHz)	Reading Level (dB μ V)	Factor (dB/m)	Measure Level (dB μ V/m)	Limit (dB μ V/m)	Margin (dB)	Detector	Polarization
*	10358.5	54.6	-2.6	52.0	88.2	-36.2	Peak	Horizontal
	14472.5	47.7	2.4	50.1	74.0	-23.9	Peak	Horizontal
	15705.0	46.8	3.9	50.7	74.0	-23.3	Peak	Horizontal
*	16589.0	46.5	5.0	51.5	88.2	-36.7	Peak	Horizontal
*	9644.5	52.1	-2.9	49.2	88.2	-39.0	Peak	Vertical
	14472.5	48.6	2.4	51.0	74.0	-23.0	Peak	Vertical
	16045.0	46.2	4.0	50.2	74.0	-23.8	Peak	Vertical
*	16521.0	46.9	5.1	52.0	88.2	-36.2	Peak	Vertical

Note 1: "*" is not in restricted band.

Note 2: Measure Level (dB μ V/m) = Reading Level (dB μ V) + Factor (dB/m)

Factor (dB/m) = Cable Loss (dB) + Antenna Factor (dB/m) - Pre_Amplifier Gain (dB)

Product	OmniAccess Stellar	Test Engineer	Mero Zhou
Test Site	SIP-AC3	Test Date	2022/04/26
Test Mode	802.11ax-HE160	Test Channel	111
Remark	1. Average measurement was not performed if peak level lower than average limit. 2. Other frequency was 20dB below limit line within 1-18GHz, there is not show in the report.		

Mark	Frequency (MHz)	Reading Level (dBμV)	Factor (dB/m)	Measure Level (dBμV/m)	Limit (dBμV/m)	Margin (dB)	Detector	Polarization
*	10358.5	53.4	-2.6	50.8	88.2	-37.4	Peak	Horizontal
	12279.5	49.6	-2.5	47.1	74.0	-26.9	Peak	Horizontal
	15433.0	45.9	4.0	49.9	74.0	-24.1	Peak	Horizontal
*	16648.5	46.0	5.2	51.2	88.2	-37.0	Peak	Horizontal
*	9644.5	52.0	-2.9	49.1	88.2	-39.1	Peak	Vertical
*	10358.5	52.0	-2.6	49.4	88.2	-38.8	Peak	Vertical
	14472.5	47.7	2.4	50.1	74.0	-23.9	Peak	Vertical
	16130.0	46.3	4.2	50.5	74.0	-23.5	Peak	Vertical

Note 1: "*" is not in restricted band.

Note 2: Measure Level (dBμV/m) = Reading Level (dBμV) + Factor (dB/m)

Factor (dB/m) = Cable Loss (dB) + Antenna Factor (dB/m) - Pre_Amplifier Gain (dB)

Product	OmniAccess Stellar	Test Engineer	Mero Zhou
Test Site	SIP-AC3	Test Date	2022/04/26
Test Mode	802.11ax-HE160	Test Channel	143
Remark	1. Average measurement was not performed if peak level lower than average limit. 2. Other frequency was 20dB below limit line within 1-18GHz, there is not show in the report.		

Mark	Frequency (MHz)	Reading Level (dB μ V)	Factor (dB/m)	Measure Level (dB μ V/m)	Limit (dB μ V/m)	Margin (dB)	Detector	Polarization
*	10358.5	54.2	-2.6	51.6	88.2	-36.6	Peak	Horizontal
	14472.5	47.8	2.4	50.2	74.0	-23.8	Peak	Horizontal
	15798.5	46.7	3.6	50.3	74.0	-23.7	Peak	Horizontal
*	16555.0	46.9	4.9	51.8	88.2	-36.4	Peak	Horizontal
*	9644.5	51.7	-2.9	48.8	88.2	-39.4	Peak	Vertical
*	13954.0	47.7	1.8	49.5	88.2	-38.7	Peak	Vertical
	14472.5	48.0	2.4	50.4	74.0	-23.6	Peak	Vertical
	15628.5	45.4	3.8	49.2	74.0	-24.8	Peak	Vertical

Note 1: "*" is not in restricted band.

Note 2: Measure Level (dB μ V/m) = Reading Level (dB μ V) + Factor (dB/m)

Factor (dB/m) = Cable Loss (dB) + Antenna Factor (dB/m) - Pre_Amplifier Gain (dB)

Product	OmniAccess Stellar	Test Engineer	Mero Zhou
Test Site	SIP-AC3	Test Date	2022/04/26
Test Mode	802.11ax-HE160	Test Channel	175
Remark	1. Average measurement was not performed if peak level lower than average limit. 2. Other frequency was 20dB below limit line within 1-18GHz, there is not show in the report.		

Mark	Frequency (MHz)	Reading Level (dBμV)	Factor (dB/m)	Measure Level (dBμV/m)	Limit (dBμV/m)	Margin (dB)	Detector	Polarization
*	10358.5	53.6	-2.6	51.0	88.2	-37.2	Peak	Horizontal
	10945.0	48.5	-2.5	46.0	74.0	-28.0	Peak	Horizontal
	15909.0	46.8	3.9	50.7	74.0	-23.3	Peak	Horizontal
*	16529.5	46.8	5.0	51.8	88.2	-36.4	Peak	Horizontal
*	9644.5	49.9	-2.9	47.0	88.2	-41.2	Peak	Vertical
	14472.5	47.5	2.4	49.9	74.0	-24.1	Peak	Vertical
	15722.0	46.4	3.5	49.9	74.0	-24.1	Peak	Vertical
*	16937.5	46.3	5.8	52.1	88.2	-36.1	Peak	Vertical

Note 1: "*" is not in restricted band.

Note 2: Measure Level (dBμV/m) = Reading Level (dBμV) + Factor (dB/m)

Factor (dB/m) = Cable Loss (dB) + Antenna Factor (dB/m) - Pre_Amplifier Gain (dB)

Product	OmniAccess Stellar	Test Engineer	Mero Zhou
Test Site	SIP-AC3	Test Date	2022/04/26
Test Mode	802.11ax-HE160	Test Channel	207
Remark	1. Average measurement was not performed if peak level lower than average limit. 2. Other frequency was 20dB below limit line within 1-18GHz, there is not show in the report.		

Mark	Frequency (MHz)	Reading Level (dBμV)	Factor (dB/m)	Measure Level (dBμV/m)	Limit (dBμV/m)	Margin (dB)	Detector	Polarization
*	10358.5	52.7	-2.6	50.1	88.2	-38.1	Peak	Horizontal
	12687.5	48.8	-1.7	47.1	74.0	-26.9	Peak	Horizontal
*	14200.5	47.0	2.4	49.4	88.2	-38.8	Peak	Horizontal
	15909.0	46.6	3.9	50.5	74.0	-23.5	Peak	Horizontal
*	9644.5	52.3	-2.9	49.4	88.2	-38.8	Peak	Vertical
	11880.0	49.3	-3.0	46.3	74.0	-27.7	Peak	Vertical
*	15050.5	46.8	3.7	50.5	88.2	-37.7	Peak	Vertical
	15841.0	46.4	3.6	50.0	74.0	-24.0	Peak	Vertical

Note 1: "*" is not in restricted band.

Note 2: Measure Level (dBμV/m) = Reading Level (dBμV) + Factor (dB/m)

Factor (dB/m) = Cable Loss (dB) + Antenna Factor (dB/m) - Pre_Amplifier Gain (dB)

The Result of Radiated Emission below 1GHz:

Site: SIP-AC3	Time: 2022/04/26
Limit: FCC_Part15.209_RSE(3m)	Engineer: Mero Zhou
Probe: SIP-AC3_VULB 9168 _30-1000MHz	Polarity: Horizontal
EUT: OmniAccess Stellar	Power: 120V/60Hz
Test Mode: Transmit by 802.11ax-HE160 at Channel 6345MHz	



No	Flag	Mark	Frequency (MHz)	Measure Level (dB μ V/m)	Reading Level (dB μ V)	Margin (dB)	Limit (dB μ V/m)	Factor (dB/m)	Type
1			80.925	28.815	15.449	-11.185	40.000	13.367	PK
2		*	384.050	39.181	18.561	-6.819	46.000	20.620	PK
3			451.465	37.378	14.974	-8.622	46.000	22.404	PK
4			679.900	37.468	10.860	-8.532	46.000	26.608	PK
5			759.925	38.060	9.739	-7.940	46.000	28.321	PK
6			839.950	37.413	9.095	-8.587	46.000	28.318	PK

Note 1: " * ", means this data is the worst emission level.

Note 2: Measure Level (dB μ V/m) = Reading Level (dB μ V) + Factor (dB/m)

Note 2: Factor (dB/m) = Cable Loss (dB) + Antenna Factor (dB/m)

Note 4: Quasi-Peak measurement was not performed when peak measure level was lower than the quasi-peak limit.

Note 5: The amplitude of radiated emissions (frequency range from 9kHz ~ 30MHz, 18GHz to 40GHz) is that proximity to ambient noise, which also are attenuated more than 20 dB below the permissible value.

Therefore, the data is not presented in the report.

Site: SIP-AC3	Time: 2022/04/26
Limit: FCC_Part15.209_RSE(3m)	Engineer: Mero Zhou
Probe: SIP-AC3_VULB 9168 _30-1000MHz	Polarity: Vertical
EUT: OmniAccess Stellar	Power: 120V/60Hz
Test Mode: Transmit by 802.11ax-HE160 at Channel 6345MHz	



No	Flag	Mark	Frequency (MHz)	Measure Level (dBμV/m)	Reading Level (dBμV)	Margin (dB)	Limit (dBμV/m)	Factor (dB/m)	Type
1		*	34.661	38.186	21.000	-1.814	40.000	17.186	QP
2			50.370	33.683	15.577	-6.317	40.000	18.106	PK
3			176.470	33.115	16.004	-10.385	43.500	17.111	PK
4			295.295	37.855	19.399	-8.145	46.000	18.456	PK
5			390.355	39.497	18.783	-6.503	46.000	20.714	PK
6			453.405	40.842	18.393	-5.158	46.000	22.449	PK

Note 1: " * ", means this data is the worst emission level.

Note 2: Measure Level (dBμV/m) = Reading Level (dBμV) + Factor (dB/m)

Note 2: Factor (dB/m) = Cable Loss (dB) + Antenna Factor (dB/m)

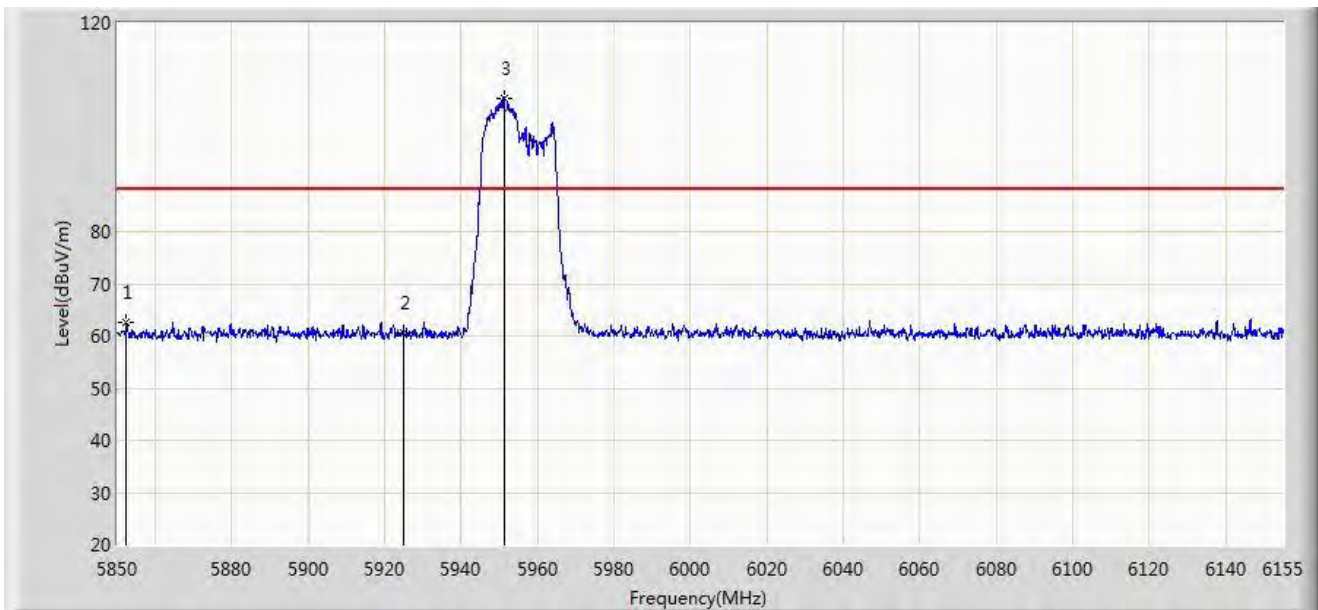
Note 4: Quasi-Peak measurement was not performed when peak measure level was lower than the quasi-peak limit.

Note 5: The amplitude of radiated emissions (frequency range from 9kHz ~ 30MHz, 18GHz to 40GHz) is that proximity to ambient noise, which also are attenuated more than 20 dB below the permissible value.

Therefore, the data is not presented in the report.

A.9 Radiated Restricted Band Edge Test Result

Site: SIP-AC3	Time: 2022/04/25 - 11:26
Limit: FCC_6G_RE(3m)	Engineer: Barry Wu
Probe: SIP-AC3_HF907_102861_1-18GHz	Polarity: Horizontal
EUT: OmniAccess Stellar	Power: 120V/60Hz
Test Mode: Transmit by 802.11ax-HE20 at Channel 5955MHz	



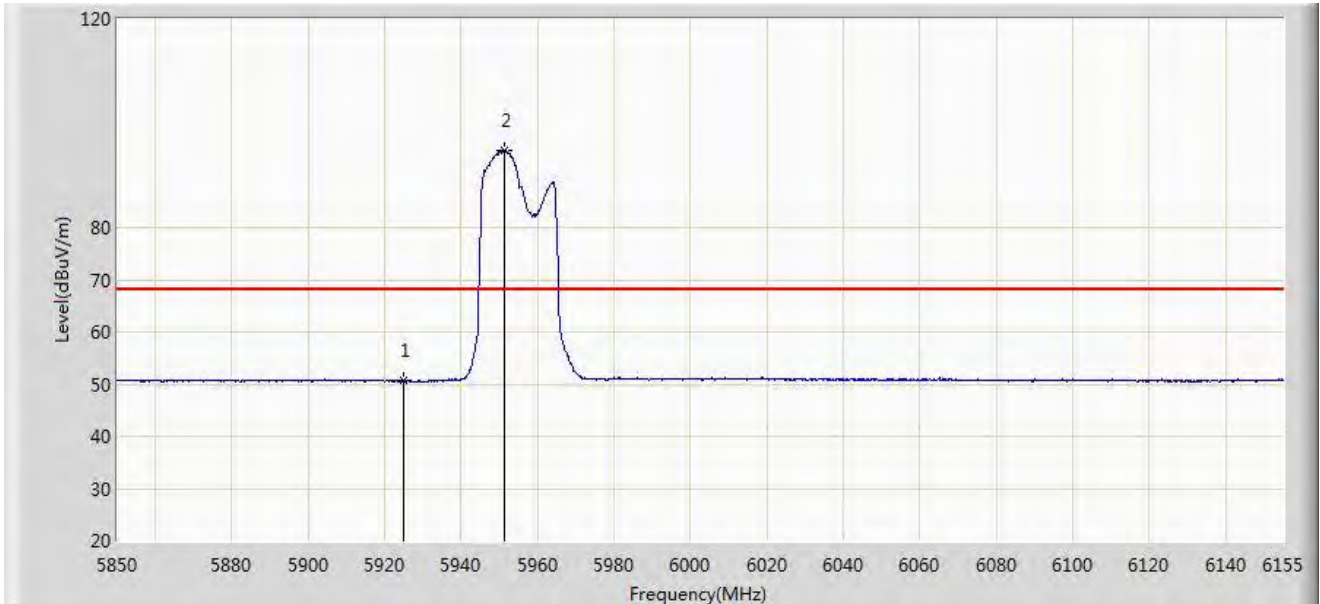
No	Mark	Frequency (MHz)	Measure Level (dB μ V/m)	Reading Level (dB μ V)	Margin (dB)	Limit (dB μ V/m)	Factor (dB/m)	Type
1	*	5852.440	62.717	70.648	-25.483	88.200	-7.931	PK
2		5925.000	60.568	68.640	-27.632	88.200	-8.073	PK
3		5951.107	105.584	113.376	N/A	N/A	-7.792	PK

Note 1: " * ", means this data is the worst emission level.

Note 2: Measure Level (dB μ V/m) = Reading Level (dB μ V) + Factor (dB/m).

Note 3: Factor (dB/m) = Cable Loss (dB) + Antenna Factor (dB/m) - Pre_Amplifier Gain (dB).

Site: SIP-AC3	Time: 2022/04/25 - 11:37
Limit: FCC_6G_RE(3m)	Engineer: Barry Wu
Probe: SIP-AC3_HF907_102861_1-18GHz	Polarity: Horizontal
EUT: OmniAccess Stellar	Power: 120V/60Hz
Test Mode: Transmit by 802.11ax-HE20 at Channel 5955MHz	



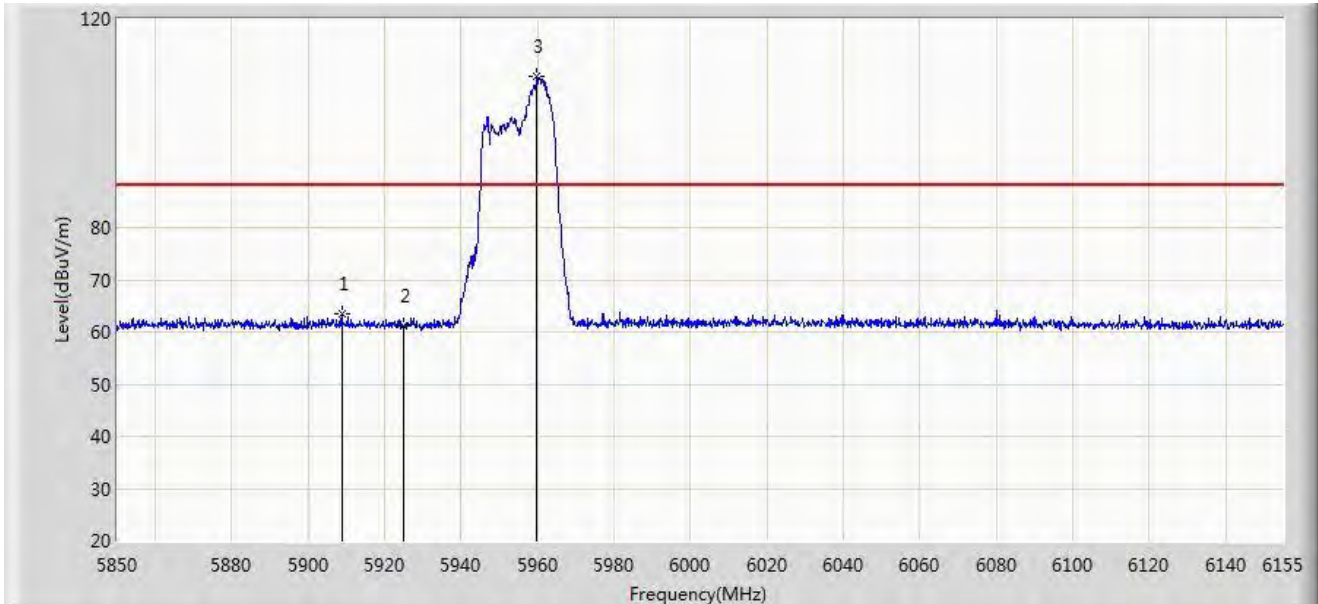
No	Mark	Frequency (MHz)	Measure Level (dBμV/m)	Reading Level (dBμV)	Margin (dB)	Limit (dBμV/m)	Factor (dB/m)	Type
1	*	5925.000	50.658	58.730	-17.542	68.200	-8.073	AV
2		5951.413	94.718	102.514	N/A	N/A	-7.796	AV

Note 1: " * ", means this data is the worst emission level.

Note 2: Measure Level (dBμV/m) = Reading Level (dBμV) + Factor (dB/m).

Note 3: Factor (dB/m) = Cable Loss (dB) + Antenna Factor (dB/m) - Pre_Amplifier Gain (dB).

Site: SIP-AC3	Time: 2022/04/25 - 10:42
Limit: FCC_6G_RE(3m)	Engineer: Barry Wu
Probe: SIP-AC3_HF907_102861_1-18GHz	Polarity: Vertical
EUT: OmniAccess Stellar	Power: 120V/60Hz
Test Mode: Transmit by 802.11ax-HE20 at Channel 5955MHz	



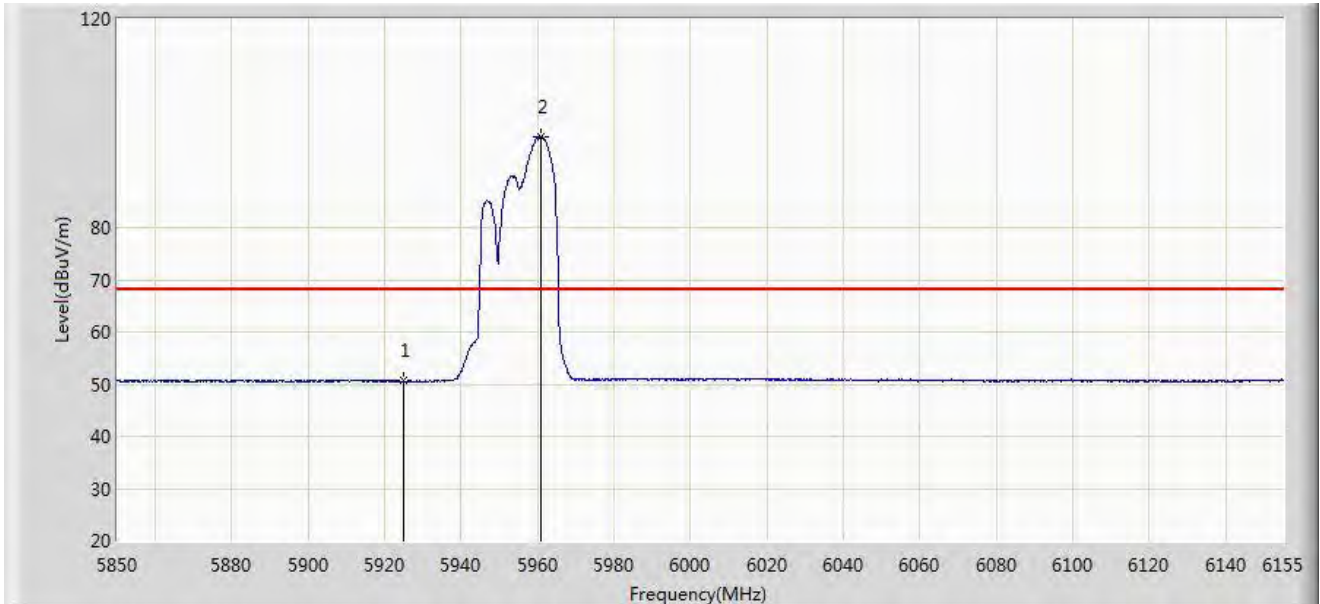
No	Mark	Frequency (MHz)	Measure Level (dBμV/m)	Reading Level (dBμV)	Margin (dB)	Limit (dBμV/m)	Factor (dB/m)	Type
1	*	5908.712	63.459	71.364	-24.741	88.200	-7.905	PK
2		5925.000	61.188	69.260	-27.012	88.200	-8.073	PK
3		5959.800	108.910	116.804	N/A	N/A	-7.894	PK

Note 1: " * ", means this data is the worst emission level.

Note 2: Measure Level (dBμV/m) = Reading Level (dBμV) + Factor (dB/m).

Note 3: Factor (dB/m) = Cable Loss (dB) + Antenna Factor (dB/m) - Pre_Amplifier Gain (dB).

Site: SIP-AC3	Time: 2022/04/25 - 11:21
Limit: FCC_6G_RE(3m)	Engineer: Barry Wu
Probe: SIP-AC3_HF907_102861_1-18GHz	Polarity: Vertical
EUT: OmniAccess Stellar	Power: 120V/60Hz
Test Mode: Transmit by 802.11ax-HE20 at Channel 5955MHz	



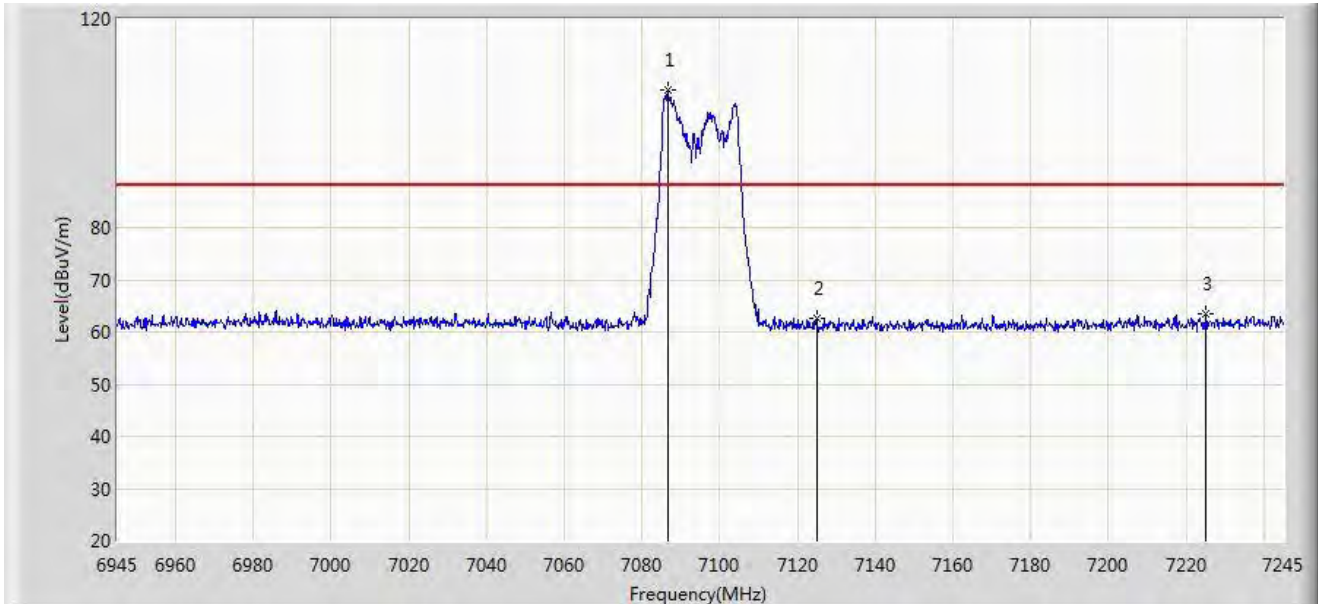
No	Mark	Frequency (MHz)	Measure Level (dBuV/m)	Reading Level (dBuV)	Margin (dB)	Limit (dBuV/m)	Factor (dB/m)	Type
1	*	5925.000	50.588	58.660	-17.612	68.200	-8.073	AV
2		5960.868	97.463	105.369	N/A	N/A	-7.906	AV

Note 1: " * ", means this data is the worst emission level.

Note 2: Measure Level (dBuV/m) = Reading Level (dBuV) + Factor (dB/m).

Note 3: Factor (dB/m) = Cable Loss (dB) + Antenna Factor (dB/m) - Pre_Amplifier Gain (dB).

Site: SIP-AC3	Time: 2022/04/25 - 11:52
Limit: FCC_6G_RE(3m)	Engineer: Barry Wu
Probe: SIP-AC3_HF907_102861_1-18GHz	Polarity: Horizontal
EUT: OmniAccess Stellar	Power: 120V/60Hz
Test Mode: Transmit by 802.11ax-HE20 at Channel 7095MHz	



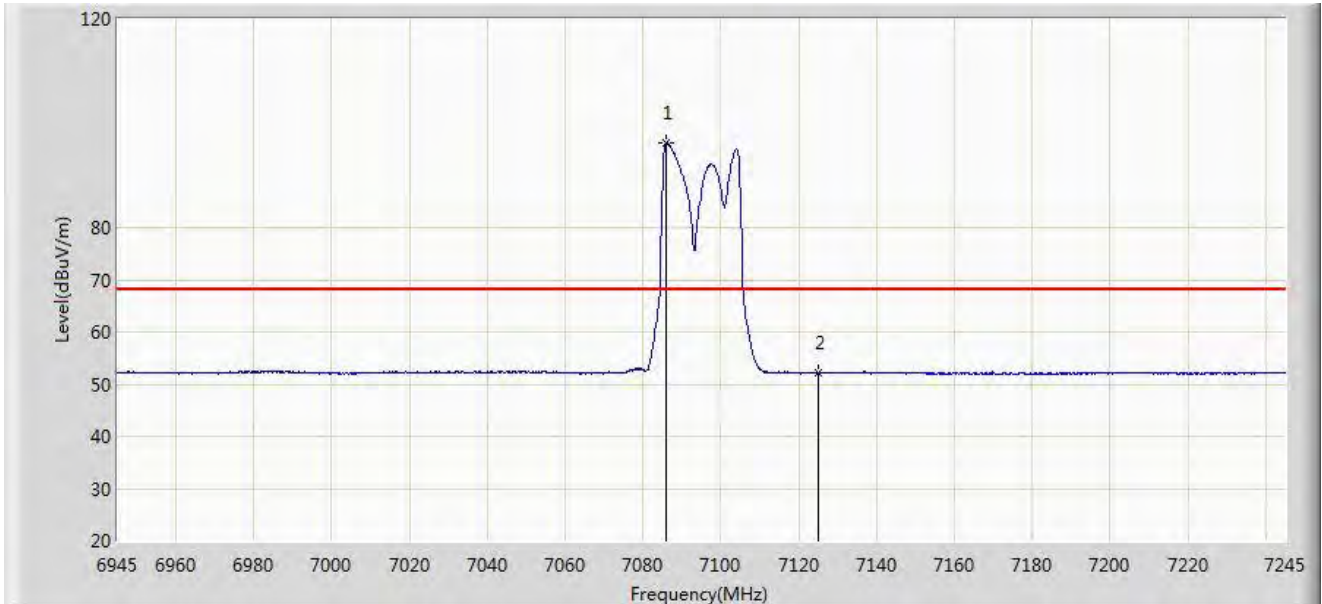
No	Mark	Frequency (MHz)	Measure Level (dB μ V/m)	Reading Level (dB μ V)	Margin (dB)	Limit (dB μ V/m)	Factor (dB/m)	Type
1		7086.600	106.284	112.311	N/A	N/A	-6.027	PK
2		7125.000	62.545	68.580	-25.655	88.200	-6.035	PK
3	*	7225.050	63.621	69.575	-24.579	88.200	-5.954	PK

Note 1: " * ", means this data is the worst emission level.

Note 2: Measure Level (dB μ V/m) = Reading Level (dB μ V) + Factor (dB/m).

Note 3: Factor (dB/m) = Cable Loss (dB) + Antenna Factor (dB/m) - Pre_Amplifier Gain (dB).

Site: SIP-AC3	Time: 2022/04/25 - 13:07
Limit: FCC_6G_RE(3m)	Engineer: Barry Wu
Probe: SIP-AC3_HF907_102861_1-18GHz	Polarity: Horizontal
EUT: OmniAccess Stellar	Power: 120V/60Hz
Test Mode: Transmit by 802.11ax-HE20 at Channel 7095MHz	



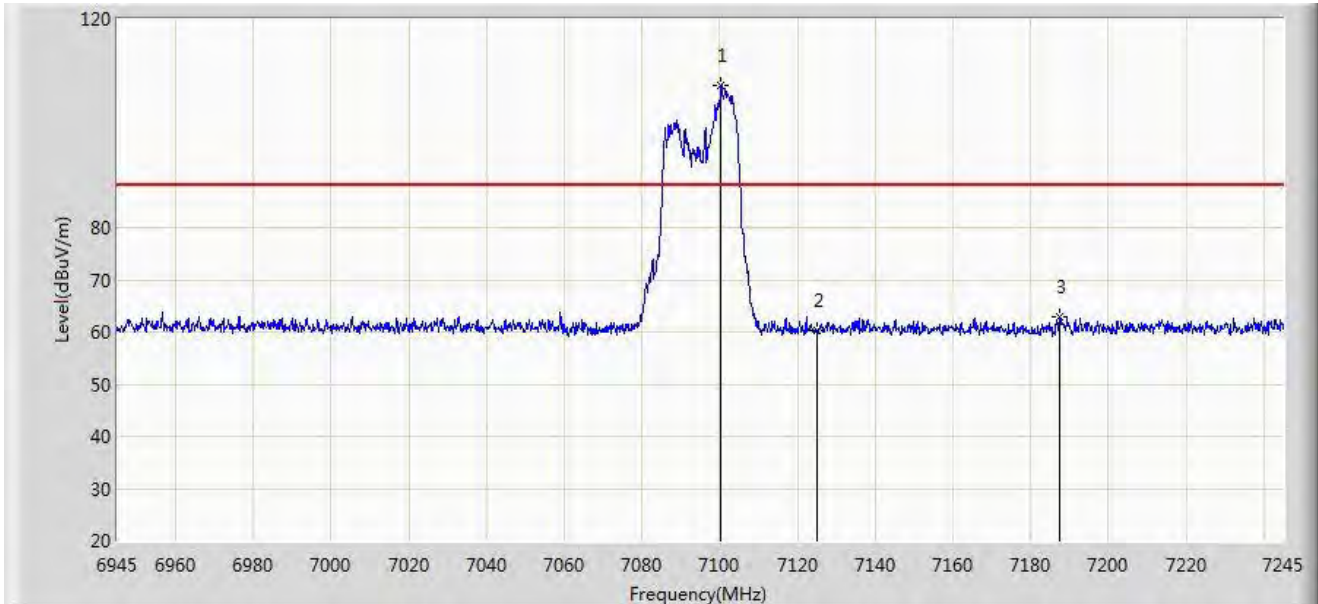
No	Mark	Frequency (MHz)	Measure Level (dBuV/m)	Reading Level (dBuV)	Margin (dB)	Limit (dBuV/m)	Factor (dB/m)	Type
1		7086.150	96.263	102.290	N/A	N/A	-6.027	AV
2	*	7125.000	52.115	58.150	-16.085	68.200	-6.035	AV

Note 1: " * ", means this data is the worst emission level.

Note 2: Measure Level (dBuV/m) = Reading Level (dBuV) + Factor (dB/m).

Note 3: Factor (dB/m) = Cable Loss (dB) + Antenna Factor (dB/m) - Pre_Amplifier Gain (dB).

Site: SIP-AC3	Time: 2022/04/25 - 11:42
Limit: FCC_6G_RE(3m)	Engineer: Barry Wu
Probe: SIP-AC3_HF907_102861_1-18GHz	Polarity: Vertical
EUT: OmniAccess Stellar	Power: 120V/60Hz
Test Mode: Transmit by 802.11ax-HE20 at Channel 7095MHz	



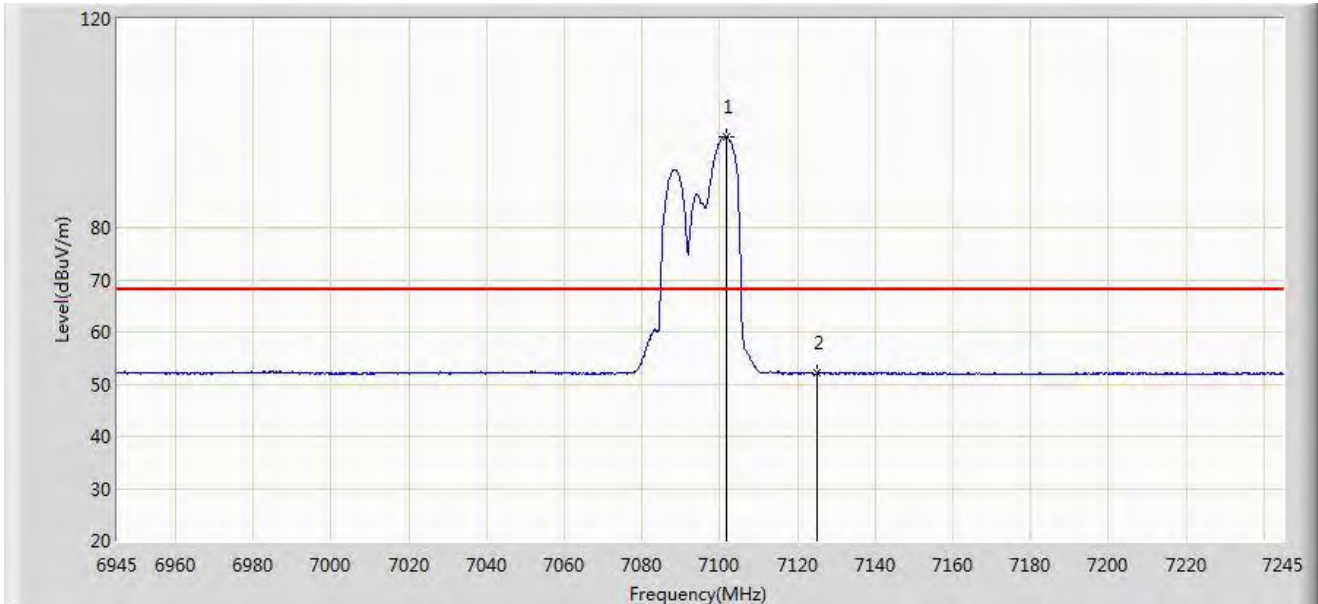
No	Mark	Frequency (MHz)	Measure Level (dB μ V/m)	Reading Level (dB μ V)	Margin (dB)	Limit (dB μ V/m)	Factor (dB/m)	Type
1		7100.400	107.174	113.196	N/A	N/A	-6.023	PK
2		7125.000	60.415	66.450	-27.785	88.200	-6.035	PK
3	*	7187.550	62.916	68.914	-25.284	88.200	-5.998	PK

Note 1: " * ", means this data is the worst emission level.

Note 2: Measure Level (dB μ V/m) = Reading Level (dB μ V) + Factor (dB/m).

Note 3: Factor (dB/m) = Cable Loss (dB) + Antenna Factor (dB/m) - Pre_Amplifier Gain (dB).

Site: SIP-AC3	Time: 2022/04/25 - 11:51
Limit: FCC_6G_RE(3m)	Engineer: Barry Wu
Probe: SIP-AC3_HF907_102861_1-18GHz	Polarity: Vertical
EUT: OmniAccess Stellar	Power: 120V/60Hz
Test Mode: Transmit by 802.11ax-HE20 at Channel 7095MHz	



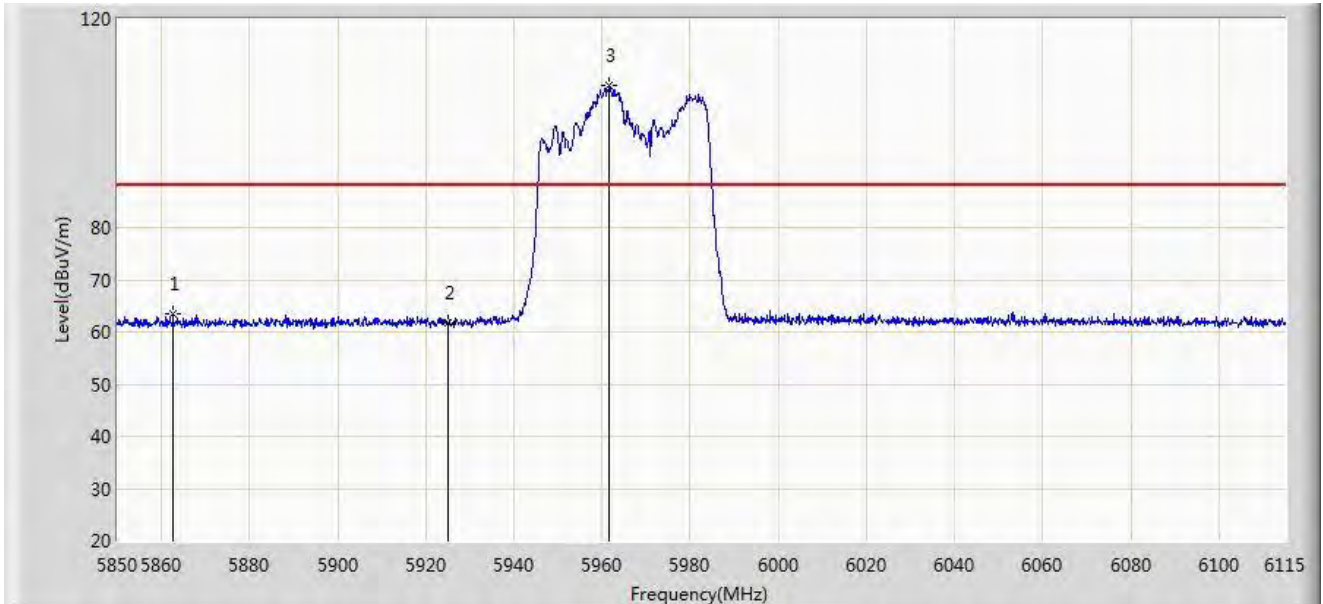
No	Mark	Frequency (MHz)	Measure Level (dB μ V/m)	Reading Level (dB μ V)	Margin (dB)	Limit (dB μ V/m)	Factor (dB/m)	Type
1		7101.600	97.507	103.529	N/A	N/A	-6.022	AV
2	*	7125.000	52.115	58.150	-16.085	68.200	-6.035	AV

Note 1: " * ", means this data is the worst emission level.

Note 2: Measure Level (dB μ V/m) = Reading Level (dB μ V) + Factor (dB/m).

Note 3: Factor (dB/m) = Cable Loss (dB) + Antenna Factor (dB/m) - Pre_Amplifier Gain (dB).

Site: SIP-AC3	Time: 2022/04/25 - 13:13
Limit: FCC_6G_RE(3m)	Engineer: Barry Wu
Probe: SIP-AC3_HF907_102861_1-18GHz	Polarity: Horizontal
EUT: OmniAccess Stellar	Power: 120V/60Hz
Test Mode: Transmit by 802.11ax-HE40 at Channel 5965MHz	



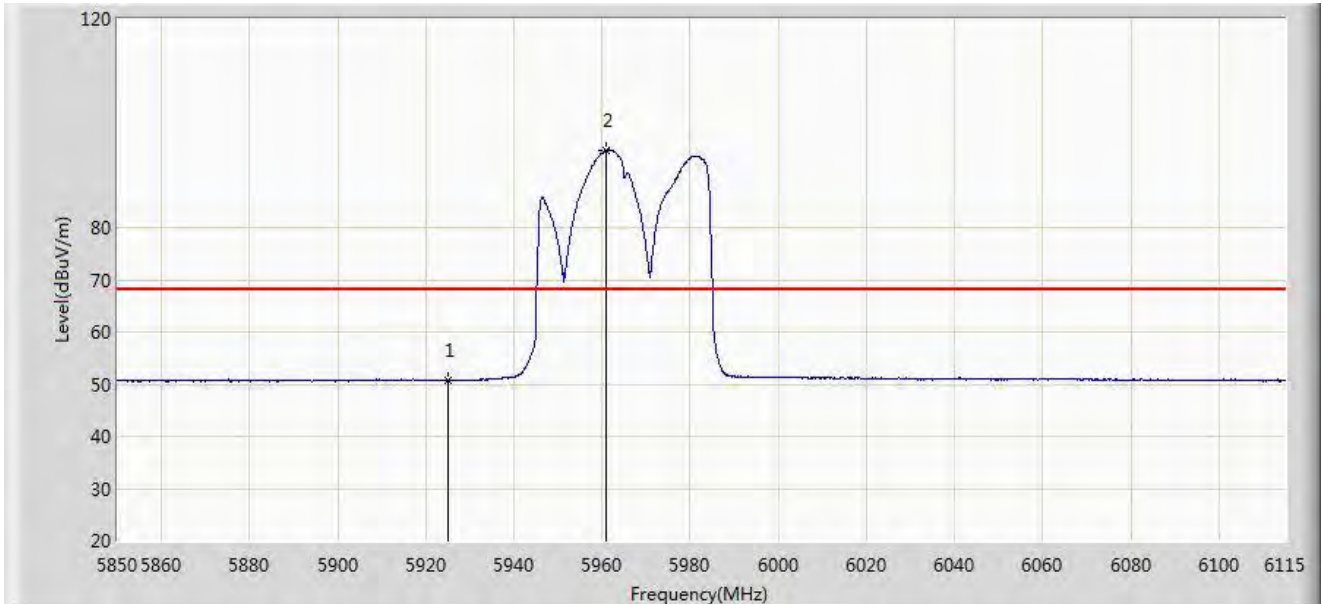
No	Mark	Frequency (MHz)	Measure Level (dBμV/m)	Reading Level (dBμV)	Margin (dB)	Limit (dBμV/m)	Factor (dB/m)	Type
1	*	5862.587	63.344	71.296	-24.856	88.200	-7.951	PK
2		5925.000	61.668	69.740	-26.532	88.200	-8.073	PK
3		5961.697	107.259	115.175	N/A	N/A	-7.916	PK

Note 1: " * ", means this data is the worst emission level.

Note 2: Measure Level (dBμV/m) = Reading Level (dBμV) + Factor (dB/m).

Note 3: Factor (dB/m) = Cable Loss (dB) + Antenna Factor (dB/m) - Pre_Amplifier Gain (dB).

Site: SIP-AC3	Time: 2022/04/25 - 13:30
Limit: FCC_6G_RE(3m)	Engineer: Barry Wu
Probe: SIP-AC3_HF907_102861_1-18GHz	Polarity: Horizontal
EUT: OmniAccess Stellar	Power: 120V/60Hz
Test Mode: Transmit by 802.11ax-HE40 at Channel 5965MHz	



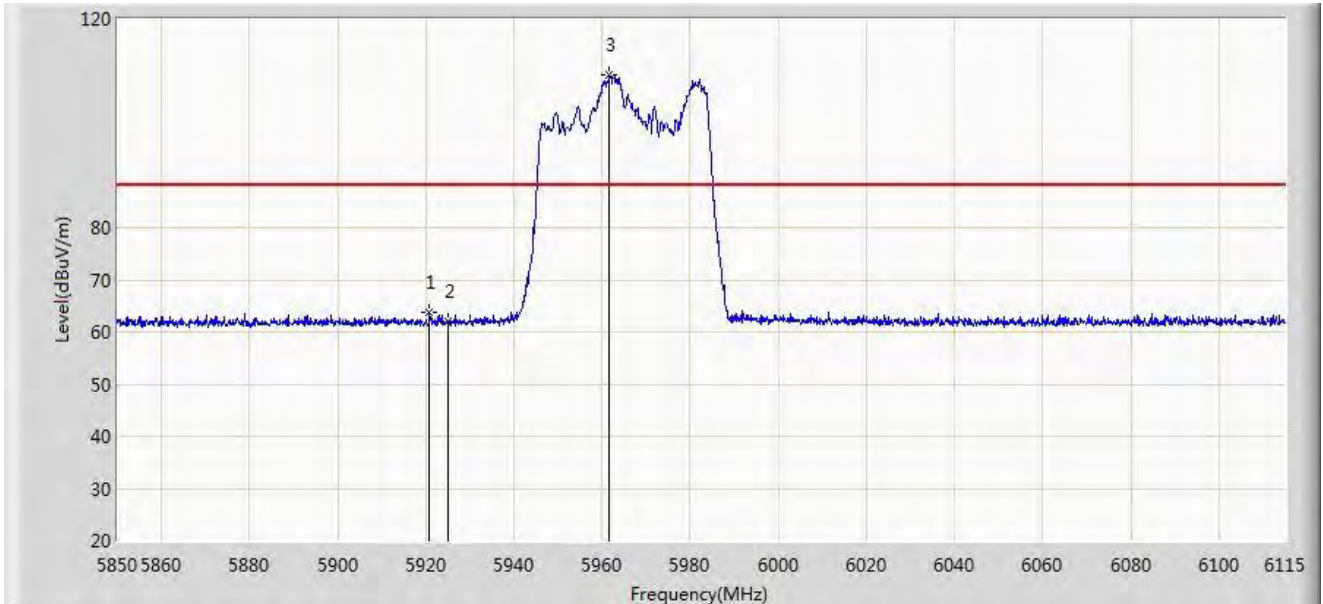
No	Mark	Frequency (MHz)	Measure Level (dB μ V/m)	Reading Level (dB μ V)	Margin (dB)	Limit (dB μ V/m)	Factor (dB/m)	Type
1	*	5925.000	50.768	58.840	-17.432	68.200	-8.073	AV
2		5960.770	94.734	102.639	N/A	N/A	-7.905	AV

Note 1: " * ", means this data is the worst emission level.

Note 2: Measure Level (dB μ V/m) = Reading Level (dB μ V) + Factor (dB/m).

Note 3: Factor (dB/m) = Cable Loss (dB) + Antenna Factor (dB/m) - Pre_Amplifier Gain (dB).

Site: SIP-AC3	Time: 2022/04/25 - 13:32
Limit: FCC_6G_RE(3m)	Engineer: Barry Wu
Probe: SIP-AC3_HF907_102861_1-18GHz	Polarity: Vertical
EUT: OmniAccess Stellar	Power: 120V/60Hz
Test Mode: Transmit by 802.11ax-HE40 at Channel 5965MHz	



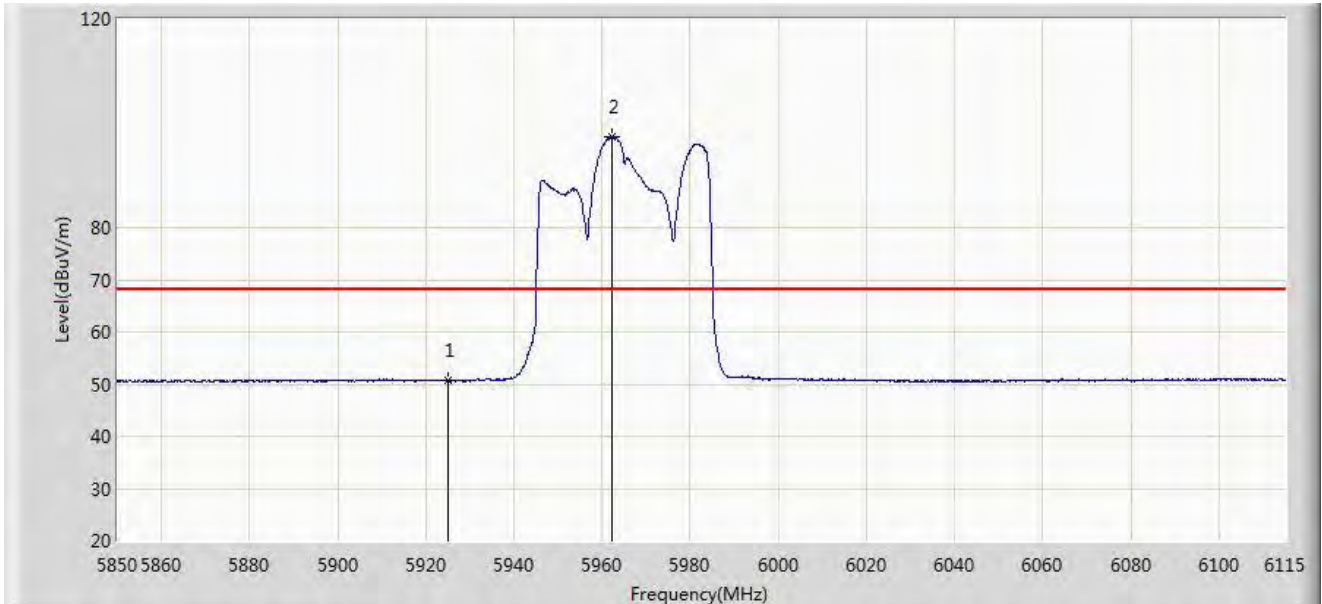
No	Mark	Frequency (MHz)	Measure Level (dB μ V/m)	Reading Level (dB μ V)	Margin (dB)	Limit (dB μ V/m)	Factor (dB/m)	Type
1	*	5920.888	63.718	71.724	-24.482	88.200	-8.006	PK
2		5925.000	61.918	69.990	-26.282	88.200	-8.073	PK
3		5961.565	109.398	117.313	N/A	N/A	-7.915	PK

Note 1: " * ", means this data is the worst emission level.

Note 2: Measure Level (dB μ V/m) = Reading Level (dB μ V) + Factor (dB/m).

Note 3: Factor (dB/m) = Cable Loss (dB) + Antenna Factor (dB/m) - Pre_Amplifier Gain (dB).

Site: SIP-AC3	Time: 2022/04/25 - 13:43
Limit: FCC_6G_RE(3m)	Engineer: Barry Wu
Probe: SIP-AC3_HF907_102861_1-18GHz	Polarity: Vertical
EUT: OmniAccess Stellar	Power: 120V/60Hz
Test Mode: Transmit by 802.11ax-HE40 at Channel 5965MHz	



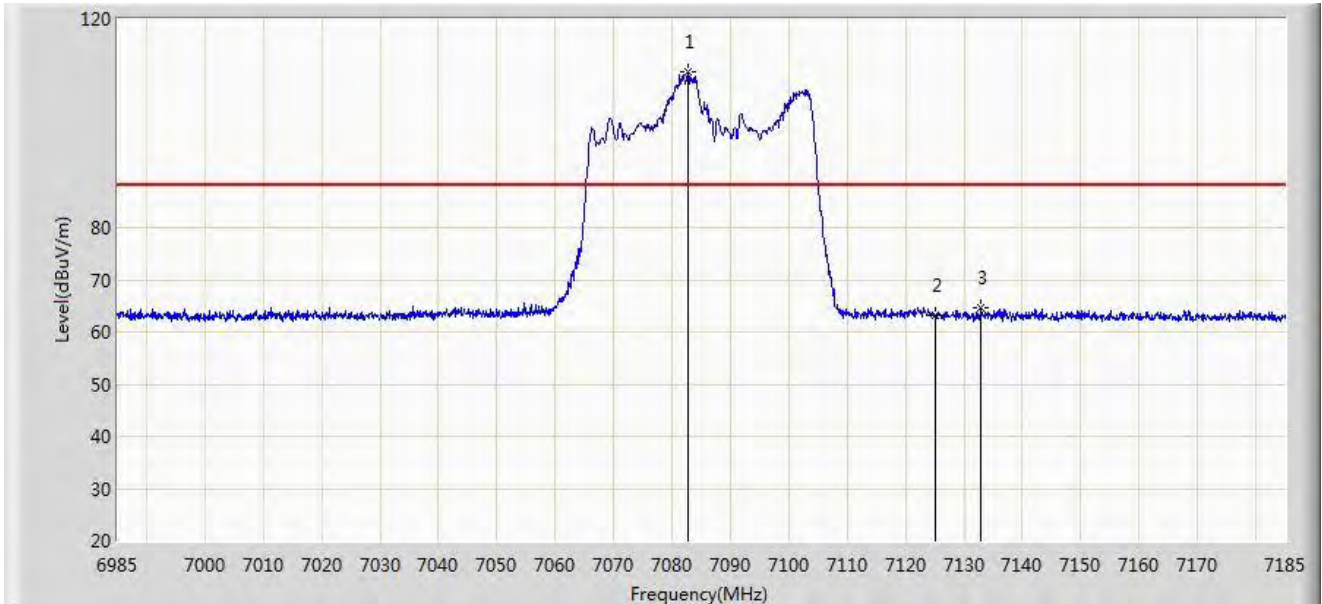
No	Mark	Frequency (MHz)	Measure Level (dB μ V/m)	Reading Level (dB μ V)	Margin (dB)	Limit (dB μ V/m)	Factor (dB/m)	Type
1	*	5925.000	50.788	58.860	-17.412	68.200	-8.073	AV
2		5962.360	97.446	105.370	N/A	N/A	-7.924	AV

Note 1: " * ", means this data is the worst emission level.

Note 2: Measure Level (dB μ V/m) = Reading Level (dB μ V) + Factor (dB/m).

Note 3: Factor (dB/m) = Cable Loss (dB) + Antenna Factor (dB/m) - Pre_Amplifier Gain (dB).

Site: SIP-AC3	Time: 2022/04/25 - 13:46
Limit: FCC_6G_RE(3m)	Engineer: Barry Wu
Probe: SIP-AC3_HF907_102861_1-18GHz	Polarity: Horizontal
EUT: OmniAccess Stellar	Power: 120V/60Hz
Test Mode: Transmit by 802.11ax-HE40 at Channel 7085MHz	



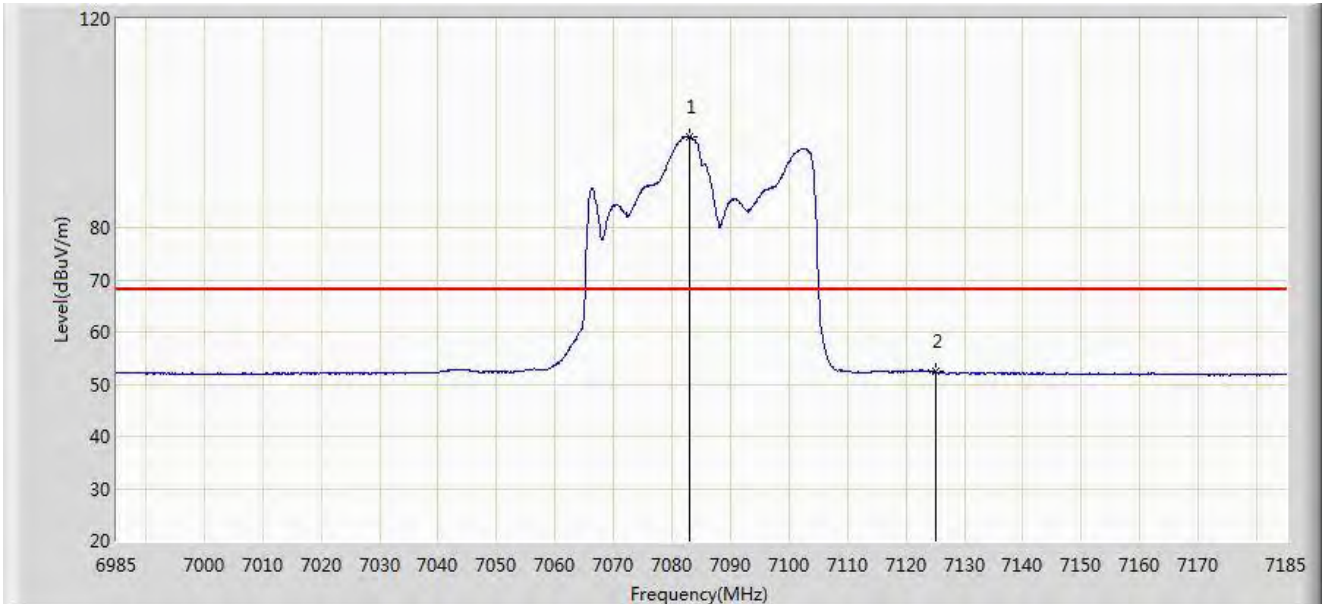
No	Mark	Frequency (MHz)	Measure Level (dB μ V/m)	Reading Level (dB μ V)	Margin (dB)	Limit (dB μ V/m)	Factor (dB/m)	Type
1		7082.700	109.786	115.857	N/A	N/A	-6.070	PK
2		7125.000	63.055	69.090	-25.145	88.200	-6.035	PK
3	*	7132.900	64.628	70.640	-23.572	88.200	-6.011	PK

Note 1: " * ", means this data is the worst emission level.

Note 2: Measure Level (dB μ V/m) = Reading Level (dB μ V) + Factor (dB/m).

Note 3: Factor (dB/m) = Cable Loss (dB) + Antenna Factor (dB/m) - Pre_Amplifier Gain (dB).

Site: SIP-AC3	Time: 2022/04/25 - 13:54
Limit: FCC_6G_RE(3m)	Engineer: Barry Wu
Probe: SIP-AC3_HF907_102861_1-18GHz	Polarity: Horizontal
EUT: OmniAccess Stellar	Power: 120V/60Hz
Test Mode: Transmit by 802.11ax-HE40 at Channel 7085MHz	



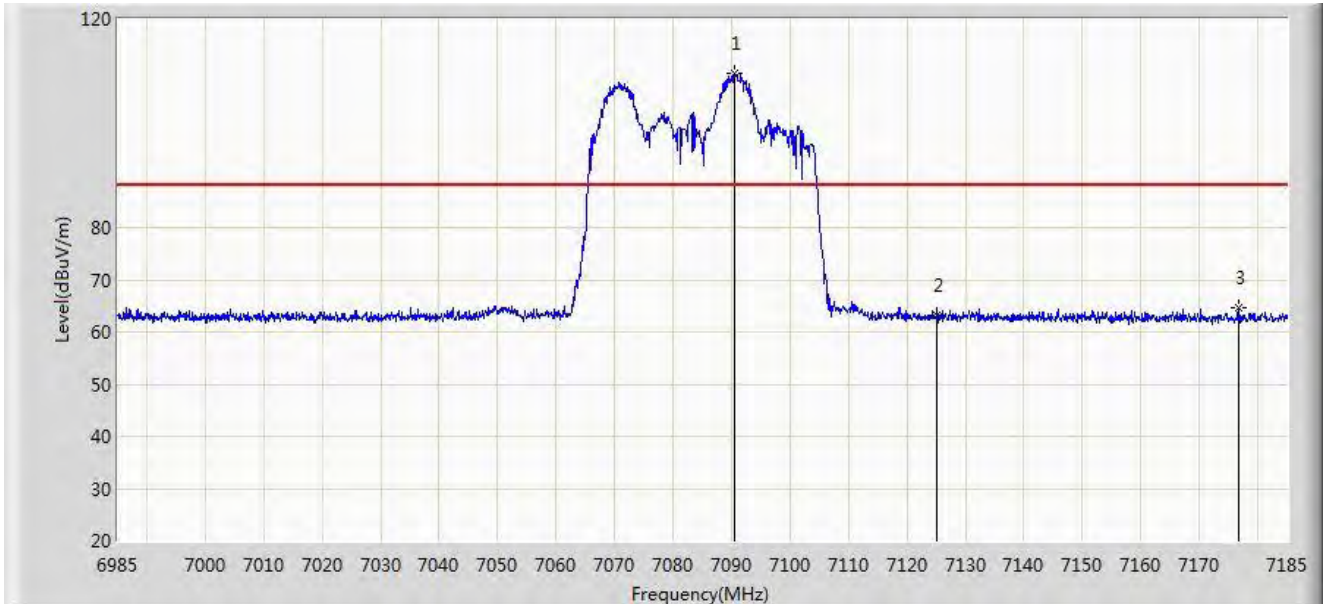
No	Mark	Frequency (MHz)	Measure Level (dB μ V/m)	Reading Level (dB μ V)	Margin (dB)	Limit (dB μ V/m)	Factor (dB/m)	Type
1		7082.900	97.397	103.465	N/A	N/A	-6.068	AV
2	*	7125.000	52.355	58.390	-15.845	68.200	-6.035	AV

Note 1: " * ", means this data is the worst emission level.

Note 2: Measure Level (dB μ V/m) = Reading Level (dB μ V) + Factor (dB/m).

Note 3: Factor (dB/m) = Cable Loss (dB) + Antenna Factor (dB/m) - Pre_Amplifier Gain (dB).

Site: SIP-AC3	Time: 2022/04/25 - 13:55
Limit: FCC_6G_RE(3m)	Engineer: Barry Wu
Probe: SIP-AC3_HF907_102861_1-18GHz	Polarity: Vertical
EUT: OmniAccess Stellar	Power: 120V/60Hz
Test Mode: Transmit by 802.11ax-HE40 at Channel 7085MHz	



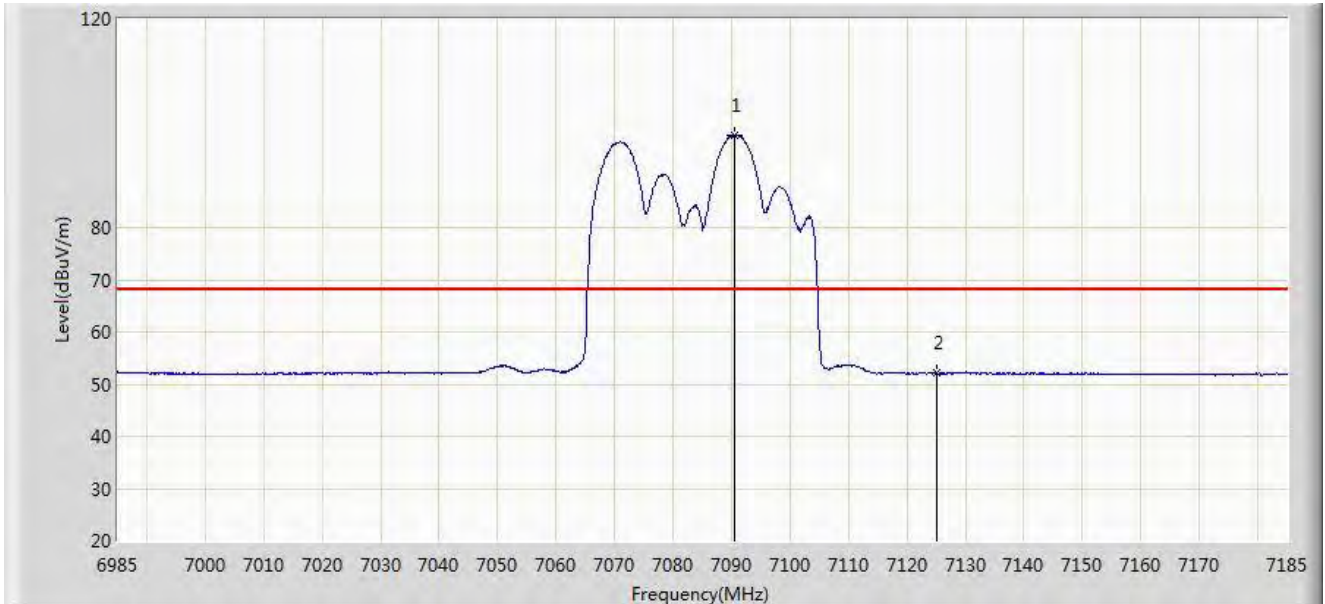
No	Mark	Frequency (MHz)	Measure Level (dB μ V/m)	Reading Level (dB μ V)	Margin (dB)	Limit (dB μ V/m)	Factor (dB/m)	Type
1		7090.600	109.452	115.477	N/A	N/A	-6.026	PK
2		7125.000	63.215	69.250	-24.985	88.200	-6.035	PK
3	*	7176.700	64.730	70.751	-23.470	88.200	-6.021	PK

Note 1: " * ", means this data is the worst emission level.

Note 2: Measure Level (dB μ V/m) = Reading Level (dB μ V) + Factor (dB/m).

Note 3: Factor (dB/m) = Cable Loss (dB) + Antenna Factor (dB/m) - Pre_Amplifier Gain (dB).

Site: SIP-AC3	Time: 2022/04/25 - 14:01
Limit: FCC_6G_RE(3m)	Engineer: Barry Wu
Probe: SIP-AC3_HF907_102861_1-18GHz	Polarity: Vertical
EUT: OmniAccess Stellar	Power: 120V/60Hz
Test Mode: Transmit by 802.11ax-HE40 at Channel 7085MHz	



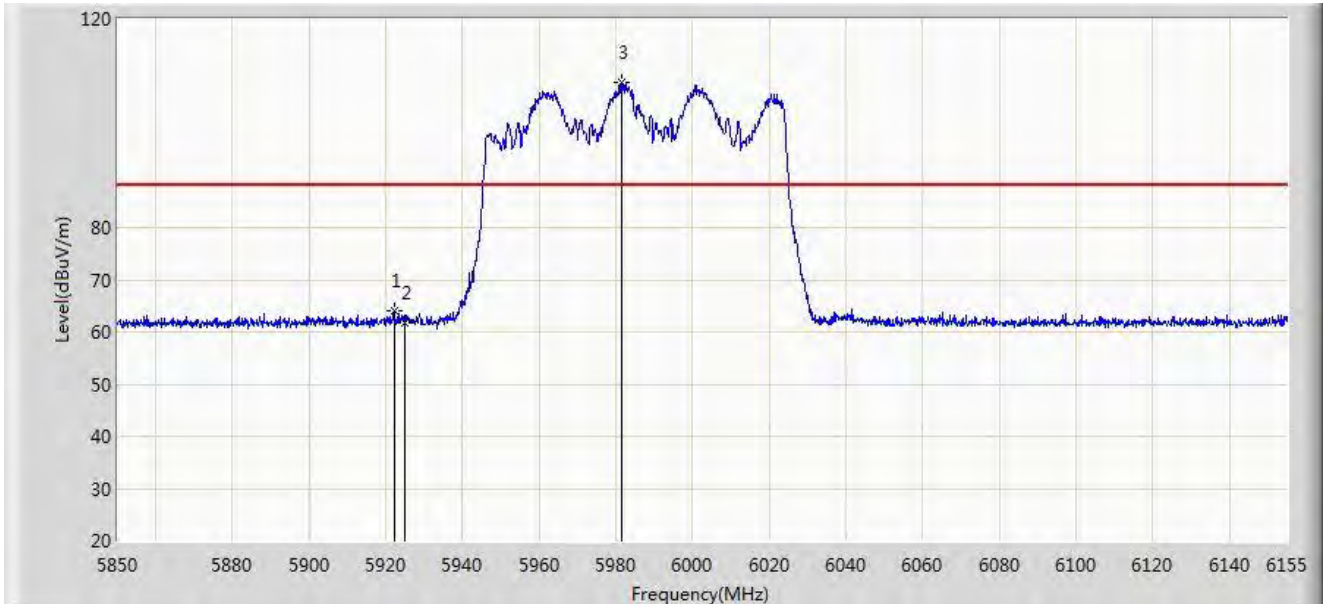
No	Mark	Frequency (MHz)	Measure Level (dB μ V/m)	Reading Level (dB μ V)	Margin (dB)	Limit (dB μ V/m)	Factor (dB/m)	Type
1		7090.600	97.811	103.836	N/A	N/A	-6.026	AV
2	*	7125.000	52.195	58.230	-16.005	68.200	-6.035	AV

Note 1: " * ", means this data is the worst emission level.

Note 2: Measure Level (dB μ V/m) = Reading Level (dB μ V) + Factor (dB/m).

Note 3: Factor (dB/m) = Cable Loss (dB) + Antenna Factor (dB/m) - Pre_Amplifier Gain (dB).

Site: SIP-AC3	Time: 2022/04/25 - 14:04
Limit: FCC_6G_RE(3m)	Engineer: Barry Wu
Probe: SIP-AC3_HF907_102861_1-18GHz	Polarity: Horizontal
EUT: OmniAccess Stellar	Power: 120V/60Hz
Test Mode: Transmit by 802.11ax-HE80 at Channel 5985MHz	



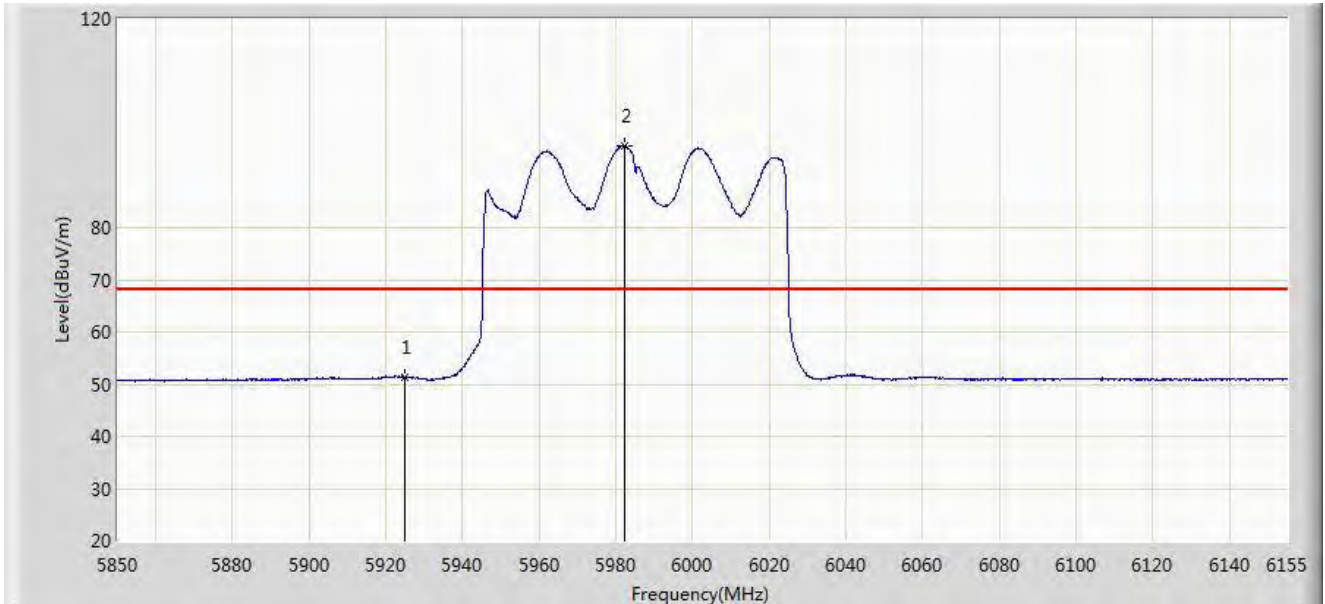
No	Mark	Frequency (MHz)	Measure Level (dB μ V/m)	Reading Level (dB μ V)	Margin (dB)	Limit (dB μ V/m)	Factor (dB/m)	Type
1	*	5922.132	64.081	72.107	-24.119	88.200	-8.027	PK
2		5925.000	61.828	69.900	-26.372	88.200	-8.073	PK
3		5981.303	107.822	115.704	N/A	N/A	-7.882	PK

Note 1: " * ", means this data is the worst emission level.

Note 2: Measure Level (dB μ V/m) = Reading Level (dB μ V) + Factor (dB/m).

Note 3: Factor (dB/m) = Cable Loss (dB) + Antenna Factor (dB/m) - Pre_Amplifier Gain (dB).

Site: SIP-AC3	Time: 2022/04/25 - 14:16
Limit: FCC_6G_RE(3m)	Engineer: Barry Wu
Probe: SIP-AC3_HF907_102861_1-18GHz	Polarity: Horizontal
EUT: OmniAccess Stellar	Power: 120V/60Hz
Test Mode: Transmit by 802.11ax-HE80 at Channel 5985MHz	



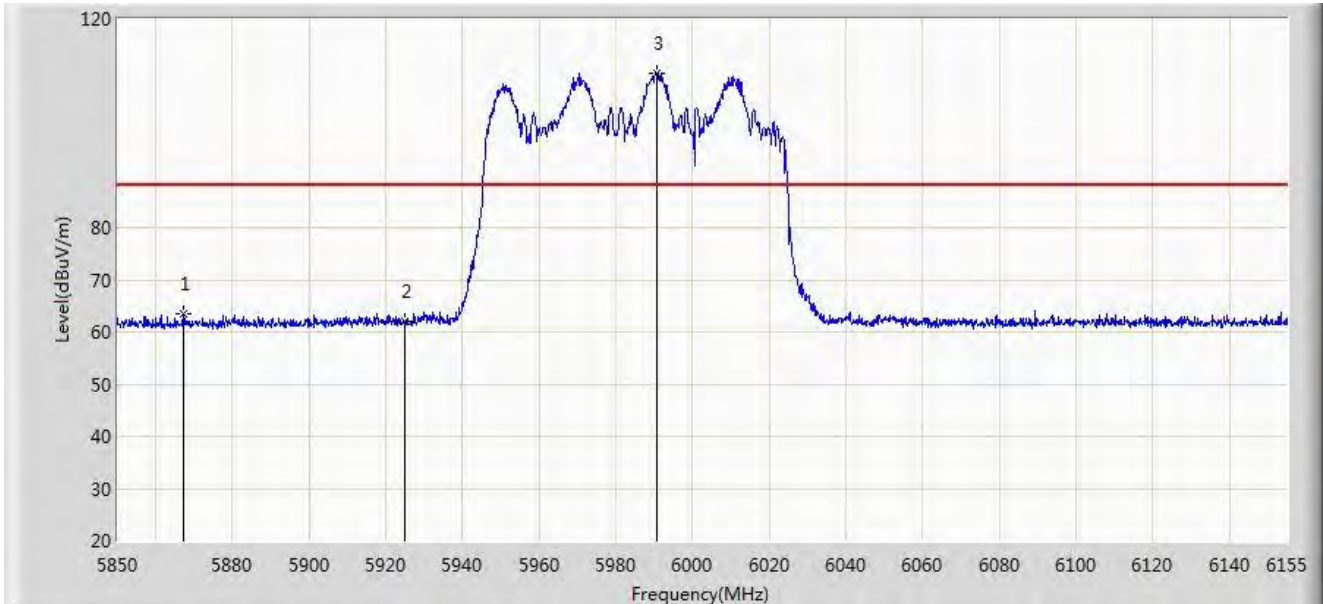
No	Mark	Frequency (MHz)	Measure Level (dBuV/m)	Reading Level (dBuV)	Margin (dB)	Limit (dBuV/m)	Factor (dB/m)	Type
1	*	5925.000	51.338	59.410	-16.862	68.200	-8.073	AV
2		5982.217	95.646	103.532	N/A	N/A	-7.885	AV

Note 1: " * ", means this data is the worst emission level.

Note 2: Measure Level (dBuV/m) = Reading Level (dBuV) + Factor (dB/m).

Note 3: Factor (dB/m) = Cable Loss (dB) + Antenna Factor (dB/m) - Pre_Amplifier Gain (dB).

Site: SIP-AC3	Time: 2022/04/25 - 14:17
Limit: FCC_6G_RE(3m)	Engineer: Barry Wu
Probe: SIP-AC3_HF907_102861_1-18GHz	Polarity: Vertical
EUT: OmniAccess Stellar	Power: 120V/60Hz
Test Mode: Transmit by 802.11ax-HE80 at Channel 5985MHz	



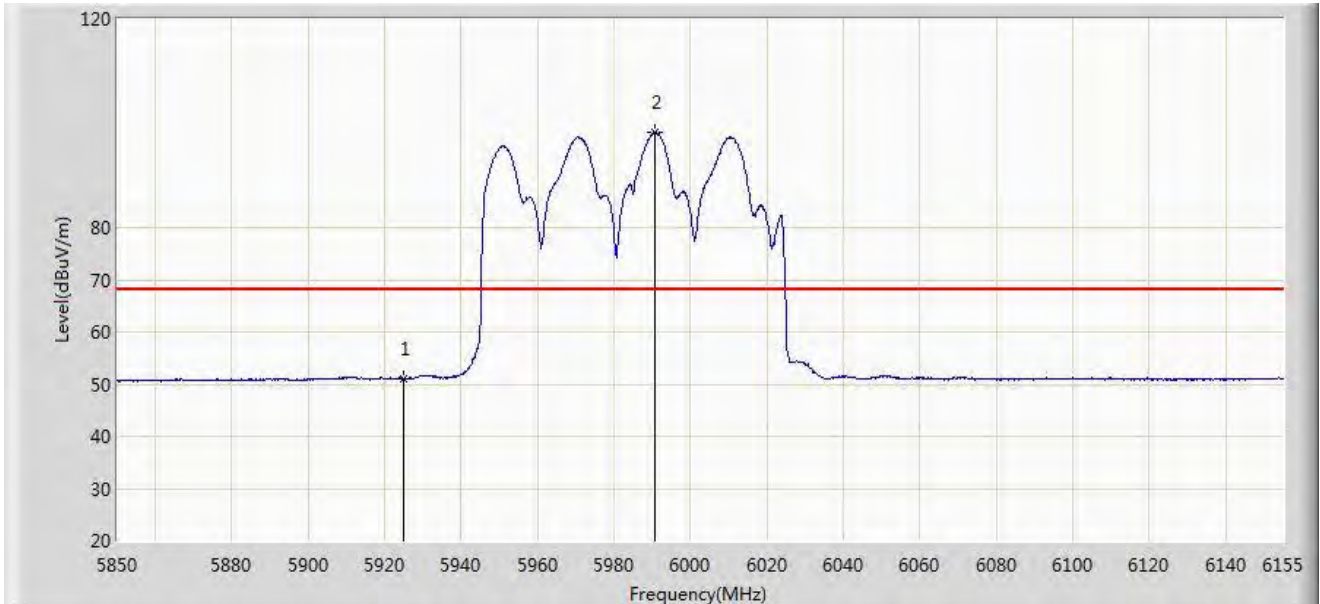
No	Mark	Frequency (MHz)	Measure Level (dB μ V/m)	Reading Level (dB μ V)	Margin (dB)	Limit (dB μ V/m)	Factor (dB/m)	Type
1	*	5867.385	63.412	71.361	-24.788	88.200	-7.950	PK
2		5925.000	62.038	70.110	-26.162	88.200	-8.073	PK
3		5990.605	109.679	117.600	N/A	N/A	-7.921	PK

Note 1: " * ", means this data is the worst emission level.

Note 2: Measure Level (dB μ V/m) = Reading Level (dB μ V) + Factor (dB/m).

Note 3: Factor (dB/m) = Cable Loss (dB) + Antenna Factor (dB/m) - Pre_Amplifier Gain (dB).

Site: SIP-AC3	Time: 2022/04/25 - 14:21
Limit: FCC_6G_RE(3m)	Engineer: Barry Wu
Probe: SIP-AC3_HF907_102861_1-18GHz	Polarity: Vertical
EUT: OmniAccess Stellar	Power: 120V/60Hz
Test Mode: Transmit by 802.11ax-HE80 at Channel 5985MHz	



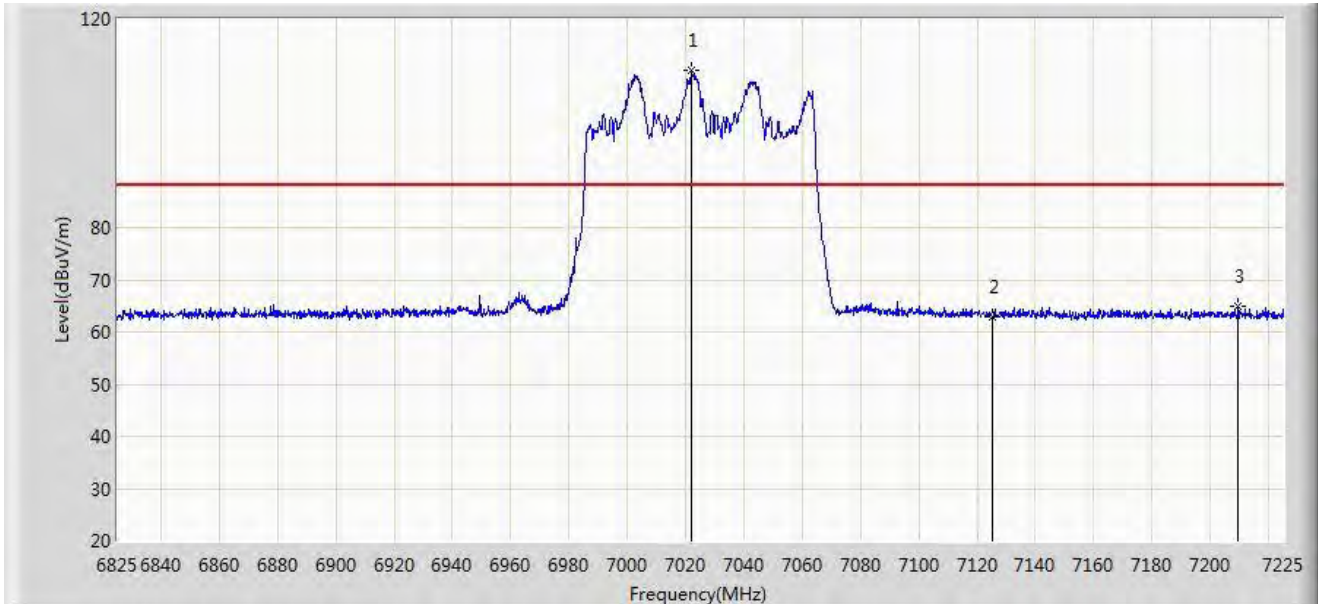
No	Mark	Frequency (MHz)	Measure Level (dB μ V/m)	Reading Level (dB μ V)	Margin (dB)	Limit (dB μ V/m)	Factor (dB/m)	Type
1	*	5925.000	51.128	59.200	-17.072	68.200	-8.073	AV
2		5990.757	98.167	106.089	N/A	N/A	-7.922	AV

Note 1: " * ", means this data is the worst emission level.

Note 2: Measure Level (dB μ V/m) = Reading Level (dB μ V) + Factor (dB/m).

Note 3: Factor (dB/m) = Cable Loss (dB) + Antenna Factor (dB/m) - Pre_Amplifier Gain (dB).

Site: SIP-AC3	Time: 2022/04/25 - 14:27
Limit: FCC_6G_RE(3m)	Engineer: Barry Wu
Probe: SIP-AC3_HF907_102861_1-18GHz	Polarity: Horizontal
EUT: OmniAccess Stellar	Power: 120V/60Hz
Test Mode: Transmit by 802.11ax-HE80 at Channel 7025MHz	



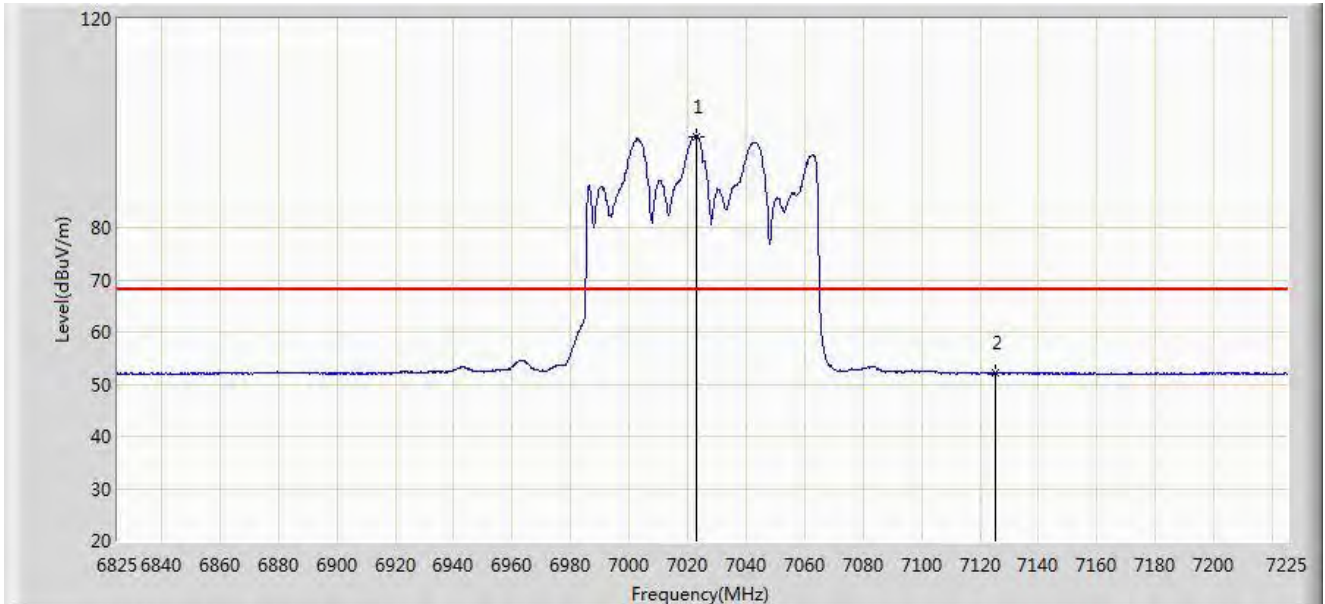
No	Mark	Frequency (MHz)	Measure Level (dB μ V/m)	Reading Level (dB μ V)	Margin (dB)	Limit (dB μ V/m)	Factor (dB/m)	Type
1		7022.200	110.139	116.273	N/A	N/A	-6.135	PK
2		7125.000	62.885	68.920	-25.315	88.200	-6.035	PK
3	*	7209.600	64.913	70.791	-23.287	88.200	-5.877	PK

Note 1: " * ", means this data is the worst emission level.

Note 2: Measure Level (dB μ V/m) = Reading Level (dB μ V) + Factor (dB/m).

Note 3: Factor (dB/m) = Cable Loss (dB) + Antenna Factor (dB/m) - Pre_Amplifier Gain (dB).

Site: SIP-AC3	Time: 2022/04/25 - 14:51
Limit: FCC_6G_RE(3m)	Engineer: Barry Wu
Probe: SIP-AC3_HF907_102861_1-18GHz	Polarity: Horizontal
EUT: OmniAccess Stellar	Power: 120V/60Hz
Test Mode: Transmit by 802.11ax-HE80 at Channel 7025MHz	



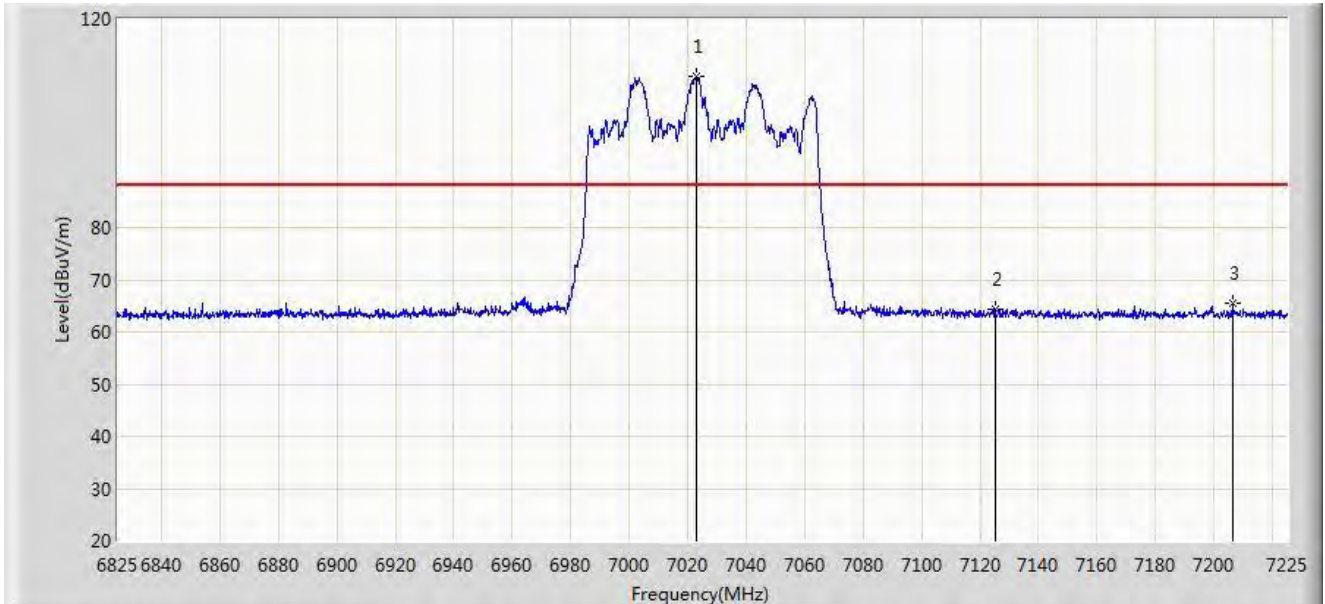
No	Mark	Frequency (MHz)	Measure Level (dBuV/m)	Reading Level (dBuV)	Margin (dB)	Limit (dBuV/m)	Factor (dB/m)	Type
1		7023.200	97.528	103.659	N/A	N/A	-6.131	AV
2	*	7125.000	52.155	58.190	-16.045	68.200	-6.035	AV

Note 1: " * ", means this data is the worst emission level.

Note 2: Measure Level (dBuV/m) = Reading Level (dBuV) + Factor (dB/m).

Note 3: Factor (dB/m) = Cable Loss (dB) + Antenna Factor (dB/m) - Pre_Amplifier Gain (dB).

Site: SIP-AC3	Time: 2022/04/25 - 14:52
Limit: FCC_6G_RE(3m)	Engineer: Barry Wu
Probe: SIP-AC3_HF907_102861_1-18GHz	Polarity: Vertical
EUT: OmniAccess Stellar	Power: 120V/60Hz
Test Mode: Transmit by 802.11ax-HE80 at Channel 7025MHz	



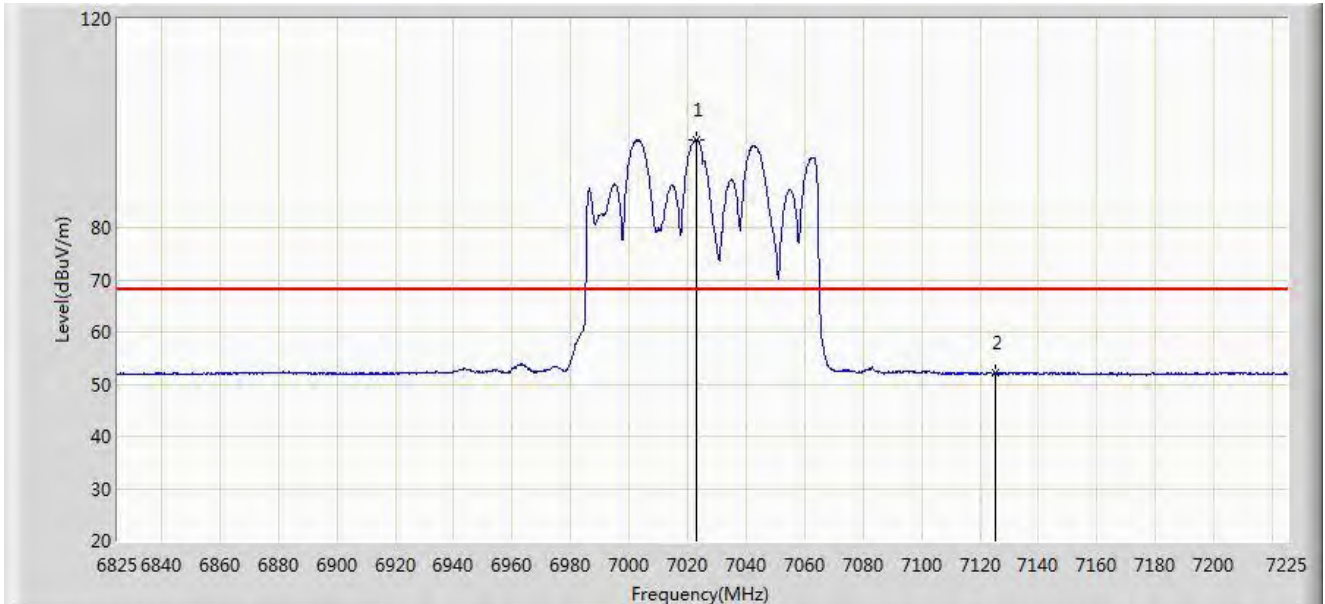
No	Mark	Frequency (MHz)	Measure Level (dBμV/m)	Reading Level (dBμV)	Margin (dB)	Limit (dBμV/m)	Factor (dB/m)	Type
1		7023.200	109.120	115.251	N/A	N/A	-6.131	PK
2		7125.000	64.255	70.290	-23.945	88.200	-6.035	PK
3	*	7206.400	65.405	71.256	-22.795	88.200	-5.852	PK

Note 1: " * ", means this data is the worst emission level.

Note 2: Measure Level (dBμV/m) = Reading Level (dBμV) + Factor (dB/m).

Note 3: Factor (dB/m) = Cable Loss (dB) + Antenna Factor (dB/m) - Pre_Amplifier Gain (dB).

Site: SIP-AC3	Time: 2022/04/25 - 14:59
Limit: FCC_6G_RE(3m)	Engineer: Barry Wu
Probe: SIP-AC3_HF907_102861_1-18GHz	Polarity: Vertical
EUT: OmniAccess Stellar	Power: 120V/60Hz
Test Mode: Transmit by 802.11ax-HE80 at Channel 7025MHz	



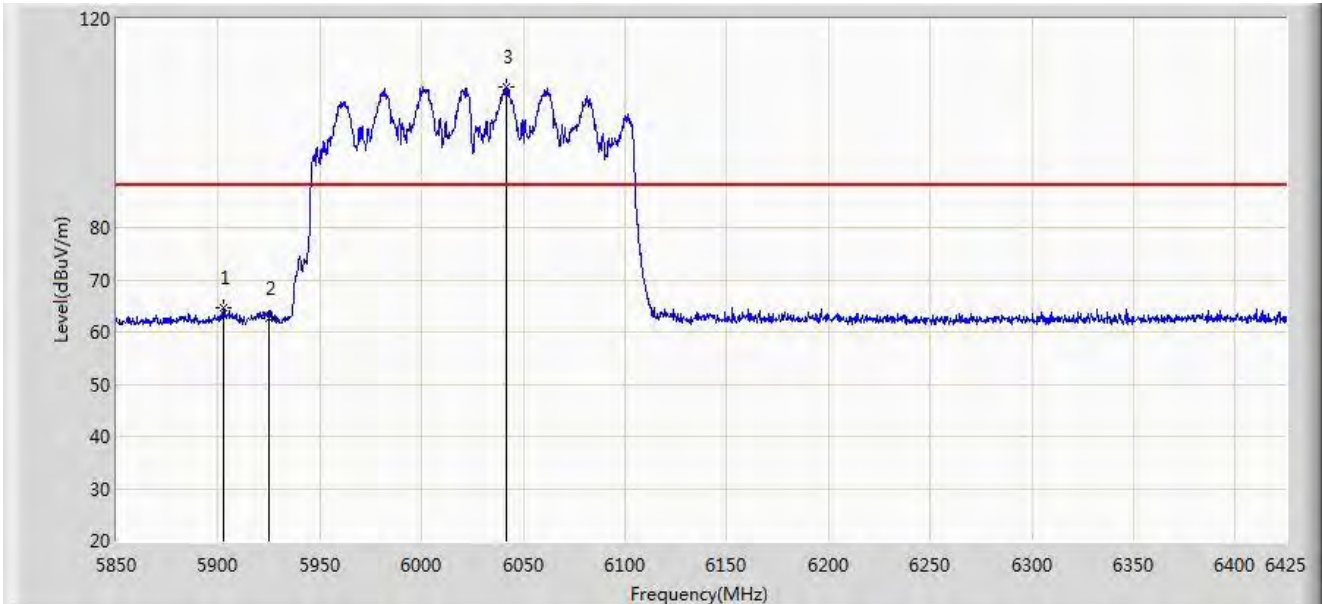
No	Mark	Frequency (MHz)	Measure Level (dBμV/m)	Reading Level (dBμV)	Margin (dB)	Limit (dBμV/m)	Factor (dB/m)	Type
1		7022.800	96.894	103.026	N/A	N/A	-6.132	AV
2	*	7125.000	52.135	58.170	-16.065	68.200	-6.035	AV

Note 1: " * ", means this data is the worst emission level.

Note 2: Measure Level (dBμV/m) = Reading Level (dBμV) + Factor (dB/m).

Note 3: Factor (dB/m) = Cable Loss (dB) + Antenna Factor (dB/m) - Pre_Amplifier Gain (dB).

Site: SIP-AC3	Time: 2022/04/25 - 15:02
Limit: FCC_6G_RE(3m)	Engineer: Barry Wu
Probe: SIP-AC3_HF907_102861_1-18GHz	Polarity: Horizontal
EUT: OmniAccess Stellar	Power: 120V/60Hz
Test Mode: Transmit by 802.11ax-HE160 at Channel 6025MHz	



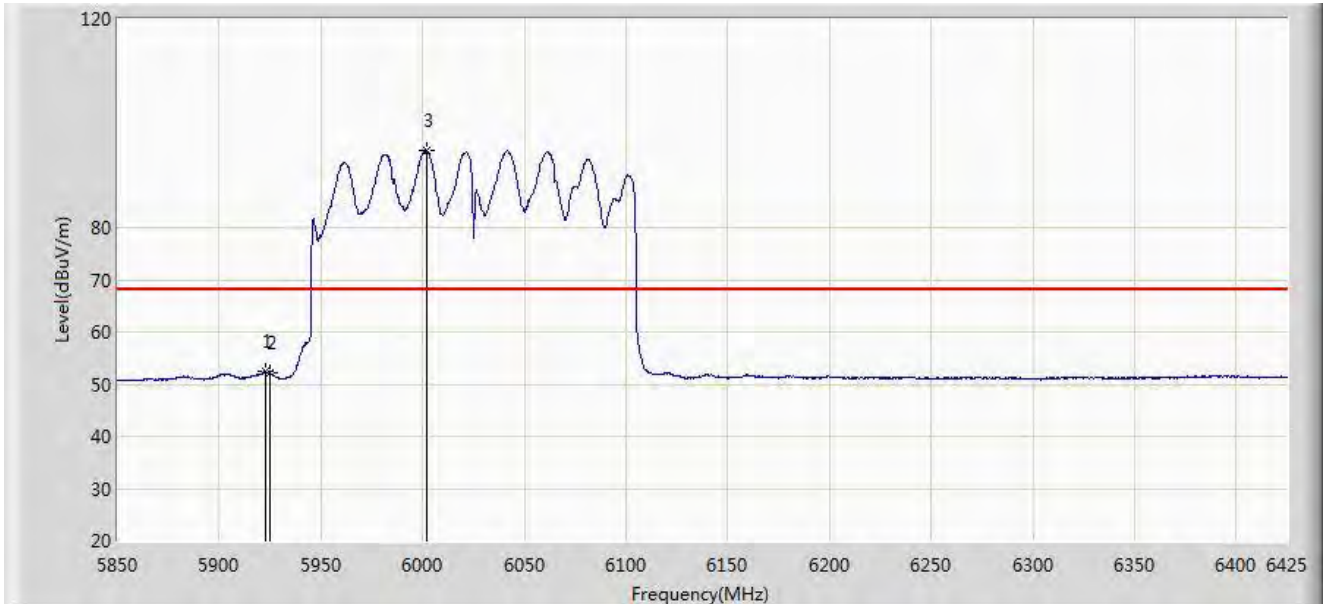
No	Mark	Frequency (MHz)	Measure Level (dBμV/m)	Reading Level (dBμV)	Margin (dB)	Limit (dBμV/m)	Factor (dB/m)	Type
1	*	5902.325	64.654	72.599	-23.546	88.200	-7.945	PK
2		5925.000	62.648	70.720	-25.552	88.200	-8.073	PK
3		6041.475	106.909	114.709	N/A	N/A	-7.801	PK

Note 1: " * ", means this data is the worst emission level.

Note 2: Measure Level (dBμV/m) = Reading Level (dBμV) + Factor (dB/m).

Note 3: Factor (dB/m) = Cable Loss (dB) + Antenna Factor (dB/m) - Pre_Amplifier Gain (dB).

Site: SIP-AC3	Time: 2022/04/25 - 15:12
Limit: FCC_6G_RE(3m)	Engineer: Barry Wu
Probe: SIP-AC3_HF907_102861_1-18GHz	Polarity: Horizontal
EUT: OmniAccess Stellar	Power: 120V/60Hz
Test Mode: Transmit by 802.11ax-HE160 at Channel 6025MHz	



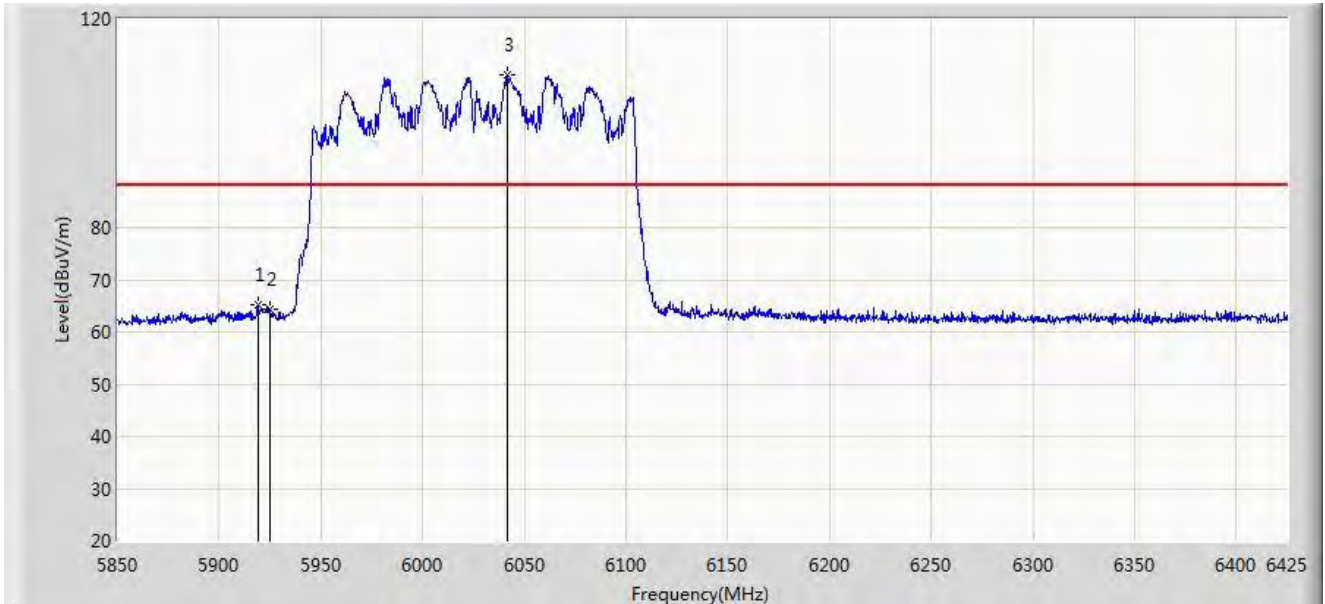
No	Mark	Frequency (MHz)	Measure Level (dBμV/m)	Reading Level (dBμV)	Margin (dB)	Limit (dBμV/m)	Factor (dB/m)	Type
1	*	5923.025	52.433	60.474	-15.767	68.200	-8.041	AV
2		5925.000	52.158	60.230	-16.042	68.200	-8.073	AV
3		6002.087	94.712	102.625	N/A	N/A	-7.913	AV

Note 1: " * ", means this data is the worst emission level.

Note 2: Measure Level (dBμV/m) = Reading Level (dBμV) + Factor (dB/m).

Note 3: Factor (dB/m) = Cable Loss (dB) + Antenna Factor (dB/m) - Pre_Amplifier Gain (dB).

Site: SIP-AC3	Time: 2022/04/25 - 15:14
Limit: FCC_6G_RE(3m)	Engineer: Barry Wu
Probe: SIP-AC3_HF907_102861_1-18GHz	Polarity: Vertical
EUT: OmniAccess Stellar	Power: 120V/60Hz
Test Mode: Transmit by 802.11ax-HE160 at Channel 6025MHz	



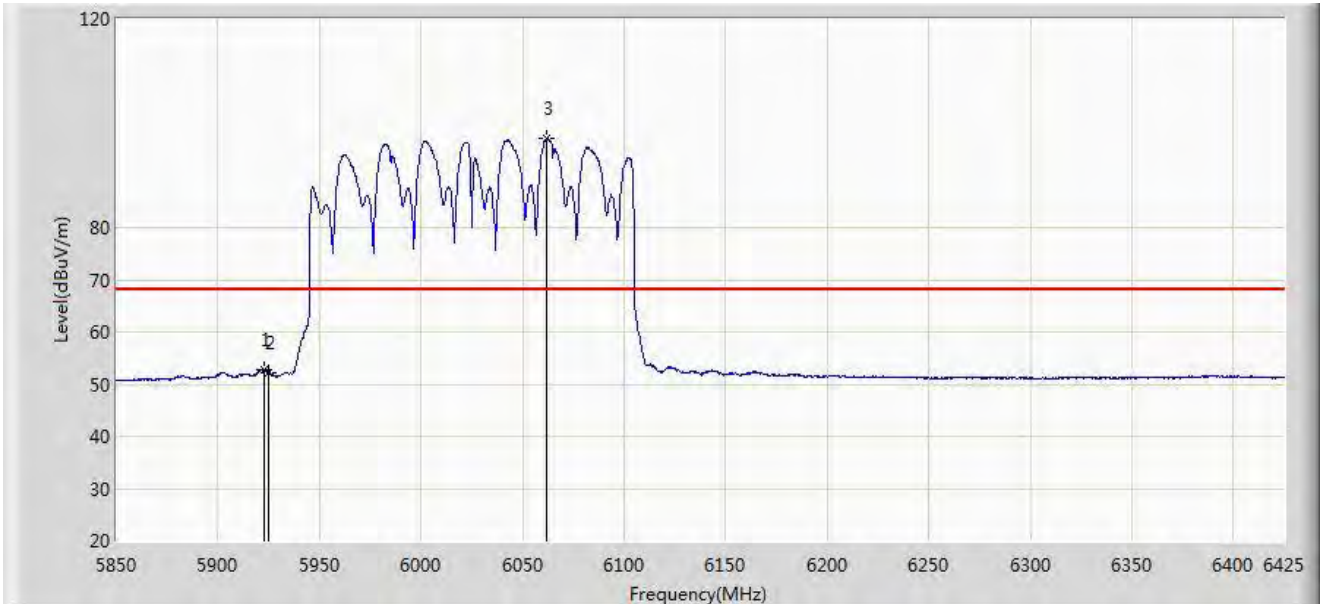
No	Mark	Frequency (MHz)	Measure Level (dBuV/m)	Reading Level (dBuV)	Margin (dB)	Limit (dBuV/m)	Factor (dB/m)	Type
1	*	5919.288	65.148	73.128	-23.052	88.200	-7.980	PK
2		5925.000	64.318	72.390	-23.882	88.200	-8.073	PK
3		6041.475	109.355	117.155	N/A	N/A	-7.801	PK

Note 1: " * ", means this data is the worst emission level.

Note 2: Measure Level (dBuV/m) = Reading Level (dBuV) + Factor (dB/m).

Note 3: Factor (dB/m) = Cable Loss (dB) + Antenna Factor (dB/m) - Pre_Amplifier Gain (dB).

Site: SIP-AC3	Time: 2022/04/25 - 15:21
Limit: FCC_6G_RE(3m)	Engineer: Barry Wu
Probe: SIP-AC3_HF907_102861_1-18GHz	Polarity: Vertical
EUT: OmniAccess Stellar	Power: 120V/60Hz
Test Mode: Transmit by 802.11ax-HE160 at Channel 6025MHz	



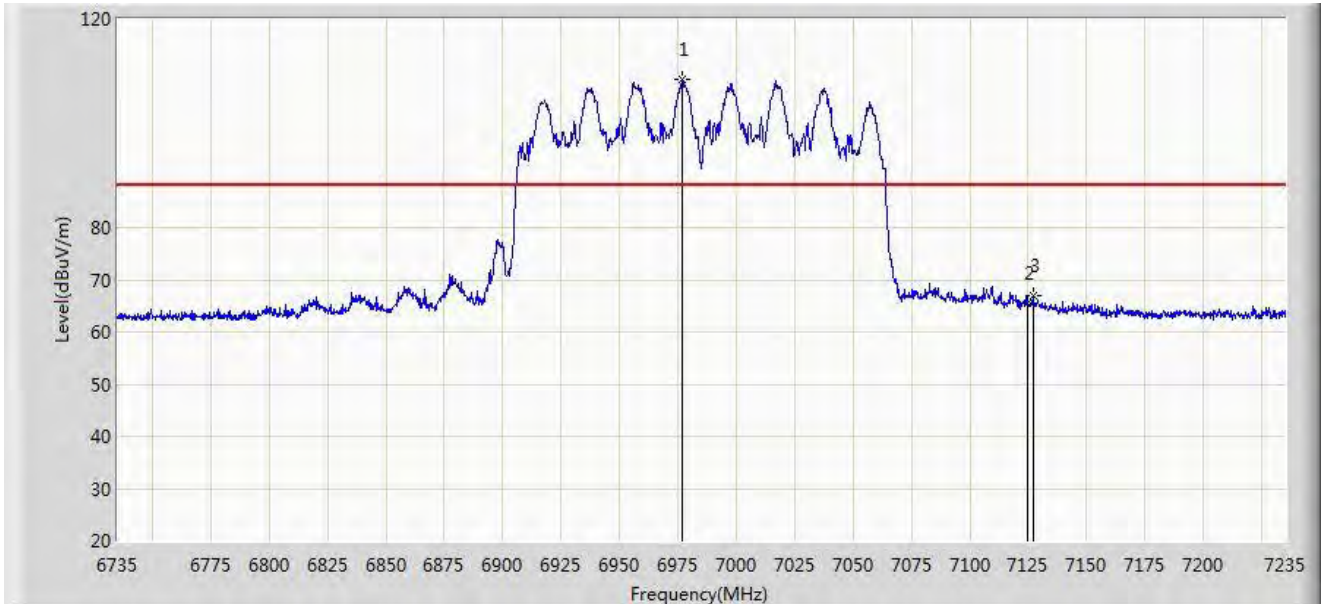
No	Mark	Frequency (MHz)	Measure Level (dBμV/m)	Reading Level (dBμV)	Margin (dB)	Limit (dBμV/m)	Factor (dB/m)	Type
1	*	5922.450	52.859	60.890	-15.341	68.200	-8.032	AV
2		5925.000	52.258	60.330	-15.942	68.200	-8.073	AV
3		6062.175	97.015	104.661	N/A	N/A	-7.647	AV

Note 1: " * ", means this data is the worst emission level.

Note 2: Measure Level (dBμV/m) = Reading Level (dBμV) + Factor (dB/m).

Note 3: Factor (dB/m) = Cable Loss (dB) + Antenna Factor (dB/m) - Pre_Amplifier Gain (dB).

Site: SIP-AC3	Time: 2022/04/25 - 15:24
Limit: FCC_6G_RE(3m)	Engineer: Barry Wu
Probe: SIP-AC3_HF907_102861_1-18GHz	Polarity: Horizontal
EUT: OmniAccess Stellar	Power: 120V/60Hz
Test Mode: Transmit by 802.11ax-HE160 at Channel 6985MHz	



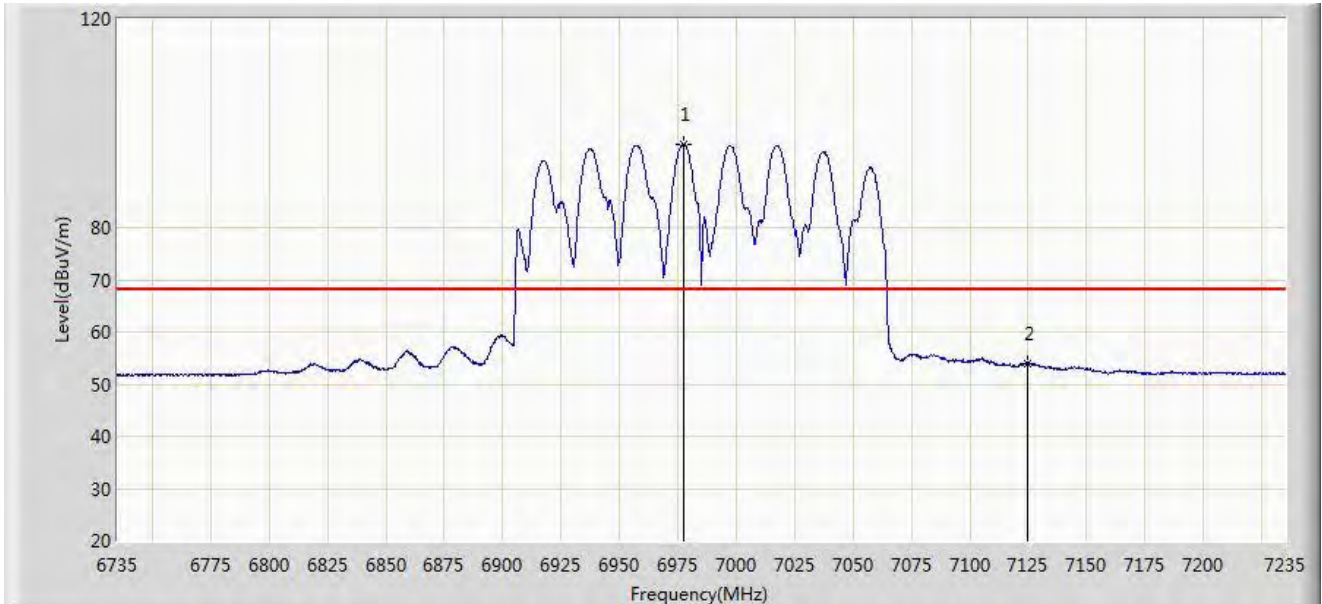
No	Mark	Frequency (MHz)	Measure Level (dBuV/m)	Reading Level (dBuV)	Margin (dB)	Limit (dBuV/m)	Factor (dB/m)	Type
1		6976.750	108.416	114.557	N/A	N/A	-6.141	PK
2		7125.000	65.625	71.660	-22.575	88.200	-6.035	PK
3	*	7127.000	66.931	72.960	-21.269	88.200	-6.029	PK

Note 1: " * ", means this data is the worst emission level.

Note 2: Measure Level (dBuV/m) = Reading Level (dBuV) + Factor (dB/m).

Note 3: Factor (dB/m) = Cable Loss (dB) + Antenna Factor (dB/m) - Pre_Amplifier Gain (dB).

Site: SIP-AC3	Time: 2022/04/25 - 15:34
Limit: FCC_6G_RE(3m)	Engineer: Barry Wu
Probe: SIP-AC3_HF907_102861_1-18GHz	Polarity: Horizontal
EUT: OmniAccess Stellar	Power: 120V/60Hz
Test Mode: Transmit by 802.11ax-HE160 at Channel 6985MHz	



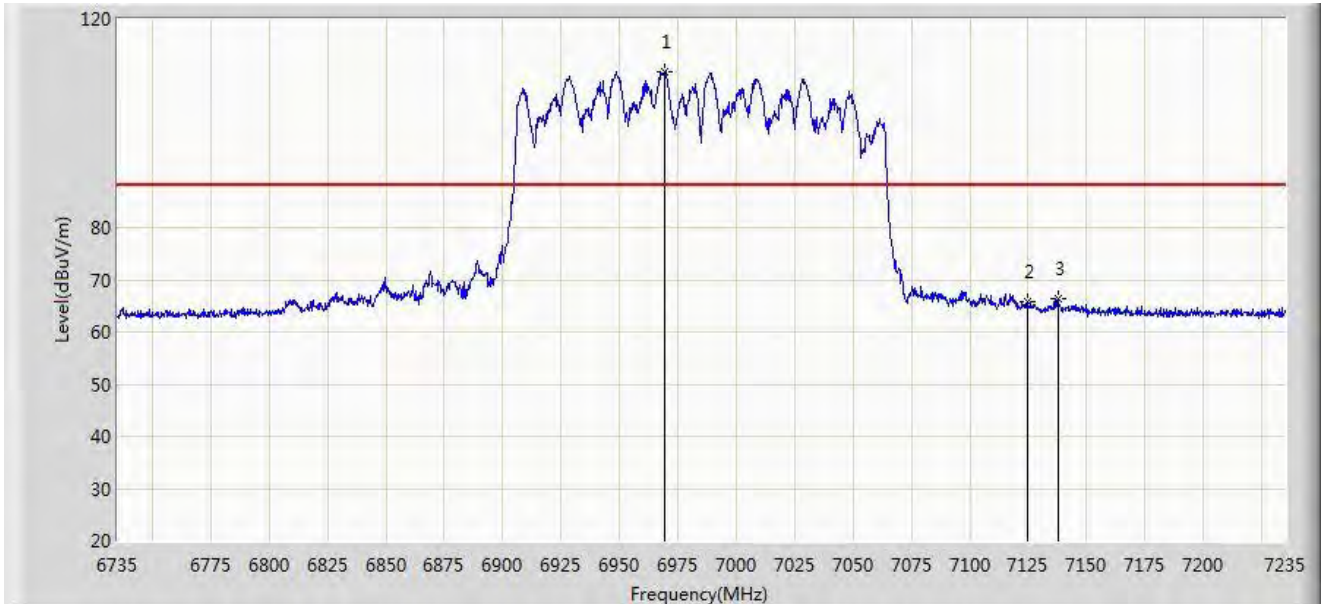
No	Mark	Frequency (MHz)	Measure Level (dB μ V/m)	Reading Level (dB μ V)	Margin (dB)	Limit (dB μ V/m)	Factor (dB/m)	Type
1		6977.500	96.043	102.174	N/A	N/A	-6.132	AV
2	*	7125.000	53.975	60.010	-14.225	68.200	-6.035	AV

Note 1: " * ", means this data is the worst emission level.

Note 2: Measure Level (dB μ V/m) = Reading Level (dB μ V) + Factor (dB/m).

Note 3: Factor (dB/m) = Cable Loss (dB) + Antenna Factor (dB/m) - Pre_Amplifier Gain (dB).

Site: SIP-AC3	Time: 2022/04/25 - 15:36
Limit: FCC_6G_RE(3m)	Engineer: Barry Wu
Probe: SIP-AC3_HF907_102861_1-18GHz	Polarity: Vertical
EUT: OmniAccess Stellar	Power: 120V/60Hz
Test Mode: Transmit by 802.11ax-HE160 at Channel 6985MHz	



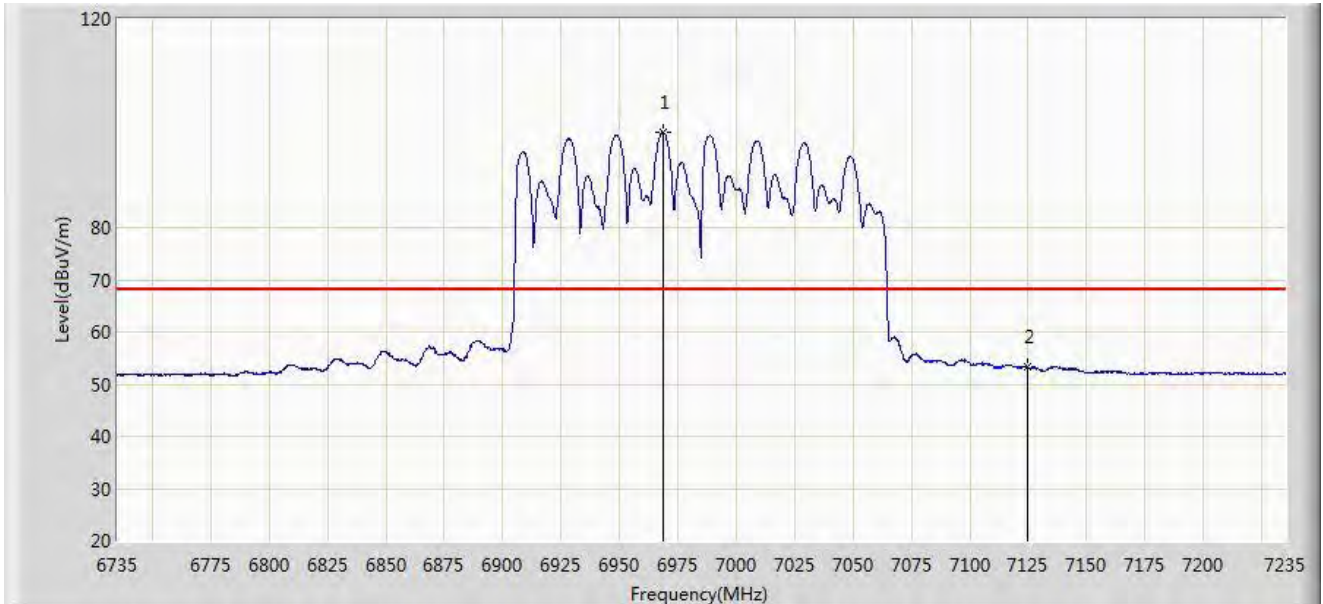
No	Mark	Frequency (MHz)	Measure Level (dBuV/m)	Reading Level (dBuV)	Margin (dB)	Limit (dBuV/m)	Factor (dB/m)	Type
1		6969.500	109.967	116.199	N/A	N/A	-6.233	PK
2		7125.000	65.715	71.750	-22.485	88.200	-6.035	PK
3	*	7137.750	66.309	72.312	-21.891	88.200	-6.002	PK

Note 1: " * ", means this data is the worst emission level.

Note 2: Measure Level (dBuV/m) = Reading Level (dBuV) + Factor (dB/m).

Note 3: Factor (dB/m) = Cable Loss (dB) + Antenna Factor (dB/m) - Pre_Amplifier Gain (dB).

Site: SIP-AC3	Time: 2022/04/25 - 15:46
Limit: FCC_6G_RE(3m)	Engineer: Barry Wu
Probe: SIP-AC3_HF907_102861_1-18GHz	Polarity: Vertical
EUT: OmniAccess Stellar	Power: 120V/60Hz
Test Mode: Transmit by 802.11ax-HE160 at Channel 6985MHz	



No	Mark	Frequency (MHz)	Measure Level (dBuV/m)	Reading Level (dBuV)	Margin (dB)	Limit (dBuV/m)	Factor (dB/m)	Type
1		6968.500	98.257	104.502	N/A	N/A	-6.245	AV
2	*	7125.000	53.315	59.350	-14.885	68.200	-6.035	AV

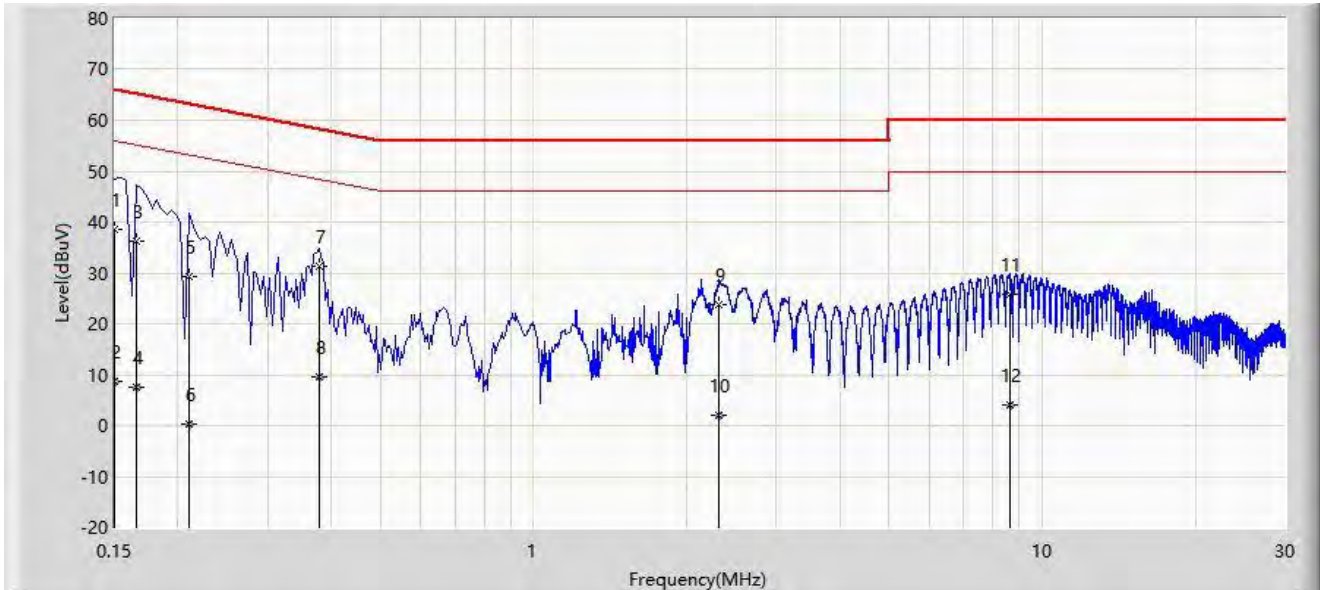
Note 1: " * ", means this data is the worst emission level.

Note 2: Measure Level (dBuV/m) = Reading Level (dBuV) + Factor (dB/m).

Note 3: Factor (dB/m) = Cable Loss (dB) + Antenna Factor (dB/m) - Pre_Amplifier Gain (dB).

A.10 AC Conducted Emissions Test Result

Site: WZ-SR2	Time: 2022/05/30
Temperature: 22.9°C	Humidity: 64.8%
Limit: FCC_Part15.207_CE_AC Power	Engineer: Helen Han
Probe: ENV216_101683_Filter Off_C	Polarity: Line
EUT: OmniAccess Stellar	Power: 120V/60Hz
Test Mode: Transmit by 802.11ax-HE160 at Channel 6345MHz	



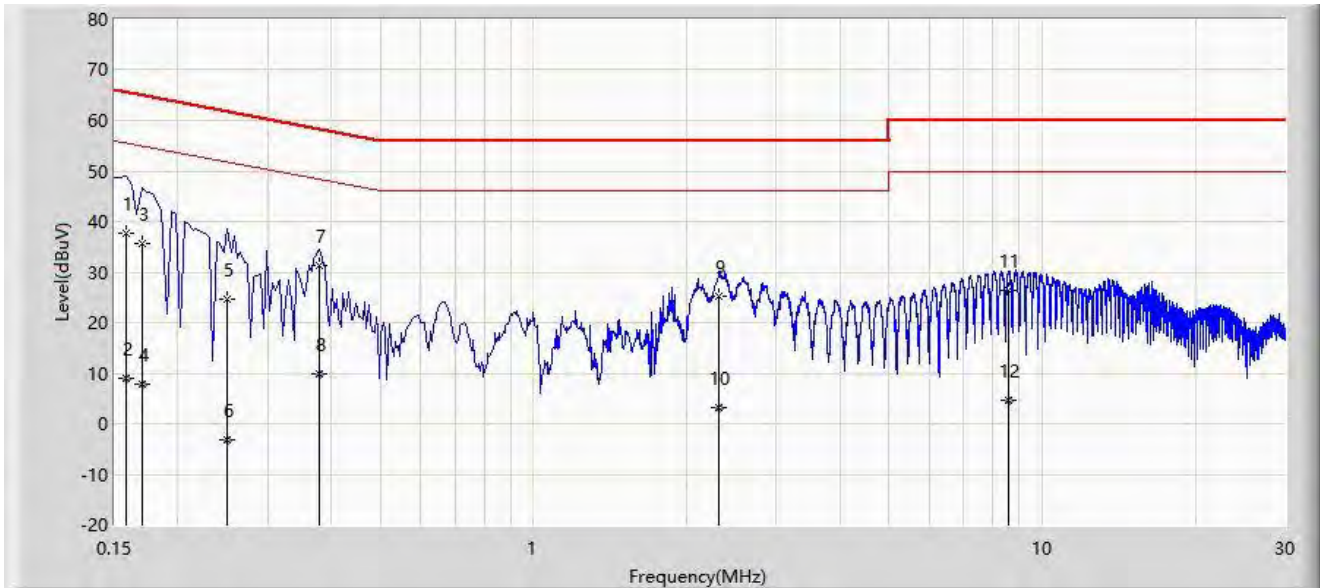
No	Mark	Frequency (MHz)	Measure Level (dBμV)	Reading Level (dBμV)	Margin (dB)	Limit (dBμV)	Factor (dB)	Type
1		0.150	38.520	28.470	-27.480	66.000	10.050	QP
2		0.150	8.689	-1.361	-47.311	56.000	10.050	AV
3		0.166	36.128	26.082	-29.030	65.158	10.047	QP
4		0.166	7.491	-2.556	-47.668	55.158	10.047	AV
5		0.210	29.180	19.136	-34.026	63.205	10.044	QP
6		0.210	0.252	-9.792	-52.953	53.205	10.044	AV
7	*	0.378	31.168	21.080	-27.155	58.323	10.088	QP
8		0.378	9.606	-0.482	-38.717	48.323	10.088	AV
9		2.318	23.646	13.320	-32.354	56.000	10.326	QP
10		2.318	1.905	-8.421	-44.095	46.000	10.326	AV
11		8.614	25.741	14.906	-34.259	60.000	10.835	QP
12		8.614	3.953	-6.882	-46.047	50.000	10.835	AV

Note 1: " * ", means this data is the worst emission level.

Note 2: Measure Level (dBμV) = Reading Level (dBμV) + Factor (dB).

Note 3: Factor (dB) = Cable Loss (dB) + LISN Factor (dB).

Site: WZ-SR2	Time: 2022/05/30
Temperature: 22.9°C	Humidity: 64.8%
Limit: FCC_Part15.207_CE_AC Power	Engineer: Helen Han
Probe: ENV216_101683_Filter Off_C	Polarity: Neutral
EUT: OmniAccess Stellar	Power: 120V/60Hz
Test Mode: Transmit by 802.11ax-HE160 at channel 6345MHz	



No	Mark	Frequency (MHz)	Measure Level (dBμV)	Reading Level (dBμV)	Margin (dB)	Limit (dBμV)	Factor (dB)	Type
1		0.158	37.731	27.366	-27.838	65.568	10.365	QP
2		0.158	9.106	-1.258	-46.462	55.568	10.365	AV
3		0.170	35.758	25.403	-29.203	64.960	10.354	QP
4		0.170	7.730	-2.624	-47.230	54.960	10.354	AV
5		0.250	24.777	14.439	-36.980	61.757	10.338	QP
6		0.250	-3.128	-13.466	-54.885	51.757	10.338	AV
7	*	0.378	31.315	20.955	-27.008	58.323	10.360	QP
8		0.378	9.752	-0.608	-38.572	48.323	10.360	AV
9		2.318	25.273	14.706	-30.727	56.000	10.567	QP
10		2.318	3.237	-7.329	-42.763	46.000	10.567	AV
11		8.598	26.445	15.362	-33.555	60.000	11.083	QP
12		8.598	4.541	-6.542	-45.459	50.000	11.083	AV

Note 1: " * ", means this data is the worst emission level.

Note 2: Measure Level (dBμV) = Reading Level (dBμV) + Factor (dB).

Note 3: Factor (dB) = Cable Loss (dB) + LISN Factor (dB).

Appendix B – Test Setup Photograph

Refer to “2203RSU064-UT” file.

Appendix C – EUT Photograph

Refer to “2203RSU064-UE” file.

_____ The End _____