



## RF Test Photograph


Description: Radiated Spurious Emissions Test Setup for below  
1GHz\_OAW-AP1361




Description: Radiated Spurious Emissions Test Setup for above  
1GHz\_OAW-AP1361



Description: Radiated Spurious Emissions Test Setup for below  
1GHz\_OAW-AP1361D




Description: Radiated Spurious Emissions Test Setup for above  
1GHz\_OAW-AP1361D




Description: Radiated Spurious Emissions Test Setup for below  
1GHz\_OAW-AP1362



Description: Radiated Spurious Emissions Test Setup for above  
1GHz\_OAW-AP1362



Description: DFS Test Setup





## EMC Test Photograph


Test Mode: Mode 1

Description: Front View Conducted Emission Test Setup for Power Port




Test Mode: Mode 1

Description: Back View Conducted Emission Test Setup for Power Port



Test Mode: Mode 1

Description: Radiated Emission Test Setup (30MHz ~ 1GHz)



Test Mode: Mode 1

Description: Radiated Emission Test Setup (1 ~ 18GHz)

