


RF Test Photograph

Description: Radiated Spurious Emissions Test Setup for below
1GHz_OAW-AP1321



Description: Radiated Spurious Emissions Test Setup for above
1GHz_OAW-AP1321



Description: Radiated Spurious Emissions Test Setup for below
1GHz_OAW-AP1322




Description: Radiated Spurious Emissions Test Setup for above
1GHz_OAW-AP1322



Description: Conducted Measurement Test Setup



Description: DFS Measurement Test Setup



EMC Test Photograph

Test Mode: Mode 1

Description: Front View Conducted Emission Test Setup for Power Port



Test Mode: Mode 1

Description: Back View Conducted Emission Test Setup for Power Port




Test Mode: Mode 1

Description: Radiated Emission Test Setup (30MHz ~ 1GHz)




Test Mode: Mode 1

Description: Radiated Emission Test Setup (1 ~ 6GHz)



Test Mode: Mode 2

Description: Radiated Emission Test Setup (30MHz ~ 1GHz)



Test Mode: Mode 2

Description: Radiated Emission Test Setup (1 ~ 6GHz)

