


## RF Test Photograph


Description: Radiated Spurious Emissions Test Setup for below  
1GHz\_OAW-AP1321



Description: Radiated Spurious Emissions Test Setup for above  
1GHz\_OAW-AP1321



Description: Radiated Spurious Emissions Test Setup for below  
1GHz\_OAW-AP1322



Description: Radiated Spurious Emissions Test Setup for above  
1GHz\_OAW-AP1322



## EMC Test Photograph

Test Mode: Mode 1

Description: Front View Conducted Emission Test Setup for Power Port



Test Mode: Mode 1

Description: Back View Conducted Emission Test Setup for Power Port






Test Mode: Mode 1

Description: Radiated Emission Test Setup (30MHz ~ 1GHz)




Test Mode: Mode 1

Description: Radiated Emission Test Setup (1 ~ 6GHz)



Test Mode: Mode 2

Description: Radiated Emission Test Setup (30MHz ~ 1GHz)



Test Mode: Mode 2

Description: Radiated Emission Test Setup (1 ~ 6GHz)

