



## 1. Figure

The EUT-Inside View




## 2. Figure

PCB of the EUT-Front View




### 3. Figure

PCB of the EUT-Back View




### 4. Figure

PCB of the EUT-Front View




## 5. Figure

PCB of the EUT-Back View



## 6. Figure


PCB of the EUT-Front View






## 7. Figure

PCB of the EUT-Back View




## 8. Figure

PCB of the EUT-Front View




9. Figure

### PCB of the EUT-Back View



10. Figure

### PCB of the EUT-Front View



## 11. Figure

PCB of the EUT-Back View

Antenna

