

Ottlite Technologies Inc.

TEST REPORT

SCOPE OF WORK

SAR Assessment– W23FS

REPORT NUMBER

220307053SZN-002

ISSUE DATE

06 April 2022

[REVISED DATE]

[-----]

PAGES

8

DOCUMENT CONTROL NUMBER

RF Exposure


© 2017 INTERTEK



Test Report

Applicant : Ottlite Technologies Inc.
1715 N Westshore Blvd STE 950 Tampa, FL 33607
United States

Sample Description : LED table lamp
Product Model No. : W23FS

Brand Name : 

Electrical Rating : Input: 12V/2.5A
Wireless Output: 5.0W Max
Output USB-A:5V/2.1A

Date Received : 9 March 2022
Date Test Conducted : 9 March 2022 to 23 March 2022

Test Requested : Test for compliance with CFR 47 part 1
Test Method : Environmental evaluation and exposure limit according to FCC CFR 47 part 1, 1.1307(c) and (d), 1.1310 KDB 680106 D01 RF Exposure Wireless Charging App v03r01

Test Result : Pass
Conclusion : When determining of test conclusion, measurement uncertainty of tests have been considered.

***** End of Page *****

Prepared and Checked By:

Approved By:

Vito Pan
Project Engineer

Peter Kang
Senior Technical Supervisor
Date: 06 April 2022

This report is for the exclusive use of Intertek's Client and is provided pursuant to the agreement between Intertek and its Client. Intertek's responsibility and liability are limited to the terms and conditions of the agreement. Intertek assumes no liability to any party, other than to the Client in accordance with the agreement, for any loss, expense or damage occasioned by the use of this report. Only the Client is authorized to permit copying or distribution of this report and then only in its entirety. Any use of the Intertek name or one of its marks for the sale or advertisement of the tested material, product or service must first be approved in writing by Intertek. The observations and test results in this report are relevant only to the sample tested. This report by itself does not imply that the material, product, or service is or has ever been under an Intertek certification program.

Intertek Testing Services Shenzhen Ltd. Longhua Branch

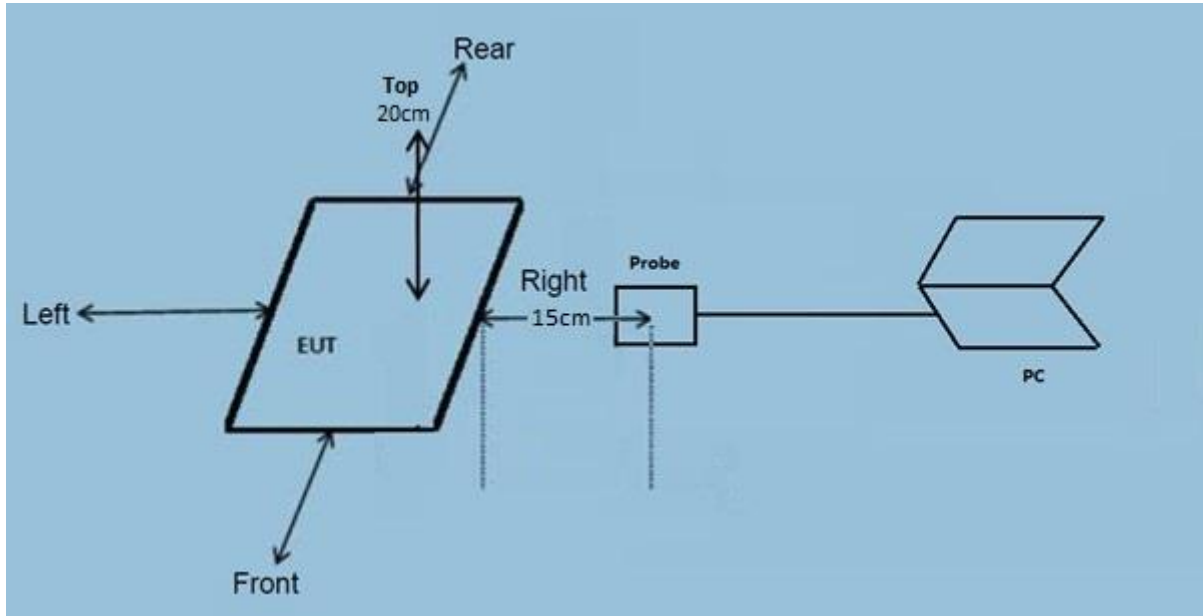
101, 201, Building B, No. 308 Wuhe Avenue, Zhangkengjing Community, GuanHu Subdistrict, LongHua District, ShenZhen.

Tel: (86 755) 8601 6288

Fax: (86 755) 8601 6751

Test Report

Test Setup Configuration



Note

- The RF exposure test is performed in the shield room.
- The test distance is between the edge of the charger and the geometric centre of probe.

Test Equipment List

Equipment No.	Equipment	Manufacturer	Model No.	Serial No.	Cal. Date	Due Date
SZ186-04	Electric and Magnetic Field Analyzer	Narda	EHP-50F	510WY90119	2021-07-20	2022-07-20

This product was tested in the following configuration:

Description	Manufacturer	Detail
Mobile phone	Samsung (Provided by Intertek)	Model: S7
Adapter	NIL (Provided by applicant)	Model: K36C120250U Input: 100-240Vac 50/60Hz 0.9A Output: DC 12.0V/2.5A
Cement resistor	NIL (Provided by Intertek)	/
USB cable	NIL (Provided by applicant)	Unshielded, Length 20cm

Justification

Pertest mode	Description
Mode 1	Standby mode
Mode 2	Mobile phone is charging at 1% battery power
Mode 3	Mobile phone is charging at 50% battery power
Mode 4	Mobile phone is charging at 99% battery power

The EUT was powered by an adapter with 120V/60Hz input during the test. The test system was pre-scanning tested based on the consideration of following EUT operation mode. and only the worst-case data was shown in this report.

Reference Limit:

Environmental evaluation and exposure limit according to FCC CFR 47 part 1, 1.1307(c) and (d), 1.1310

According to FCC 1.1310: The criteria listed in the following table shall be used to evaluate the environment impact of human exposure to radio frequency (RF) radiation.

LIMITS FOR MAXIMUM PERMISSIBLE EXPOSURE (MPE)

Frequency Range (MHz)	Electric Field strength (V/m)	Magnetic Field Strength (A/m)	Power Density (mW/cm ²)	Average Time (minutes)
(A) Limits for Occupational/Controlled Exposure				
0.3 – 3.0	614	1.63	(100) *	6
(B) Limits for General Population/Uncontrolled Exposure				
0.3 – 1.34	614	1.63	(100) *	30

Note: * = Plane wave equivalent power density

Test Result:

During test, the mobile handset is being charged.

Worst Case Operating Mode: Mode 2

Test Result for wireless power transmit part:

H-Field Strength at 15 cm surrounding the EUT and 20cm above the top surface of the EUT

Frequency Range (MHz)	EUT Operation mode	Probe Position Front (A/m)	Probe Position Rear (A/m)	Probe Position Left (A/m)	Probe Position Right (A/m)	Probe Position Top (A/m)	Limits (A/m)
0.112-0.205	1% Battery Level	0.2455	0.1317	0.1281	0.1273	0.3179	1.63
0.112-0.205	50% Battery Level	0.2405	0.1298	0.1233	0.1212	0.3105	1.63
0.112-0.205	99% Battery Level	0.2389	0.1322	0.1262	0.1245	0.3099	1.63
0.112-0.205	Stand-by	0.2411	0.1277	0.1254	0.1265	0.3141	1.63


E-Field Strength at 15 cm surrounding the EUT and 20cm above the top surface of the EUT

Frequency Range (MHz)	EUT Operation mode	Probe Position Front (V/m)	Probe Position Rear (V/m)	Probe Position Left (V/m)	Probe Position Right (V/m)	Probe Position Top (V/m)	Limits (V/m)
0.112-0.205	1% Battery Level	1.4305	0.7394	1.0578	0.9831	2.3731	614
0.112-0.205	50% Battery Level	1.4355	0.7387	1.0549	0.9824	2.3714	614
0.112-0.205	99% Battery Level	1.4322	0.7369	1.0568	0.9817	2.3722	614
0.112-0.205	Stand-by	1.4369	0.7392	1.0571	0.9822	2.3711	614


Configuration photo of the test:

H-Field & E-Field Strength test photos

Front




Rear




Left



Right



Top



***** End of Report*****