

OttLite Technologies, Inc.

TEST REPORT

SCOPE OF WORK

SAR Assessment– W13

REPORT NUMBER

210609020SZN-002

ISSUE DATE

02 August 2021

[REVISED DATE]

[-----]

PAGES

6

DOCUMENT CONTROL NUMBER

RF Exposure

© 2017 INTERTEK



Test Report

Applicant : OttLite Technologies, Inc.
1715 N Westshore Blvd STE 950 Tampa,
FL 33607 United States

Sample Description

Product : LED table lamp
Model No. : W13
Brand Name : OttLite
Electrical Rating : Input: DC 12V, 2.5A from adapter
Wireless charging output: DC5V, 1A
USB port output: DC5V, 2.1A

Date Received : 09 June 2021
Date Test Conducted : 09 June 2021 to 18 June 2021

Test Requested : Test for compliance with CFR 47 part 1
Test Method : Environmental evaluation and exposure limit according to FCC CFR 47 part 1, 1.1307(c) and (d), 1.1310

Test Result : Pass
Conclusion : When determining of test conclusion, measurement uncertainty of tests have been considered.

***** End of Page *****

Prepared and Checked By:

Approved By:

Jeff Liang
Engineer

Peter Kang
Senior Technical Supervisor
Date: 02 August 2021

This report is for the exclusive use of Intertek's Client and is provided pursuant to the agreement between Intertek and its Client. Intertek's responsibility and liability are limited to the terms and conditions of the agreement. Intertek assumes no liability to any party, other than to the Client in accordance with the agreement, for any loss, expense or damage occasioned by the use of this report. Only the Client is authorized to permit copying or distribution of this report and then only in its entirety. Any use of the Intertek name or one of its marks for the sale or advertisement of the tested material, product or service must first be approved in writing by Intertek. The observations and test results in this report are relevant only to the sample tested. This report by itself does not imply that the material, product, or service is or has ever been under an Intertek certification program.

Intertek Testing Services Shenzhen Ltd. Longhua Branch

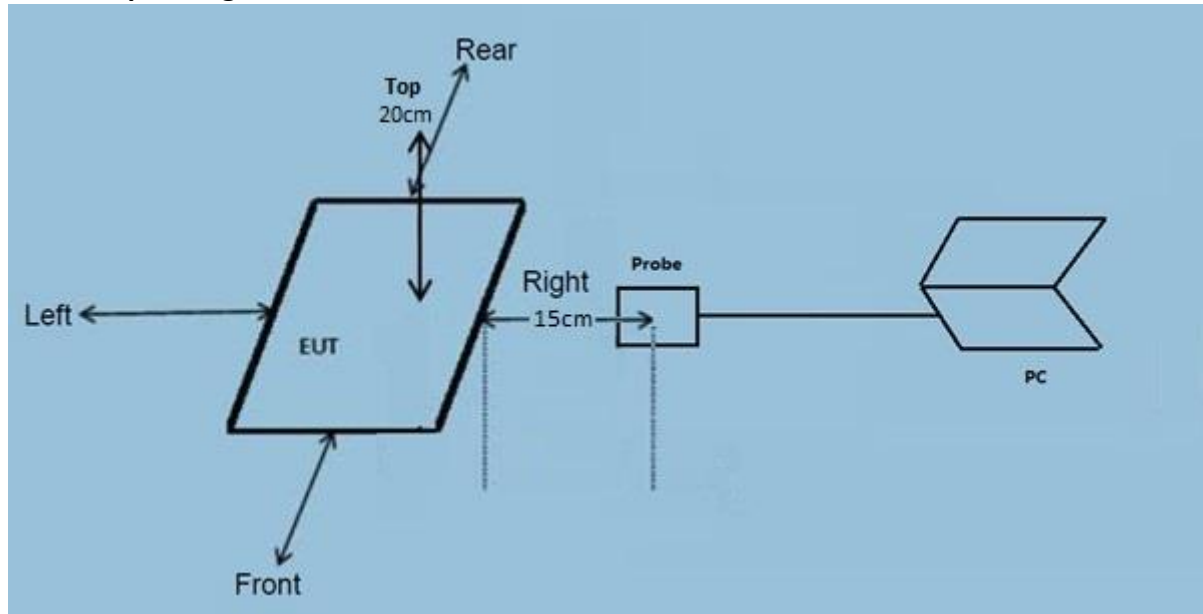
101, 201, Building B, No. 308 Wuhe Avenue, Zhangkengjing Community, GuanHu Subdistrict, LongHua District, ShenZhen.

Tel: (86 755) 8601 6288

Fax: (86 755) 8601 6751

Test Report

Test Setup Configuration



Note

- The RF exposure test is performed in the shield room.
- The test distance is at or beyond 15 cm surrounding the device, and 20 cm away from the surface from all coils.

Test Equipment List

Name of instrument	Model	Manufacturer	Cal. Date	Due Date
Electric and Magnetic Field Analyzer	EHP-200A	Narda	2020-08-03	2021-08-03

Reference Limit:

Environmental evaluation and exposure limit according to FCC CFR 47 part 1, 1.1307(c) and (d), 1.1310

According to FCC 1.1310: The criteria listed in the following table shall be used to evaluate the environment impact of human exposure to radio frequency (RF) radiation.

LIMITS FOR MAXIMUM PERMISSIBLE EXPOSURE (MPE)

Frequency Range (MHz)	Electric Field strength (V/m)	Magnetic Field Strength (A/m)	Power Density (mW/cm ²)	Average Time (minutes)
(A) Limits for Occupational/Controlled Exposure				
0.3 – 3.0	614	1.63	(100) *	6
(B) Limits for General Population/Uncontrolled Exposure				
0.3 – 1.34	614	1.63	(100) *	30

Note: * = Plane wave equivalent power density

Test Result:

H-Field Strength at 15 cm surrounding the EUT and 20cm away from the surface from the coil of the EUT


Frequency Range (MHz)	EUT Operation mode	Probe Position Front (A/m)	Probe Position Rear (A/m)	Probe Position Left (A/m)	Probe Position Right (A/m)	Probe Position Top (A/m)	Limits (A/m)
0.111-0.205	1% Battery Level	0.1238	0.1618	0.0792	0.2290	0.6321	1.63
0.111-0.205	50% Battery Level	0.1232	0.1614	0.0791	0.2286	0.6315	1.63
0.111-0.205	99% Battery Level	0.1225	0.1609	0.0785	0.2281	0.6311	1.63
0.111-0.205	Stand-by	0.1218	0.1601	0.0780	0.2274	0.6308	1.63

E-Field Strength at 15 cm surrounding the EUT and 20cm away from the surface from the coil of the EUT


Frequency Range (MHz)	EUT Operation mode	Probe Position Front (V/m)	Probe Position Rear (V/m)	Probe Position Left (V/m)	Probe Position Right (V/m)	Probe Position Top (V/m)	Limits (V/m)
0.111-0.205	1% Battery Level	0.5364	0.4573	0.6224	0.2862	3.3284	614
0.111-0.205	50% Battery Level	0.5358	0.4568	0.6219	0.2858	3.3279	614
0.111-0.205	99% Battery Level	0.5352	0.4563	0.6214	0.2852	3.3272	614
0.111-0.205	Stand-by	0.5348	0.4556	0.6208	0.2544	3.3266	614

Configuration photo of the test:


H-Field & E-Field Strength test photos




Front




Rear



Left



Right



Top

***** End of Report *****