






front side  
正面

 <p><b>HAVIT</b></p> <p>W3037 KIT 3 IN 1 WIRELESS CHARGER USER MANUAL</p>	<p><b>Packing list</b></p> <ul style="list-style-type: none"> <li>3 in 1 wireless charger*1</li> <li>33W USB-C travel charger*1</li> <li>USB-C to USB-C cable*1</li> <li>Manual*1</li> <li>Warranty card*1</li> </ul>	<p><b>Product structure</b></p>  <ul style="list-style-type: none"> <li>Phone charging area</li> <li>Watch wireless charging area</li> <li>Earbuds charging area</li> <li>Ambient light touch switch</li> <li>Earbuds charging indicator light</li> <li>Phone charging indicator light</li> <li>USB-C input port</li> <li>Ambient light</li> </ul>	<p><b>Specification</b></p> <p>Product Model: W3037 kit Product Name: 3 in 1 Wireless Charger • <b>3 in 1 Wireless Charger Product Parameters</b> Material: ABS+aluminium alloy Input: 9V = 3A Output: Phone: 15W (compatible with 7.5W and 5W) Watch: 2.5W Earbuds: 3W (max) Product Size: 104*104*160mm Weight: 176g±5g</p> <p>• <b>Mini 33W USB-C Travel Charger Product Parameters</b> Material: ABS Input: 100-240V-50/60Hz 0.5A Output: USB-C: 5.0V = 3.0A, 9.0V = 3.0A, 12.0V = 2.5A (PD30W) PPS: 3.3V-5.9V = 3.0A, 3.3-11.0V = 3.0A (33W) Size: 34*35*68mm Weight: 42g±5g</p>	<p><b>Instructions for use</b></p> <p>1.Power supply: 1.1 Plug one end of the USB-C charging cable into the equipped 33W power adapter, and the other end into the USB-C port of the product; the product will enter normal working status. 2. Wireless charging 2.1 This product can wirelessly charge three devices: mobile phone, earphones, and watch at the same time. 2.2 The watch charging module is compatible with wireless charging of Apple and Samsung watches. 2.3 Wireless charging status indication (mobile phones and earphones have charging indicator lights on their displays, but watches have no charging indicator lights) Power on: the light flashes twice and then goes out; Standby: no light;</p>
--	---	---	---	--

封面



back side  
反面

<p>Charging: always on; Fully charged: the light turns off (some Apple phones do not support this function); FOI: Flashing light. 3.Ambient lighting 3.1 Click the ambient light touch switch to turn on the ambient light; click to switch the lighting effect each time; double-click to turn off the ambient light. 3.2 There are 8 kinds of lighting effects; the order is: overall colorful gradient, colorful rotation, purple + yellow + light blue three-color rotation, red, green, blue, purple, automatic cycle (green-blue-yellow-red)</p> <p><b>Warning</b> *Special note: If the alarm clock, wireless charger, dock, and night light are required to work at the same time, please be sure to use a QC3.0 or above power adapter or PD adapter, when powered by 5V voltage, the wireless charger does not support fast charging.</p>	<ul style="list-style-type: none"> <li>Please do not disassemble this product by yourself</li> <li>Please do not place this product near heat sources</li> <li>Please do not place the product near water or in wet places.</li> <li>Please do not place it too close to a magnetic card with a magnetic stripe or chip (ID card, bank card, etc.) to avoid failure of the magnetic card.</li> <li>Please keep the distance between implanted medical devices (pacemakers, cochlear implants, etc.) and wireless chargers &gt;20CM to avoid potential interference with medical devices.</li> <li>Children should be supervised to ensure that they do not play with the wireless charger as a toy to avoid unnecessary accidents.</li> <li>If you need to clean the charger, please make sure it is disconnected from the power supply.</li> </ul> 	<p><b>FCC Warning</b></p> <p>This device complies with part 15 of the FCC Rules. Operation is subject to the following two conditions: (1) This device may not cause harmful interference, and (2) this device must accept any interference received, including interference that may cause undesired operation. Any Changes or modifications not expressly approved by the party responsible for compliance could void the user's authority to operate the equipment. This equipment has been tested and found to comply with the limits for a Class B digital device, pursuant to part 15 of the FCC Rules. These limits are designed to provide reasonable protection against harmful interference in a residential installation. This equipment generates energy and can radiate radio frequency energy and, if not installed and used in accordance with the instructions, may cause harmful interference to radio communications. However, there is no guarantee that interference will not occur in a particular</p>	<p>installation. If this equipment does cause harmful interference to radio or television reception, which can be determined by turning the equipment off and on, the user is encouraged to try to correct the interference by one or more of the following measures: -Reorient or relocate the receiving antenna. -Increase the separation between the equipment and receiver. -Connect the equipment into an outlet on a circuit different from that to which the receiver is connected. -Consult the dealer or an experienced radio/TV technician for help. FCC RF exposure statement: This equipment complies with FCC radiation exposure limits set forth for an uncontrolled environment. This equipment should be installed and operated with minimum distance 20cm between the radiator &amp; your body.</p>	 <p>www.havitmart.com</p>
---	---	---	--	--

风琴折  
(从封面往封底方向像折扇子一般折叠)



品 牌	HAVIT	材质/工艺/尺寸	128g金蝶兰双铜纸, 双面印刷 四色印刷 SIZE: 55*77mm	印刷色值		注意事项	印刷不要偏色或死黑死白, 图片和字体要印刷清晰, 否则拒收!
产品型号	W3037 kit	设计师	史佳慧	软件版本	AI 2020 CC版本	日期	2024-06-14