

# Norton Core


Getting Started Guide



# What's in the box



Norton Core Secure Wi-Fi Router



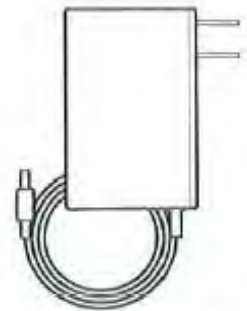
Getting Started Guide



Cable Management Clip



Ethernet Cable



AC Adapter

# What you'll need to get started

A broadband internet connection with a modem or home gateway.  
Norton Core mobile app.

For initial setup, a mobile device with:

- Bluetooth (BLE)
- Data connection
- iOS 8.1 or higher
- Android™ 4.3 and higher



# Start here



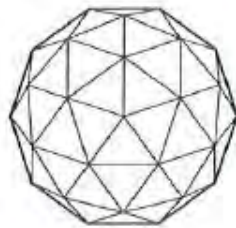
## ① Place.

For optimal performance, place Norton Core in an unobstructed location near your broadband connection.



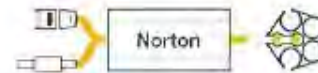
## ② Get the app.

Download the Norton Core Mobile App from the Apple App Store or Google Play store or get it at [norton.com/coreapp](http://norton.com/coreapp).



## ③ Set up.

Once you download the app, follow the step-by-step instructions on the mobile app to help.



## ④ Get Organized!

Place your cables in the cable management clip. Use the two smaller slots for the power and WAN cables.



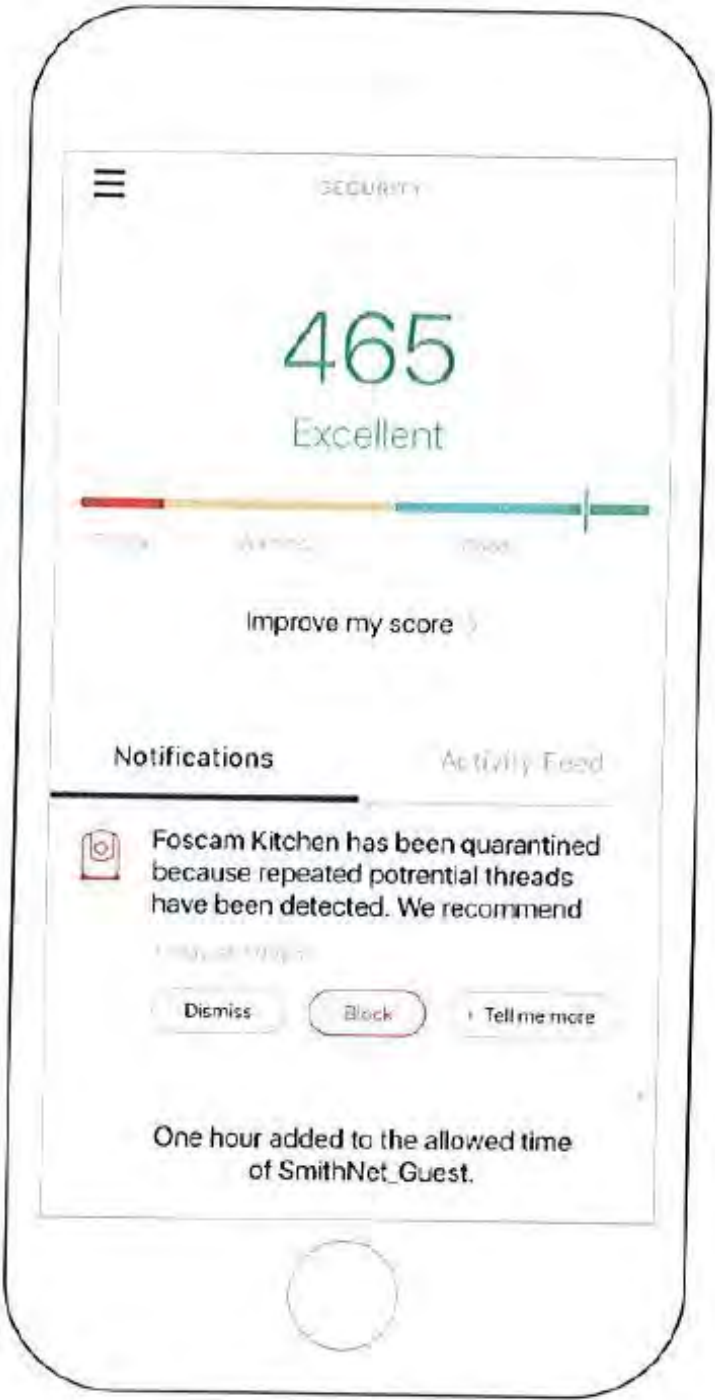
# Getting more out of Norton Core - Advanced Security

## **Security Score**

Keep your finger on the pulse of your network. Core monitors data from your entire connected home and sums it up in a single, powerful number. If there's ever a problem, Core jumps in with the insights and tools you need to improve your score.

To view your Security Score, tap on Main Menu and select Home.

Tap on Improve My Score to view insights on actions you can take to improve your score.



# Getting more out of Norton Core - Off-line Protection

## **Norton Security for PC's, Macs, Smartphones & Tablets**


Core is a single solution that you will ever need that protects you at the network and device level. Being protected 24/7 is becoming ever so important as hackers are becoming smarter. That's why Core is bundled with the best of Norton Security for up to 20 devices- it protects you against viruses, malware, spyware and other sophisticated online and offline threats.

Install Norton Security for PCs, Macs, iOS and Android smartphones or tablets to ensure that you have complete protection of all your devices.

**Tip:** Installing Norton Security on all your PCs, Macs or mobile devices improves your Security Score.

To download Norton Security for your devices go to **[Norton.com/setup](https://norton.com/setup)**.





# Getting more out of Norton Core - Networking

## Networking

**Test Speeds** – With Norton Core App, you are able to test your upload and download speeds from your ISPs at any time. Just go to the main menu, tap on Network and tap on test.

**Bandwidth Priority** – Norton Core allows you to easily prioritize the bandwidth of your network for any specific device or person of your choosing. Example, if you want to ensure that you have uninterrupted view of Netflix on your Xbox, you can choose the Xbox as having the highest priority on your network.

## Guest Access

Create **secure guest networks**, easily. Even set a time limit. When time is up, simply extend access or let the guest network disappear.

To create a guest network go to the main menu, tap on Settings and then on Guest Network.

**Tip:** You can access any of these features from anywhere even if you are away from your home as long as you have internet access.



NETWORK

SmithNet is online

126

Download (Mbps)

64

Upload (Mbps)

TEST

99% up

DATA USAGE

102GB : 7 Days

People

Devices



Kara Smith

59 GB



Sam Smith



# Getting more out of Norton Core - Parental Controls

## Parental Controls

Internet time. Family time. Only you know the right balance. So we created a set of flexible, powerful tools for you. Monitor and manage screen time. Set content filters for children of all ages. Turn off access by person, or put the entire network on pause.

**Time limits** – Manage the amount of time your kids spend online. Parents can simply use the app to pause the internet, set time limits and bedtime for every device in the home.

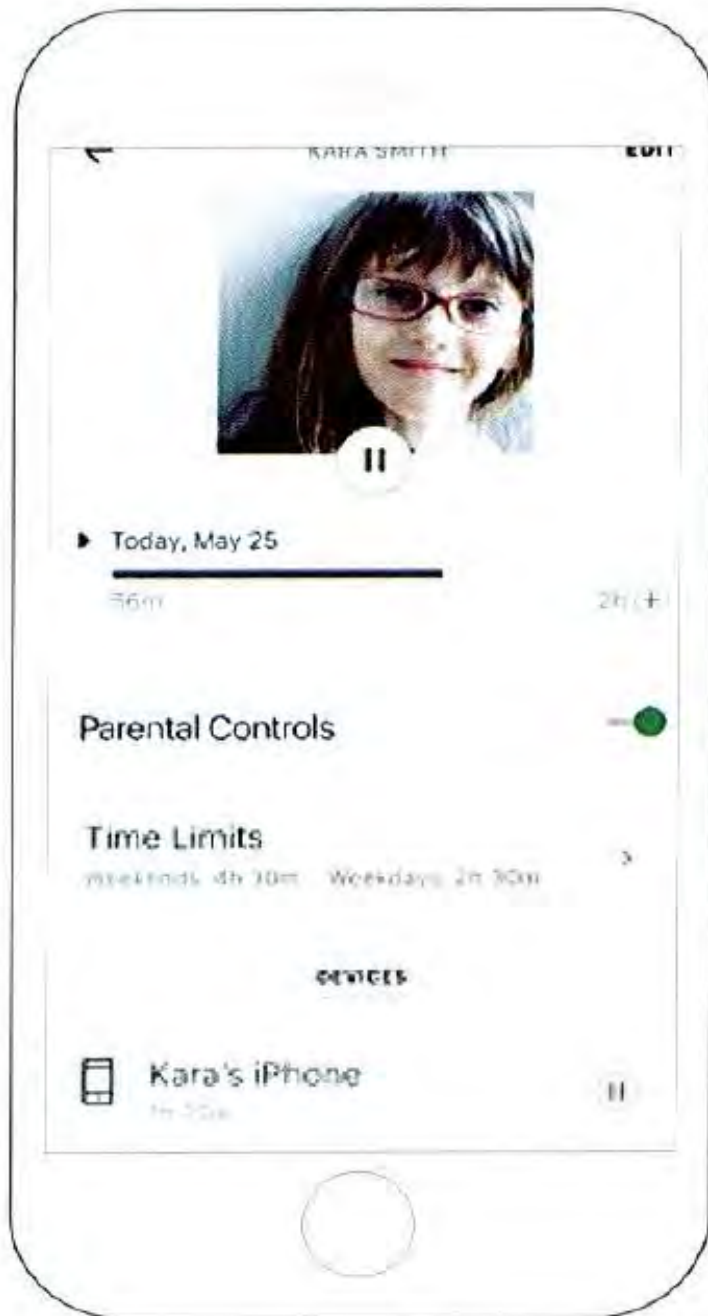
Set limits for the amount of time your kids spend online – during the week and on weekends.

With bedtime, parents can block access to the internet at preset times to ensure kids get their much needed sleep. Have separate bedtimes for school nights and weekends.

**Content Filters** – Guide your kids online by choosing from age appropriate content filters or simply block any sites you don't want them stumbling upon.


Norton Core App provides notifications when your child has reached their internet usage time limits or is attempting to access restricted sites.

Access Parental Controls via People on the Main Menu.





# Troubleshooting

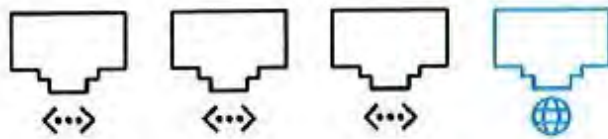


# Simple troubleshooting tips

## Having problems setting up Core?

Check the following:

1. Your smartphone can access the internet
2. Your Modem is connected to Core's port with the globe icon.



If you still can't get Core set up:

1. Connect your modem directly to a computer using an ethernet cable to make sure you have internet access
2. Try restarting your modem by unplugging the power cable and plugging it back in after 1 minute

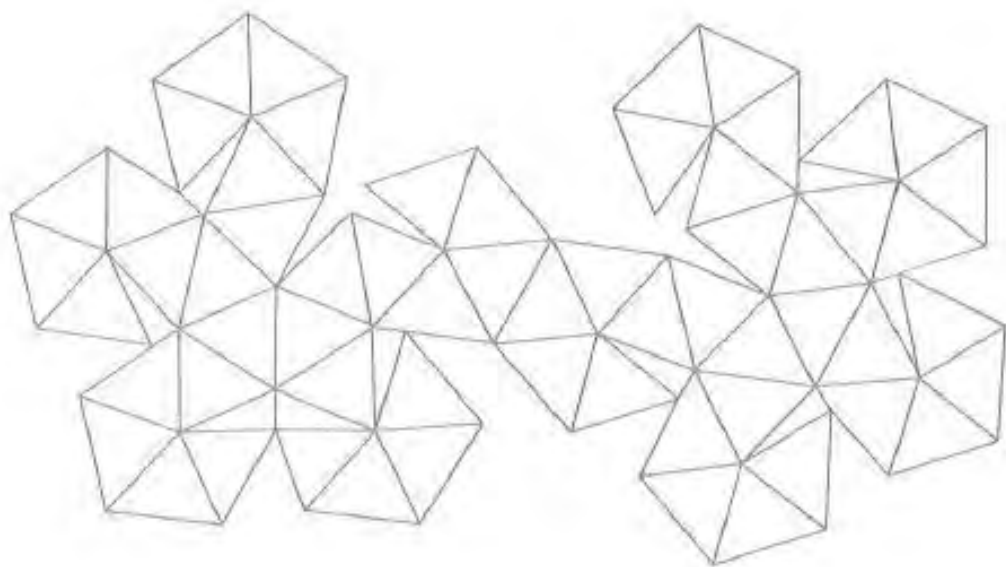


# Getting help

**Need help? We're here for you.**

Visit us online at [support.norton.com/core](https://support.norton.com/core)

Call us at **1-855-966-7866**



# Warranty

## **Symantec 1 Year Limited Warranty**

Your Norton Core hardware product is warranted against defects in material and workmanship for a period of ONE (1) YEAR from the date of original retail purchase ("Warranty Period"). If a defect arises during the Warranty Period, Symantec at its option and to the extent permitted by law will (1) repair the product at no charge using new parts or parts that are equivalent to new in performance and reliability, (2) exchange the product with a functionally equivalent product that is new or refurbished (depending on period of use of the product), or (3) refund the original purchase price. This warranty excludes damage resulting from abuse, accident, modifications or other causes that are not defects in materials and workmanship.

Other than the consumer law rights to which you are entitled, all warranties, conditions and other terms not set out in this warranty document are excluded from the Norton One-Year Limited Warranty.

Proof of purchase will be required to verify eligibility.



FCC Statement:

**Federal Communication Commission Interference Statement**

This equipment has been tested and found to comply with the limits for a Class B digital device, pursuant to Part 15 of the FCC Rules. These limits are designed to provide reasonable protection against harmful interference in a residential installation. This equipment generates, uses and can radiate radio frequency energy and, if not installed and used in accordance with the instructions, may cause harmful interference to radio communications. However, there is no guarantee that interference will not occur in a particular installation. If this equipment does cause harmful interference to radio or television reception, which can be determined by turning the equipment off and on, the user is encouraged to try to correct the interference by one of the following measures:

- Reorient or relocate the receiving antenna.
- Increase the separation between the equipment and receiver.
- Connect the equipment into an outlet on a circuit different from that to which the receiver is connected.
- Consult the dealer or an experienced radio/TV technician for help.

FCC Caution: Any changes or modifications not expressly approved by the party responsible for compliance could void the user's authority to operate this equipment.

This device complies with Part 15 of the FCC Rules. Operation is subject to the following two conditions: (1) This device may not cause harmful interference, and (2) this device must accept any interference received, including interference that may cause undesired operation.

This device is going to be operated in 5.15~5.25GHz frequency range, it is restricted in indoor environment only.

This device is restricted for indoor use.

**IMPORTANT NOTE:**

**FCC Radiation Exposure Statement:**

This equipment complies with FCC radiation exposure limits set forth for an uncontrolled environment. This equipment should be installed and operated with minimum distance 26cm between the radiator & your body.

**IC Statement:**

This device complies with Industry Canada license-exempt RSS standard(s). Operation is subject to the following two conditions: (1) this device may not cause interference, and (2) this device must accept any interference, including interference that may cause undesired operation of the device.

*Le présent appareil est conforme aux CNR d'Industrie Canada applicables aux appareils radio exempts de licence. L'exploitation est autorisée aux deux conditions suivantes : (1) l'appareil ne doit pas produire de brouillage, et (2) l'utilisateur de l'appareil doit accepter tout brouillage radioélectrique subi, même si le brouillage est susceptible d'en compromettre le fonctionnement.*

The device for operation in the band 5150–5250 MHz is only for indoor use to reduce the potential for harmful interference to co-channel mobile satellite systems.

*les dispositifs fonctionnant dans la bande 5150-5250 MHz sont réservés uniquement pour une utilisation à l'intérieur afin de réduire les risques de brouillage préjudiciable aux systèmes de satellites mobiles utilisant les mêmes canaux.*

**IMPORTANT NOTE:**

**IC Radiation Exposure Statement:**

This equipment complies with IC RSS-102 radiation exposure limits set forth for an uncontrolled environment. This equipment should be installed and operated with minimum distance 30 cm between the radiator & your body.

*Cet équipement est conforme aux limites d'exposition aux rayonnements IC établies pour un environnement non contrôlé. Cet équipement doit être installé et utilisé avec un minimum de 30 cm de distance entre la source de rayonnement et votre corps.*