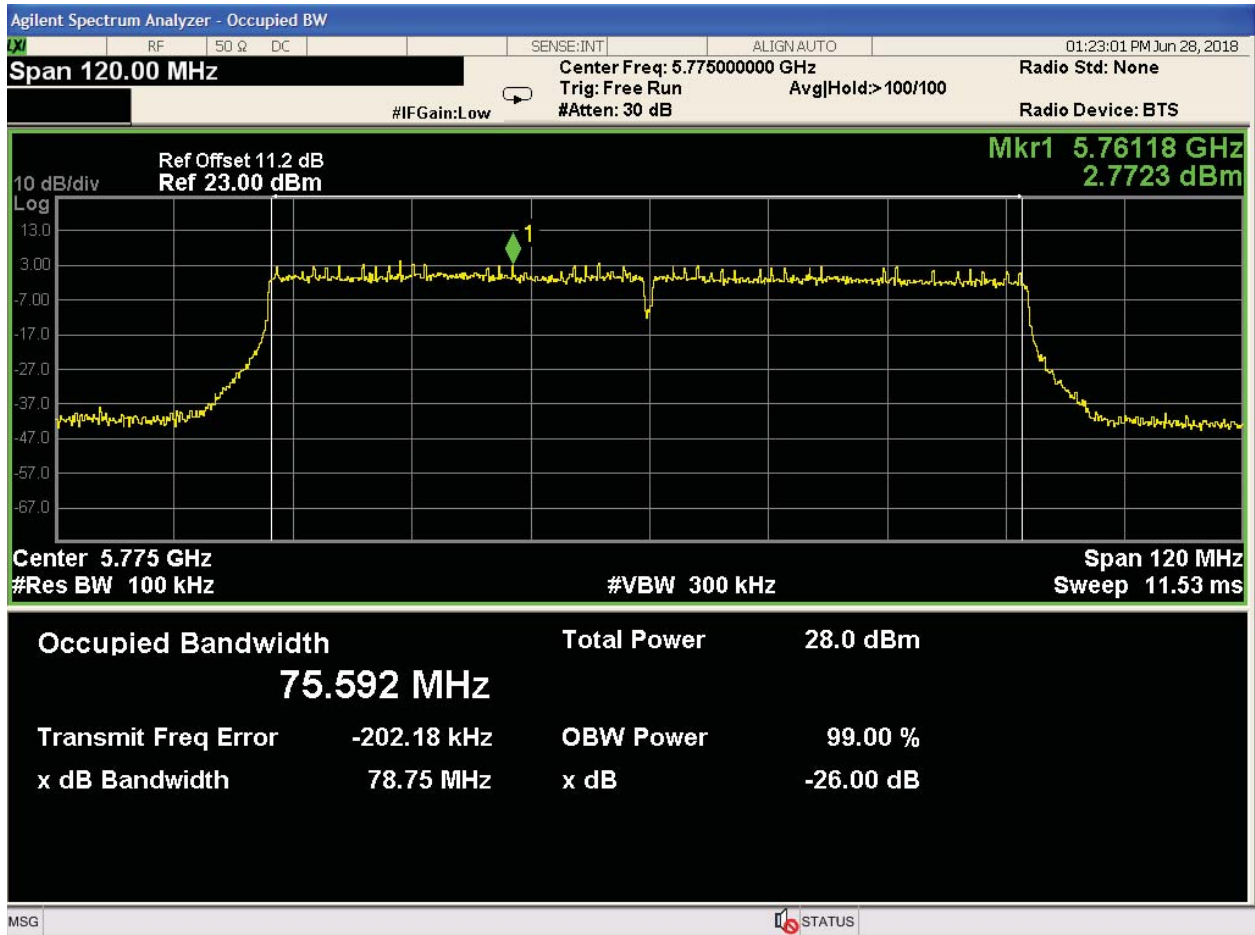
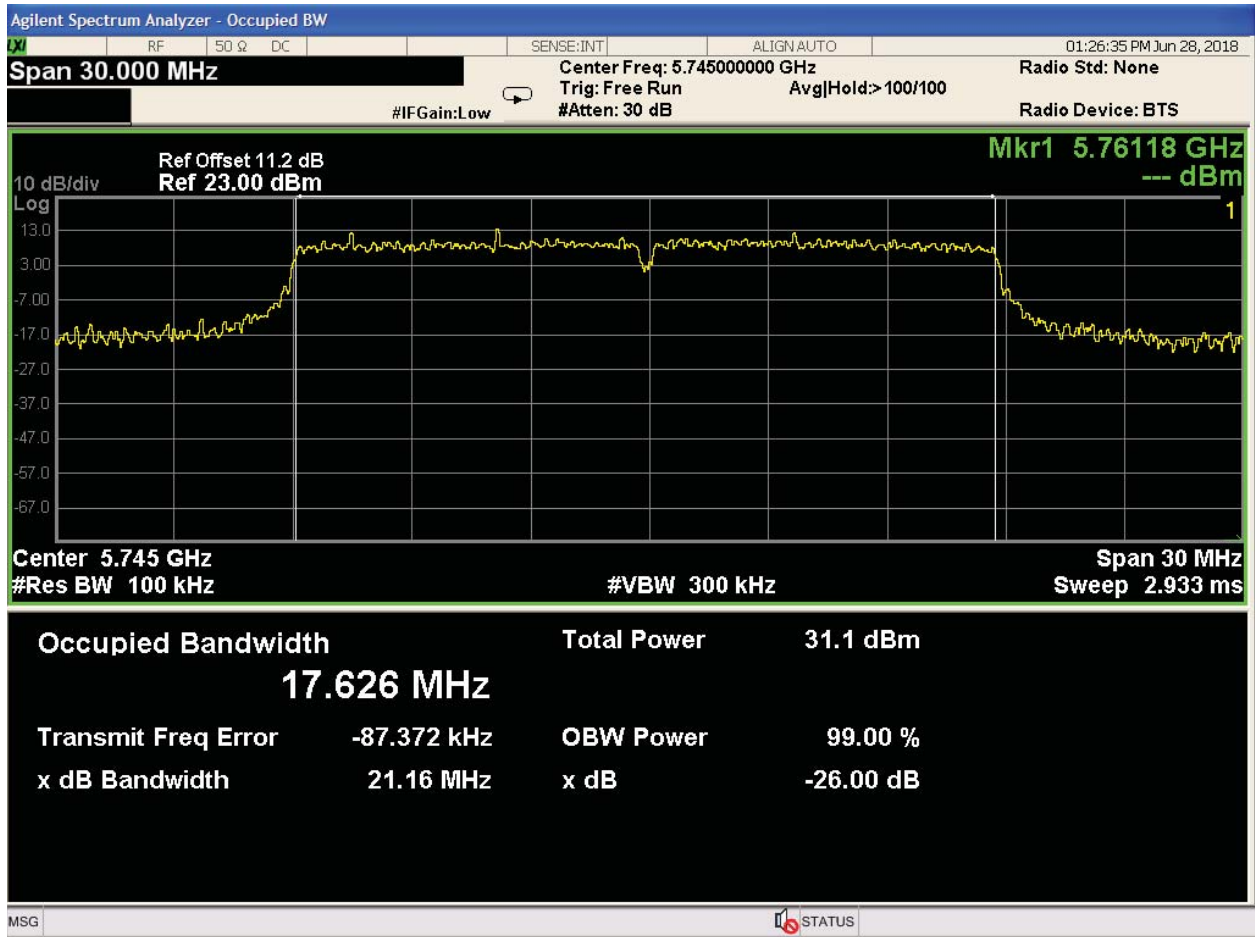


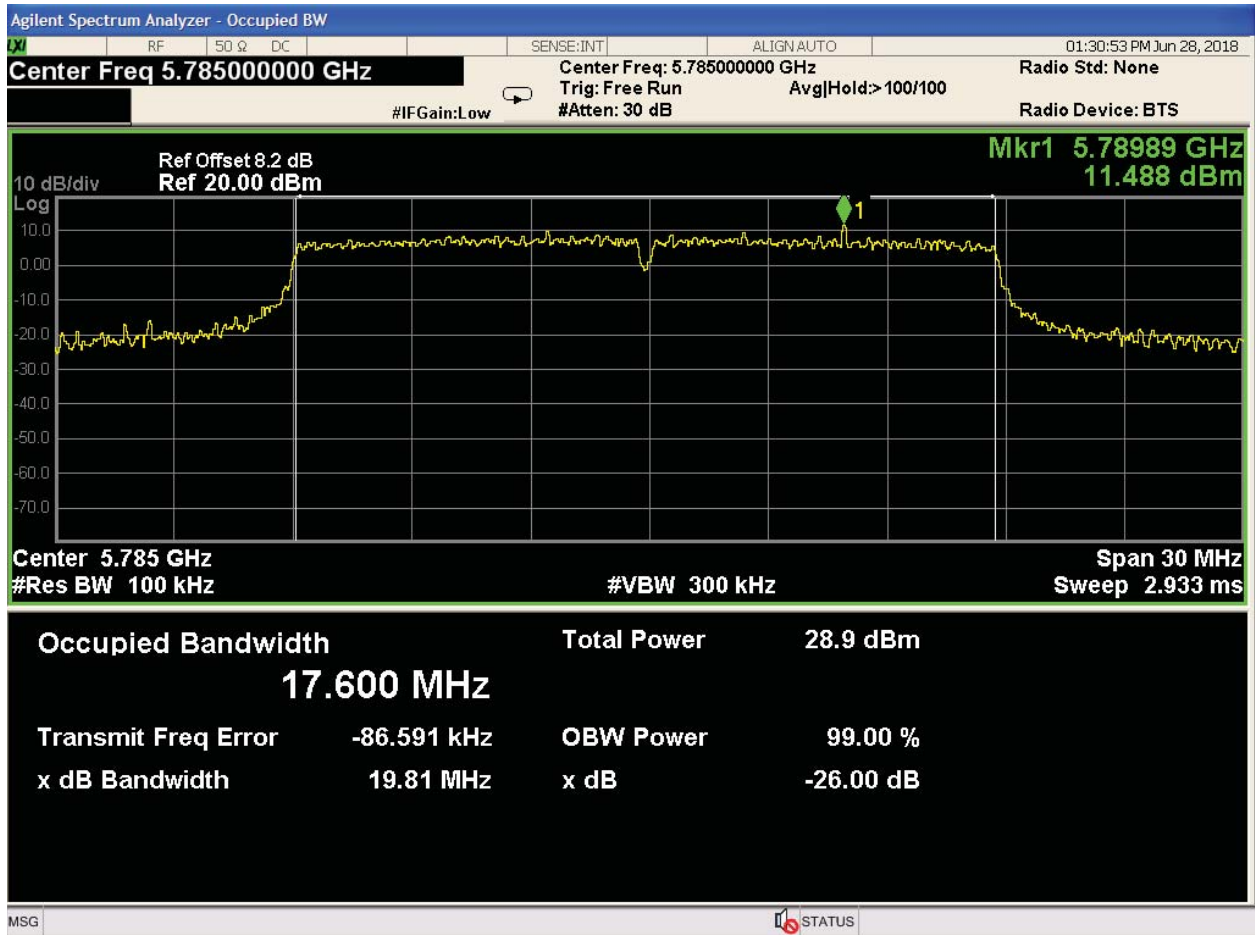
Bandwidth channel 159 HT40



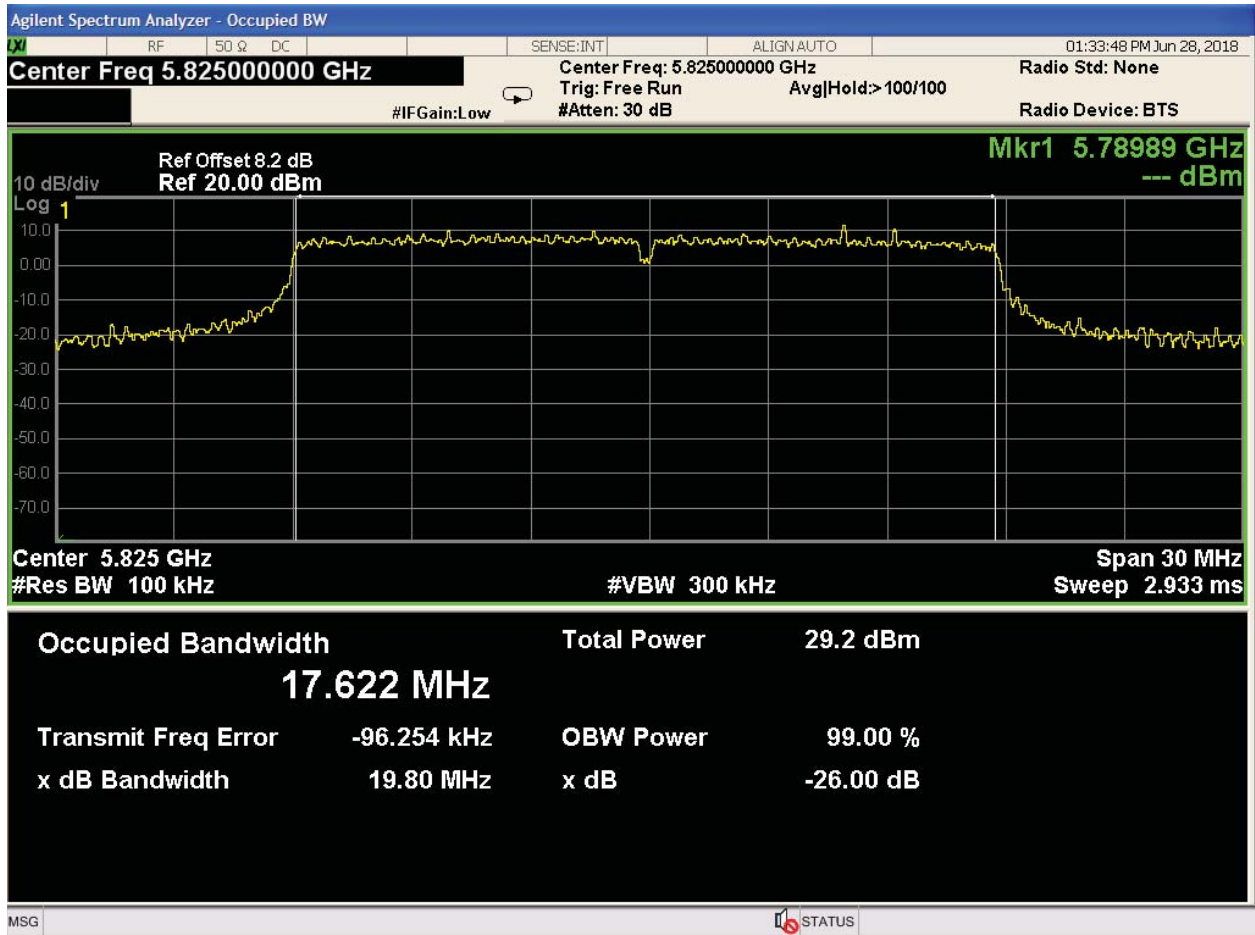
Bandwidth channel 155 VHT80



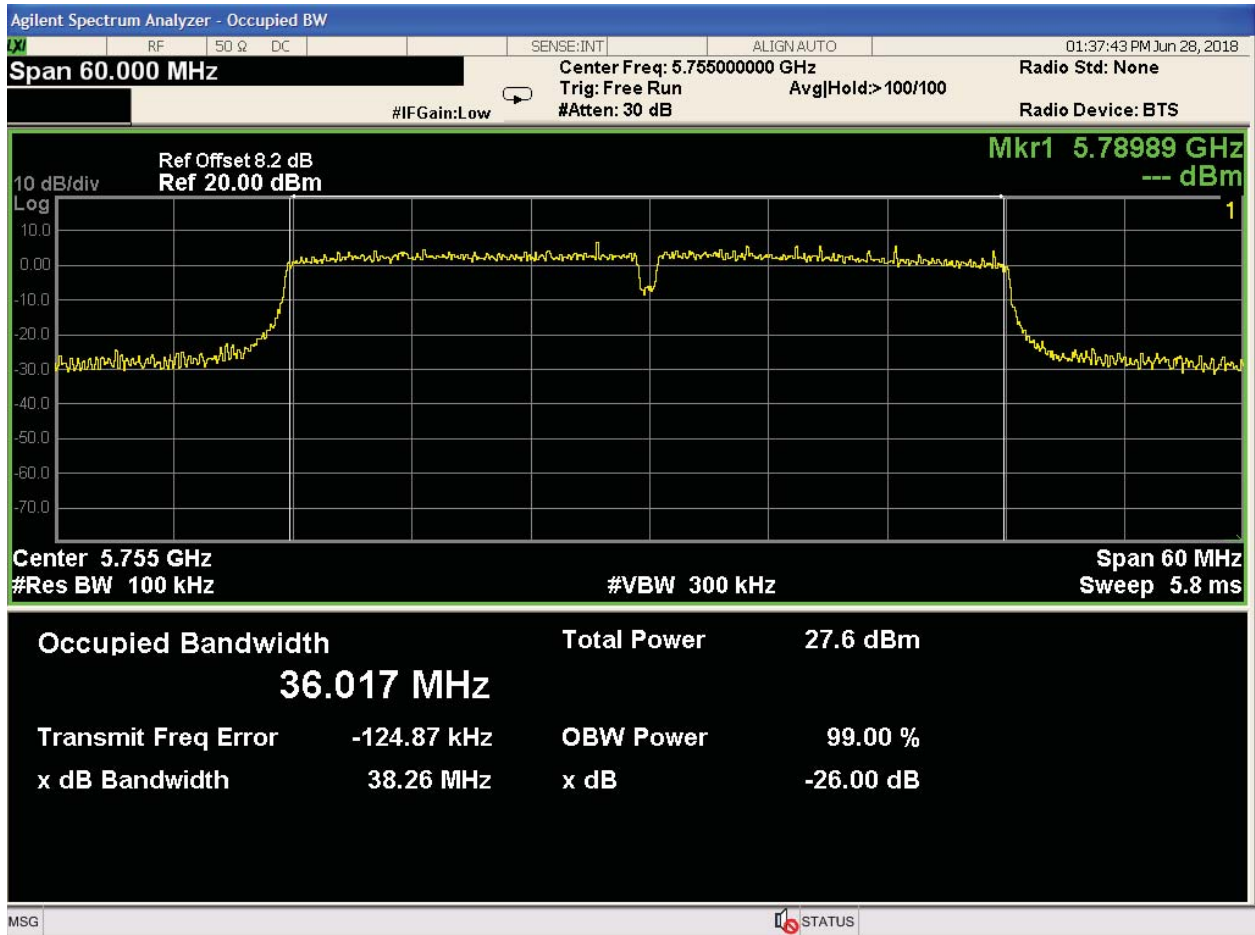
Bandwidth channel 149 VHT20



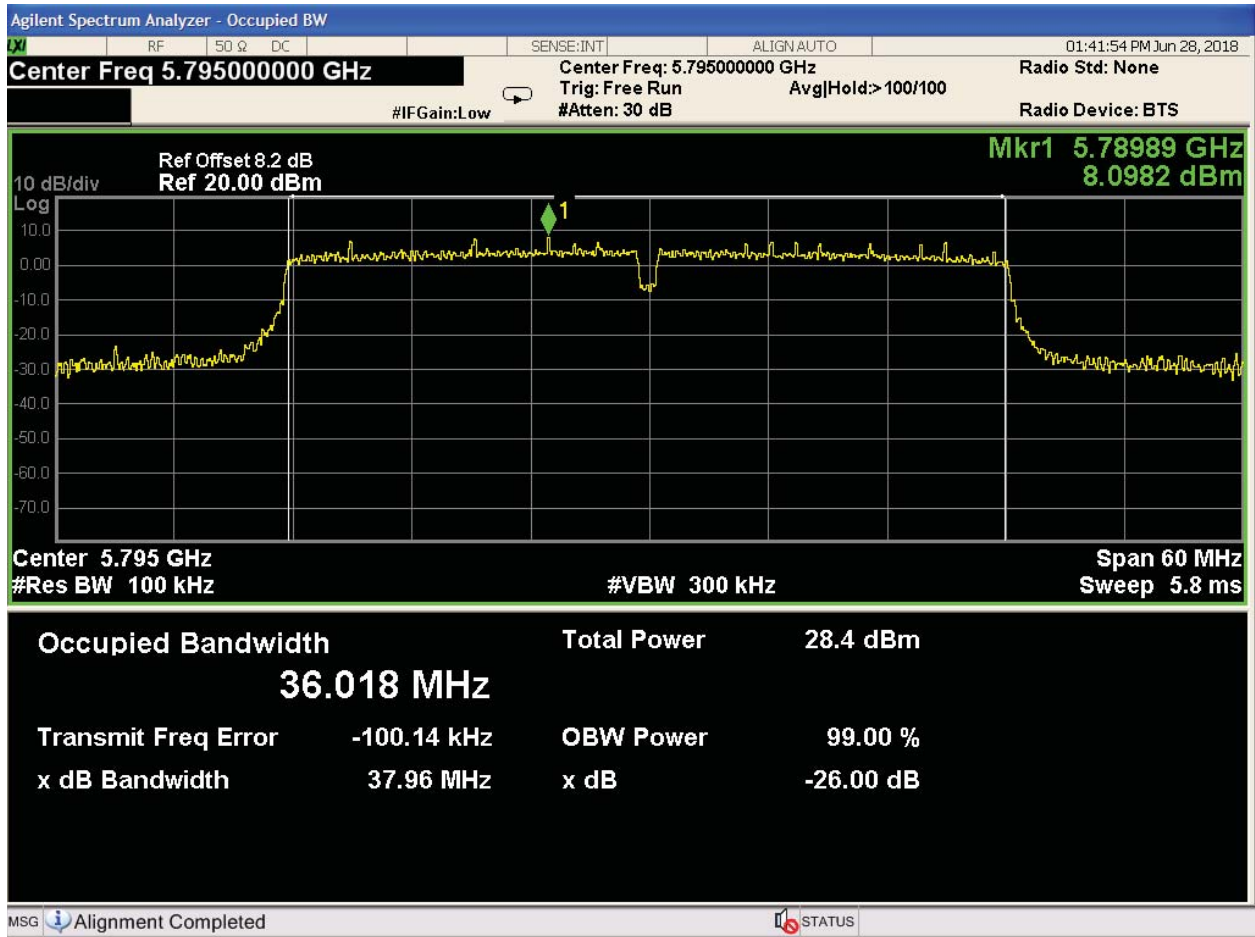
Bandwidth channel 157 VHT20



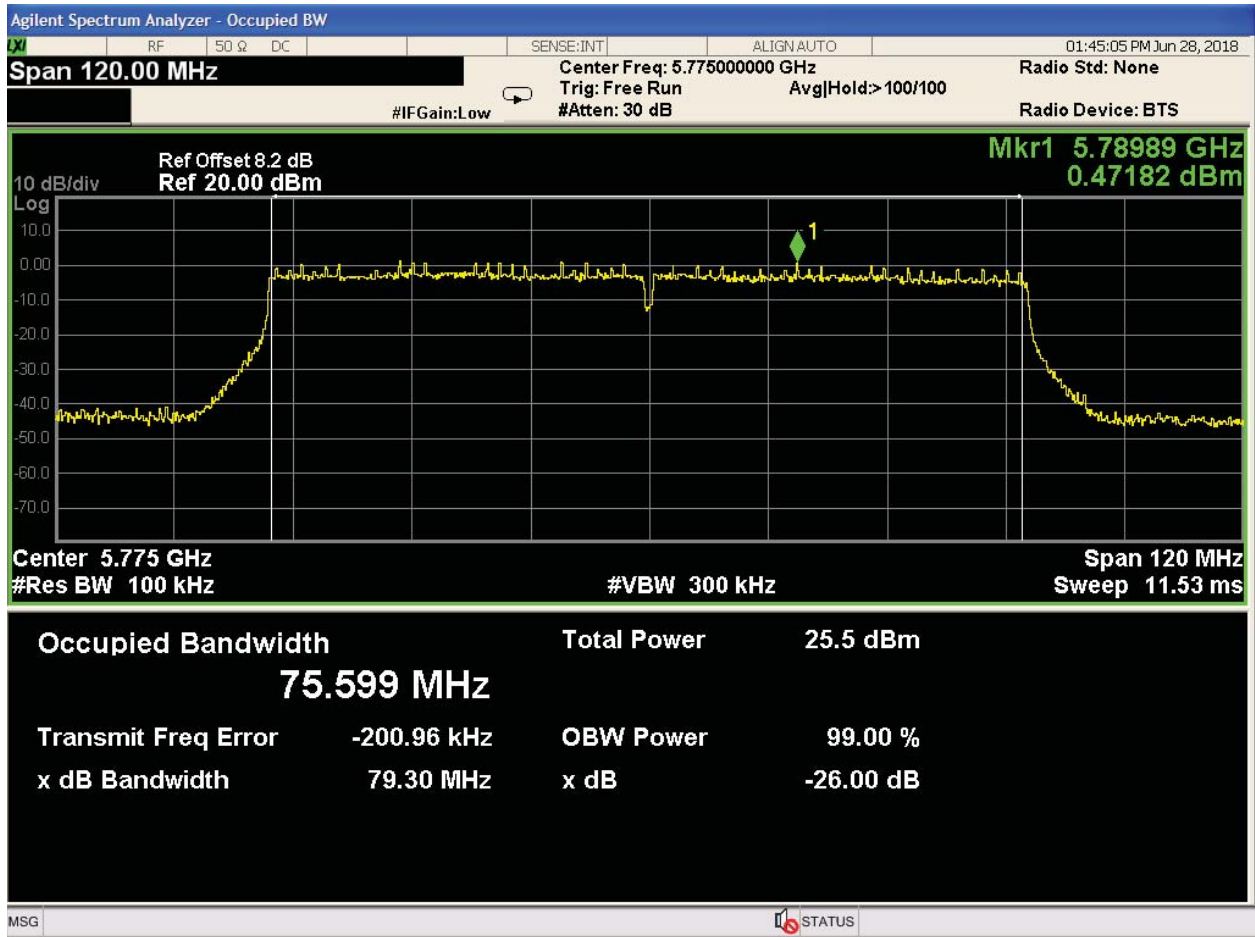
Bandwidth channel 165 VHT20



Bandwidth channel 151 VHT40



Bandwidth channel 159 VHT40



Bandwidth channel 155 VHT80 w/BF

6.4 Occupied Bandwidth

Test Method

The ANSI C63.10-2013 Section 6.9.3 and 12.4.1 Conducted method was used to measure the 99% and the 26 db bandwidth using the OBW measurement function of the spectrum analyzer. The preliminary investigation was performed at different data rate to determine the highest power output for each mode. The system was powered on and port 1 connected to the Spectrum analyzer. A diag program called QRCT was used to set the AP in continuous Tx mode and also to set the channel, channel power and data rate. This test was conducted on 3 channels for each of the throughput modes. The analyzer was configured as follows.

Cable loss and duty cycle correction were entered as an offset

RBW= 1 to 5% of the OBW

VBW= 3 x OBW

Span= Adjusted to ~1.5x26db BW

SWT= auto

Detector = peak

The 99% bandwidth function of the analyzer was adjusted to the settings above and was used to report also the 26 db bandwidth.

Test Conditions: Conducted Measurement (SA), Normal Temperature	Date: 6/27/2018
Antenna Type:	Stamped metal dipole
Duty cycle correction: see sect. 5	Data Rate: 6mbps, MCS0
Ambient Temp.: 23° C	Relative Humidity: 38 %RH

6.4.1 99% and 26db Bandwidth results

99% Occupied bandwidth UNII-1							
Mode	Channel 36	Channel 44	Channel 48	Channel 38	Channel 46	Channel 42	
nonHT	16.34	16.36	16.36	n/a	n/a	n/a	
HT40	n/a	n/a	n/a	36.07	36.87	n/a	
VHT20 BF	17.60	17.59	17.59	n/a	n/a	n/a	
VHT40 BF	n/a	n/a	n/a	36.96	35.83	n/a	
VHT80	n/a	n/a	n/a	n/a	n/a	75.52	
VHT80 BF	n/a	n/a	n/a	n/a	n/a	75.51	

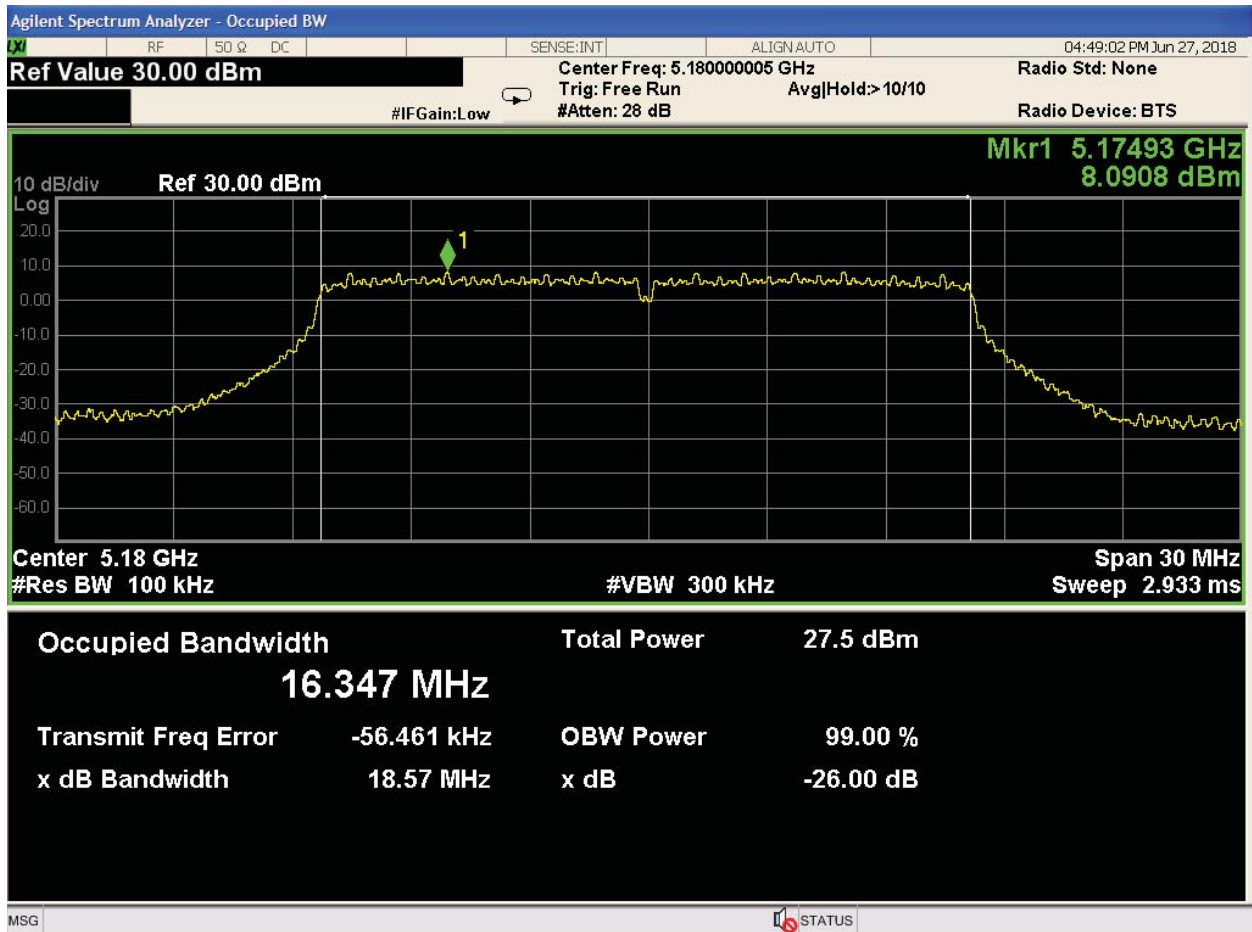
99% Occupied bandwidth UNII-3							
Mode	Channel 149	Channel 157	Channel 165	Channel 151	Channel 159	Channel 155	
nonHT	16.43	16.40	16.40	n/a	n/a	n/a	
HT40	n/a	n/a	n/a	36.05	36.04	n/a	
VHT20 BF	17.62	17.60	17.62	n/a	n/a	n/a	
VHT40 BF	n/a	n/a	n/a	36.01	36.01	n/a	
VHT80	n/a	n/a	n/a	n/a	n/a	75.59	
VHT80BF	n/a	n/a	n/a	n/a	n/a	75.59	

26 db Occupied bandwidth UNII-1							
Mode	Channel 36	Channel 44	Channel 48	Channel 38	Channel 46	Channel 42	
nonHT	18.57	18.65	18.41	n/a	n/a	n/a	
HT40	n/a	n/a	n/a	38.17	37.91	n/a	
VHT20 BF	19.89	19.35	19.37	n/a	n/a	n/a	
VHT40 BF	n/a	n/a	n/a	37.91	38.13	n/a	
VHT80	n/a	n/a	n/a	n/a	n/a	79.13	
VHT80 BF	n/a	n/a	n/a	n/a	n/a	79.34	

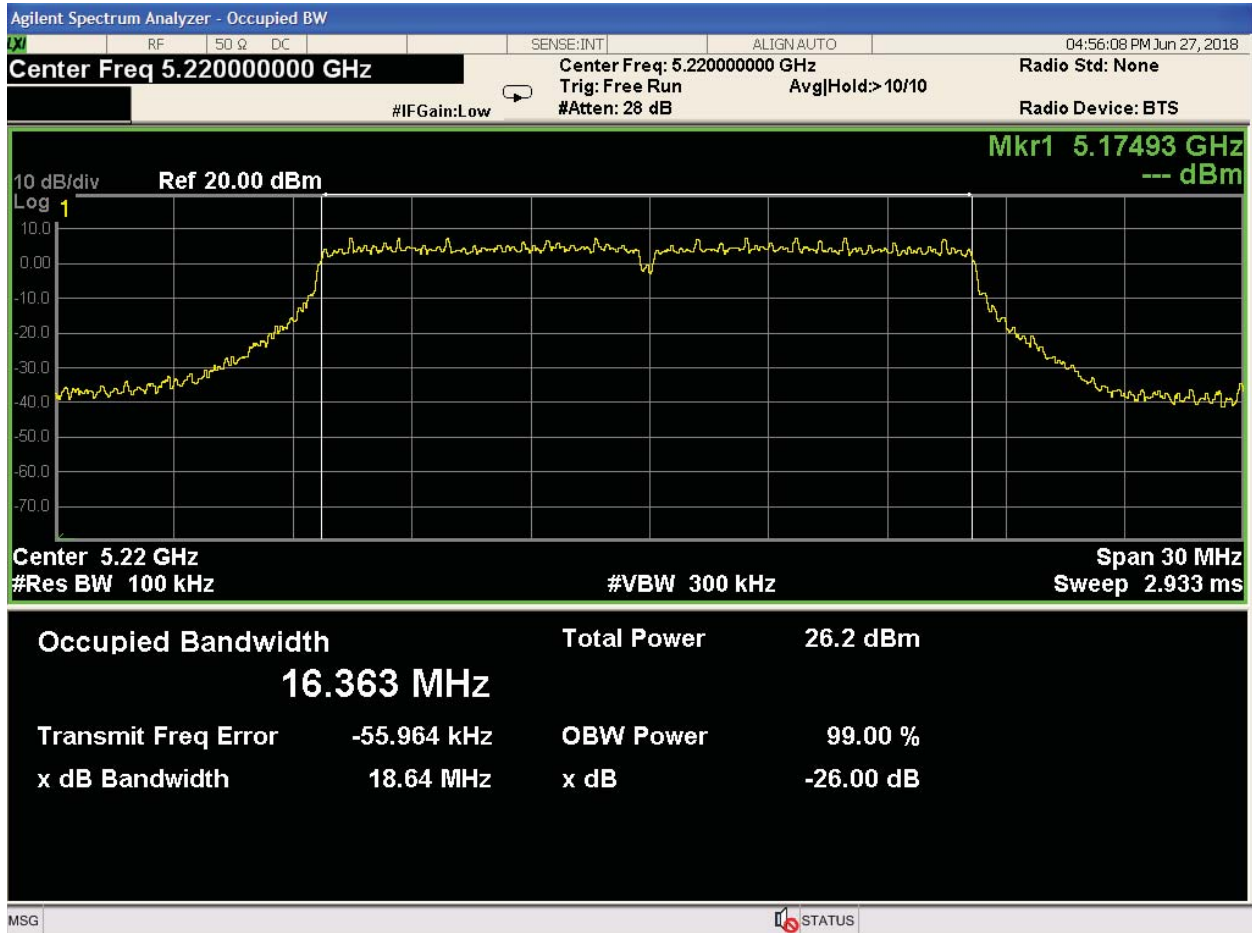
26 db Occupied bandwidth UNII-3							
Mode	Channel 149	Channel 157	Channel 165	Channel 151	Channel 159	Channel 155	
nonHT	23.77	20.05	21.93	n/a	n/a	n/a	
HT40	n/a	n/a	n/a	38.23	38.13	n/a	

VHT20 BF	21.16	19.81	19.80	n/a	n/a	n/a	
VHT40 BF	n/a	n/a	n/a	38.26	37.96	n/a	
VHT80	n/a	n/a	n/a	n/a	n/a	78.75	
VHT80BF	n/a	n/a	n/a	n/a	n/a	75.59	

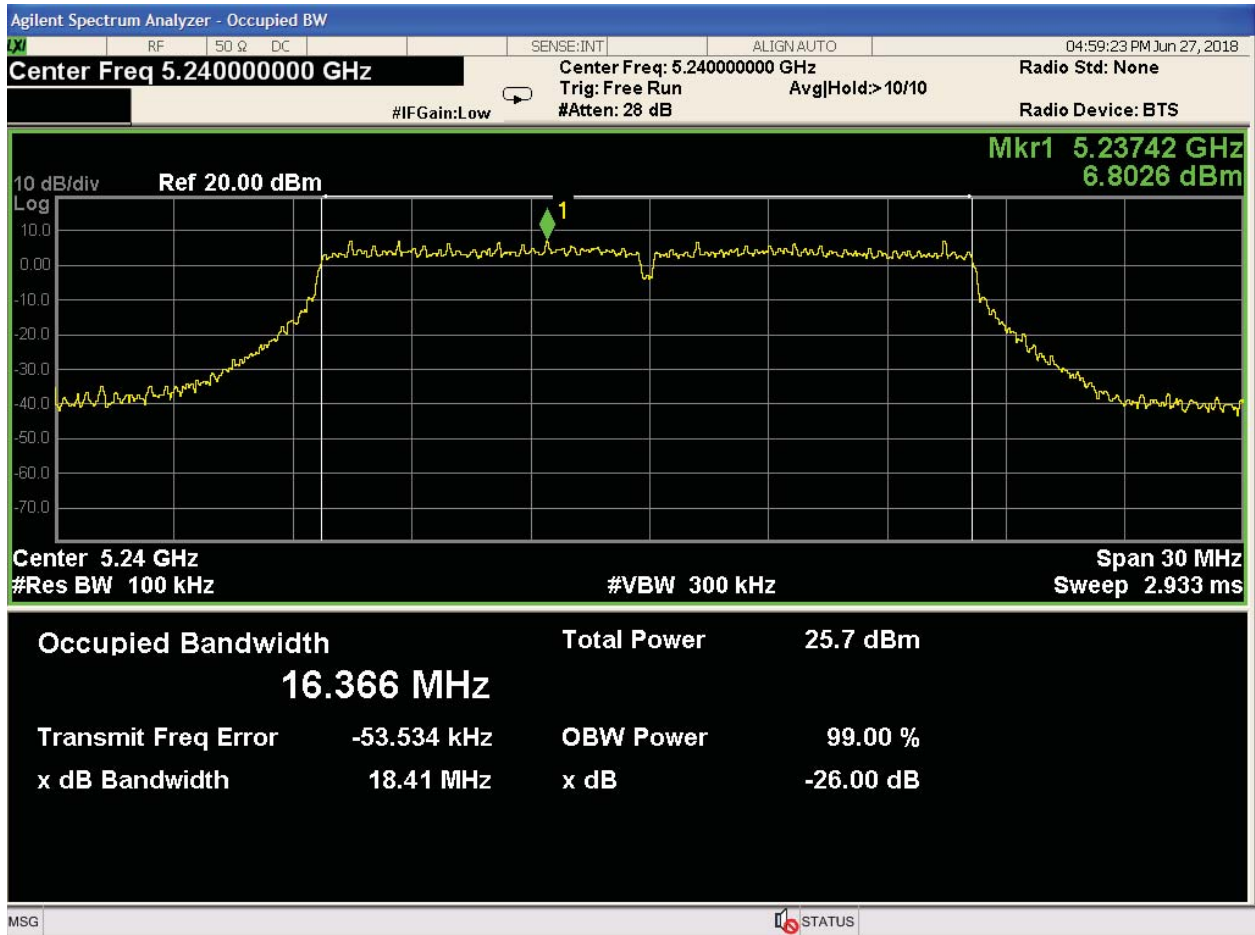
Occupied Bandwidth UNII-1



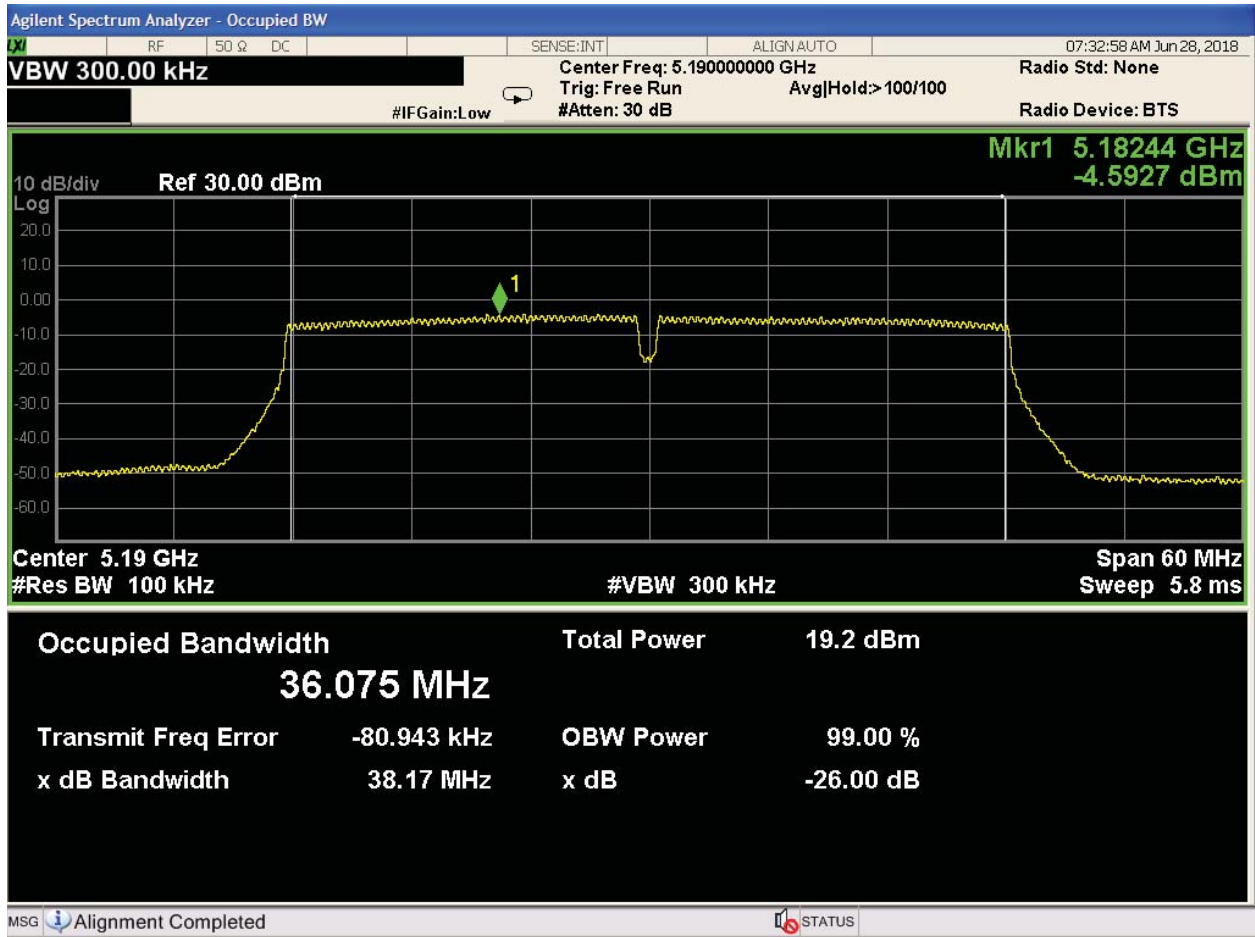
Bandwidth channel 36 nonHT



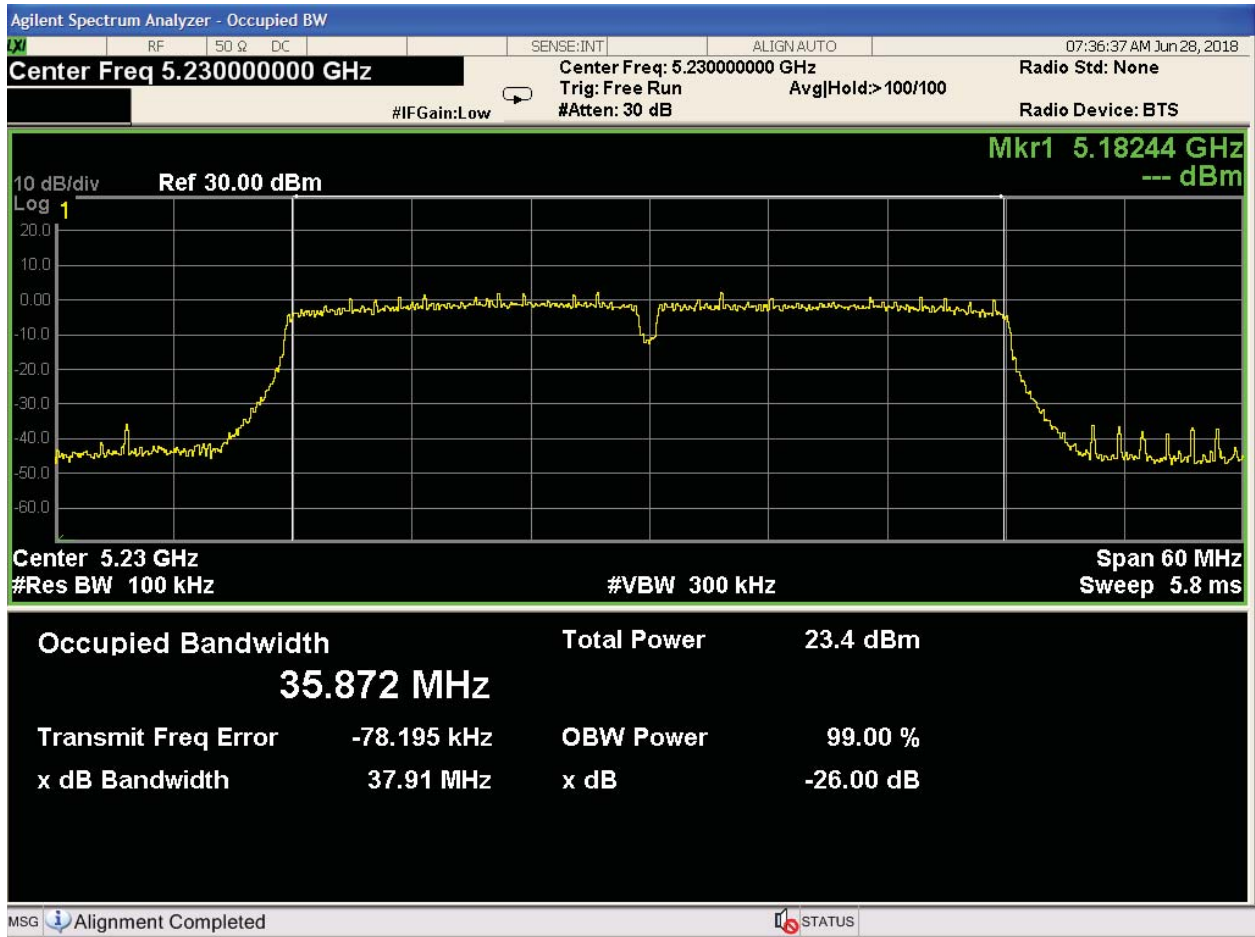
Bandwidth channel 44 nonHT



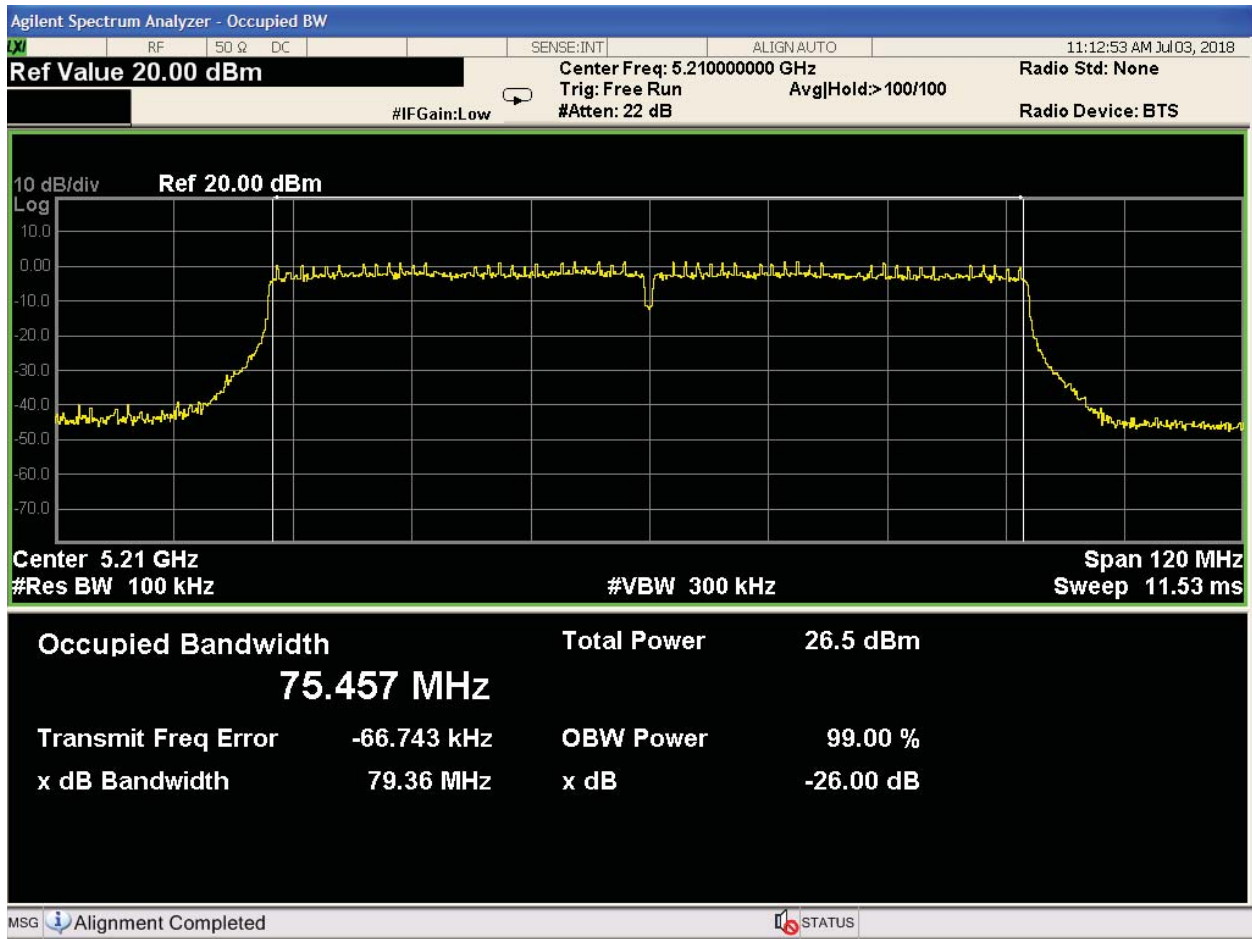
Bandwidth channel 48 nonHT



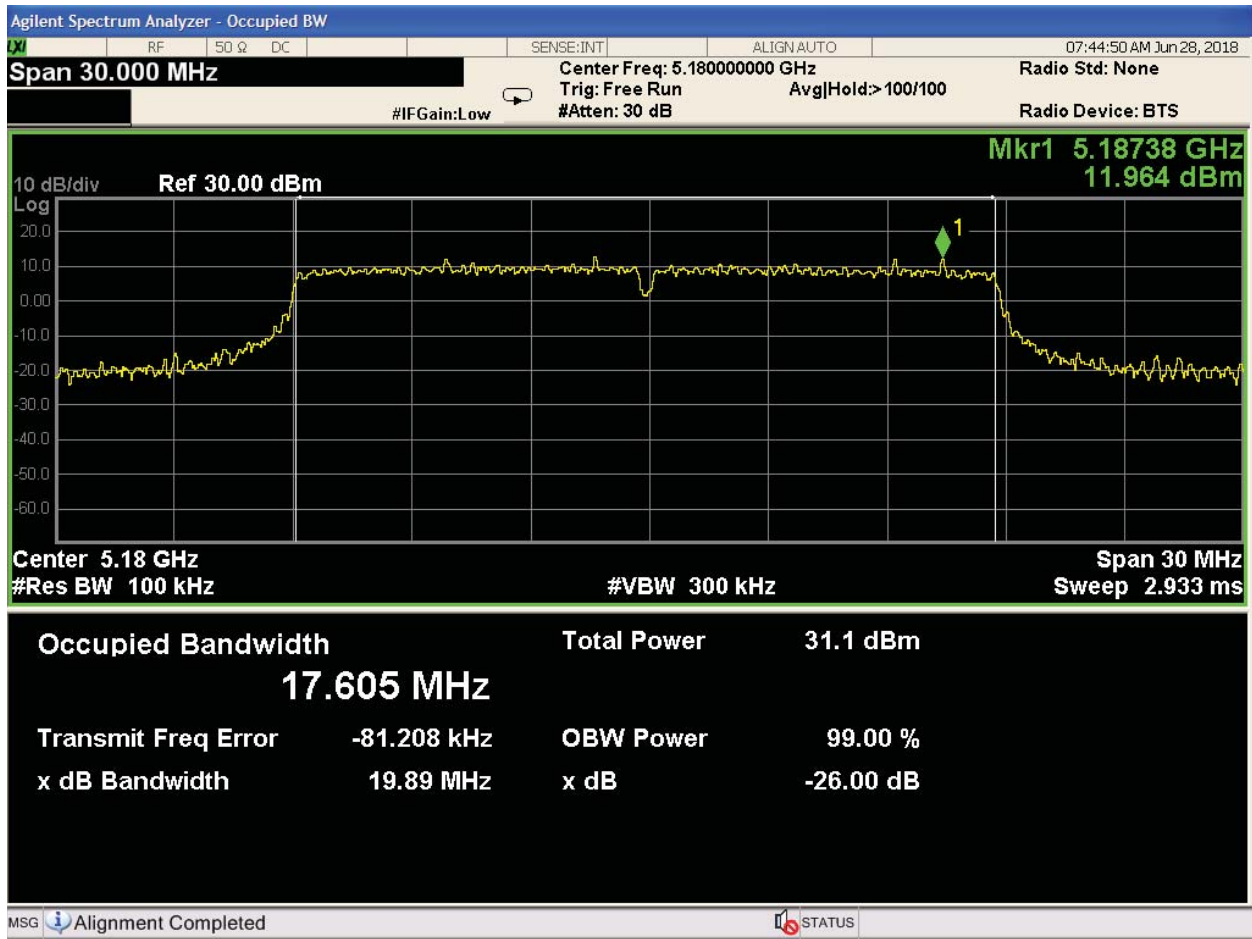
Bandwidth channel 38 HT40



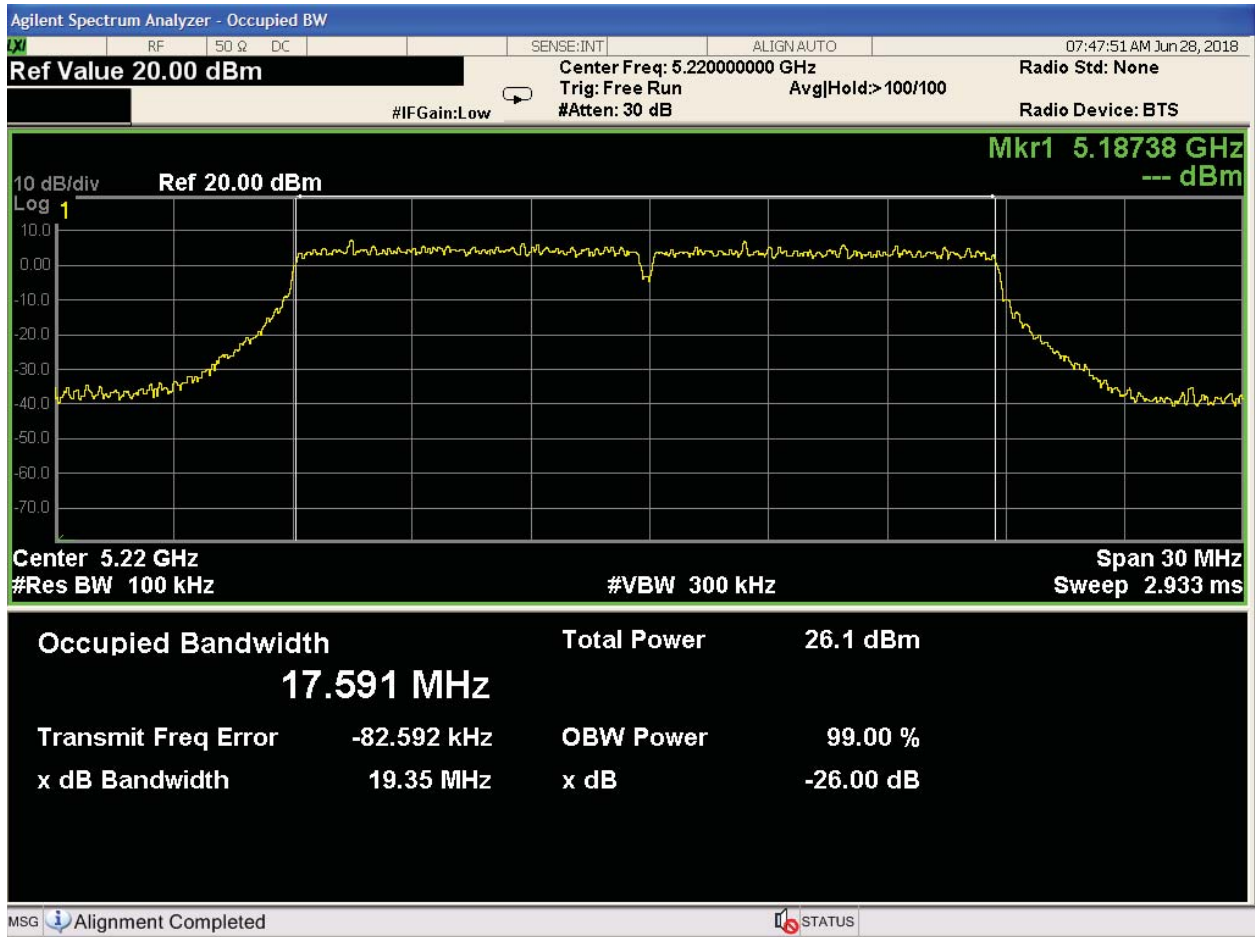
Bandwidth channel 46 HT40



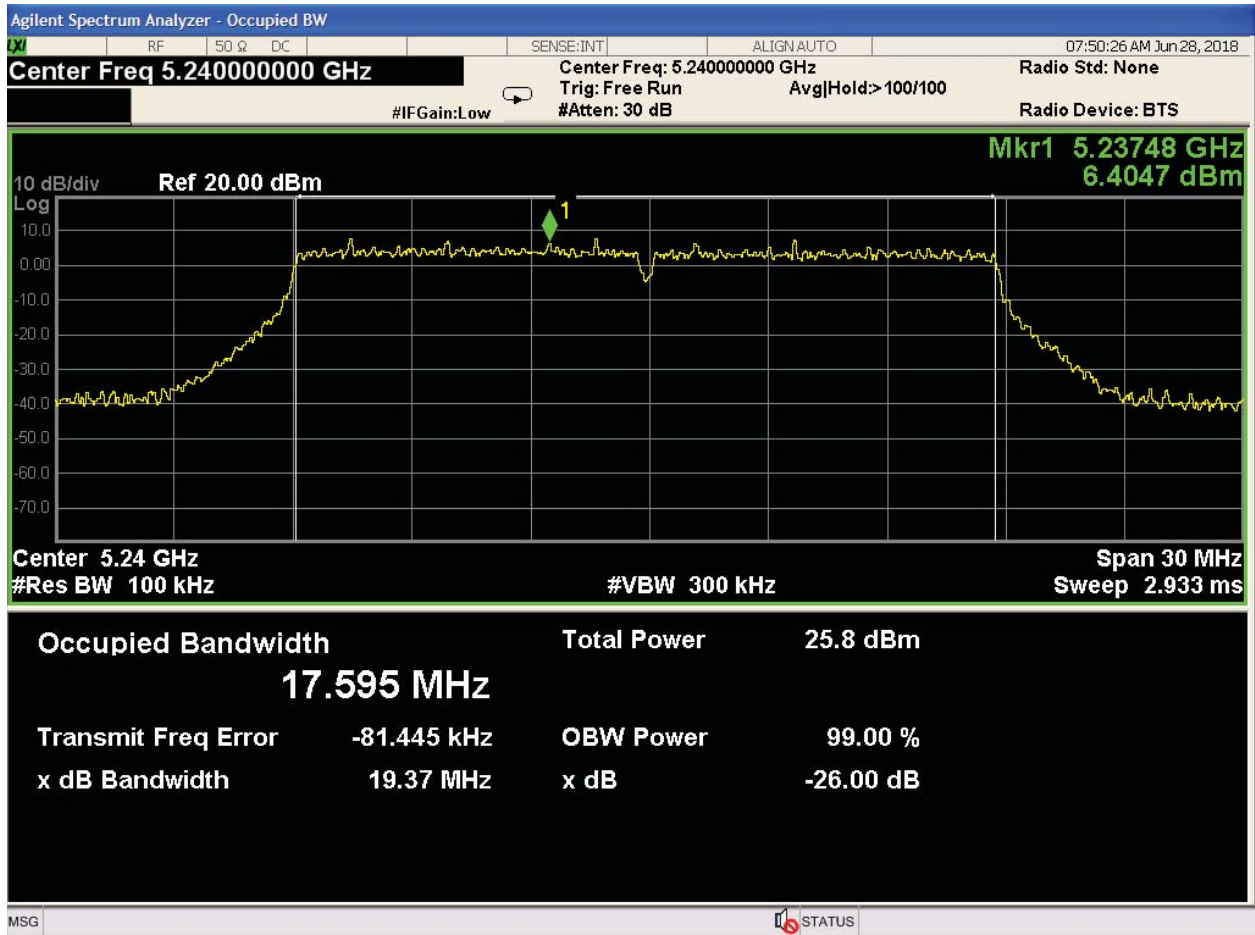
Bandwidth channel 42 VHT80



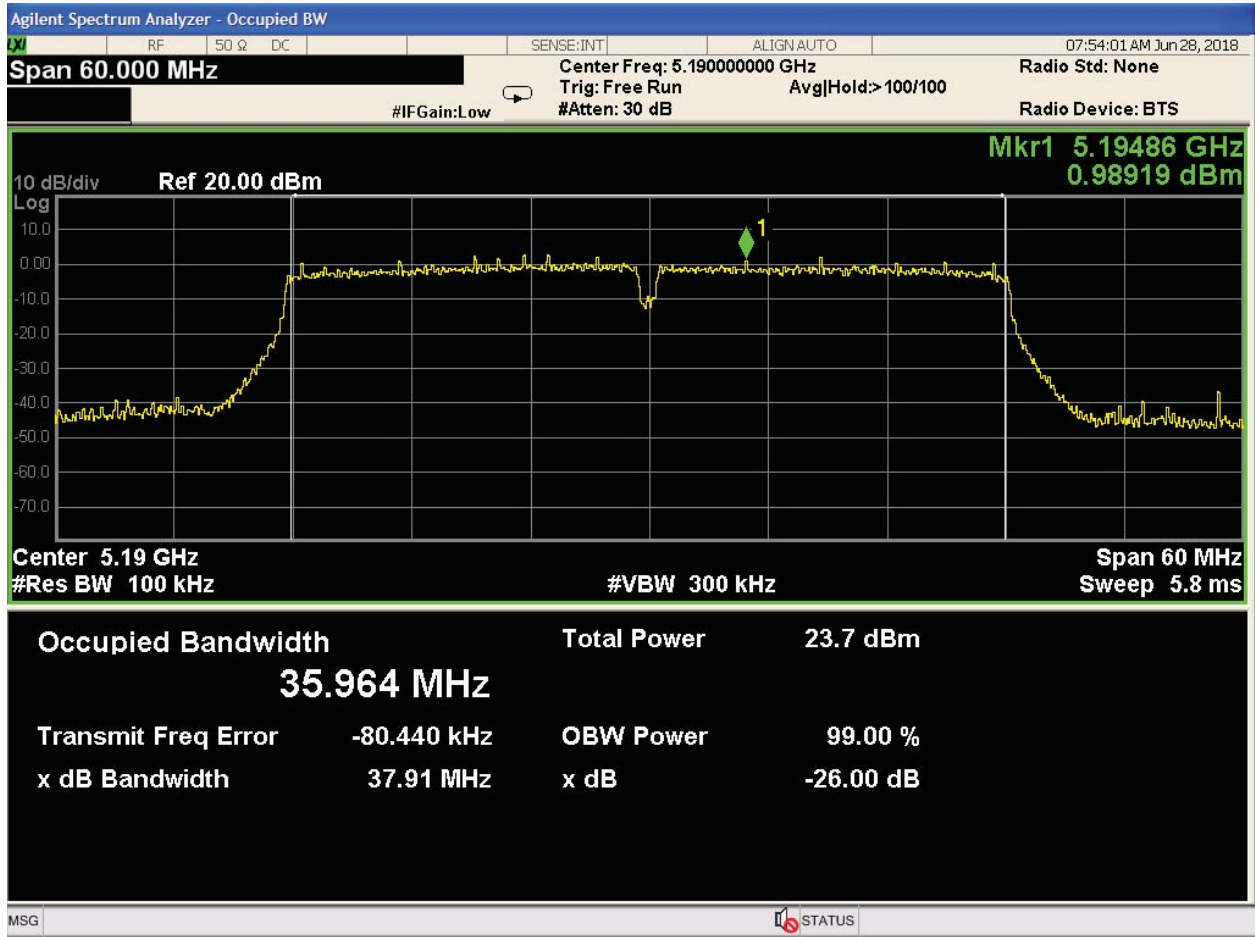
Bandwidth channel 36 VHT20



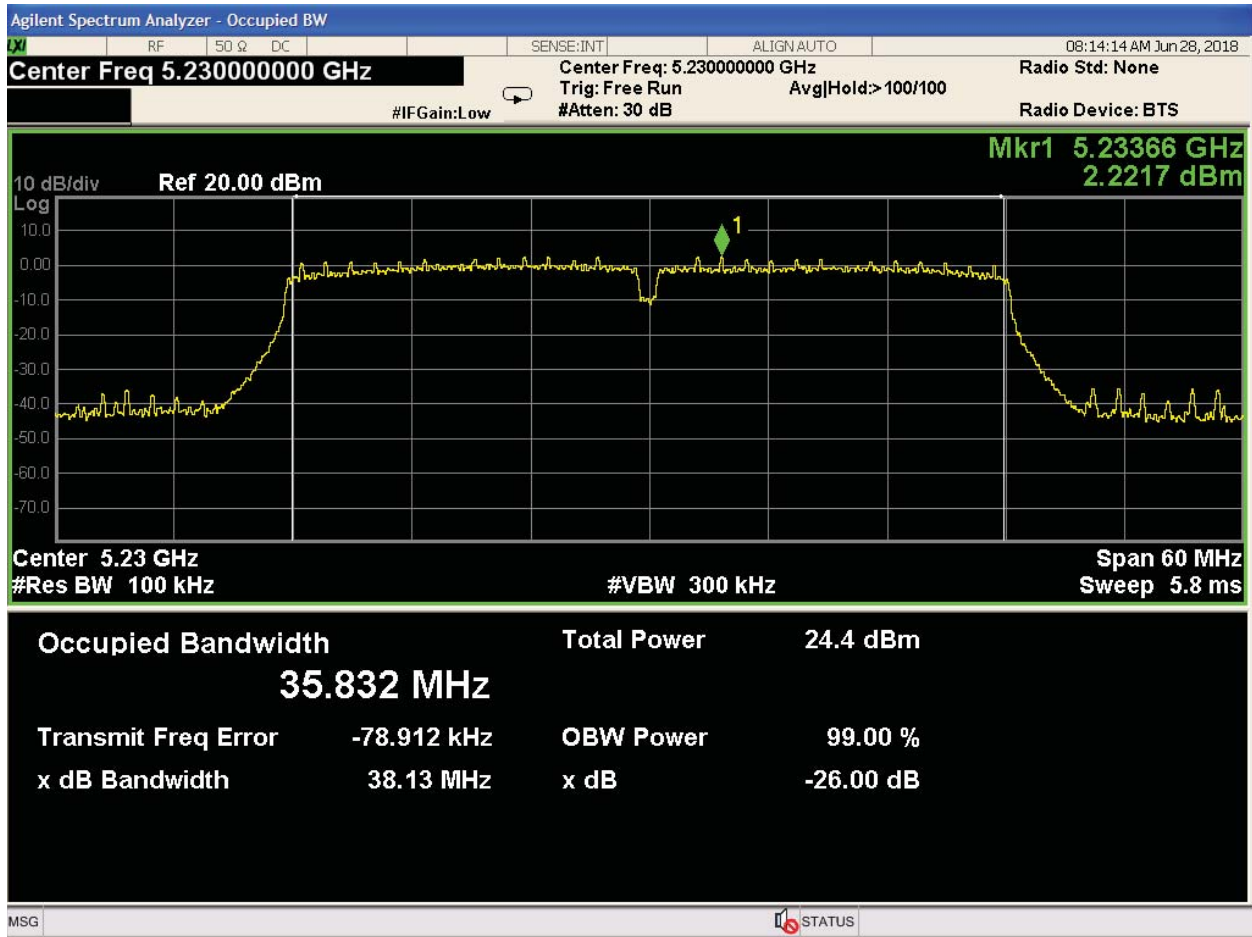
Bandwidth channel 44 VHT20



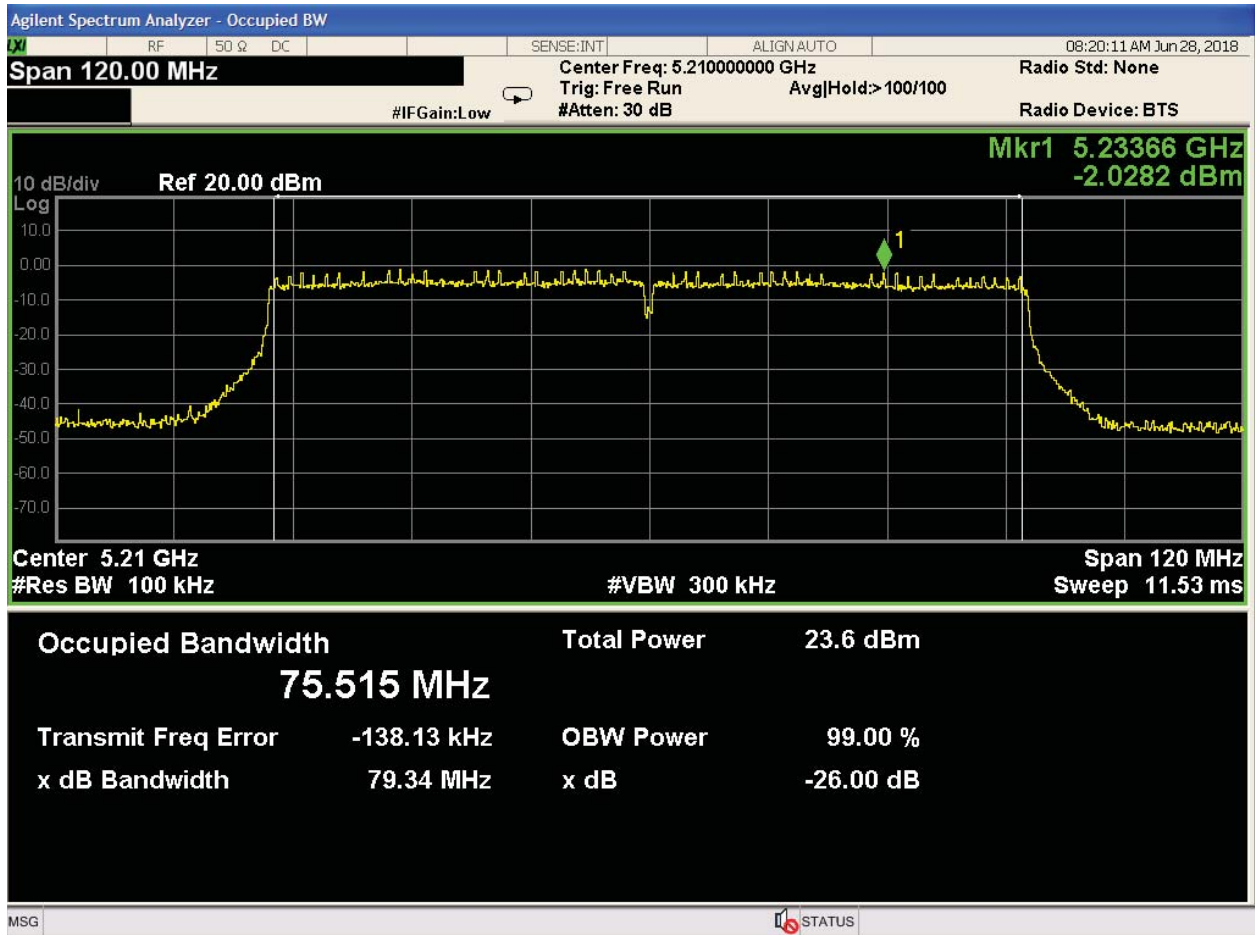
Bandwidth channel 48 VHT20



Bandwidth channel 38 VHT40

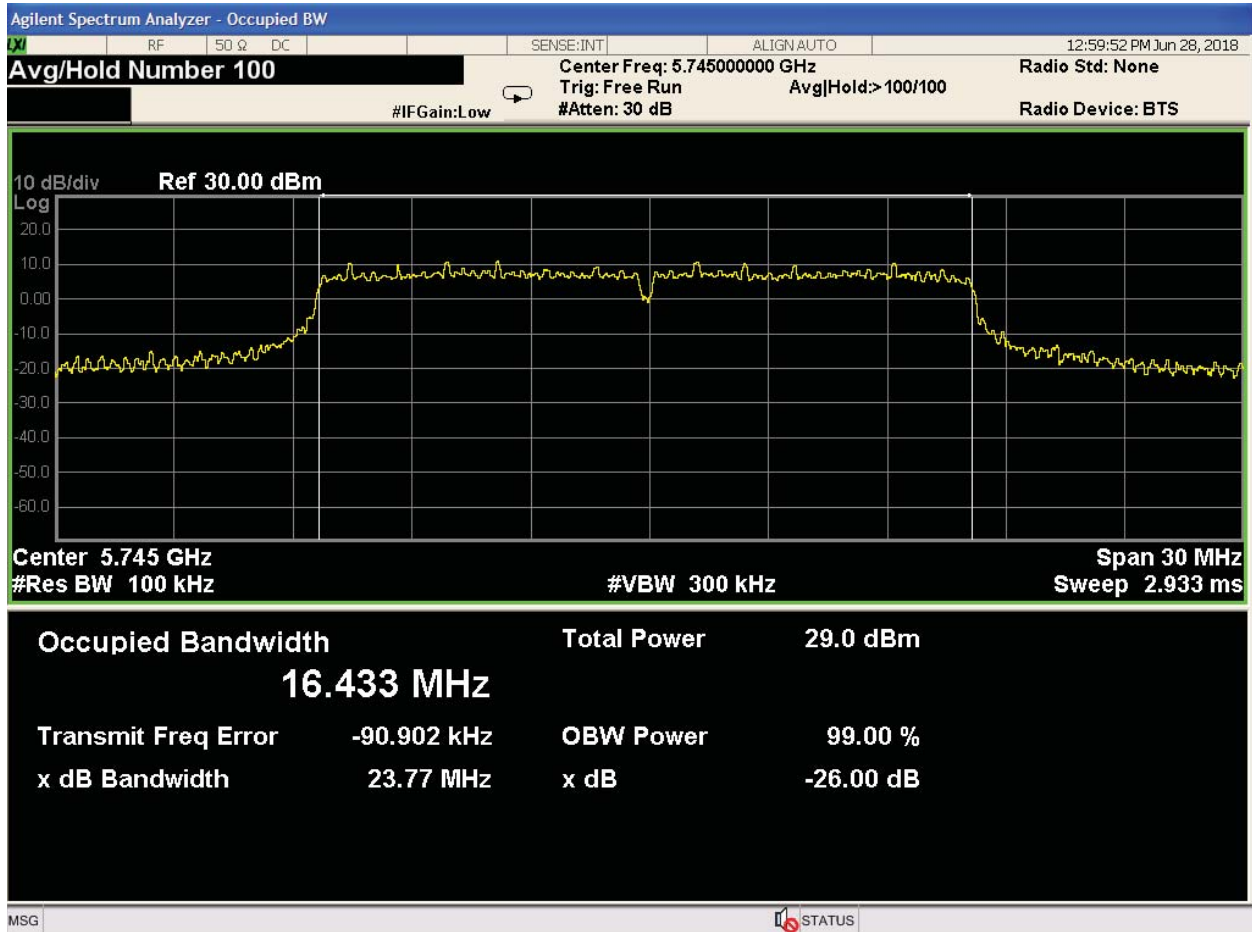


Bandwidth channel 46 VHT40

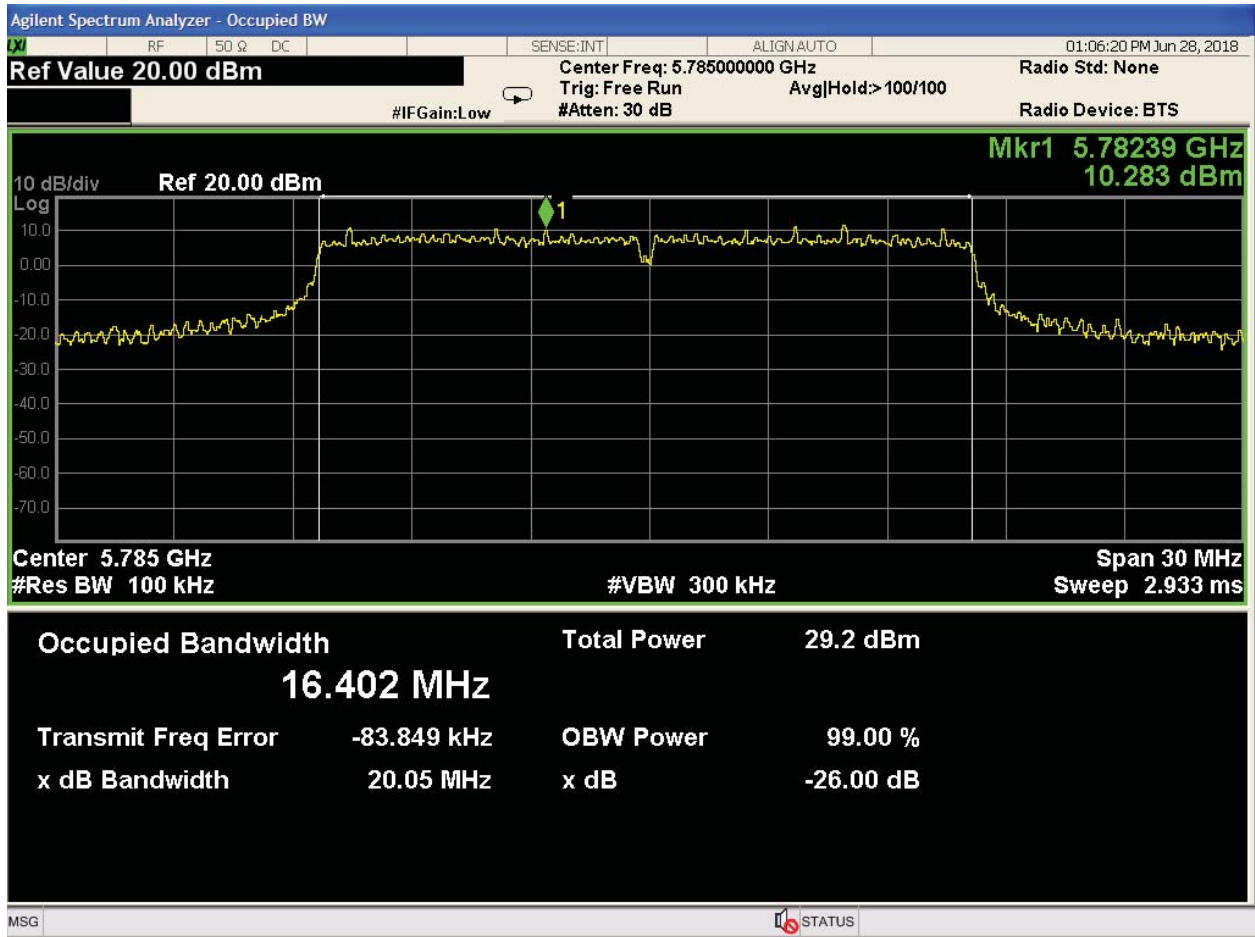


Bandwidth channel 42 VHT80 w/BF

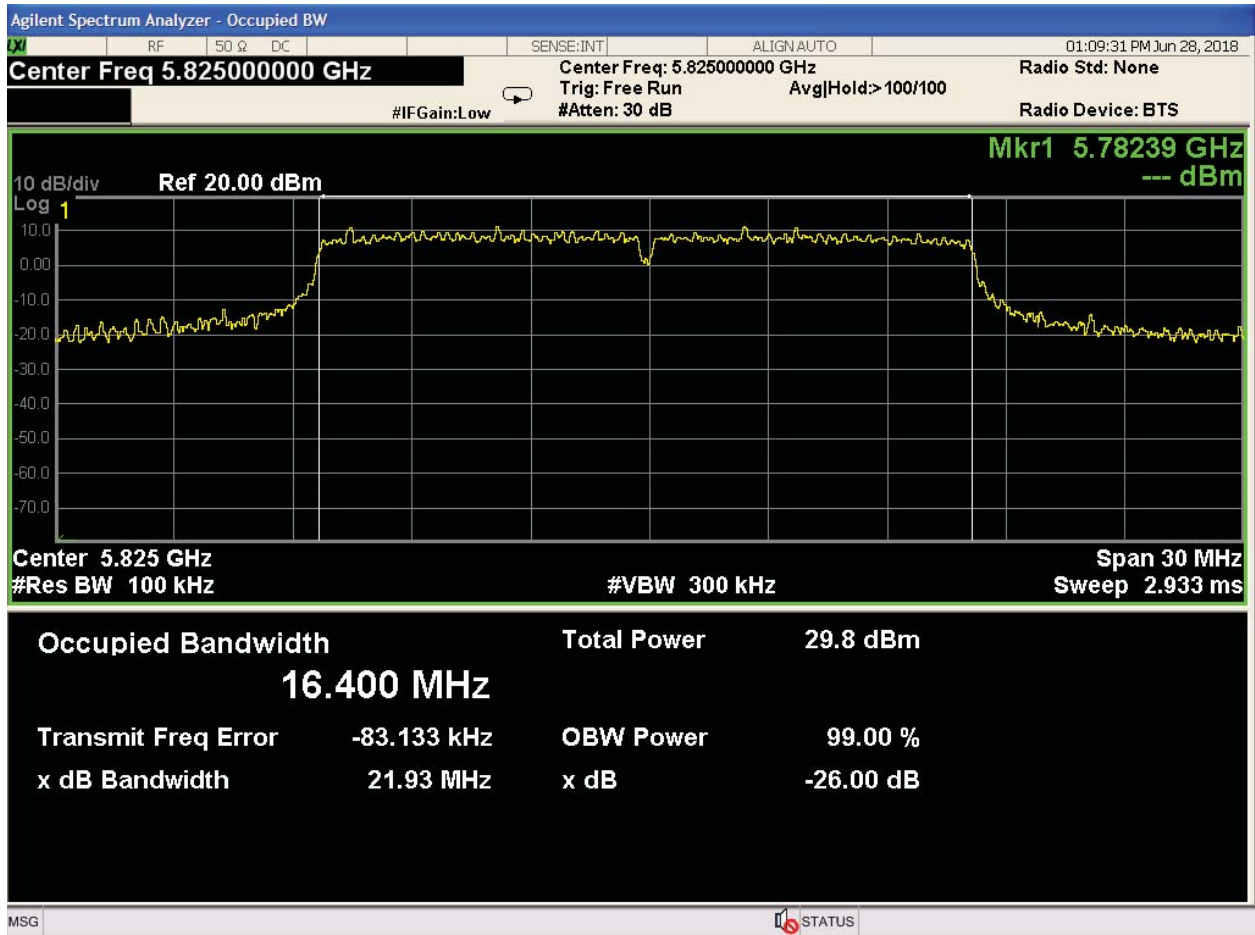
Occupied Bandwidth UNII-3



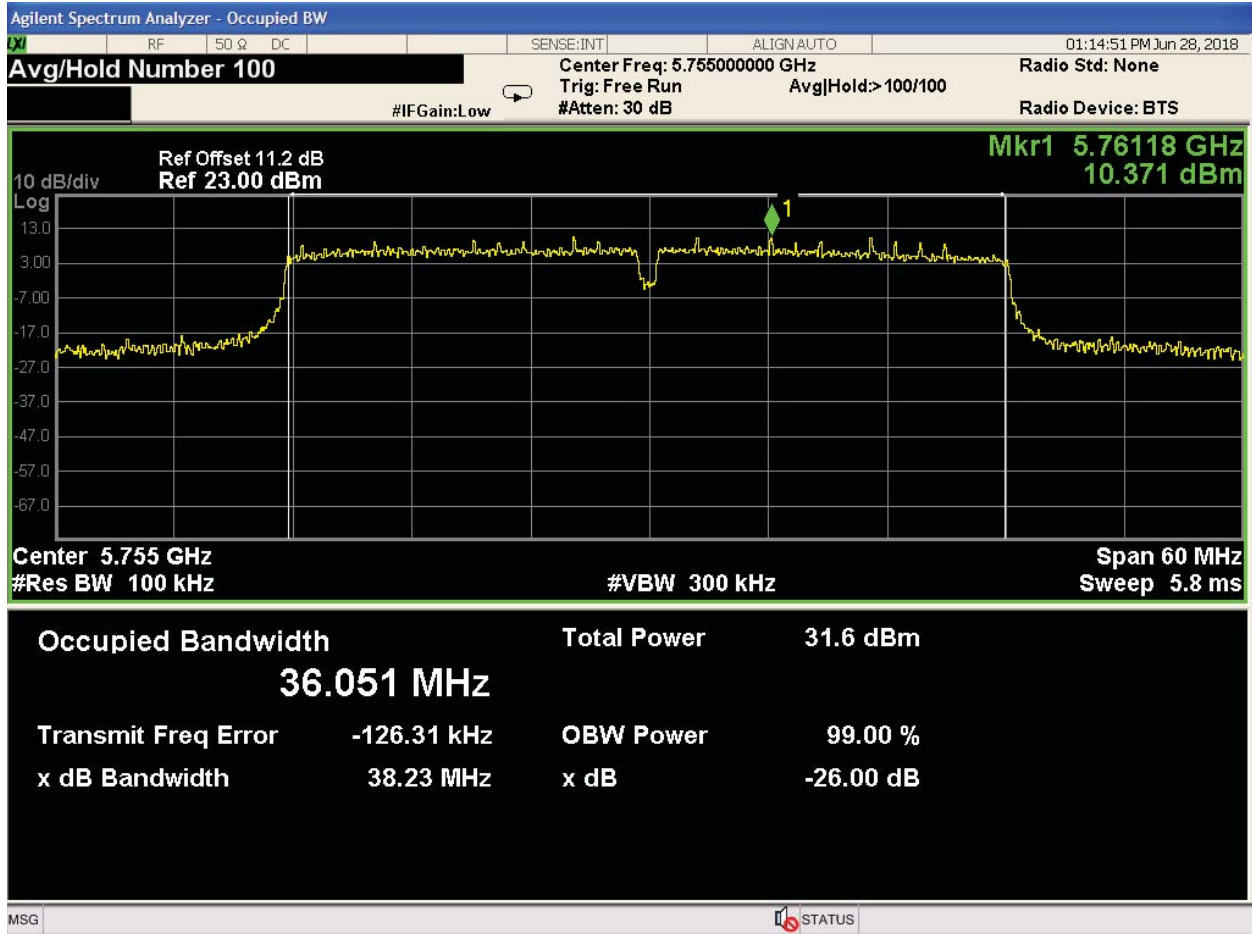
Bandwidth channel 149 nonHT



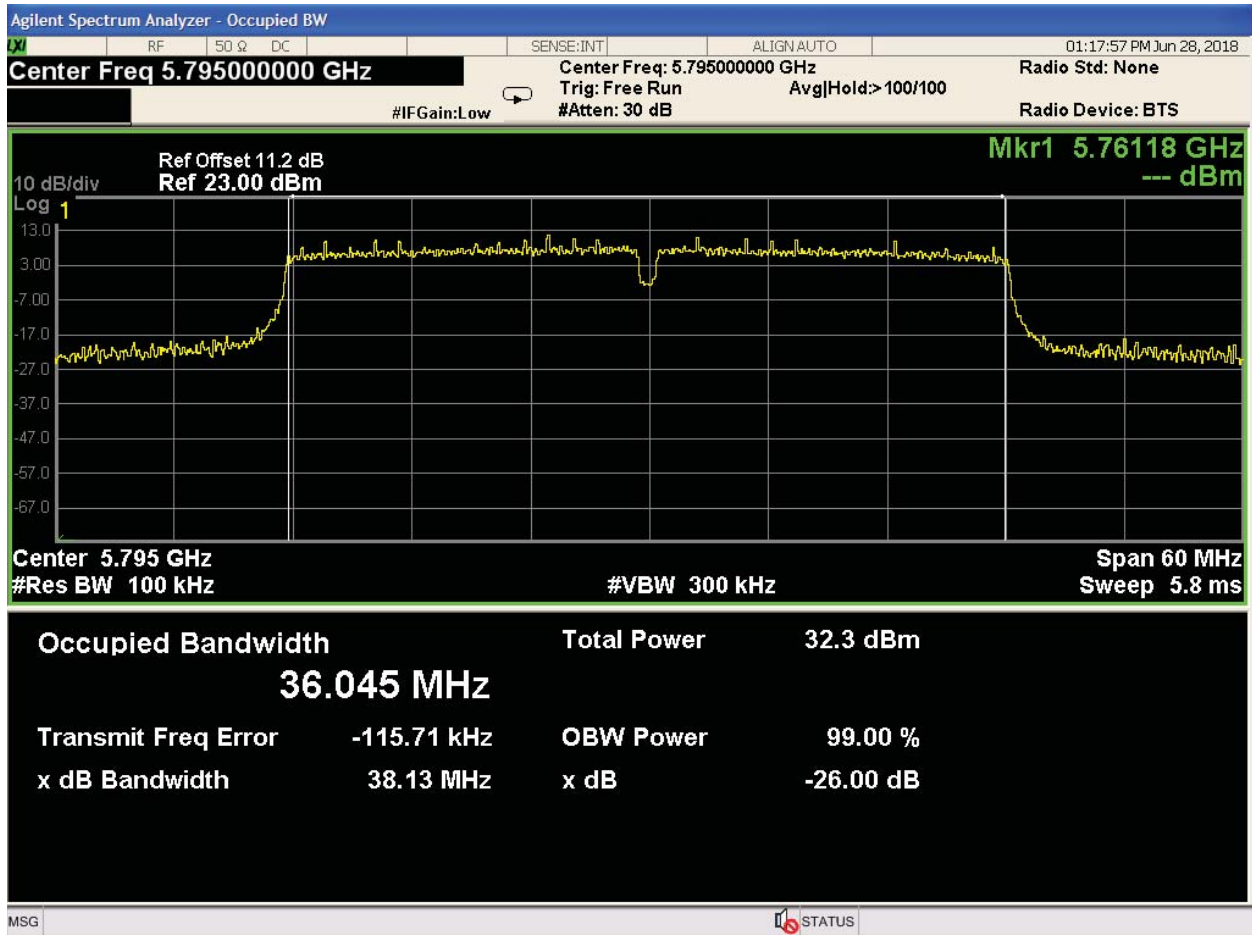
Bandwidth channel 157 nonHT



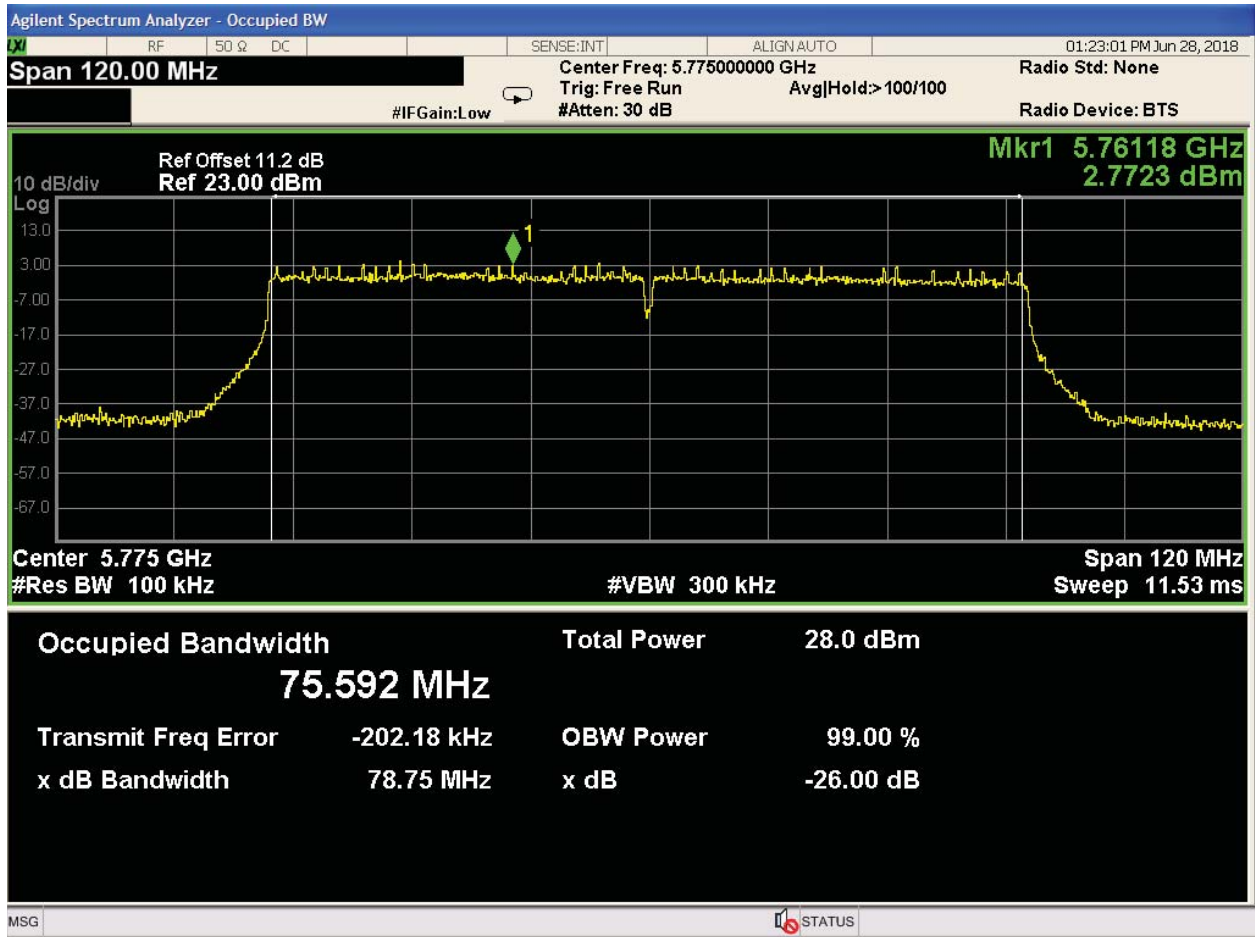
Bandwidth channel 165 nonHT



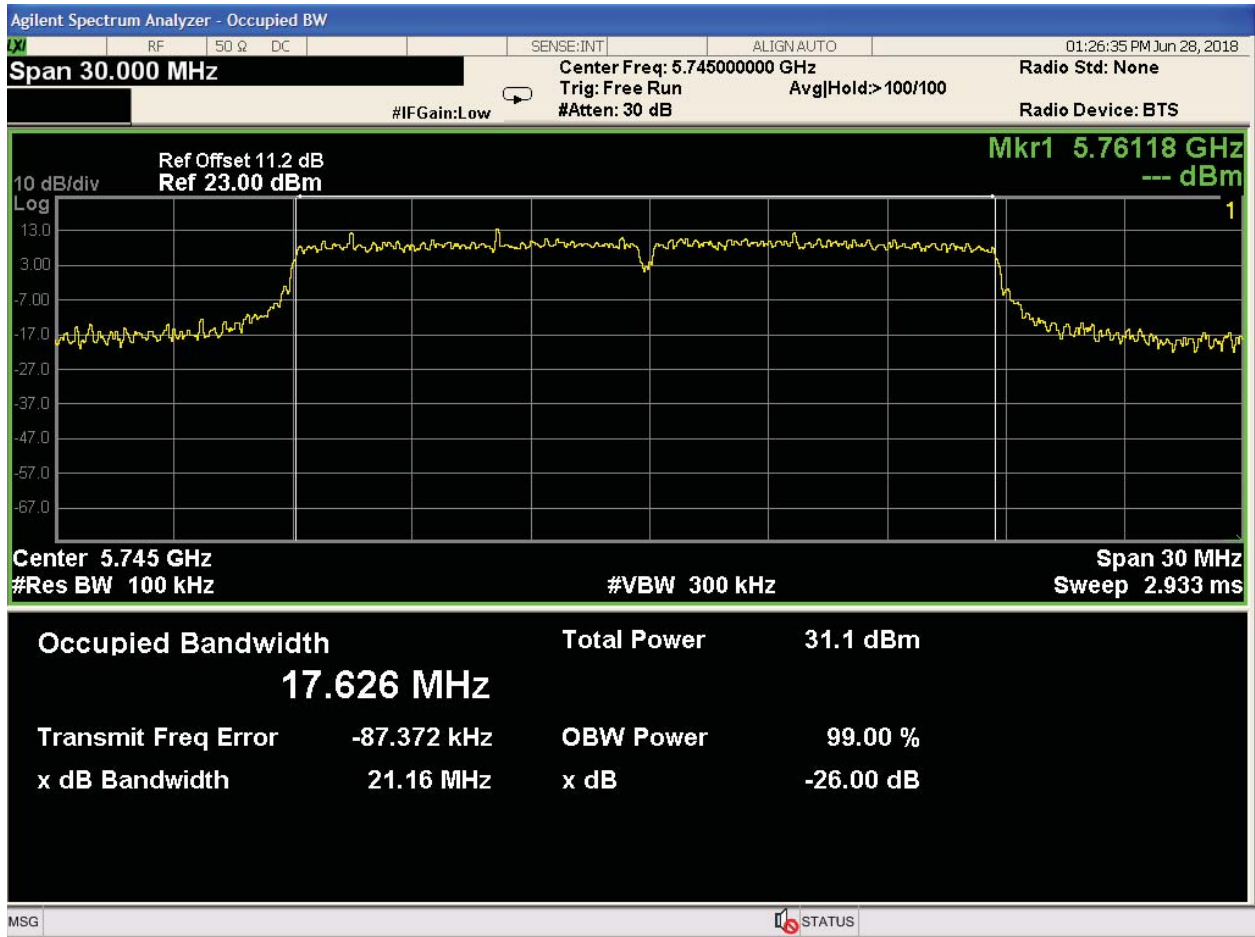
Bandwidth channel 151 HT40



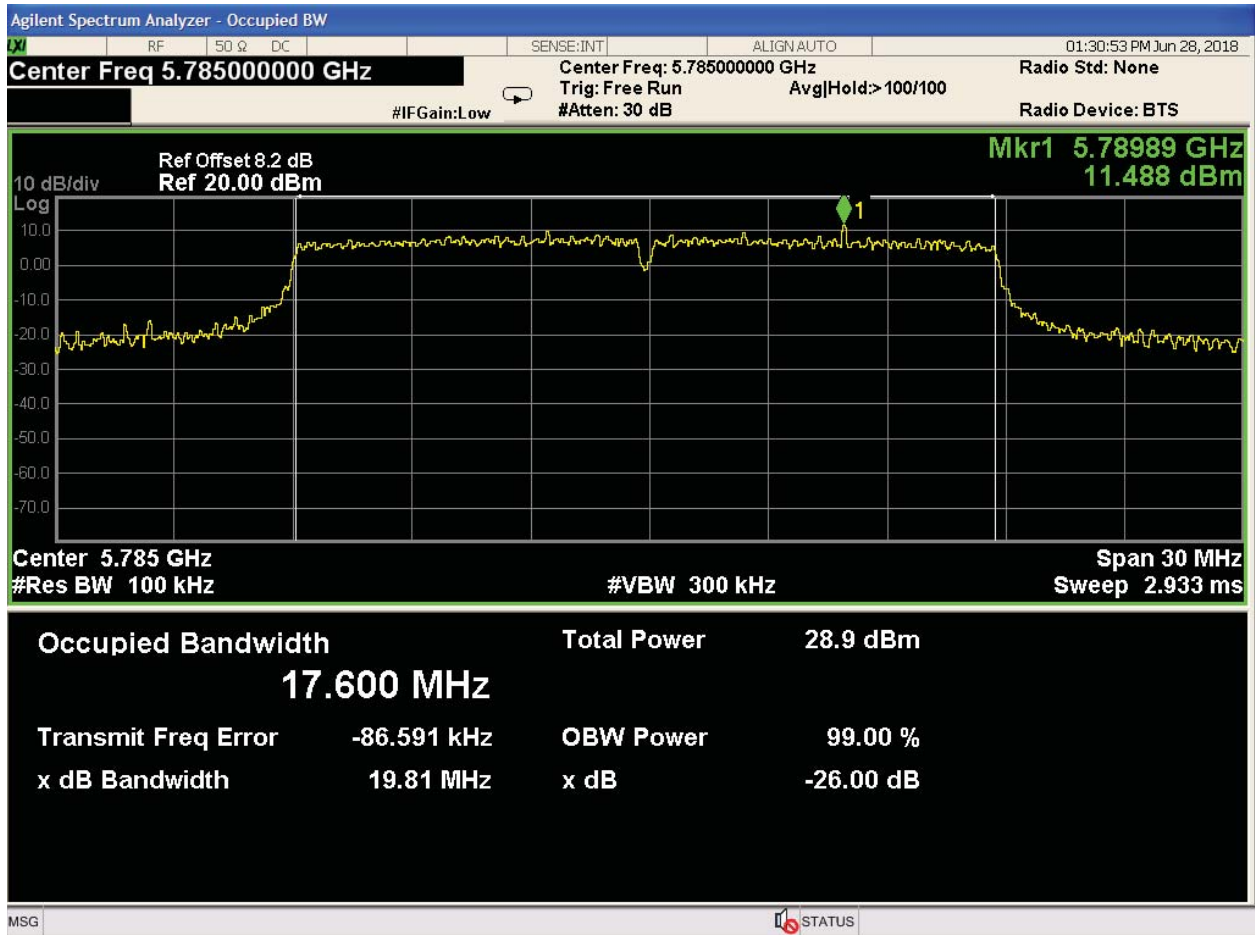
Bandwidth channel 159 HT40



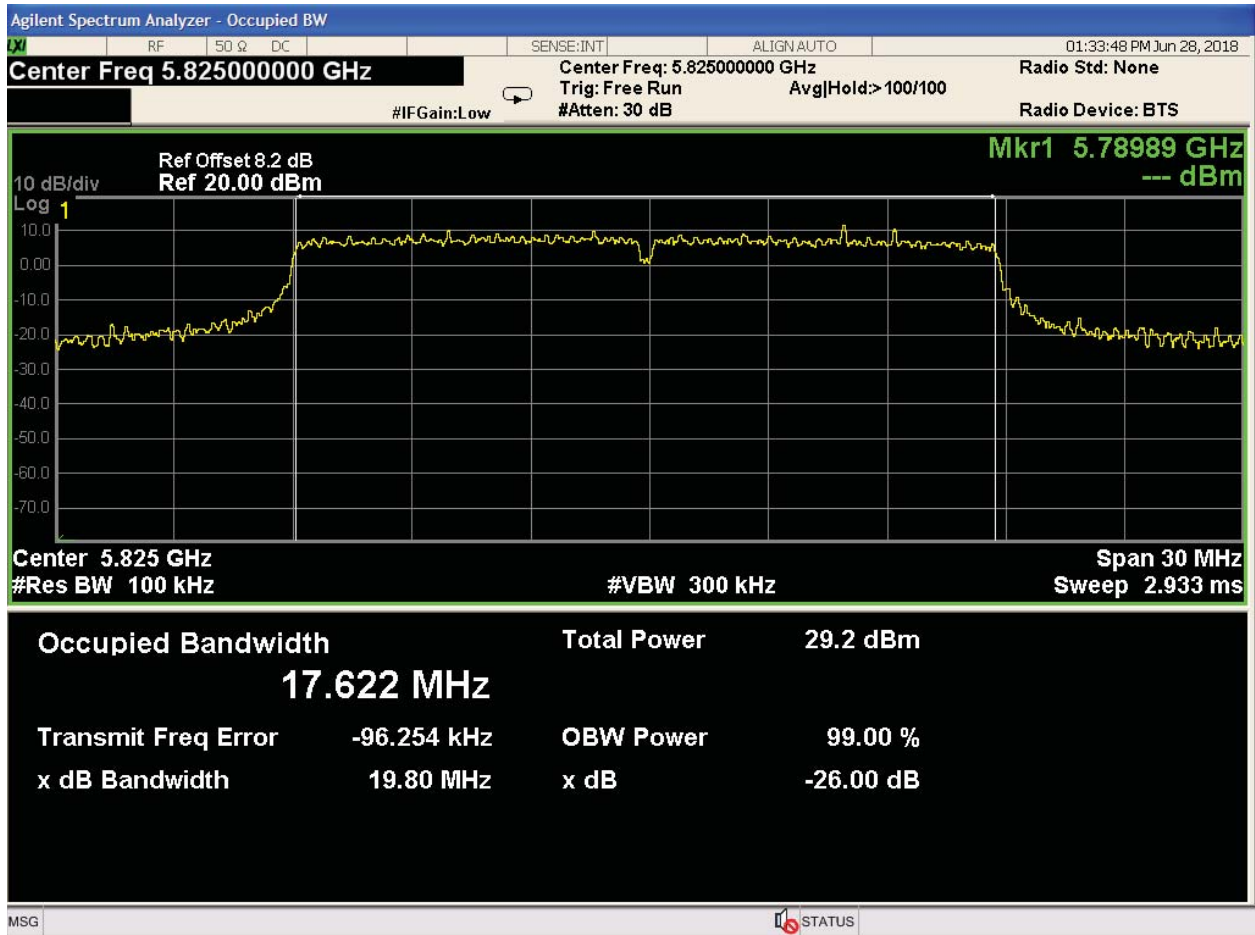
Bandwidth channel 155 VHT80



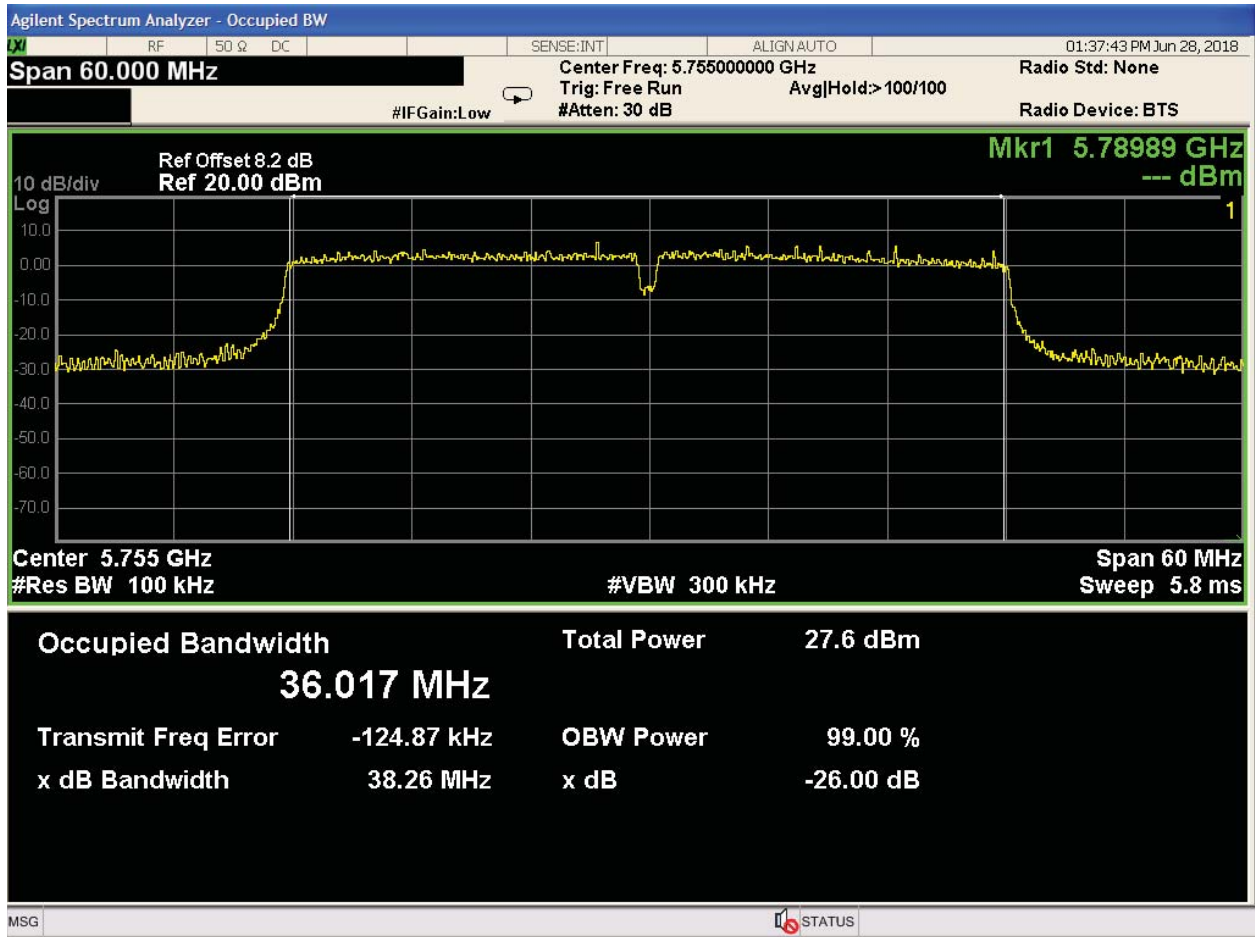
Bandwidth channel 149 VHT20



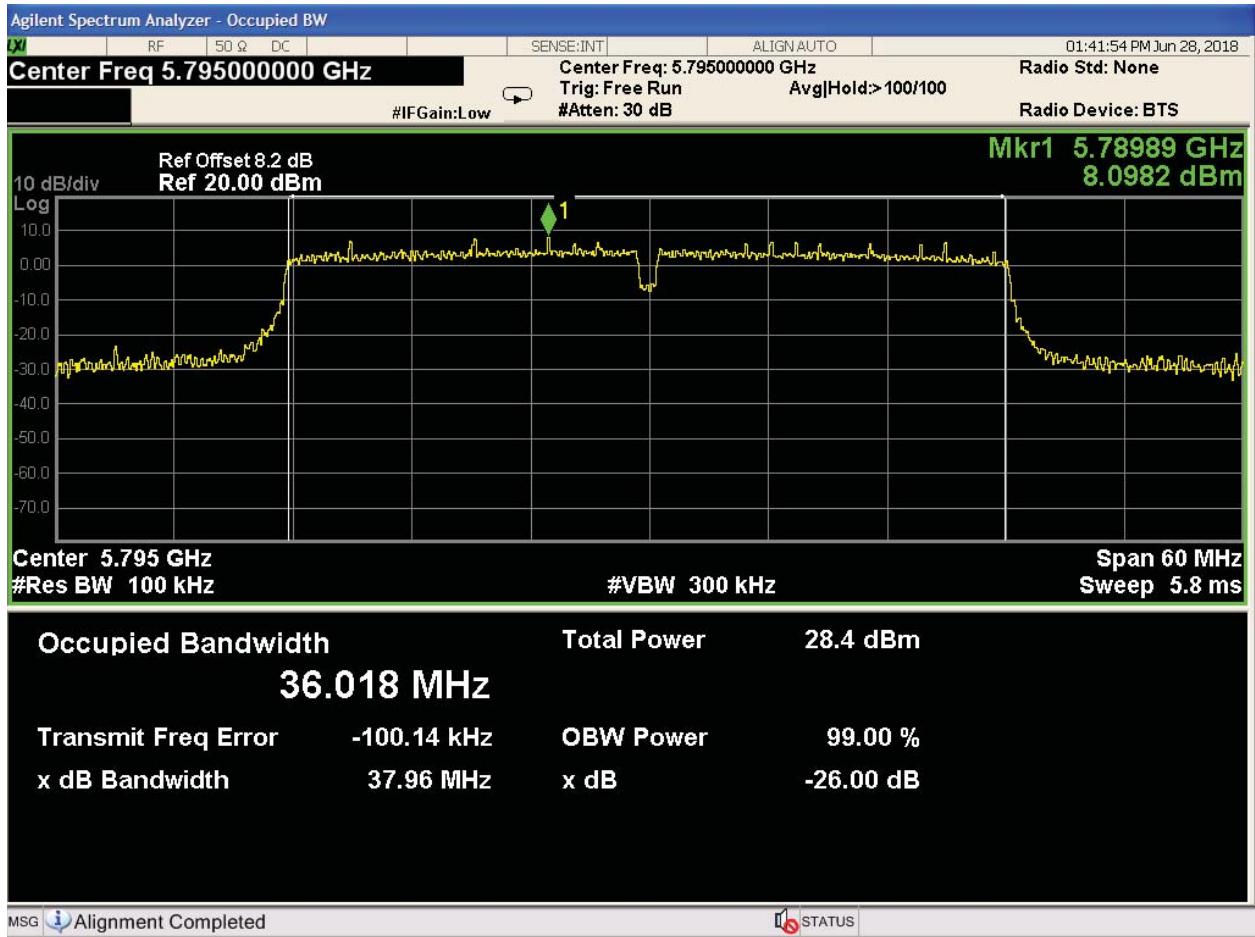
Bandwidth channel 157 VHT20



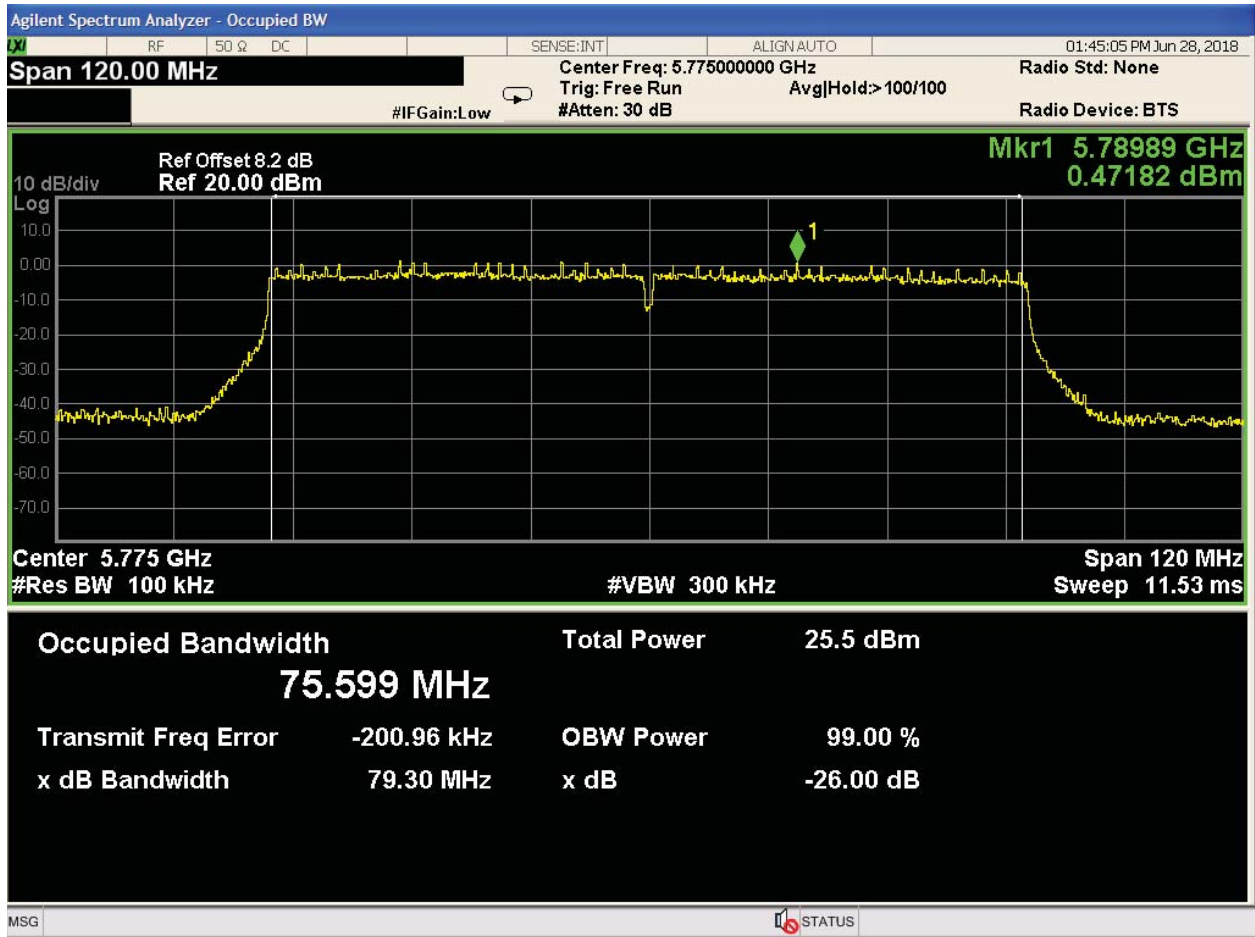
Bandwidth channel 165 VHT20



Bandwidth channel 151 VHT40



Bandwidth channel 159 VHT40



Bandwidth channel 155 VHT80 w/BF

6.5 Restricted Bands Radiated emissions in the UNII bands

Test Method

The ANSI C63.10-2013 Section 12.3.2.4 and 12.5 and RSS247. The preliminary investigation was performed at different data rate to determine the highest power output for each mode. A diag program called QRCT was used to set the AP in continuous Tx mode and also to set the channel, channel power and data rate. This test was conducted on 3 channels for each of the throughput modes. The analyzer was configured as follows.

Cable loss and duty cycle correction were entered as an offset

RBW= 120 kHz < 1 GHz < 1 MHz

VBW= 3 x RBW

Span= Per the band under test

SWT= auto

Detector = Per the measurement being made

Test Conditions: Conducted Measurement (SA), Normal Temperature	Date: 4/12-6/18 2018
Antenna Type:	
Duty cycle correction: see sect. 5	Data Rate: 6mbps, MCS0
Ambient Temp.: 23° C	Relative Humidity: 38 %RH

9KHz-30MHz

1/1

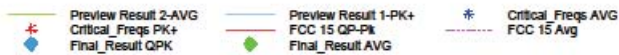
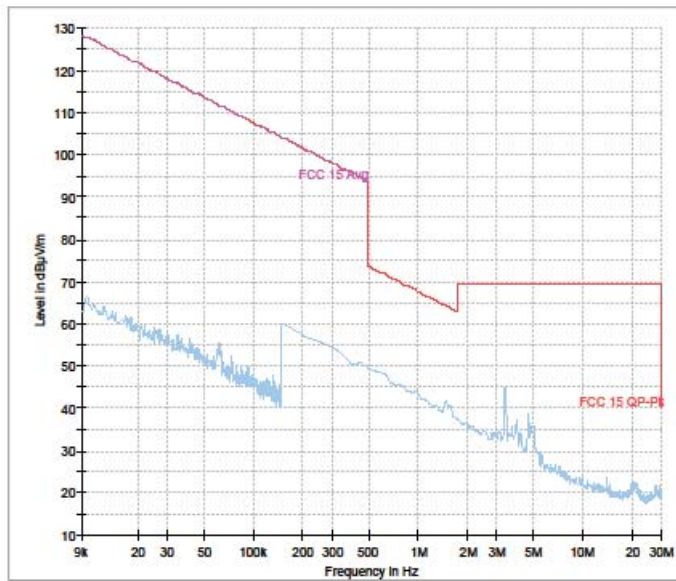
9KHz-30MHz_Ch_36_NoHT_2x2_(Tx-20.5dBm)_CDD

Final Result

Frequency (MHz)	Quasi Peak (dBµV/m)	Average (dBµV/m)	Limit (dBµV/m)	Margin (dB)	Meas. Time (ms)	Bandwidth (kHz)	Height (cm)	Pol	Azimuth (deg)	Corr. (dB)
-	-	-	-	-	-	-	-	-	-	-

(continuation of the "Final_Result" table from column 16 ...)

Frequency (MHz)	Comment
-	-



4/23/2018

10:54:39 PM

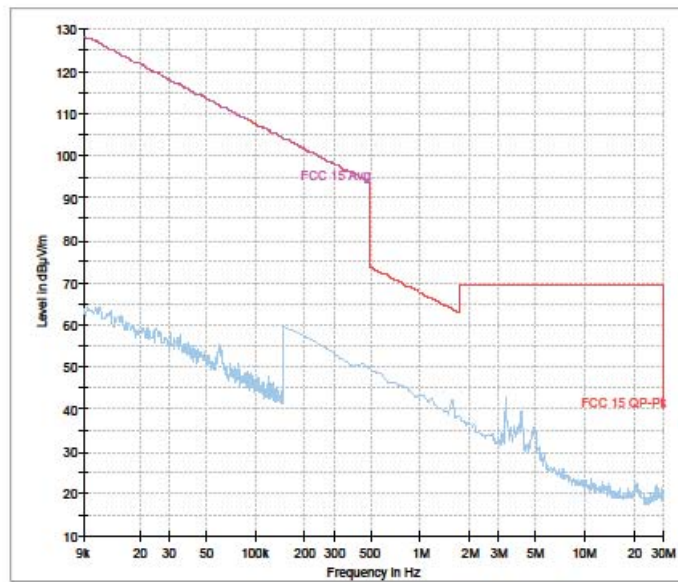
9KHz-30MHz_Ch_44_NoHT_2x2_(Tx-20.5dBm)_CDD

Final Result

Frequency (MHz)	Quasi Peak (dBμV/m)	Average (dBμV/m)	Limit (dBμV/m)	Margin (dB)	Meas. Time (ms)	Bandwidth (kHz)	Height (cm)	Poi	Azimuth (deg)	Corr. (dB)
—	—	—	—	—	—	—	—	—	—	—

(continuation of the "Final_Result" table from column 16...)

Frequency (MHz)	Comment
—	—



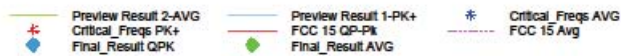
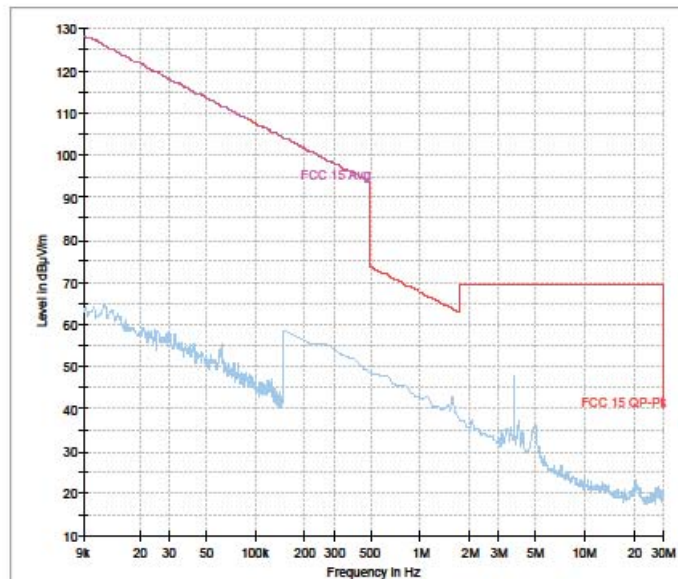
9KHz-30MHz_Ch_48_NoHT_2x2_(Tx-20.5dBm)_CDD

Final Result

Frequency (MHz)	Quasi Peak (dBuV/m)	Average (dBuV/m)	Limit (dBuV/m)	Margin (dB)	Meas. Time (ms)	Bandwidth (kHz)	Height (cm)	Pol	Azimuth (deg)	Corr. (dB)
---	---	---	---	---	---	---	---	---	---	---

(continuation of the "Final_Result" table from column 16 ...)

Frequency (MHz)	Comment
---	---



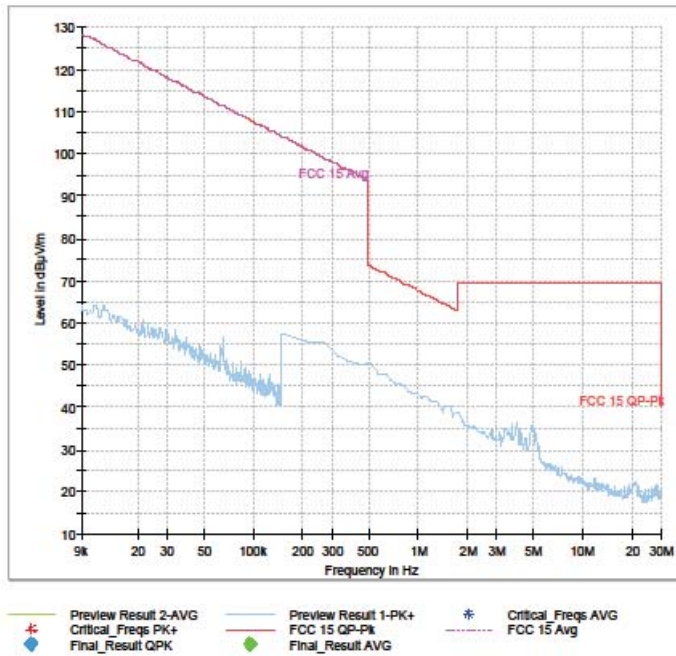
9KHz-30MHz_Ch_149_NoHT_2x2_(Tx-25dBm)_CDD

Final Result

Frequency (MHz)	Quasi Peak (dBμV/m)	Average (dBμV/m)	Limit (dBμV/m)	Margin (dB)	Meas. Time (ms)	Bandwidth (kHz)	Height (cm)	Poi	Azimuth (deg)	Corr. (dB)
—	—	—	—	—	—	—	—	—	—	—

(continuation of the "Final_Result" table from column 16 ...)

Frequency (MHz)	Comment
—	—



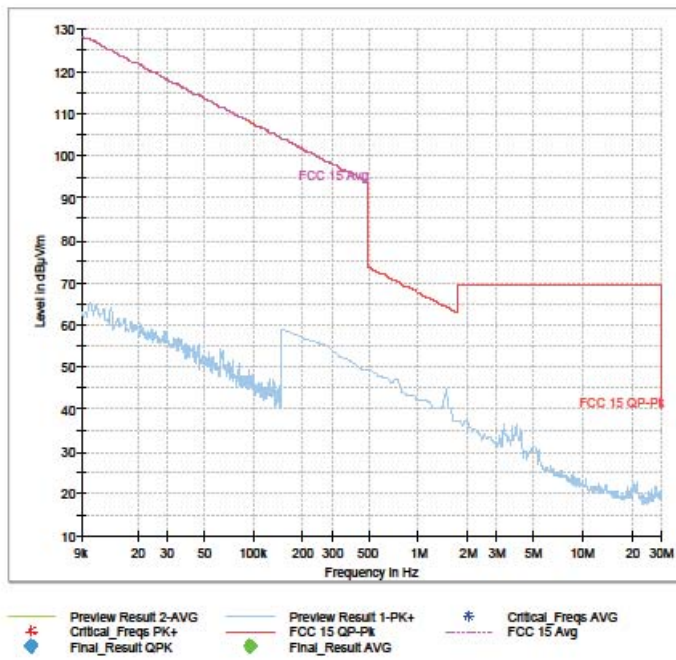
9KHz-30MHz_Ch_157_NoHT_2x2_(Tx-25dBm)_CDD

Final Result

Frequency (MHz)	Quasi Peak (dBµV/m)	Average (dBµV/m)	Limit (dBµV/m)	Margin (dB)	Meas. Time (ms)	Bandwidth (kHz)	Height (cm)	Pol	Azimuth (deg)	Corr. (dB)
—	—	—	—	—	—	—	—	—	—	—

(continuation of the "Final_Result" table from column 16 ...)

Frequency (MHz)	Comment
—	—



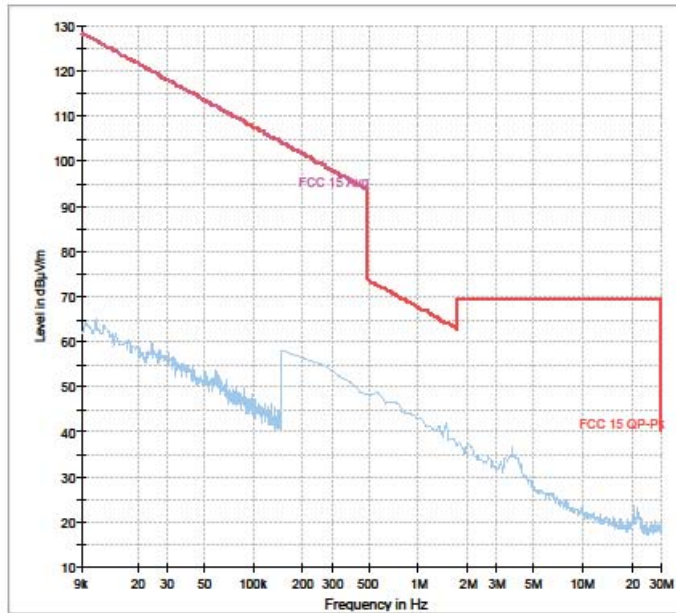
9KHz-30MHz_Ch_36_VHT20_2x2_(Tx-18dBm)_BF

Final Result

Frequency (MHz)	Quasi Peak (dBµV/m)	Average (dBµV/m)	Limit (dBµV/m)	Margin (dB)	Meas. Time (ms)	Bandwidth (kHz)	Height (cm)	Pol	Azimuth (deg)	Corr. (dB)
--	--	--	--	--	--	--	--	--	--	--

(continuation of the "Final_Result" table from column 16 ...)

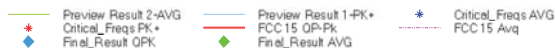
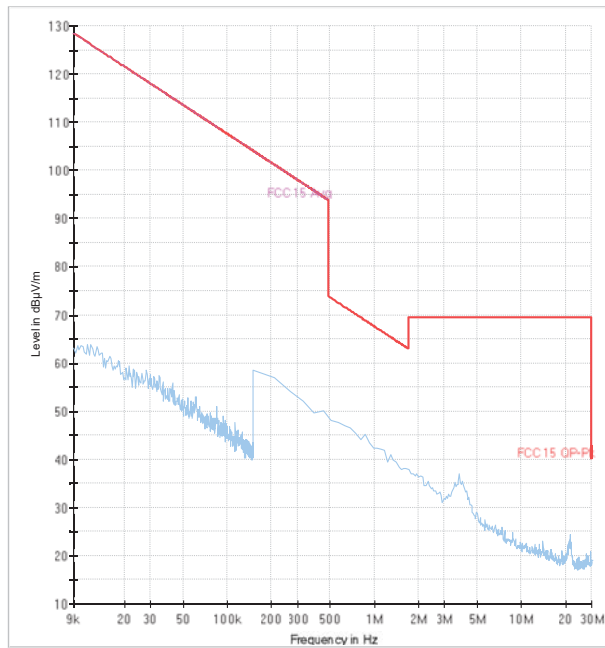
Frequency (MHz)	Comment
--	--



9KHz-30MHz_Ch_36_VHT40_2x2_(Tx-17dBm)_BF

Final_Result

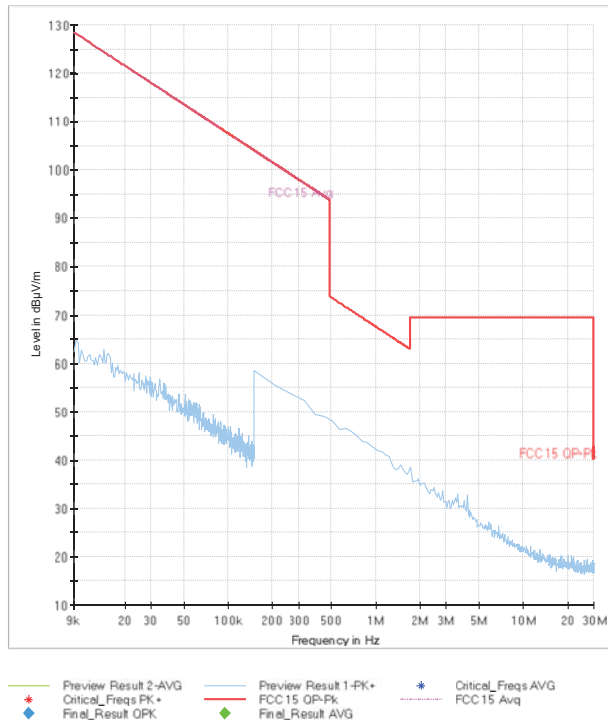
Frequency (MHz)	Quasi Peak (dBμV)	Average (dBμV)	Limit (dBμV/m)	Margin (dB)	Meas. Time (ms)	Bandwidth (kHz)	Height (cm)	Pol	Azimuth (deg)	Corr. (dB)



9KHz-30MHz_Ch_42_VHT80_2x2_(Tx-17dBm)_BF

Final_Result

Frequency (MHz)	Quasi Peak (dBμV (μs))	Average (dBμV (μs))	Limit (dBμV /m)	Margin (dB)	Meas. Time (ms)	Bandwidth (kHz)	Height (cm)	Pol	Azimuth (deg)	Corr. (dB)



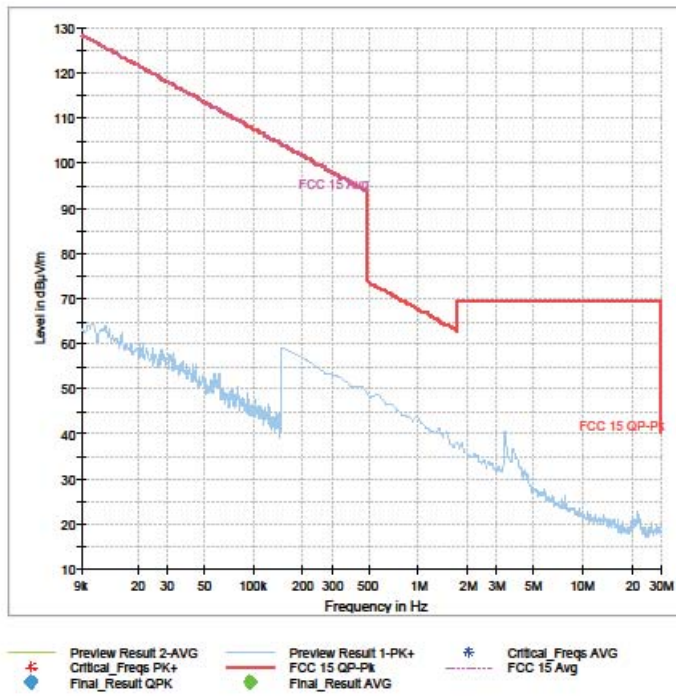
9KHz-30MHz_Ch_44_VHT20_2x2_(Tx-18dBm)_BF

Final Result

Frequency (MHz)	Quasi Peak (dBµV/m)	Average (dBµV/m)	Limit (dBµV/m)	Margin (dB)	Meas. Time (ms)	Bandwidth (kHz)	Height (cm)	Pol	Azimuth (deg)	Corr. (dB)
--	--	--	--	--	--	--	--	--	--	--

(continuation of the "Final Result" table from column 16 ...)

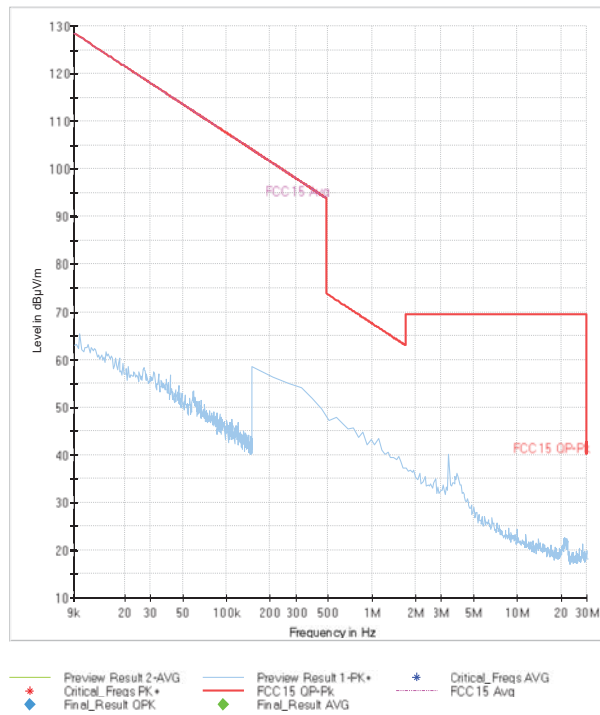
Frequency (MHz)	Comment
--	--



9KHz-30MHz_Ch_38_VHT40_2x2_(Tx-17dBm)_BF

Final_Result

Frequency (MHz)	Quasi Peak (dBμV (μV))	Average (dBμV (μV))	Limit (dBμV /m)	Margin (dB)	Meas. Time (ms)	Bandwidth (kHz)	Height (cm)	Pol	Azimuth (deg)	Corr. (dB)



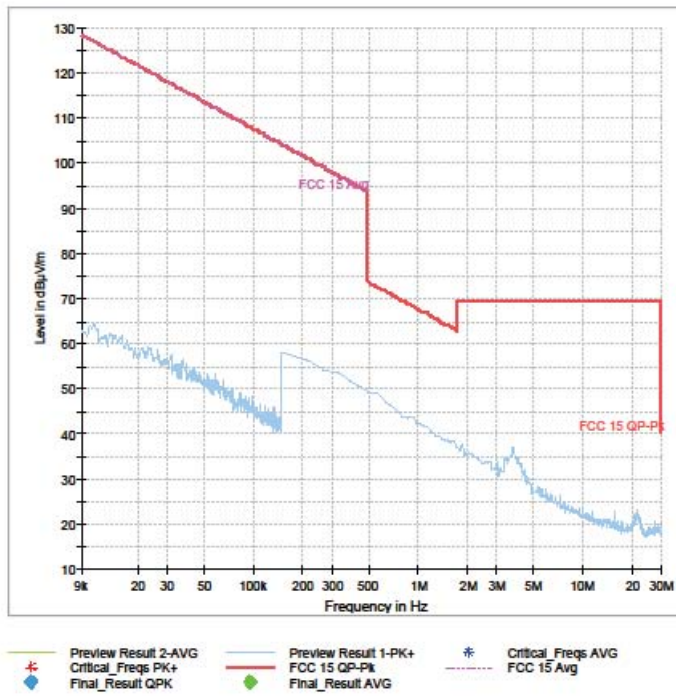
9KHz-30MHz_Ch_48_VHT20_2x2_(Tx-18dBm)_BF

Final Result

Frequency (MHz)	Quasi Peak (dBµV/m)	Average (dBµV/m)	Limit (dBµV/m)	Margin (dB)	Meas. Time (ms)	Bandwidth (kHz)	Height (cm)	Pol	Azimuth (deg)	Corr. (dB)
--	--	--	--	--	--	--	--	--	--	--

(continuation of the "Final Result" table from column 16...)

Frequency (MHz)	Comment
--	--



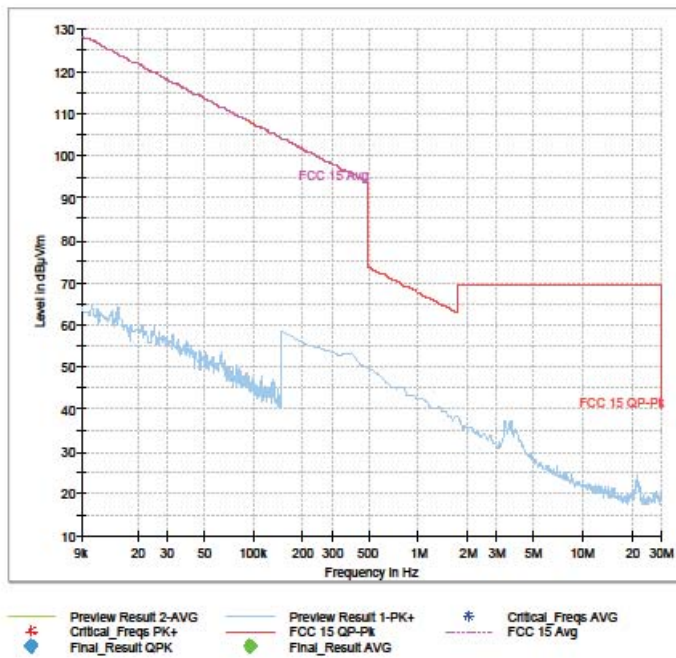
9KHz-30MHz_Ch_149_VHT20_2x2_(Tx-25dBm)_BF

Final Result

Frequency (MHz)	Quasi Peak (dBµV/m)	Average (dBµV/m)	Limit (dBµV/m)	Margin (dB)	Meas. Time (ms)	Bandwidth (kHz)	Height (cm)	Pol	Azimuth (deg)	Corr. (dB)
—	—	—	—	—	—	—	—	—	—	—

(continuation of the "Final_Result" table from column 16 ...)

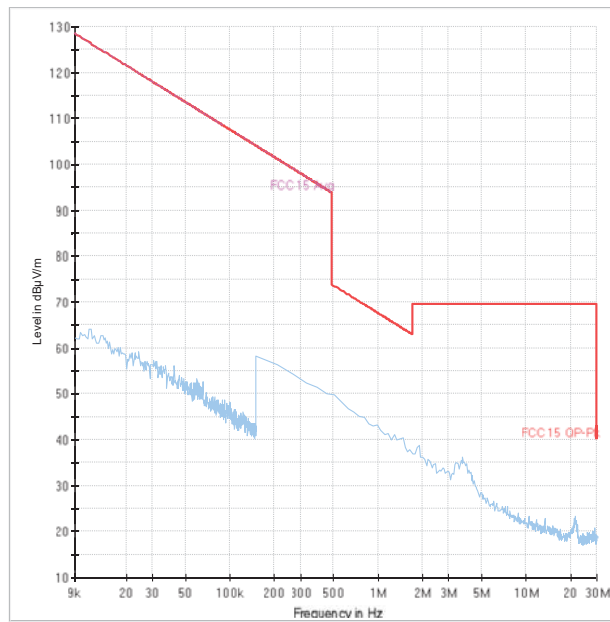
Frequency (MHz)	Comment
—	—



9KHz-30MHz_Ch_38_VHT40_2x2_(Tx-24dBm)_BF

Final_Result

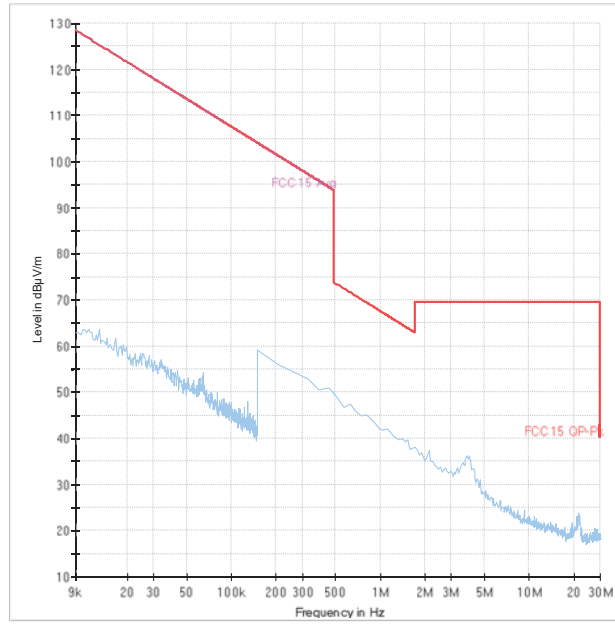
Frequency (MHz)	Quasi Peak (dBμV)	Average (dBμV)	Limit (dBμV/m)	Margin (dB)	Meas. Time (ms)	Bandwidth (kHz)	Height (cm)	Pol	Azimuth (deg)	Corr. (dB)



9KHz-30MHz_Ch_155_VHT80_2x2_(Tx-24dBm)_BF

Final_Result

Frequency (MHz)	Quasi Peak (dB μ V)	Average (dB μ V)	Limit (dB μ V/m)	Margin (dB)	Meas. Time (ms)	Bandwidth (kHz)	Height (cm)	Pol	Azimuth (deg)	Corr. (dB)



- Preview Result 2-AVG
- Critical_Freqs PK *
- Final_Result OPK
- Preview Result 1-PK *
- FCC 15 OP-Pk
- Final_Result AVG
- Critical_Freqs AVG
- FCC 15 Avg

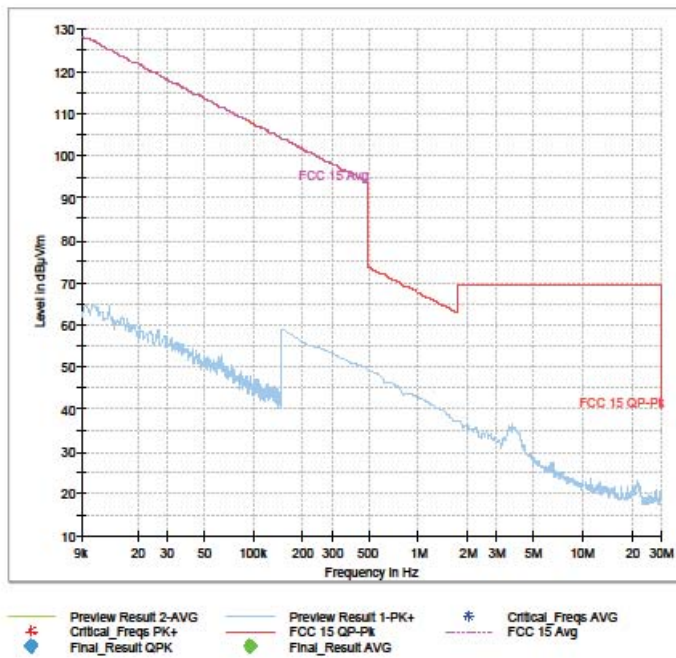
9KHz-30MHz_Ch_157_VHT20_2x2_(Tx-25dBm)_BF

Final Result

Frequency (MHz)	Quasi Peak (dBµV/m)	Average (dBµV/m)	Limit (dBµV/m)	Margin (dB)	Meas. Time (ms)	Bandwidth (kHz)	Height (cm)	Pol	Azimuth (deg)	Corr. (dB)
—	—	—	—	—	—	—	—	—	—	—

(continuation of the "Final_Result" table from column 16 ...)

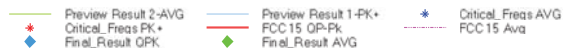
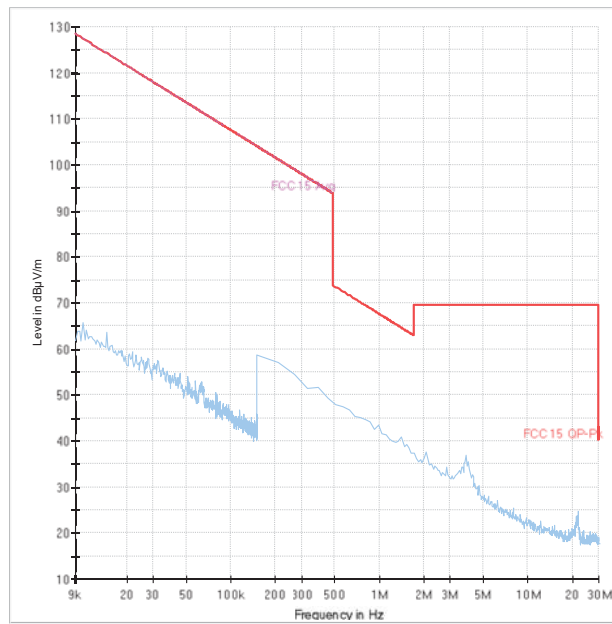
Frequency (MHz)	Comment
—	—



9KHz-30MHz_Ch_159_VHT40_2x2_(Tx-24dBm)_BF

Final_Result

Frequency (MHz)	Quasi Peak (dBμV (μV))	Average (dBμV (μV))	Limit (dBμV /m)	Margin (dB)	Meas. Time (ms)	Bandwidth (kHz)	Height (cm)	Pol	Azimuth (deg)	Corr. (dB)



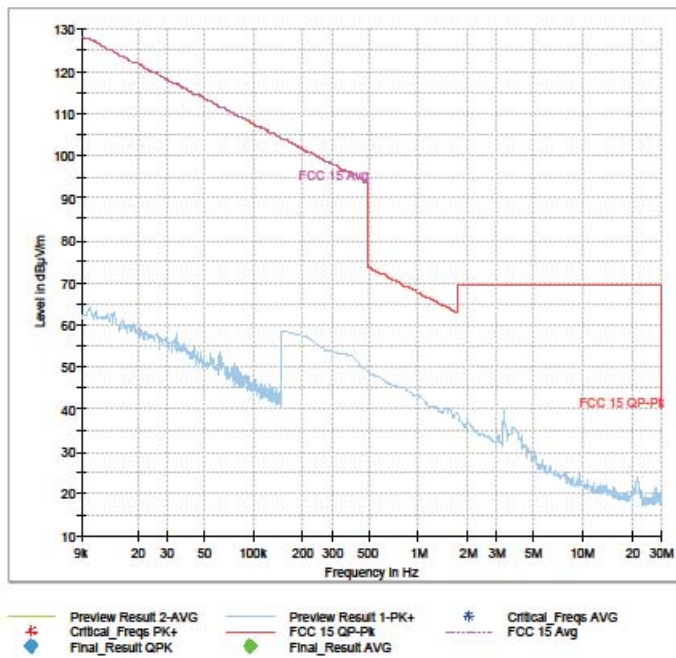
9KHz-30MHz_Ch_165_VHT20_2x2_(Tx-25dBm)_BF

Final Result

Frequency (MHz)	Quasi Peak (dBµV/m)	Average (dBµV/m)	Limit (dBµV/m)	Margin (dB)	Meas. Time (ms)	Bandwidth (kHz)	Height (cm)	Pol	Azimuth (deg)	Corr. (dB)
—	—	—	—	—	—	—	—	—	—	—

(continuation of the "Final_Result" table from column 16 ...)

Frequency (MHz)	Comment
—	—



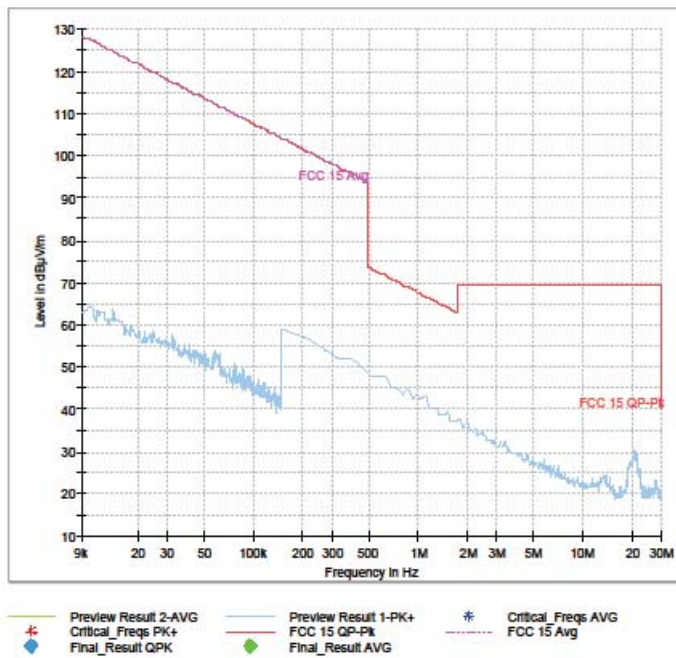
9KHz-30MHz_Ch_38_HT40_2x2_(Tx-17dBm)_CDD

Final Result

Frequency (MHz)	Quasi Peak (dBµV/m)	Average (dBµV/m)	Limit (dBµV/m)	Margin (dB)	Meas. Time (ms)	Bandwidth (kHz)	Height (cm)	Pol	Azimuth (deg)	Corr. (dB)
—	—	—	—	—	—	—	—	—	—	—

(continuation of the "Final_Result" table from column 16 ...)

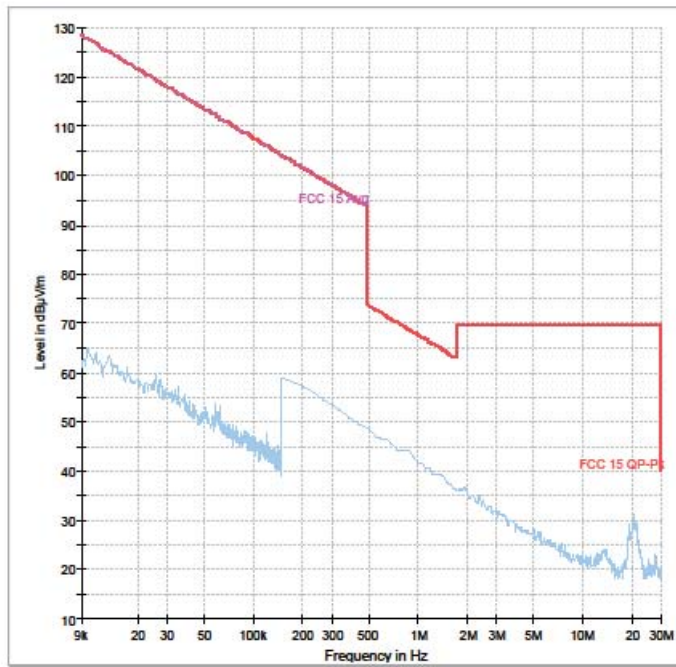
Frequency (MHz)	Comment
—	—



9KHz-30MHz_Ch_42_VHT80_2x2_(Tx-16.5dBm)_CDD

Final Result

Frequency (MHz)	Quasi Peak (dBµV/m)	Average (dBµV/m)	Limit (dBµV/m)	Margin (dB)	Meas. Time (ms)	Bandwidth (kHz)	Height (cm)	Pol	Azimuth (deg)	Corr. (dB)
-	-	-	-	-	-	-	-	-	-	-



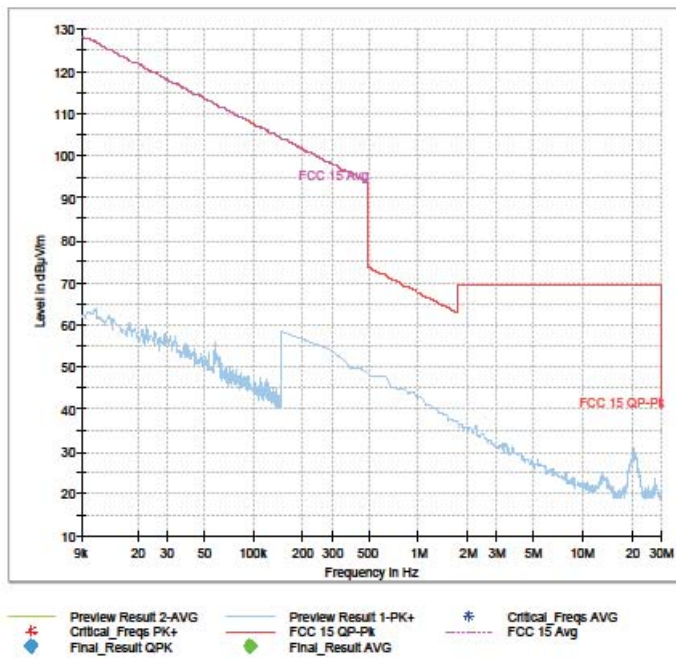
9KHz-30MHz_Ch_46_HT40_2x2_(Tx-17dBm)_CDD

Final Result

Frequency (MHz)	Quasi Peak (dBµV/m)	Average (dBµV/m)	Limit (dBµV/m)	Margin (dB)	Meas. Time (ms)	Bandwidth (kHz)	Height (cm)	Pol	Azimuth (deg)	Corr. (dB)
—	—	—	—	—	—	—	—	—	—	—

(continuation of the "Final_Result" table from column 16 ...)

Frequency (MHz)	Comment
—	—



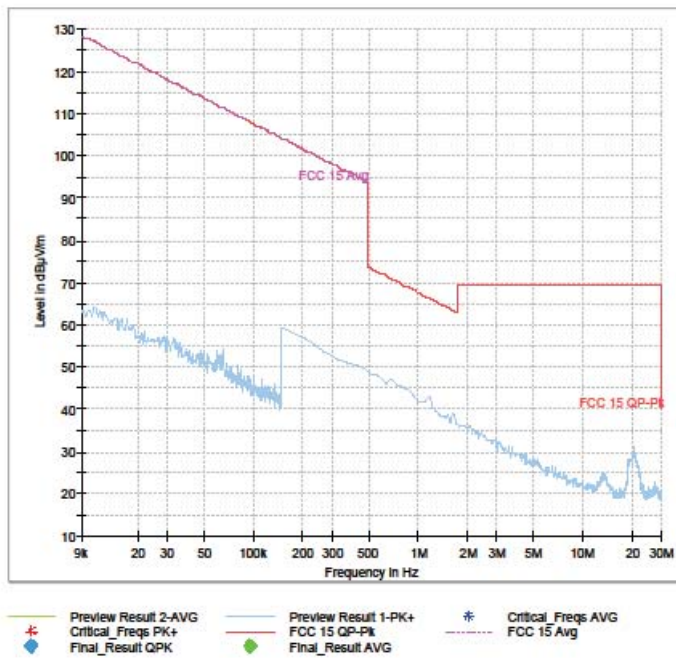
9KHz-30MHz_Ch_151_HT40_2x2_(Tx-24.5dBm)_CDD

Final Result

Frequency (MHz)	Quasi Peak (dBµV/m)	Average (dBµV/m)	Limit (dBµV/m)	Margin (dB)	Meas. Time (ms)	Bandwidth (kHz)	Height (cm)	Pol	Azimuth (deg)	Corr. (dB)
—	—	—	—	—	—	—	—	—	—	—

(continuation of the "Final_Result" table from column 16 ...)

Frequency (MHz)	Comment
—	—



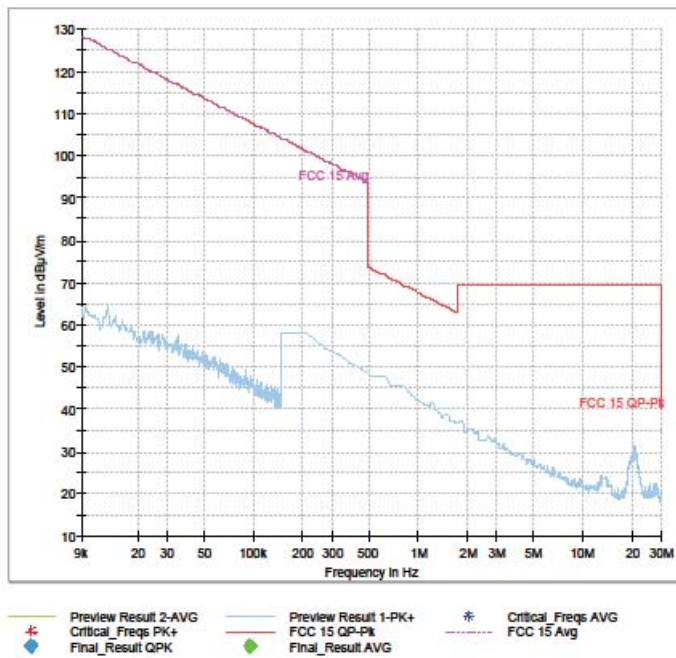
9KHz-30MHz_Ch_155_VHT80_2x2_(Tx-20.5dBm)_CDD

Final Result

Frequency (MHz)	Quasi Peak (dBµV/m)	Average (dBµV/m)	Limit (dBµV/m)	Margin (dB)	Meas. Time (ms)	Bandwidth (kHz)	Height (cm)	Pol	Azimuth (deg)	Corr. (dB)
—	—	—	—	—	—	—	—	—	—	—

(continuation of the "Final_Result" table from column 16 ...)

Frequency (MHz)	Comment
—	—



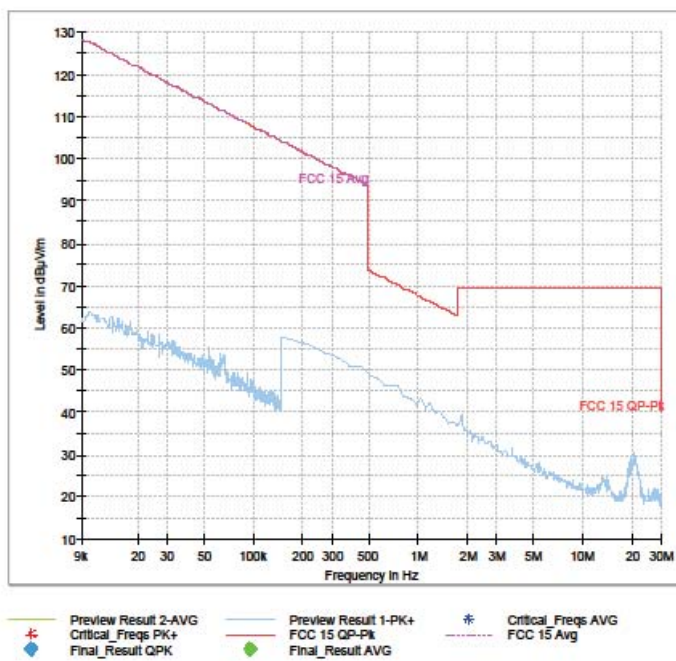
9KHz-30MHz_Ch_159_HT40_2x2_(Tx-24.5dBm)_CDD

Final Result

Frequency (MHz)	Quasi Peak (dBµV/m)	Average (dBµV/m)	Limit (dBµV/m)	Margin (dB)	Meas. Time (ms)	Bandwidth (kHz)	Height (cm)	Pol	Azimuth (deg)	Corr. (dB)
—	—	—	—	—	—	—	—	—	—	—

(continuation of the "Final_Result" table from column 16 ...)

Frequency (MHz)	Comment
—	—



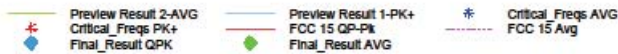
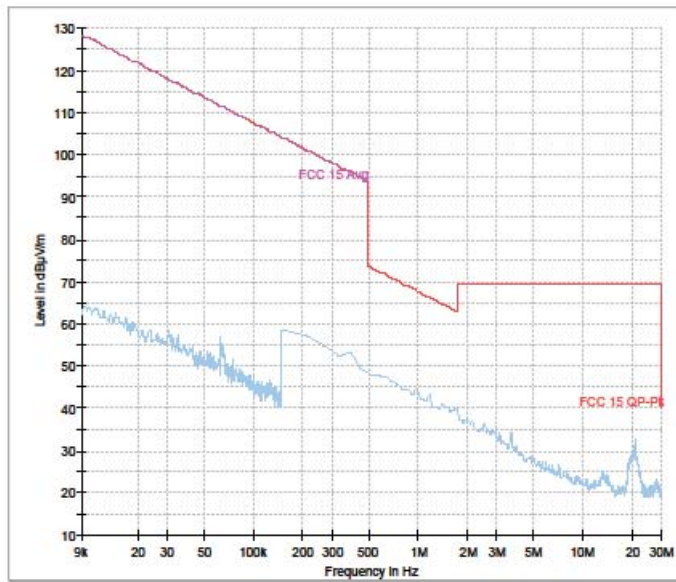
9KHz-30MHz_Ch_165_NoHT_2x2_(Tx-25dBm)_CDD

Final Result

Frequency (MHz)	Quasi Peak (dBµV/m)	Average (dBµV/m)	Limit (dBµV/m)	Margin (dB)	Meas. Time (ms)	Bandwidth (kHz)	Height (cm)	Pol	Azimuth (deg)	Corr. (dB)
—	—	—	—	—	—	—	—	—	—	—

(continuation of the "Final_Result" table from column 16 ...)

Frequency (MHz)	Comment
—	—

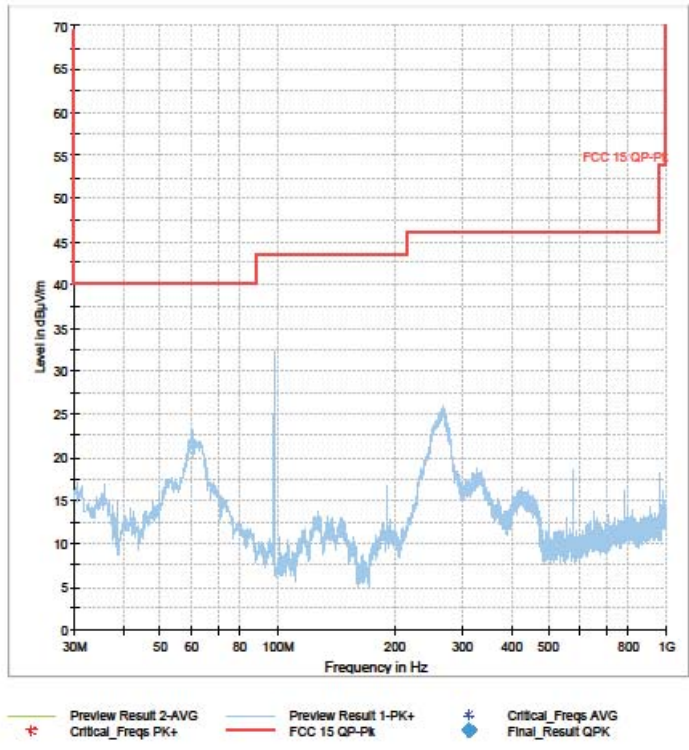


30MHz-1GHz

30MHz-1GHz_Ch_36_NoHT_2x2_(Tx-20.5dBm)_CDD

Final Result

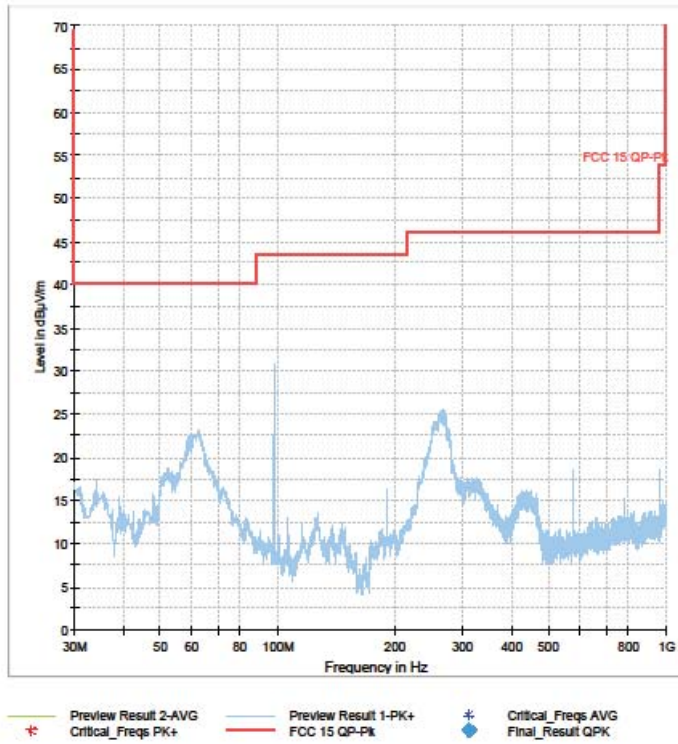
Frequency (MHz)	Qual Peak (dBμV/m)	Limit (dBμV/m)	Margin (dB)	Meas. Time (ms)	Bandwidth (kHz)	Height (cm)	Pol	Azimuth (deg)	Corr. (dB)	Comment
-	-	-	-	-	-	-	-	-	-	-



30MHz-1GHz_Ch_38_HT40_2x2_(Tx-17dBm)_CDD

Final Result

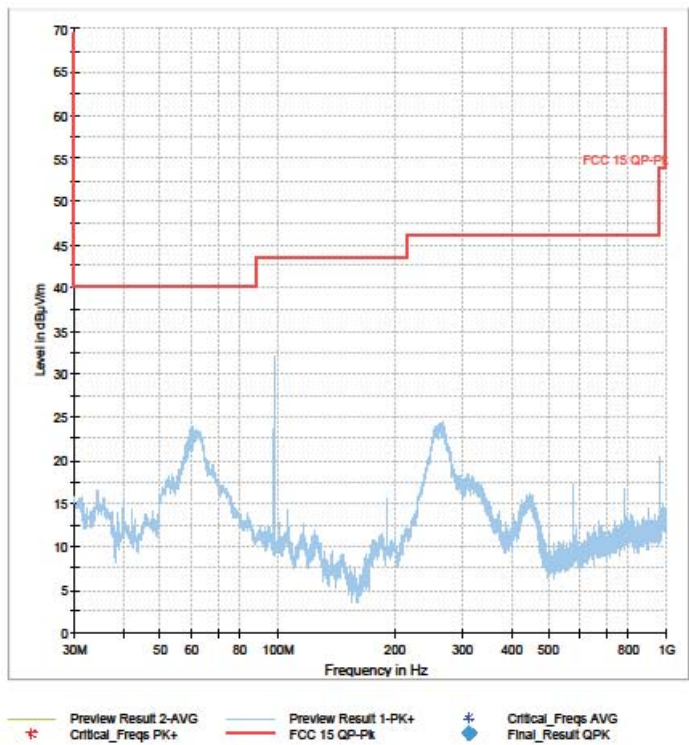
Frequency (MHz)	Qual Peak (dBuV/m)	Limit (dBuV/m)	Margin (dB)	Meas. Time (ms)	Bandwidth (kHz)	Height (cm)	Pol	Azimuth (deg)	Corr. (dB)	Comment
-	-	-	-	-	-	-	-	-	-	-



30MHz-1GHz_Ch_42_VHT80_2x2_(Tx-16.5dBm)_CDD

Final Result

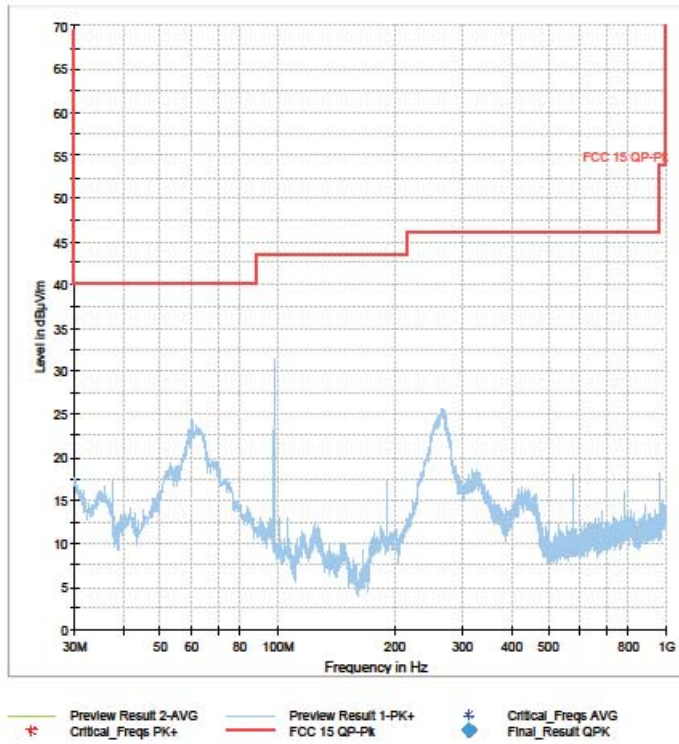
Frequency (MHz)	Qual Peak (dBμV/m)	Limit (dBμV/m)	Margin (dB)	Meas. Time (ms)	Bandwidth (kHz)	Height (cm)	Pol	Azimuth (deg)	Corr. (dB)	Comment
-	-	-	-	-	-	-	-	-	-	-



30MHz-1GHz_Ch_44_NoHT_2x2_(Tx-20.5dBm)_CDD

Final Result

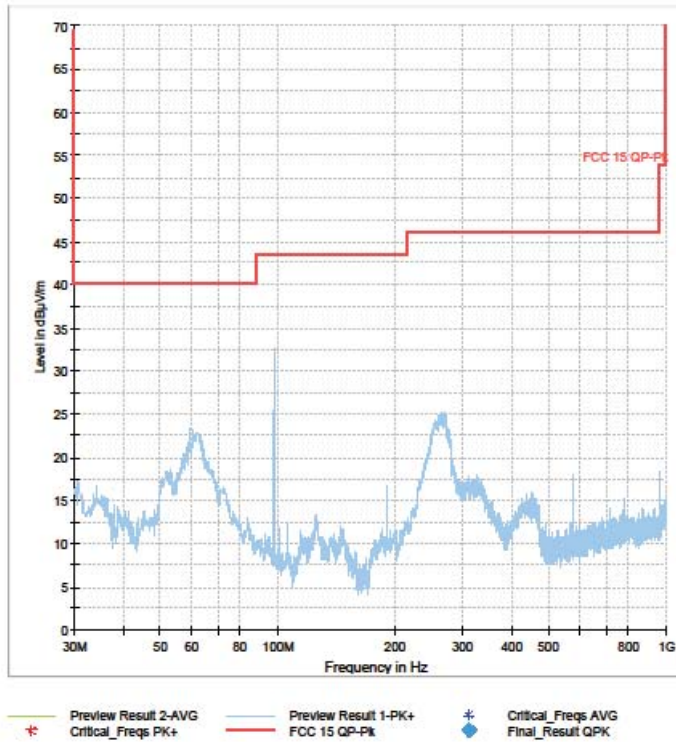
Frequency (MHz)	Qual Peak (dBμV/m)	Limit (dBμV/m)	Margin (dB)	Meas. Time (ms)	Bandwidth (kHz)	Height (cm)	Pol	Azimuth (deg)	Corr. (dB)	Comment
-	-	-	-	-	-	-	-	-	-	-



30MHz-1GHz_Ch_46_HT40_2x2_(Tx-17dBm)_CDD

Final Result

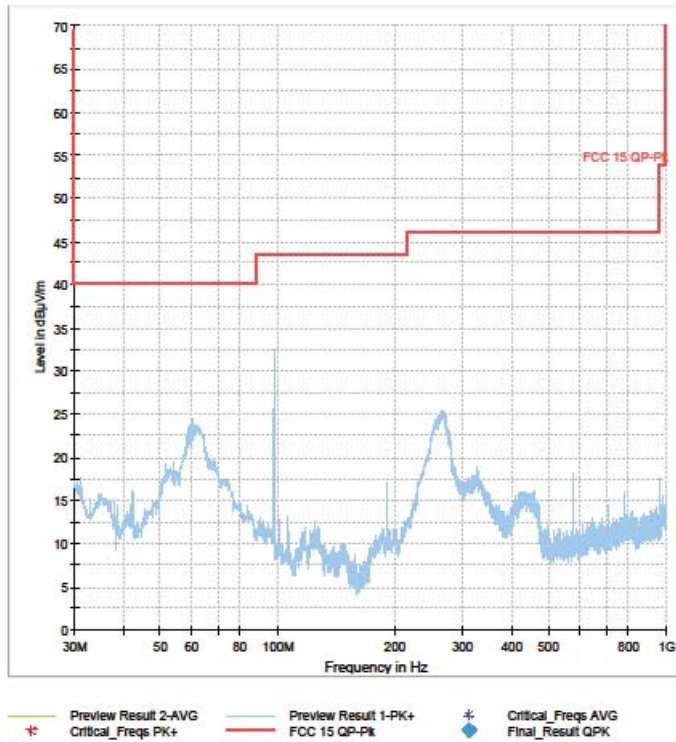
Frequency (MHz)	Quasi Peak (dBµV/m)	Limit (dBµV/m)	Margin (dB)	Meas. Time (ms)	Bandwidth (kHz)	Height (cm)	Pol	Azimuth (deg)	Corr. (dB)	Comment
-	-	-	-	-	-	-	-	-	-	-



30MHz-1GHz_Ch_48_NoHT_2x2_(Tx-20.5dBm)_CDD

Final Result

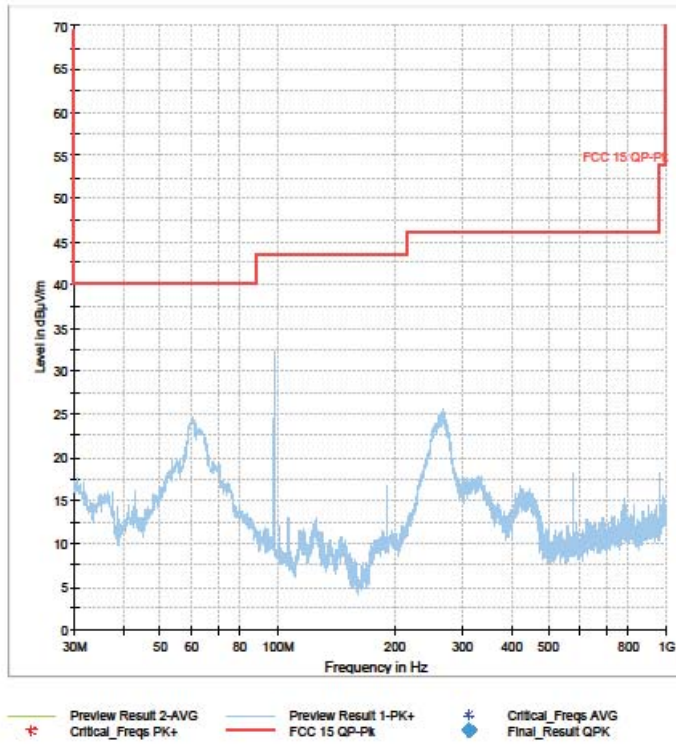
Frequency (MHz)	Qual Peak (dBμV/m)	Limit (dBμV/m)	Margin (dB)	Meas. Time (ms)	Bandwidth (kHz)	Height (cm)	Pol	Azimuth (deg)	Corr. (dB)	Comment
-	-	-	-	-	-	-	-	-	-	-



30MHz-1GHz_Ch_149_NoHT_2x2_(Tx-25dBm)_CDD

Final Result

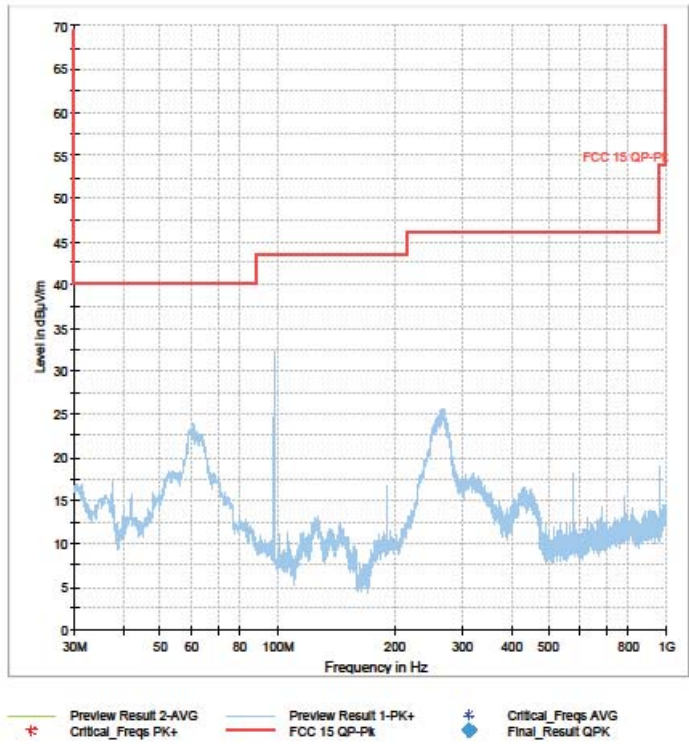
Frequency (MHz)	Quasi Peak (dBμV/m)	Limit (dBμV/m)	Margin (dB)	Meas. Time (ms)	Bandwidth (kHz)	Height (cm)	Pol	Azimuth (deg)	Corr. (dB)	Comment
-	-	-	-	-	-	-	-	-	-	-



30MHz-1GHz_Ch_151_HT40_2x2_(Tx-24.5dBm)_CDD

Final Result

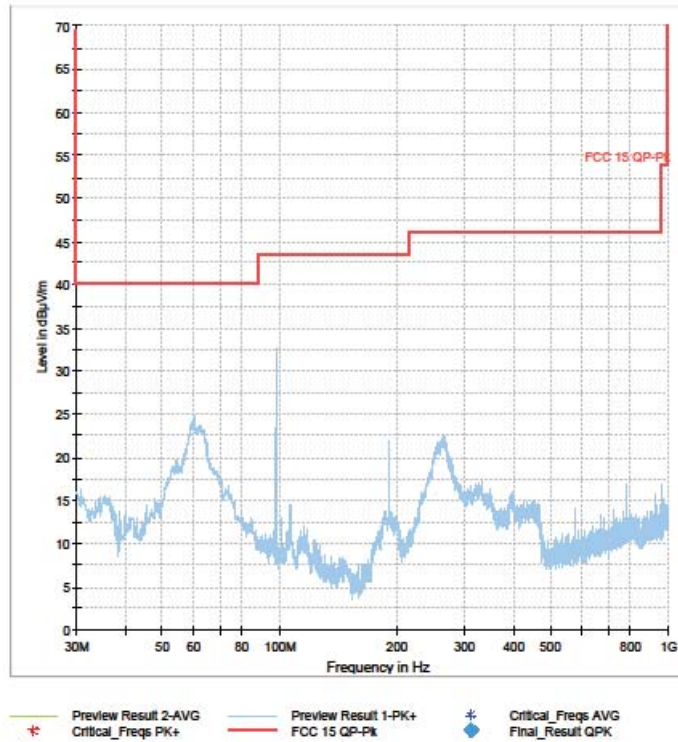
Frequency (MHz)	Qual Peak (dBμV/m)	Limit (dBμV/m)	Margin (dB)	Meas. Time (ms)	Bandwidth (kHz)	Height (cm)	Pol	Azimuth (deg)	Corr. (dB)	Comment
-	-	-	-	-	-	-	-	-	-	-



30MHz-1GHz_Ch_155_VHT80_2x2_(Tx-20.5dBm)_CDD

Final Result

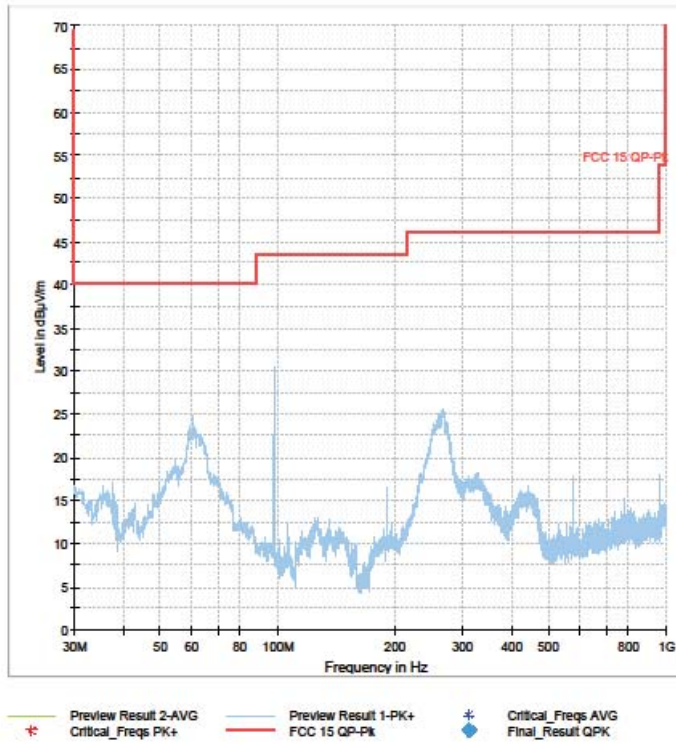
Frequency (MHz)	Qual Peak (dBμV/m)	Limit (dBμV/m)	Margin (dB)	Meas. Time (ms)	Bandwidth (kHz)	Height (cm)	Pol	Azimuth (deg)	Corr. (dB)	Comment
-	-	-	-	-	-	-	-	-	-	-



30MHz-1GHz_Ch_157_NoHT_2x2_(Tx-25dBm)_CDD

Final Result

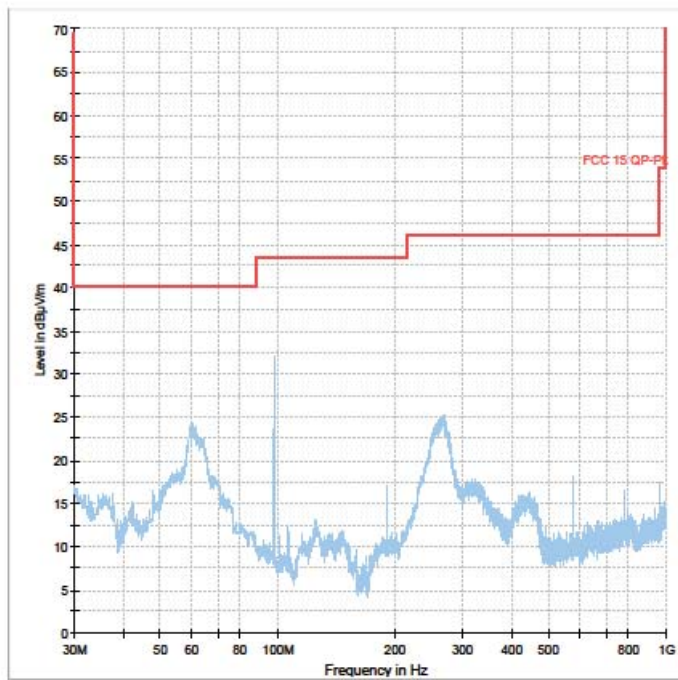
Frequency (MHz)	Quasi Peak (dBµV/m)	Limit (dBµV/m)	Margin (dB)	Meas. Time (ms)	Bandwidth (kHz)	Height (cm)	Pol	Azimuth (deg)	Corr. (dB)	Comment
-	-	-	-	-	-	-	-	-	-	-



30MHz-1GHz_Ch_159_HT40_2x2_(Tx-24.5dBm)_CDD

Final Result

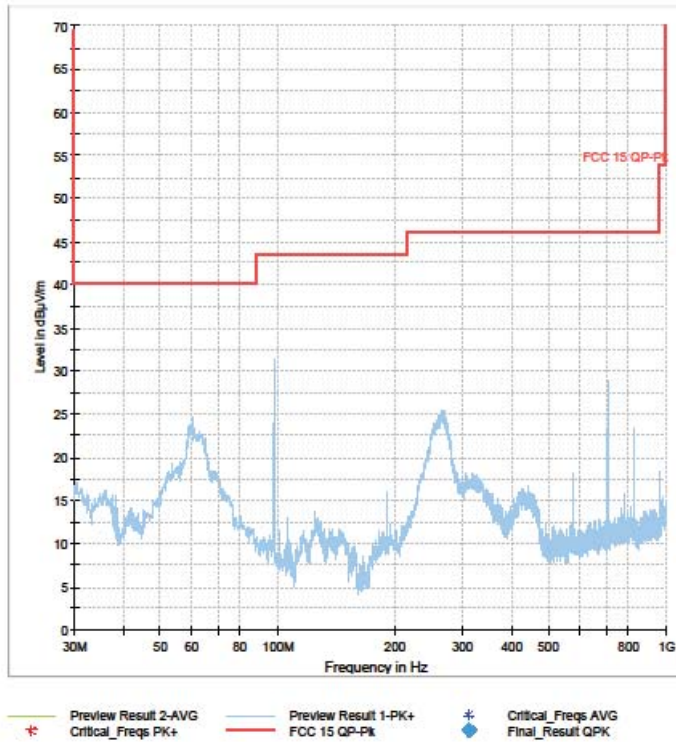
Frequency (MHz)	Quasi Peak (dBµV/m)	Limit (dBµV/m)	Margin (dB)	Meas. Time (ms)	Bandwidth (kHz)	Height (cm)	Pol	Azimuth (deg)	Corr. (dB)	Comment
-	-	-	-	-	-	-	-	-	-	-



30MHz-1GHz_Ch_165_NoHT_2x2_(Tx-25dBm)_CDD

Final Result

Frequency (MHz)	Qual Peak (dBμV/m)	Limit (dBμV/m)	Margin (dB)	Meas. Time (ms)	Bandwidth (kHz)	Height (cm)	Pol	Azimuth (deg)	Corr. (dB)	Comment
-	-	-	-	-	-	-	-	-	-	-



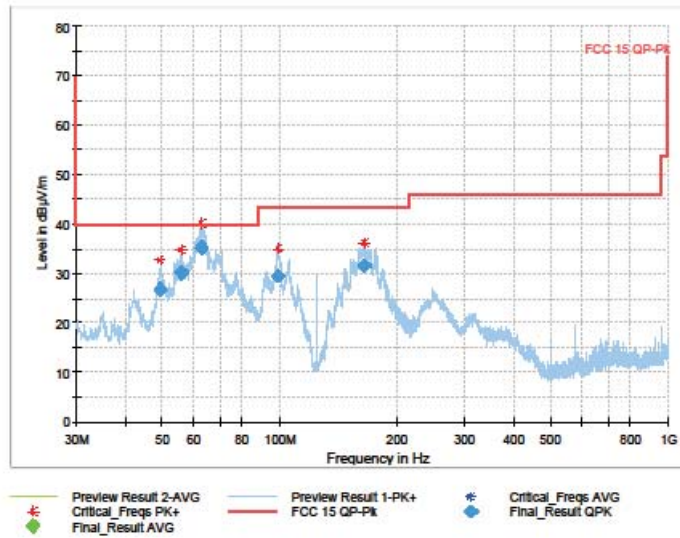
30MHz-1GHz_Ch_36_VHT20_2x2_(Tx-18dBm)_BF_Mode1

Final Result

Frequency (MHz)	Qual Peak (dBμV/m)	Average (dBμV/m)	Limit (dBμV/m)	Margin (dB)	Meas. Time (ms)	Bandwidth (kHz)	Height (cm)	Pol	Azimuth (deg)	Corr. (dB)
49.320000	25.82	—	40.00	13.18	2.0	100.000	103.8	V	8.0	-23.3
55.960000	30.11	—	40.00	9.89	2.0	100.000	108.1	V	319.0	-24.3
63.240000	35.38	—	40.00	4.62	2.0	100.000	103.9	V	125.0	-23.9
99.320000	29.52	—	43.52	14.00	2.0	100.000	120.0	V	106.0	-21.4
165.400000	31.64	—	43.51	11.87	2.0	100.000	105.3	V	48.0	-19.7

(continuation of the "Final_Result" table from column 16 ...)

Frequency (MHz)	Comment
49.320000	
55.960000	
63.240000	
99.320000	
165.400000	



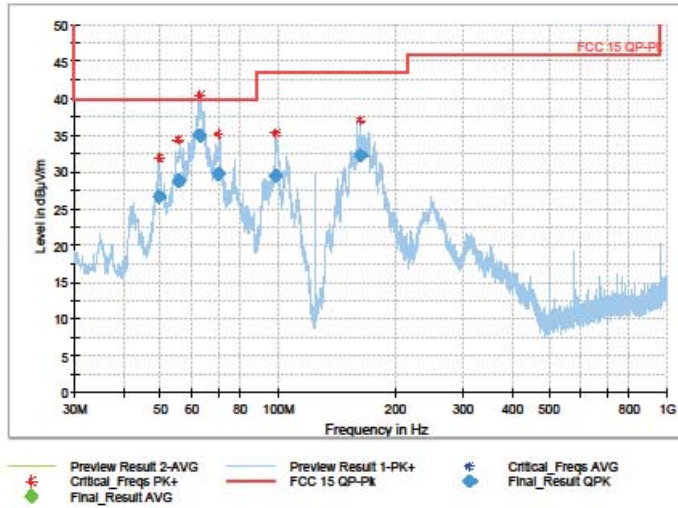
30MHz-1GHz_Ch_36_VHT20_2x2_(Tx-18dBm)_BF_Mode2

Final Result

Frequency (MHz)	Quasi Peak (dBµV/m)	Average (dBµV/m)	Limit (dBµV/m)	Margin (dB)	Meas. Time (ms)	Bandwidth (kHz)	Height (cm)	Pol	Azimuth (deg)	Corr. (dB)
49.560000	25.67	—	40.00	13.33	2.0	100.000	104.3	V	12.0	-23.4
55.400000	28.80	—	40.00	11.20	2.0	100.000	108.3	V	318.0	-24.3
63.320000	34.97	—	40.00	5.03	2.0	100.000	108.0	V	123.0	-23.9
70.200000	29.78	—	40.00	10.22	2.0	100.000	110.0	V	109.0	-23.6
98.440000	29.47	—	43.52	14.05	2.0	100.000	124.2	V	116.0	-21.6
163.480000	32.15	—	43.51	11.36	2.0	100.000	103.9	V	48.0	-19.6

(continuation of the "Final_Result" table from column 16 ...)

Frequency (MHz)	Comment
49.560000	
55.400000	
63.320000	
70.200000	
98.440000	
163.480000	



Mode 2- Ethernet plugged in and no traffic

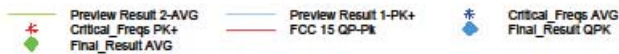
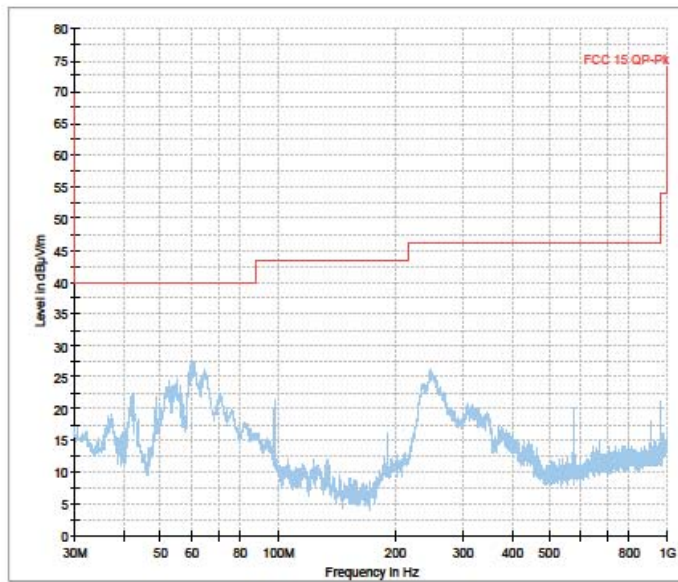
30MHz-1GHz_Ch_36_VHT20_2x2_(Tx-18dBm)_BF_Mode3

Final Result

Frequency (MHz)	Quasi Peak (dBµV/m)	Average (dBµV/m)	Limit (dBµV/m)	Margin (dB)	Meas. Time (ms)	Bandwidth (kHz)	Height (cm)	Poi	Azimuth (deg)	Corr. (dB)
—	—	—	—	—	—	—	—	—	—	—

(continuation of the "Final_Result" table from column 16 ...)

Frequency (MHz)	Comment
—	—



Mode3-No ethernet and no traffic

1-6GHz

1 / 1

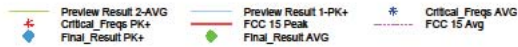
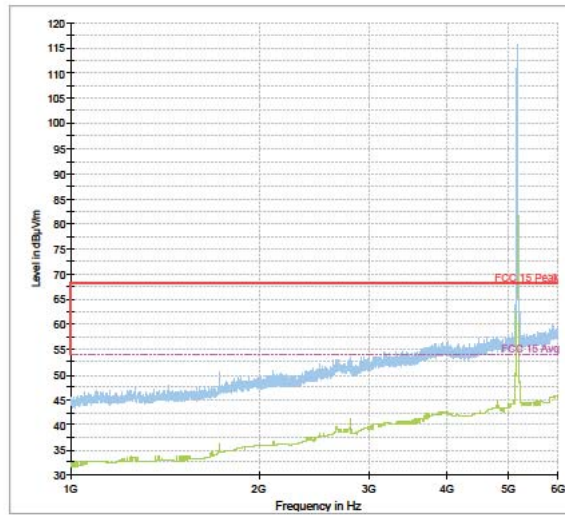
1-6GHz_Ch_36_NoHT_2x2_(Tx-20.5dBm)_CDD

Final Result

Frequency (MHz)	MaxPeak (dBuV/m)	Average (dBuV/m)	Limit (dBuV/m)	Margin (dB)	Meas. Time (ms)	Bandwidth (kHz)	Height (cm)	Pol	Azimuth (deg)	Corr. (dB)
-	-	-	-	-	-	-	-	-	-	-

(continuation of the "Final_Result" table from column 16 ..)

Frequency (MHz)	Comment
-	-



4/17/2018

11:21:31 PM