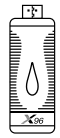
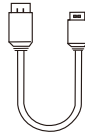


User Manual

Package Contents



Stick



Micro USB Cable



Power Adapter



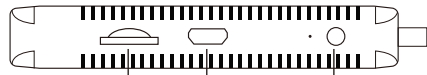
Remote Control



HDMI Extender



IR Receiver



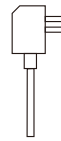
TF Card

DC

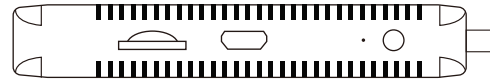
IR

Connection Diagram

AC100-240V
50-60Hz



Power Adapter



IR Cable

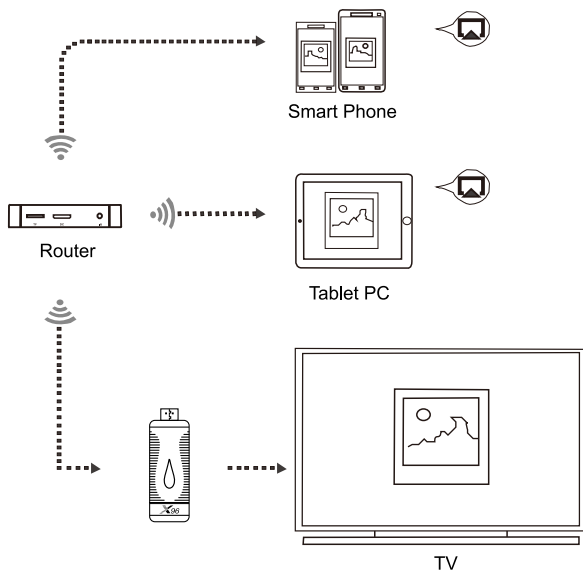


Receiver

Installation Steps

- 01 Connect the TV Stick with the power supply.
- 02 Connect the TV Stick to your TV with HDMI cable.
- 03 For wireless, choose the Wi-Fi network and input the Wi-Fi password.

Multi-screen Interaction



The Screen Casting



Introduction:

The TV Stick lets you play photos, music, and videos from your smart phone or tablet computer on your TV.

Preparation:

Make sure your device(s) and TV Stick are connected to the same network.

How to use:

After your device(s) and TV Stick are connected to the same network, the logo  will show up in the related applications of your device(s). Click the  and share the photos, music and videos on TV.

Features

- CPU: Allwinner H313 Quad Core ARM Cortex A53
- GPU: G31 OpenGL3.2
- RAM: 1GB/2GB LPDDR3
- ROM: 8GB Flash (Option: 16GB/32GB/64GB)
- WiFi Option: 802.11 b/g/n 2.4G
- HDMI: HDMI/4K*2K UHD Output, HDMI 2.1
- USB Port: USB Host Port, USB OTG
- IR Receiver: IR Receiver/Remote Receiver Connect
- TF CARD: TF CARD/ Support 4GB/8GB/16GB/32GB/64GB
- Power: Micro usb 5V/1.5A; LED indicator, Working: Blue; Standby: Red
- OS: Android 10 OS, OTA upgrade support

FCC Warning

This device complies with part 15 of the FCC rules. Operation is subject to the following two conditions: (1) this device may not cause harmful interference, and (2) this device must accept any interference received, including interference that may cause undesired operation.

Changes or modifications not expressly approved by the party responsible for compliance could void the user's authority to operate the equipment.

NOTE: This equipment has been tested and found to comply with the limits for a Class B digital device, pursuant to part 15 of the FCC Rules. These limits are designed to provide reasonable protection against harmful interference in a residential installation. This equipment generates uses and can radiate radio frequency energy and, if not installed and used in accordance with the instructions, may cause harmful interference to radio communications. However, there is no guarantee that interference will not occur in a particular installation. If this equipment does cause harmful interference to radio or television reception, which can be determined by turning the equipment off and on, the user is encouraged to try to correct the interference by one or more of the following measures:

- Reorient or relocate the receiving antenna.
- Increase the separation between the equipment and receiver.
- Connect the equipment into an outlet on a circuit different from that to which the receiver is connected.
- Consult the dealer or an experienced radio/TV technician for help.

Radiation Exposure Statement

This equipment complies with FCC radiation exposure limits set forth for an uncontrolled environment. This equipment should be installed and operated with minimum distance 20cm between the radiator and your body.