

1.6 x 0.8 x 0.3 (mm) Bluetooth Chip Antenna (AA080)

Engineering Specification

1. Product Number

H 2 U B 4 K 1 H 1 B 0 1 0 0



2. Features

- *Stable and reliable in performances
- *Low profile, compact size
- *RoHS 2.0 compliance
- *SMT processes compatible
- *AEC-Q200 compliant

3. Applications

- *ISM 2.4 GHz applications
- *ZigBee/BLE applications
- *Bluetooth earphone systems
- *Hand-held devices when WiFi / Bluetooth functions are needed, e.g., Smart phones
- *IEEE802.11 b/g/n
- *Wireless PCMCIA cards or USB dongles

4. Description

Unictron's AA080 ceramic chip antenna is designed for ISM 2.4GHz applications, covering frequencies 2400~2500MHz. Fabricated with proprietary design and processes, AA080 shows excellent performance and is fully compatible with SMT processes which can decrease the assembly cost and improve device's quality and consistency.



詠業科技股份有限公司
Unictron Technologies Corporation
Website: www.unictron.com

THIS DRAWINGS AND SPECIFICATIONS ARE THE PROPERTY OF UNICTRON TECHNOLOGIES CORPORATION AND SHALL NOT BE REPRODUCED OR USED AS THE BASIS FOR THE MANUFACTURE OR SALE OF APPARATUS OR DEVICES WITHOUT PERMISSION

Unictron Technologies Corp.
2020-07-02
Document Control Center

Prepared by : Jane

Designed by : Peter

Checked by : Mike

Approved by : Herbert

TITLE: 1.6x0.8x0.3(mm) Bluetooth Chip Antenna (AA080) Engineering Specification

DOCUMENT NO.

H2UB4K1H1B0100

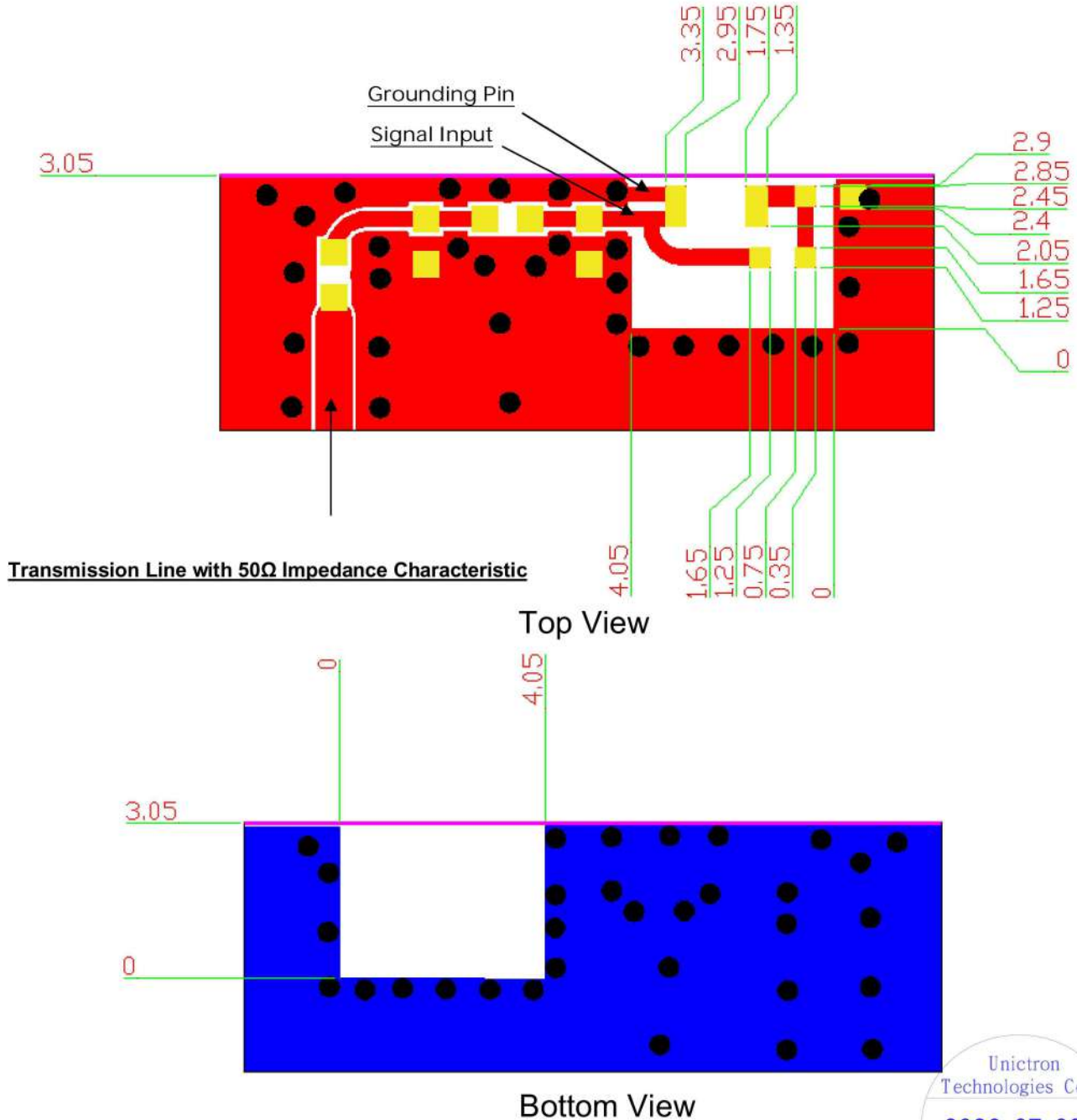
REV. G

5. Layout Guide & Electrical Specifications

5-1. Layout Guide (unit : mm)

Solder Land Pattern:

The solder land pattern (gold marking areas) is shown below. Recommendation on matching circuit will be provided according to customer's installation conditions.



Unictron
Technologies Corp.
2020-07-02
Document
Control Center



詠業科技股份有限公司
Unictron Technologies Corporation
Website: www.unictron.com

THIS DRAWINGS AND SPECIFICATIONS ARE THE PROPERTY OF UNICTRON TECHNOLOGIES CORPORATION AND SHALL NOT BE REPRODUCED OR USED AS THE BASIS FOR THE MANUFACTURE OR SALE OF APPARATUS OR DEVICES WITHOUT PERMISSION

Prepared by : Jane

Designed by : Peter

Checked by : Mike

Approved by : Herbert

TITLE: 1.6x0.8x0.3(mm) Bluetooth Chip Antenna (AA080) Engineering Specification

DOCUMENT NO.

H2UB4K1H1B0100

REV. G

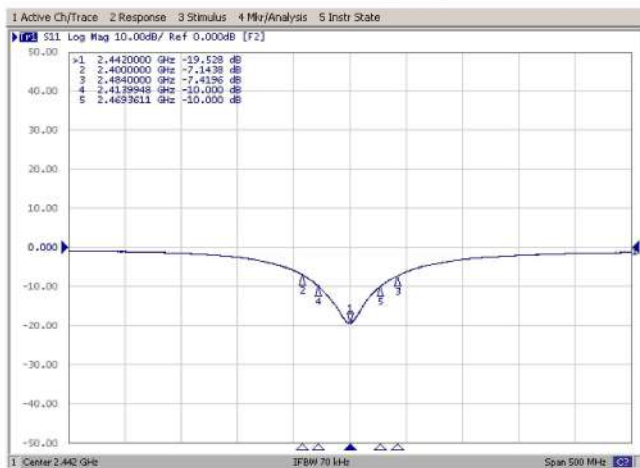
5-2. Electrical Specifications (Evaluation Board Dimensions: 40 x 20 mm²)

5-2-1. Electrical Table

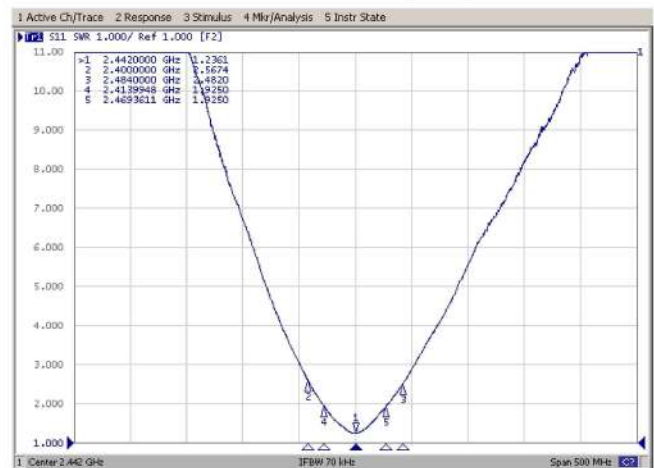
Characteristics		Specifications	Unit
Outline Dimensions		1.6 x 0.8 x 0.3	mm
Ground Plane Dimensions		40 x 20	mm
Working Frequency		2400~2500	MHz
VSWR(@ center frequency)*		2.5 Max.	
Characteristic Impedance		50	Ω
Polarization		Linear Polarization	
Peak Gain	(@2442 MHz)	-0.3 (typical)	dBi
Efficiency		60 (typical)	%

*Center frequency means the frequency with the lowest value in return loss of the chip antenna on the evaluation board.

5-2-2. Return Loss & VSWR Return Loss (S₁₁)



VSWR (S₁₁)



Unictron
Technologies Corp.
2020-07-02
Document
Control Center



詠業科技股份有限公司
Unictron Technologies Corporation
Website: www.unictron.com

THIS DRAWINGS AND SPECIFICATIONS ARE THE PROPERTY OF UNICTRON TECHNOLOGIES CORPORATION AND SHALL NOT BE REPRODUCED OR USED AS THE BASIS FOR THE MANUFACTURE OR SALE OF APPARATUS OR DEVICES WITHOUT PERMISSION

Prepared by : Jane

Designed by : Peter

Checked by : Mike

Approved by : Herbert

TITLE: 1.6x0.8x0.3(mm) Bluetooth Chip Antenna
(AA080) Engineering Specification

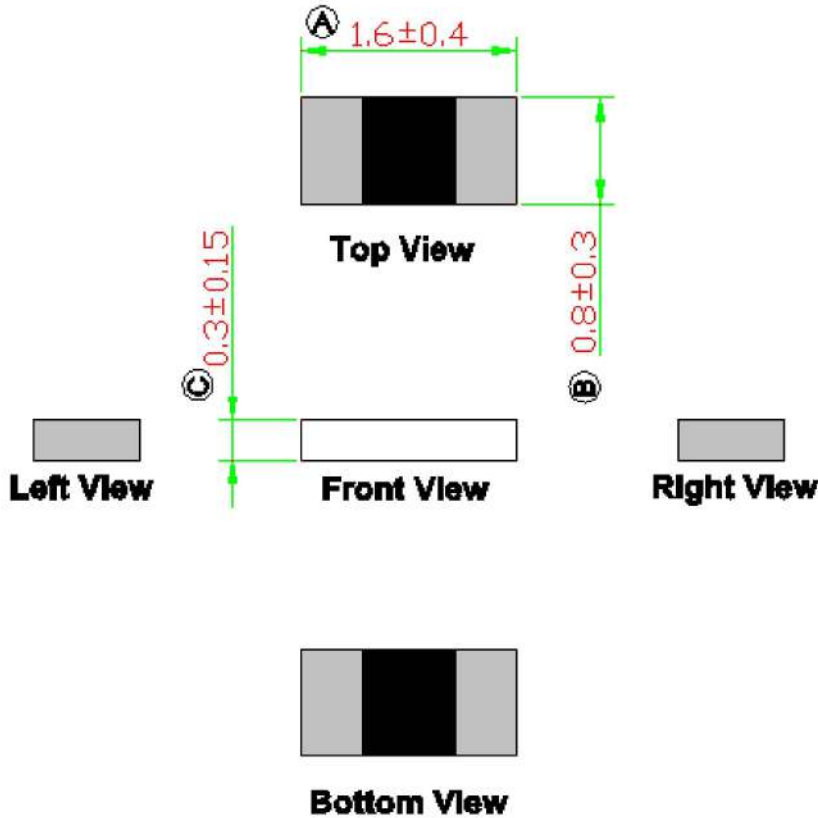
DOCUMENT
NO.

H2UB4K1H1B0100

REV.
G

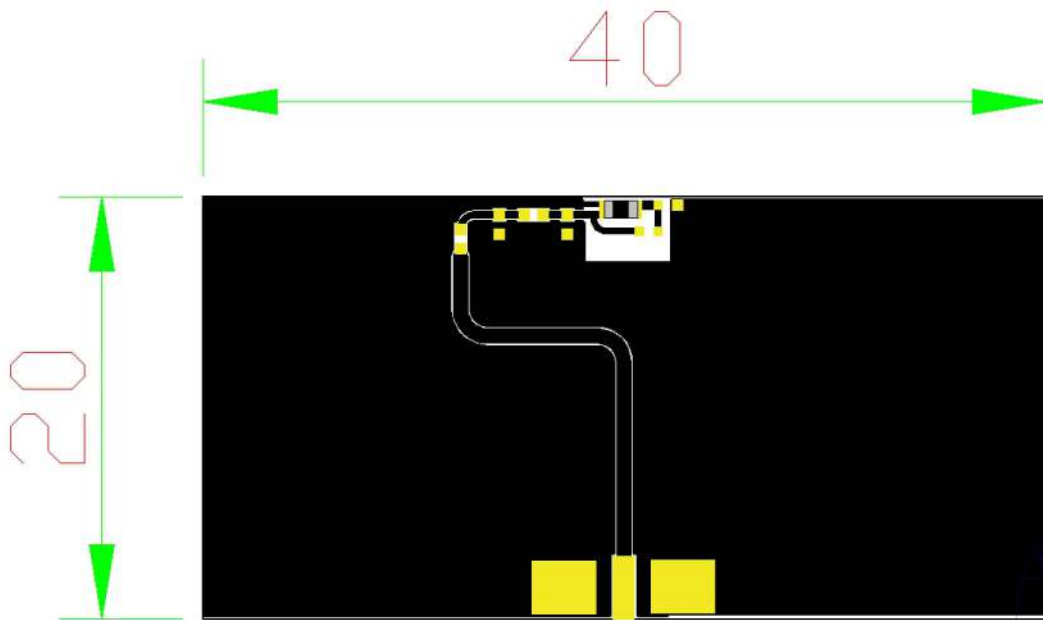
6. Outline Dimensions of Antenna & Evaluation Board (unit: mm)

6-1. Antenna Dimensions



NOTE:
 1. All materials are RoHS compliant.
 2. "A~C" Critical Dimensions.
 3. "()" Reference Dimensions.

6-2. Evaluation Board with Antenna



Unictron
Technologies Corp.
2020-07-02
Document
Control Center



詠業科技股份有限公司
Unictron Technologies Corporation
Website: www.unictron.com

THIS DRAWINGS AND SPECIFICATIONS ARE THE PROPERTY OF UNICTRON TECHNOLOGIES CORPORATION AND SHALL NOT BE REPRODUCED OR USED AS THE BASIS FOR THE MANUFACTURE OR SALE OF APPARATUS OR DEVICES WITHOUT PERMISSION

Prepared by : Jane Designed by : Peter Checked by : Mike Approved by : Herbert

TITLE: 1.6x0.8x0.3(mm) Bluetooth Chip Antenna (AA080) Engineering Specification

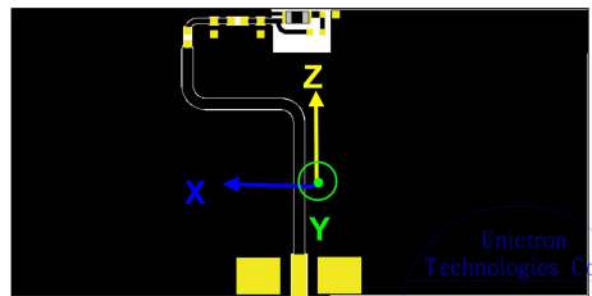
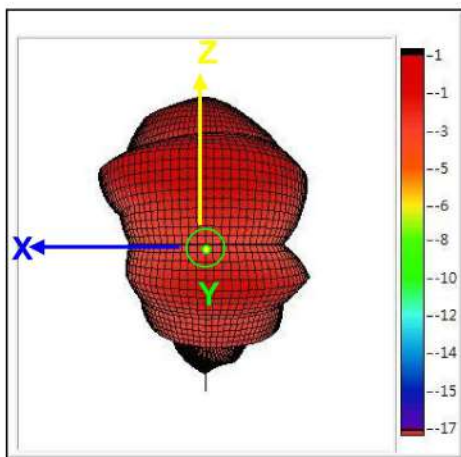
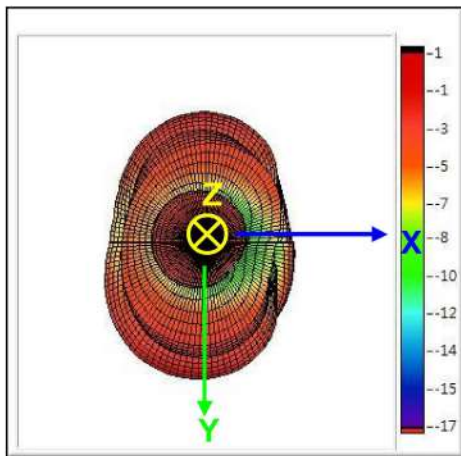
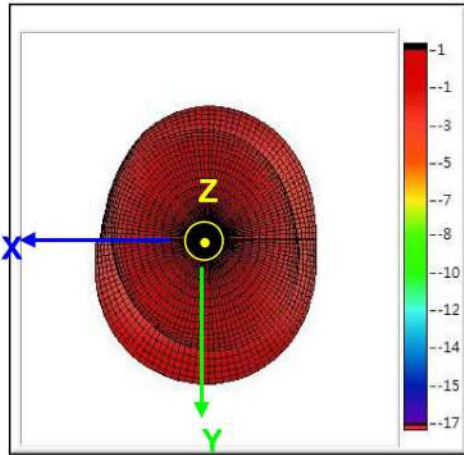
DOCUMENT NO.

H2UB4K1H1B0100

REV. G

7. Radiation Pattern (with 40 x 20 mm² Evaluation Board)

7-1. 3D Gain Pattern @ 2442 MHz (unit: dBi)



2020-07-02

Document
Control Center



詠業科技股份有限公司
Unictron Technologies Corporation
Website: www.unictron.com

THIS DRAWINGS AND SPECIFICATIONS ARE THE PROPERTY OF UNICTRON TECHNOLOGIES CORPORATION AND SHALL NOT BE REPRODUCED OR USED AS THE BASIS FOR THE MANUFACTURE OR SALE OF APPARATUS OR DEVICES WITHOUT PERMISSION

Prepared by : Jane

Designed by : Peter

Checked by : Mike

Approved by : Herbert

TITLE: 1.6x0.8x0.3(mm) Bluetooth Chip Antenna (AA080) Engineering Specification

DOCUMENT NO.

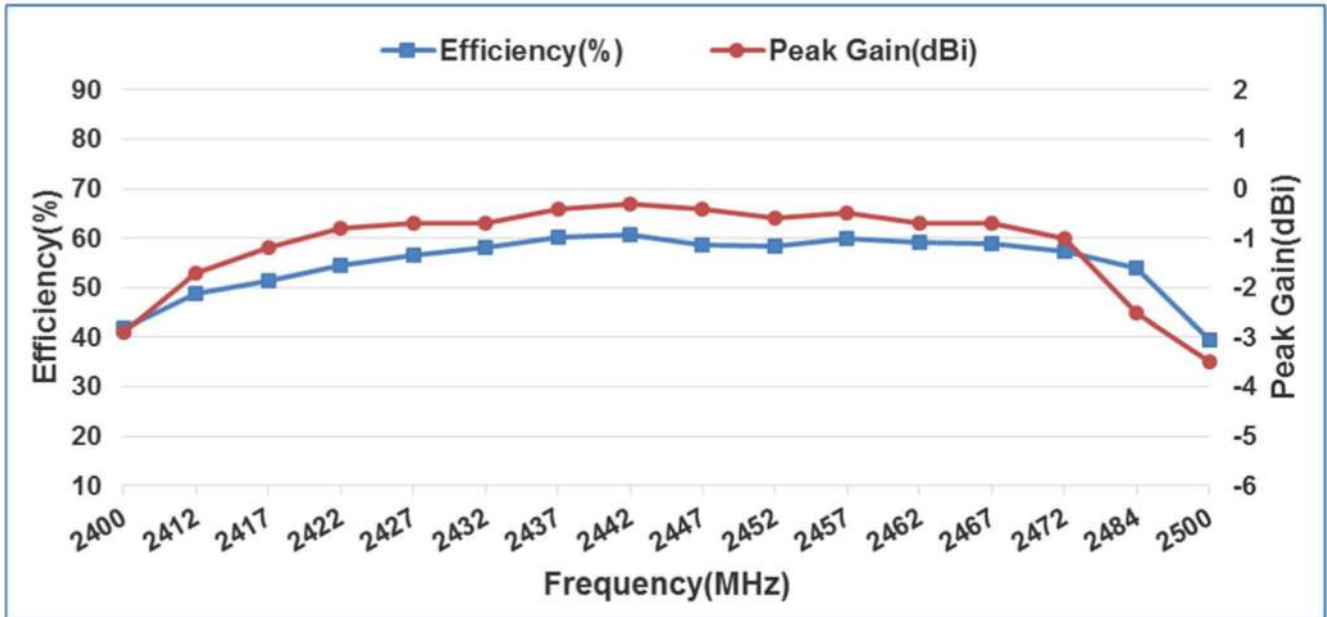
H2UB4K1H1B0100

REV.
G

7-2. 3D Efficiency Table

Frequency(MHz)	2400	2412	2417	2422	2427	2432	2437	2442	2447	2452	2457	2462	2467	2472	2484	2500
Efficiency(dB)	-3.8	-3.1	-2.9	-2.6	-2.5	-2.4	-2.2	-2.2	-2.3	-2.3	-2.2	-2.3	-2.3	-2.4	-2.7	-4.0
Efficiency(%)	41.8	48.9	51.4	54.6	56.5	58.1	60.1	60.7	58.6	58.3	60.0	59.2	59.0	57.4	53.9	39.5
Peak Gain(dBi)	-2.9	-1.7	-1.2	-0.8	-0.7	-0.7	-0.4	-0.3	-0.4	-0.6	-0.5	-0.7	-0.7	-1.0	-2.5	-3.5

7-3. 3D Efficiency vs. Frequency



詠業科技股份有限公司
Unictron Technologies Corporation
Website: www.unictron.com

THIS DRAWINGS AND SPECIFICATIONS ARE THE PROPERTY OF UNICTRON TECHNOLOGIES CORPORATION AND SHALL NOT BE REPRODUCED OR USED AS THE BASIS FOR THE MANUFACTURE OR SALE OF APPARATUS OR DEVICES WITHOUT PERMISSION

Prepared by : Jane

Designed by : Peter

Checked by : Mike

Approved by : Herbert

TITLE: 1.6x0.8x0.3(mm) Bluetooth Chip Antenna (AA080) Engineering Specification

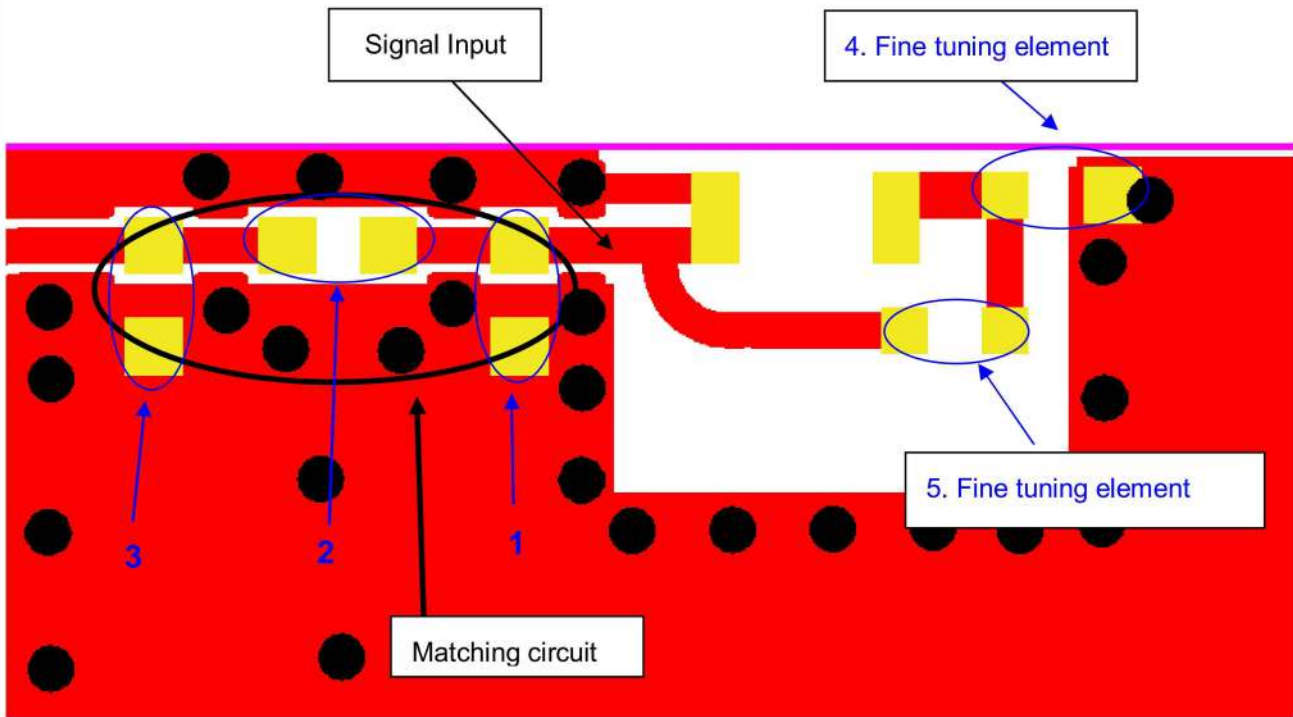
DOCUMENT NO.

H2UB4K1H1B0100

REV. G

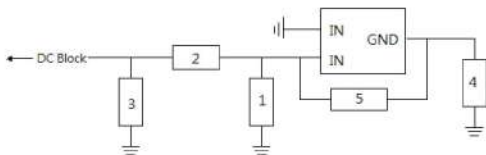
8. Frequency Tuning

8-1. Chip antenna tuning scenario :



8-2. Matching circuit :

With the following recommended values of matching and tuning components, the center frequencies will be about 2442 MHz at our standard 40 x 20 mm² evaluation board. However, these are typical reference values which may need to be changed when circuit boards or part vendors are different.



System Matching Circuit Component			
Location	Description	Vendor	Tolerance
1	N/A	-	-
2	0Ω, (0402)	-	-
3	N/A*	-	-
4	Fine tuning element 2.2pF, (0402)	DARFON	±0.1 pF
5	Fine tuning element 1.2pF, (0402)	DARFON	±0.1 pF



詠業科技股份有限公司
Unictron Technologies Corporation
Website: www.unictron.com

THIS DRAWINGS AND SPECIFICATIONS ARE THE PROPERTY OF UNICTRON TECHNOLOGIES CORPORATION AND SHALL NOT BE REPRODUCED OR USED AS THE BASIS FOR THE MANUFACTURE OR SALE OF APPARATUS OR DEVICES WITHOUT PERMISSION

Unictron
Technologies Corp.
2020-07-02
Document
Control Center

Prepared by : Jane

Designed by : Peter

Checked by : Mike

Approved by : Herbert

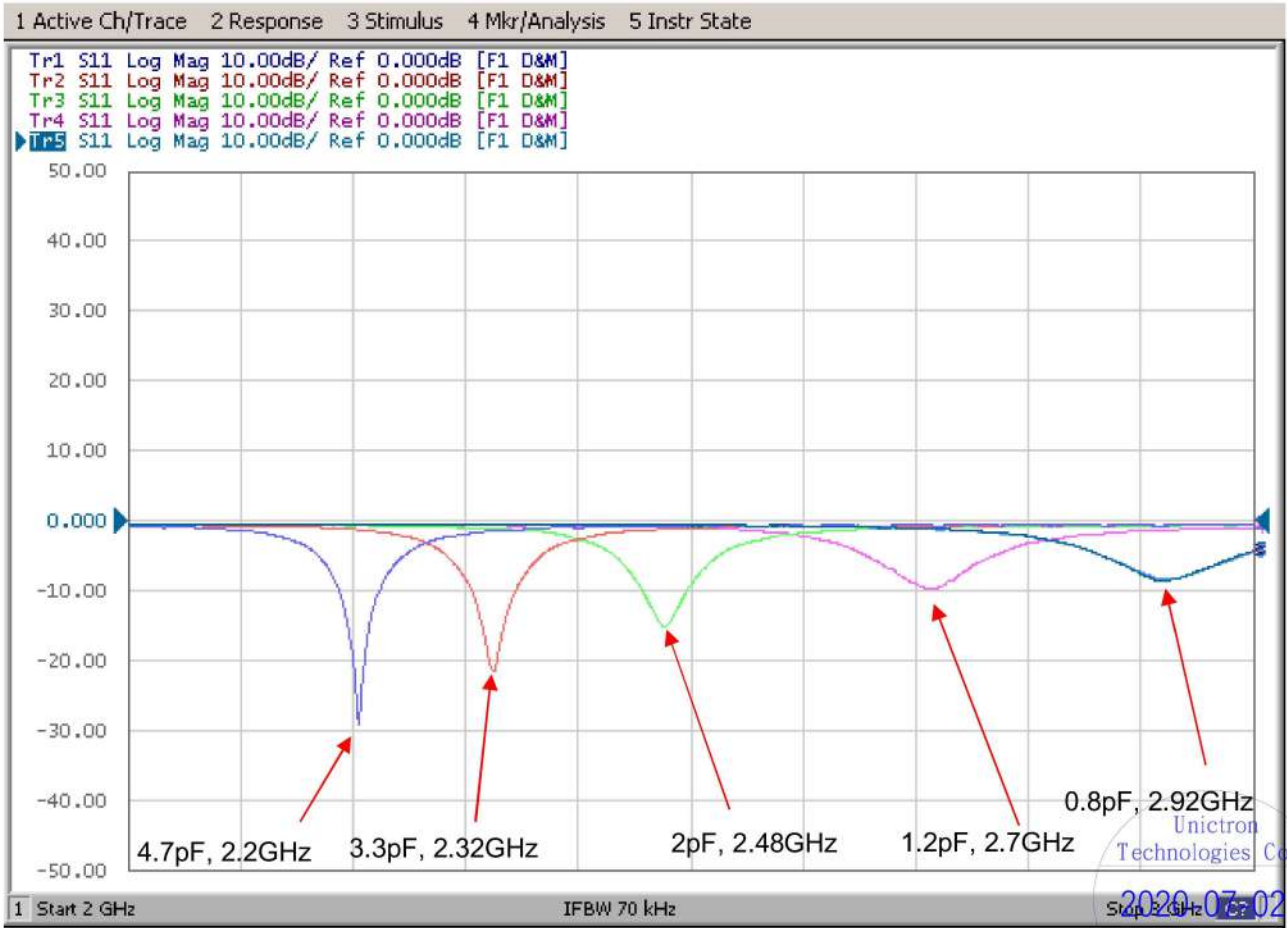
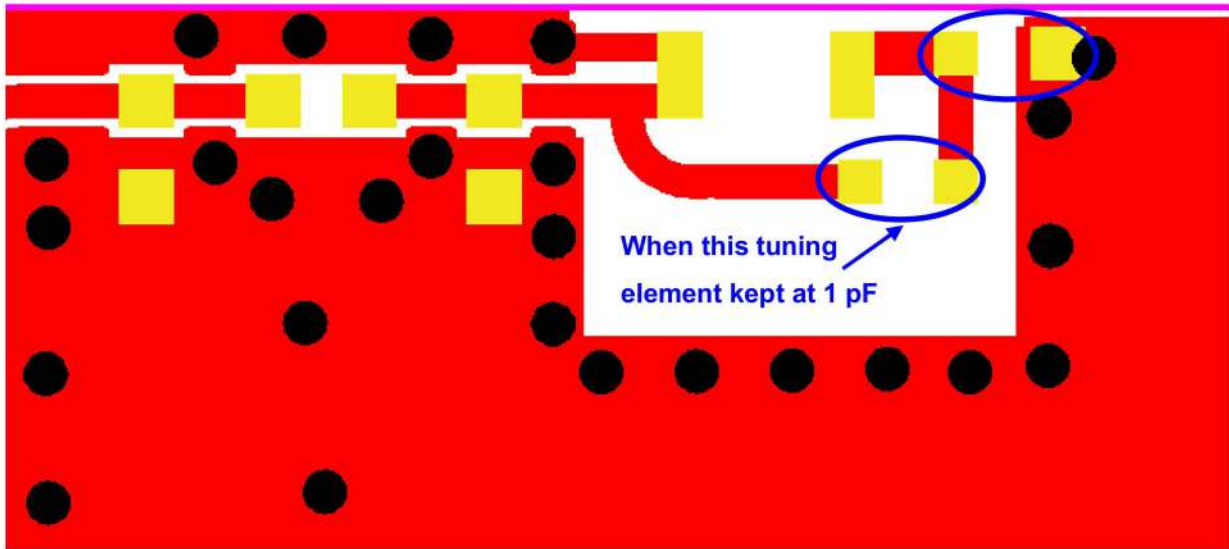
TITLE: 1.6x0.8x0.3(mm) Bluetooth Chip Antenna (AA080) Engineering Specification

DOCUMENT NO.

H2UB4K1H1B0100

REV.
G

8-3. Reference for frequency tuning element



詠業科技股份有限公司
Unictron Technologies Corporation
Website: www.unictron.com

THIS DRAWINGS AND SPECIFICATIONS ARE THE PROPERTY OF UNICTRON TECHNOLOGIES CORPORATION AND SHALL NOT BE REPRODUCED OR USED AS THE BASIS FOR THE MANUFACTURE OR SALE OF APPARATUS OR DEVICES WITHOUT PERMISSION

Unictron Technologies Corp.
2020-07-02
Document Control Center

Prepared by : Jane

Designed by : Peter

Checked by : Mike

Approved by : Herbert

TITLE: 1.6x0.8x0.3(mm) Bluetooth Chip Antenna (AA080) Engineering Specification

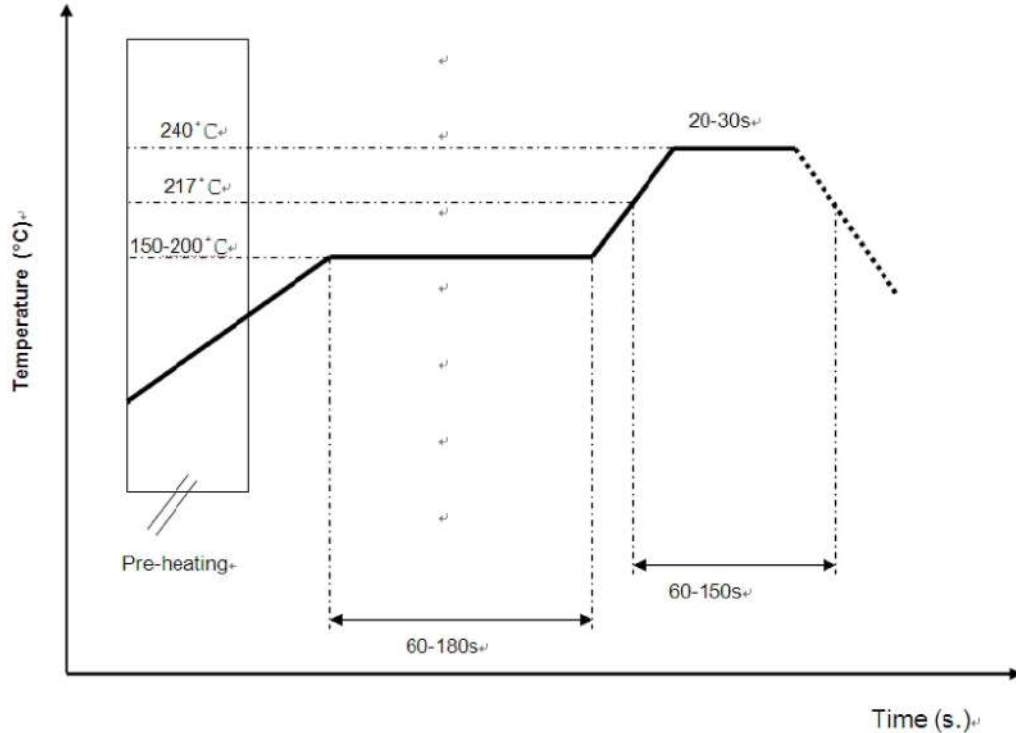
DOCUMENT NO.

H2UB4K1H1B0100

REV. G

9. Soldering Conditions:

9-1. Typical Soldering Profile for Lead-free Process



*Recommended solder paste alloy: SAC305 (Sn96.5 /Ag3 /Cu0.5) Lead Free solder paste.

10. Reminders for users of Unictron's AA080 ceramic chip antennas

- 10-1. This chip antenna is made of ceramic materials which are relatively more rigid and brittle compared to printed circuit board materials. Bending of circuit board at the locations where chip antenna is mounted may cause the cracking of solder joints or antenna itself.
- 10-2. Punching/cutting of the break-off tab of PCB panel may cause severe bending of the circuit board which may result in cracking of solder joints or chip antenna itself. Therefore break-off tab shall be located away from the installation site of chip antenna.
- 10-3. Be cautious when ultrasonic welding process needs to be used near the locations where chip antennas are installed. Strong ultrasonic vibration may cause the cracking of chip antenna solder joints.

Unictron
Technologies Corp.
2020-07-02
Document
Control Center



詠業科技股份有限公司
Unictron Technologies Corporation
Website: www.unictron.com

THIS DRAWINGS AND SPECIFICATIONS ARE THE PROPERTY OF UNICTRON TECHNOLOGIES CORPORATION AND SHALL NOT BE REPRODUCED OR USED AS THE BASIS FOR THE MANUFACTURE OR SALE OF APPARATUS OR DEVICES WITHOUT PERMISSION

Prepared by : Jane

Designed by : Peter

Checked by : Mike

Approved by : Herbert

TITLE: 1.6x0.8x0.3(mm) Bluetooth Chip Antenna
(AA080) Engineering Specification

DOCUMENT
NO.

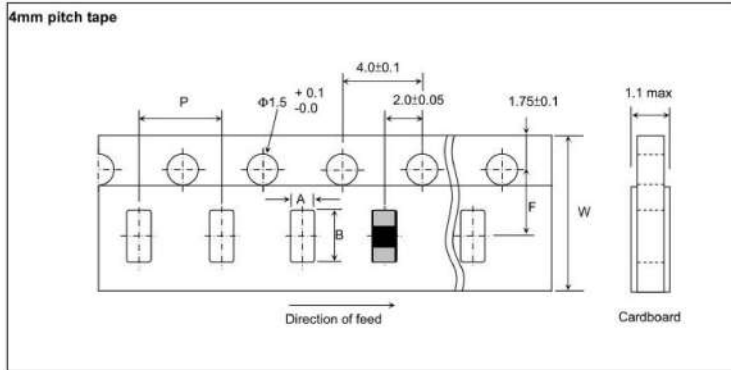
H2UB4K1H1B0100

REV.
G

11. Packing:

- (1) Quantity/Reel: 5000pcs/Reel
- (2) Cardboard tape:

a. Tape Drawing



b. Tape Dimensions (unit: mm)

Feature	Specifications	Tolerances
A	1.1	±0.20
B	1.9	±0.20
F	3.5	±0.05
P	4	±0.10
W	8	±0.20

1. Material: ■Cardboard

12. Operating & Storage Conditions

12-1. Operating

- (1) Maximum Input Power: 2 W
- (2) Operating Temperature: -40°C to 85°C

12-2. Storage

- (1) Storage Temperature: -5°C to 40°C
- (2) Relative Humidity: 20% to 70%
- (3) Shelf Life: 1 year

13. Notice

- (1) Installation Guide:

Please refer to Unictron's application note "General guidelines for the installation of Unictron's chip antennas" for further information.

- (2) All specifications are subject to change without notice.

Unictron
Technologies Corp.
2020-07-02
Document
Control Center



詠業科技股份有限公司
Unictron Technologies Corporation
Website: www.unictron.com

THIS DRAWINGS AND SPECIFICATIONS ARE THE PROPERTY OF UNICTRON TECHNOLOGIES CORPORATION AND SHALL NOT BE REPRODUCED OR USED AS THE BASIS FOR THE MANUFACTURE OR SALE OF APPARATUS OR DEVICES WITHOUT PERMISSION

Prepared by : Jane

Designed by : Peter

Checked by : Mike

Approved by : Herbert

TITLE: 1.6x0.8x0.3(mm) Bluetooth Chip Antenna
(AA080) Engineering Specification

DOCUMENT
NO.

H2UB4K1H1B0100

REV.
G