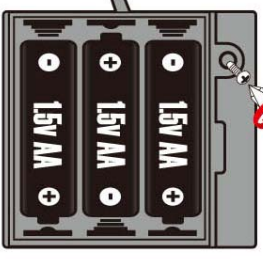


Tune Up Veer

REQUIRES 3 x "AA" (1.5V) SIZE BATTERIES (NOT INCLUDED)

1. Remove the screw counter-clockwise and slide the battery compartment door off.
2. Insert 3 "AA" (1.5V) batteries as illustrated.
3. Replace battery compartment door and secure the screw clock-wise.

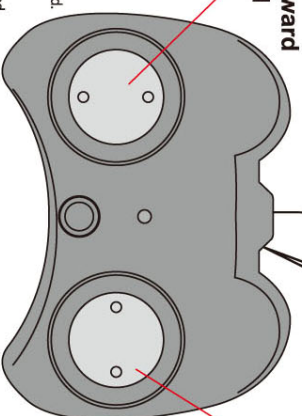


- WARNING:**
- Non-rechargeable batteries are not to be recharged.
 - Rechargeable batteries are only to be charged under adult supervision.
 - Different types of batteries or new and used batteries are not to be mixed.
 - Only batteries of the same or equivalent type as recommended are to be used.
 - Batteries are to be inserted with the correct polarity.
 - Exhausted batteries are to be removed from the toy.
 - The supply terminals are not to be short-circuited.
 - Do not mix old and new batteries.
 - Do not mix alkaline, standard (carbon-zinc), or rechargeable (nickel-cadmium) batteries.
 - Do not dispose of batteries in fire, batteries may explode or leak.

ON/OFF Switch

Antenna

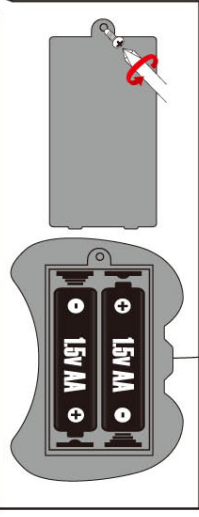
Speed up Forward Backward



Steer Left And Right

REQUIRES 2 x "AA" (1.5V) SIZE BATTERIES (NOT INCLUDED)

1. Remove the screw counter-clockwise and slide the battery compartment door off.
2. Insert 2 "AA" (1.5V) batteries as illustrated.
3. Replace battery compartment door and secure the screw clock-wise.



FCC ID: 2A15408202120160719
 FCC ID: 2A15408202120160718

Any Changes or modifications not expressly approved by the party responsible for compliance could void the user's authority to operate the equipment.

This device complies with part 15 of the FCC Rules. Operation is subject to the following two conditions: (1) This device may not cause harmful interference, (2) This device must accept any interference received, including interference that may cause undesired operation.

Note: This equipment has been tested and found to comply with the limits for a Class B digital device, pursuant to part 15 of the FCC Rules. These limits are designed to provide reasonable protection against harmful interference in a residential installation. This equipment generates, uses and can radiate radio frequency energy and, if not installed and used in accordance with the instructions, may cause harmful interference to radio communications. However, there is no guarantee that interference will not occur in a particular installation. If this equipment does cause harmful interference to radio or television reception, which can be determined by turning the equipment off and on, the user is encouraged to try to correct the interference by one or more of the following measures:

- Reorient or relocate the receiving antenna.
- Increase the separation between the equipment and receiver.
- Connect the equipment into an outlet on a circuit different from that to which the receiver is connected.
- Consult the dealer or an experienced radio/TV technician for help.