

XSCS Universal Remote Key User Manual



Overview:

XSCS Universal Remote Key is suitable for vehicle which contains the Xhorse receiver.

Note: The operating temperature of the product is -20-50°C.

Button description:




Item	Description
1	Lock button of car
2	Unlock button of car
3	Unlock button of car trunk
4	Panic button of car

Change battery:


First use or when the battery runs out need to change new battery, following steps:




1 Press the back side button for loose the mechanical key holder



2 Use the tool into the gap to separate the shell



3 Take the battery out and replace new one



4 Install the key same as before

Note: The battery type is 2032 with 3V, ensure the positive and negative of battery is correct.

Pairing method:

Pairing with vehicle: Referring to the corresponding vehicle models to match.

FCC statements:

§ 15.19 Labelling requirements.

This device complies with part 15 of the FCC Rules. Operation is subject to the following two conditions:

(1) This device may not cause harmful interference, and (2) this device must accept any interference received, including interference that may cause undesired operation.

§ 15.21 Information to user.

Any Changes or modifications not expressly approved by the party responsible for compliance could void the user's authority to operate the equipment.

§ 15.105 Information to the user.

Note: This equipment has been tested and found to comply with the limits for a Class B digital device, pursuant to part 15 of the FCC Rules. These limits are designed to provide reasonable protection against harmful interference in a residential installation. This equipment generates uses and can radiate radio frequency energy and, if not installed and used in accordance with the instructions, may cause harmful interference to radio communications. However, there is no guarantee that interference will not occur in a particular installation. If this equipment does cause harmful interference to radio or television reception, which can be determined by turning the equipment off and on, the user is encouraged to try to correct the interference by one or more of the following measures:

- Reorient or relocate the receiving antenna.
- Increase the separation between the equipment and receiver.
- Connect the equipment into an outlet on a circuit different from that to which the receiver is connected.
- Consult the dealer or an experienced radio/TV technician for help.

*RF warning for Portable device:

The device has been evaluated to meet general RF exposure requirement. The device can be used in portable exposure condition without restriction.

CE & UKCA statements:

Frequency Band(s)

This device operates with the following frequency bands and maximum frequency power.

Note: The product is compliant with these power limits required by the European Union. Frequency bands supported by the product vary by model.

RFID (433.92 MHz) Max Pe.r.p. is -32.3 dBm.

EU & UKCA DECLARATION OF CONFORMITY



Hereby, Shenzhen Xhorse Electronics Co., Ltd. declare that Universal Remote Key with model XSCS is in compliance with Directive 2014/53/EU, 2011/65/EU and RER 2017 (SI2017/1206).