

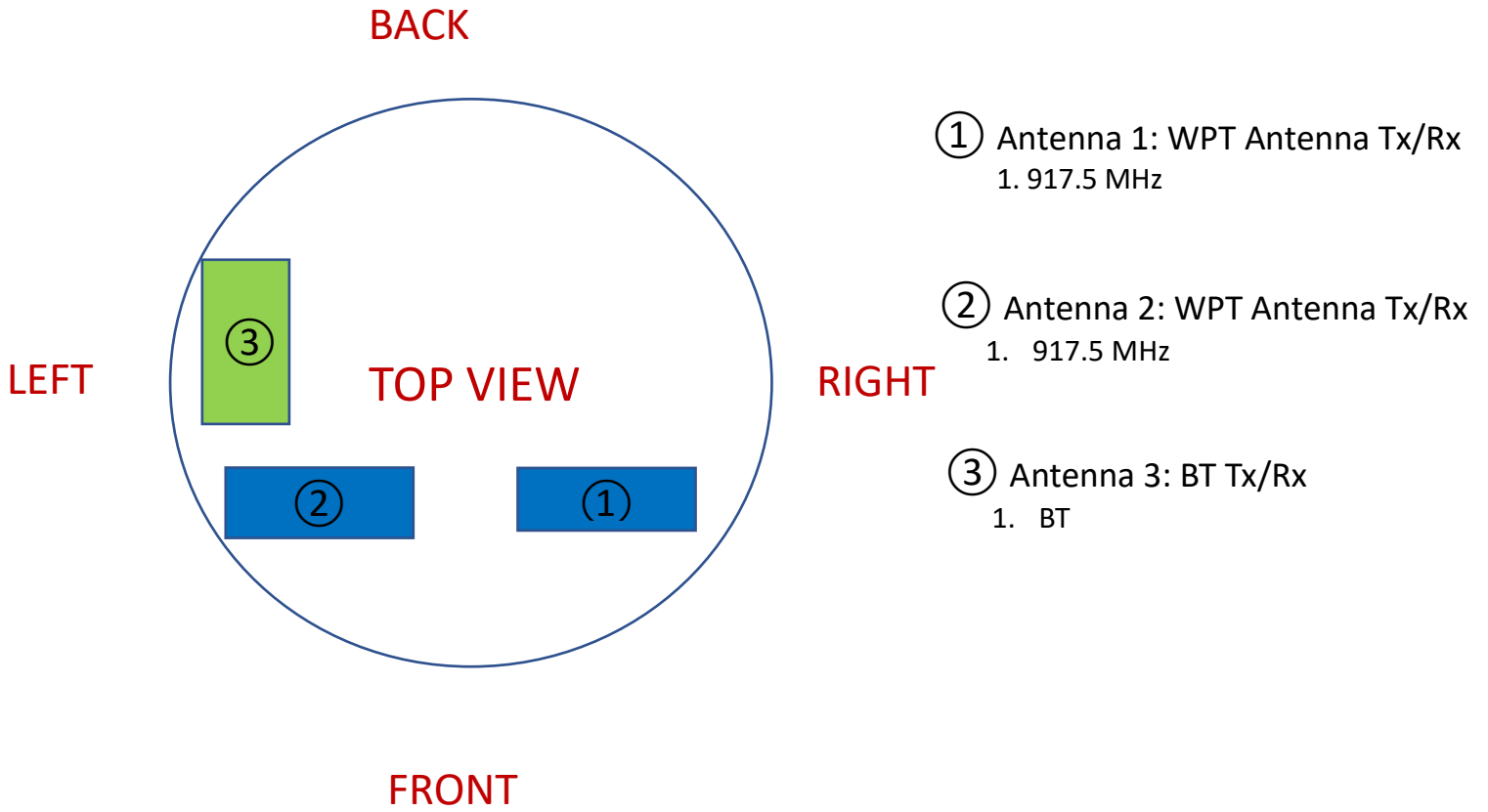



APPENDIX E: DUT ANTENNA DIAGRAM & SAR TEST SETUP PHOTOGRAPHS

FCC ID: 2A14Q-SBW	 PCTEST <small>Proud to be part of</small> 	SAR EVALUATION REPORT	Approved by: Quality Manager
Test Dates: 09/09/2020	DUT Type: Desktop Wireless Charger		APPENDIX E: Page 1 of 5




**Figure E-1
DUT Antenna Locations**


FCC ID: 2A14Q-SBW	 SAR EVALUATION REPORT	Approved by: Quality Manager
Test Dates: 09/09/2020	DUT Type: Desktop Wireless Charger	APPENDIX E: Page 2 of 5




SAR Test Setup Photo 1: Top side at 0 mm



SAR Test Setup Photo 2: Back side at 0 mm


FCC ID: 2A14Q-SBW	 SAR EVALUATION REPORT	Approved by: Quality Manager
Test Dates: 09/09/2020	DUT Type: Desktop Wireless Charger	APPENDIX E: Page 3 of 5



SAR Test Setup Photo 3: Front side at 0 mm





SAR Test Setup Photo 4: Right side at 0 mm

FCC ID: 2A14Q-SBW	 SAR EVALUATION REPORT	Approved by: Quality Manager
Test Dates: 09/09/2020	DUT Type: Desktop Wireless Charger	APPENDIX E: Page 4 of 5



SAR Test Setup Photo 5: Left side at 0 mm

FCC ID: 2A14Q-SBW	 PCTEST <small>Proud to be part of</small> 	SAR EVALUATION REPORT	Approved by: Quality Manager
Test Dates: 09/09/2020	DUT Type: Desktop Wireless Charger		APPENDIX E: Page 5 of 5