



## 12. SETUP PHOTOS

### ANTENNA PORT CONDUCTED RF MEASUREMENT SETUP



FRONT PHOTO

### AC MAINS LINE CONDUCTED EMISSIONS




FRONT PHOTO (AC/DC ADAPTER)



BACK PHOTO (AC/DC ADAPTER)

**3 METER RADIATED SPURIOUS EMISSIONS BELOW 30MHz**




FRONT PHOTO




BACK PHOTO

**3 METER RADIATED SPURIOUS EMISSIONS 30MHz TO 1GHz**




FRONT PHOTO



BACK PHOTO

**3 METER RADIATED SPURIOUS EMISSIONS 1GHz TO 18GHz**



FRONT PHOTO



BACK PHOTO

**END OF TEST REPORT**