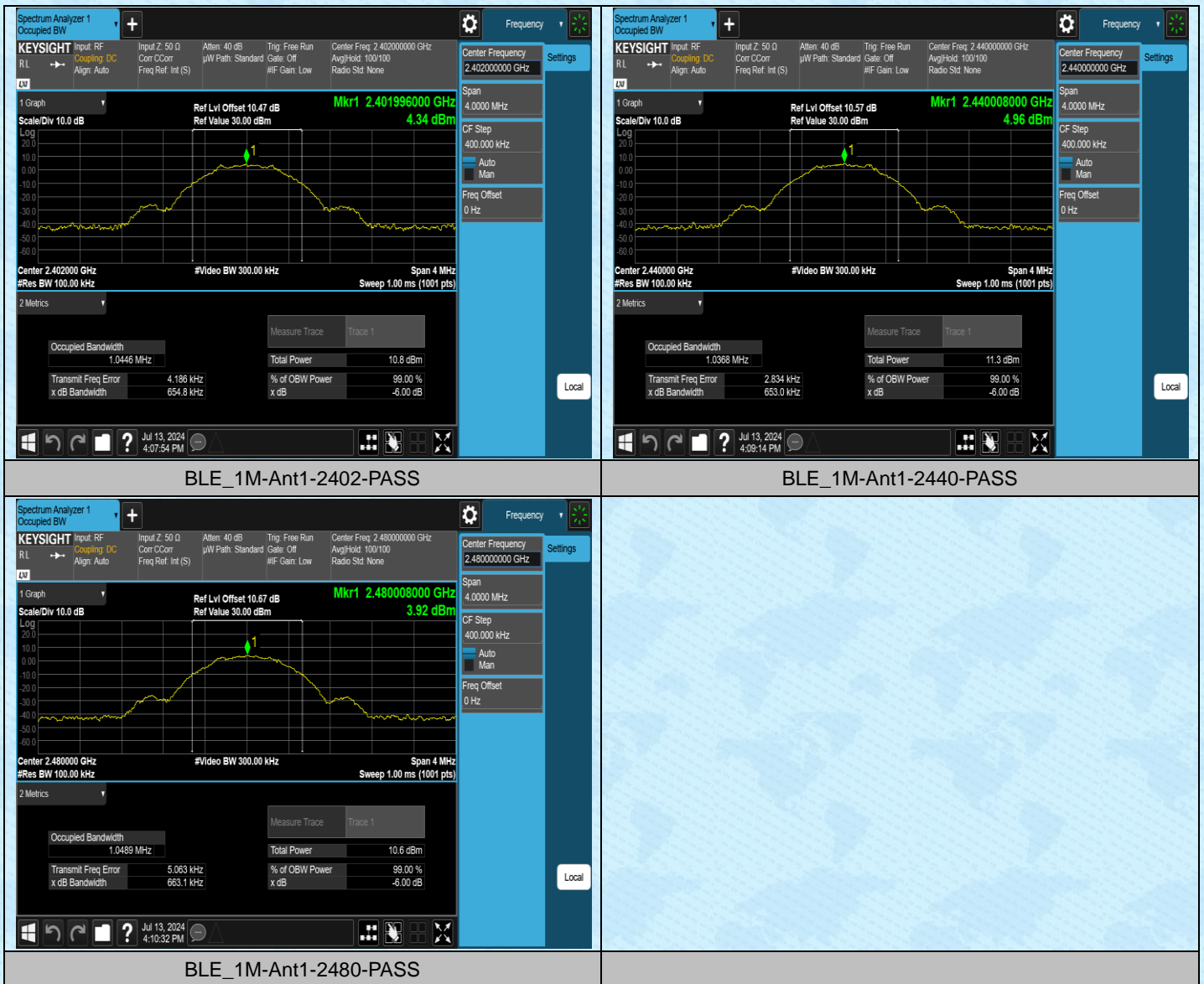


AppendixA: DTS Bandwidth

Test Result

Test Mode	Antenna	Frequency[MHz]	DTS BW [MHz]	Limit[MHz]	Verdict
BLE_1M	Ant1	2402	0.6548	0.5	PASS
BLE_1M	Ant1	2440	0.6530	0.5	PASS
BLE_1M	Ant1	2480	0.6631	0.5	PASS

Test Graphs

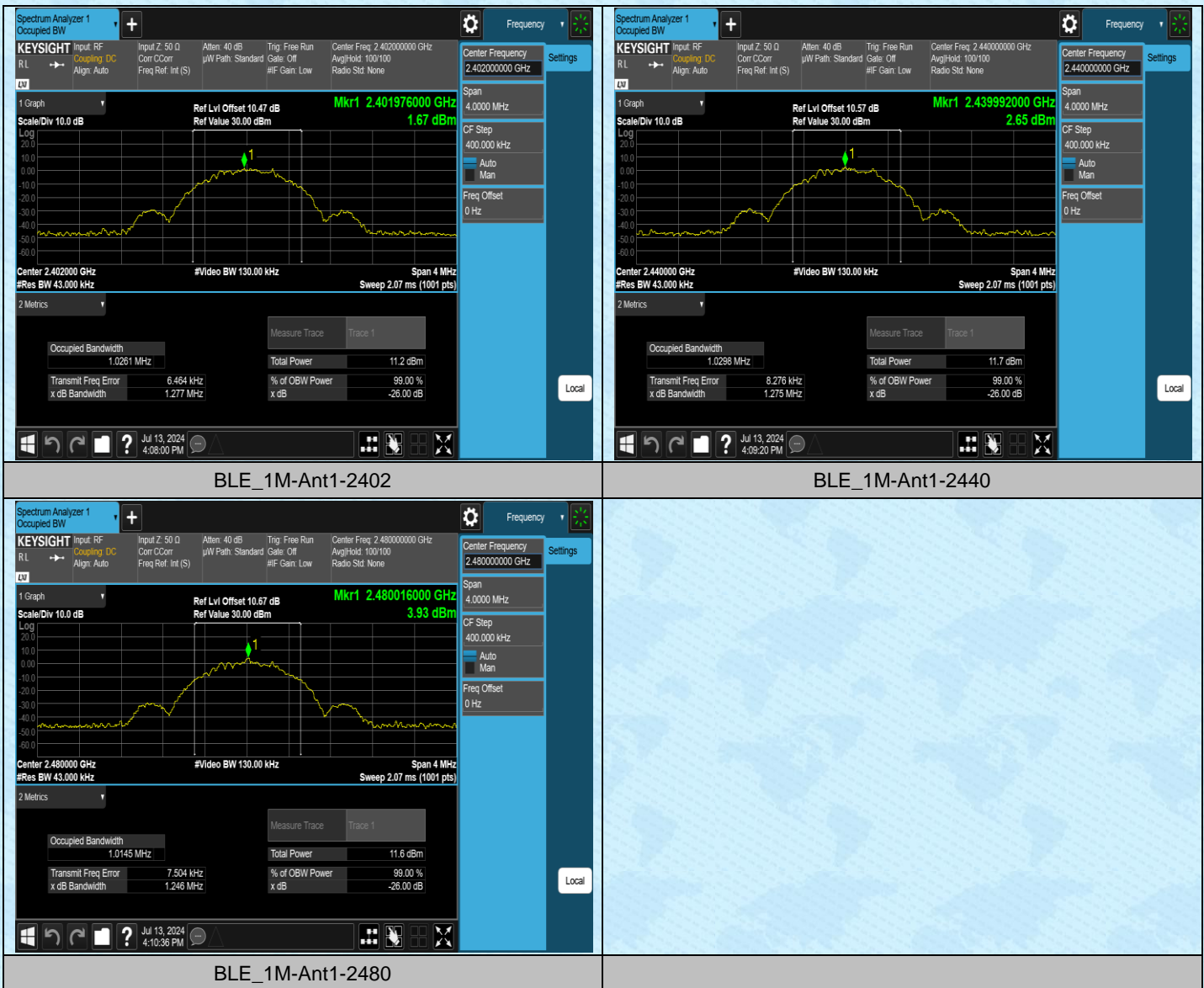


AppendixB: Occupied Channel Bandwidth

Test Result

Test Mode	Antenna	Frequency[MHz]	OCB [MHz]	FL[MHz]	FH[MHz]	Limit[MHz]	Verdict
BLE_1M	Ant1	2402	1.0261	2401.4934	2402.5195	---	---
BLE_1M	Ant1	2440	1.0298	2439.4934	2440.5232	---	---
BLE_1M	Ant1	2480	1.0145	2479.5003	2480.5148	---	---

Test Graphs

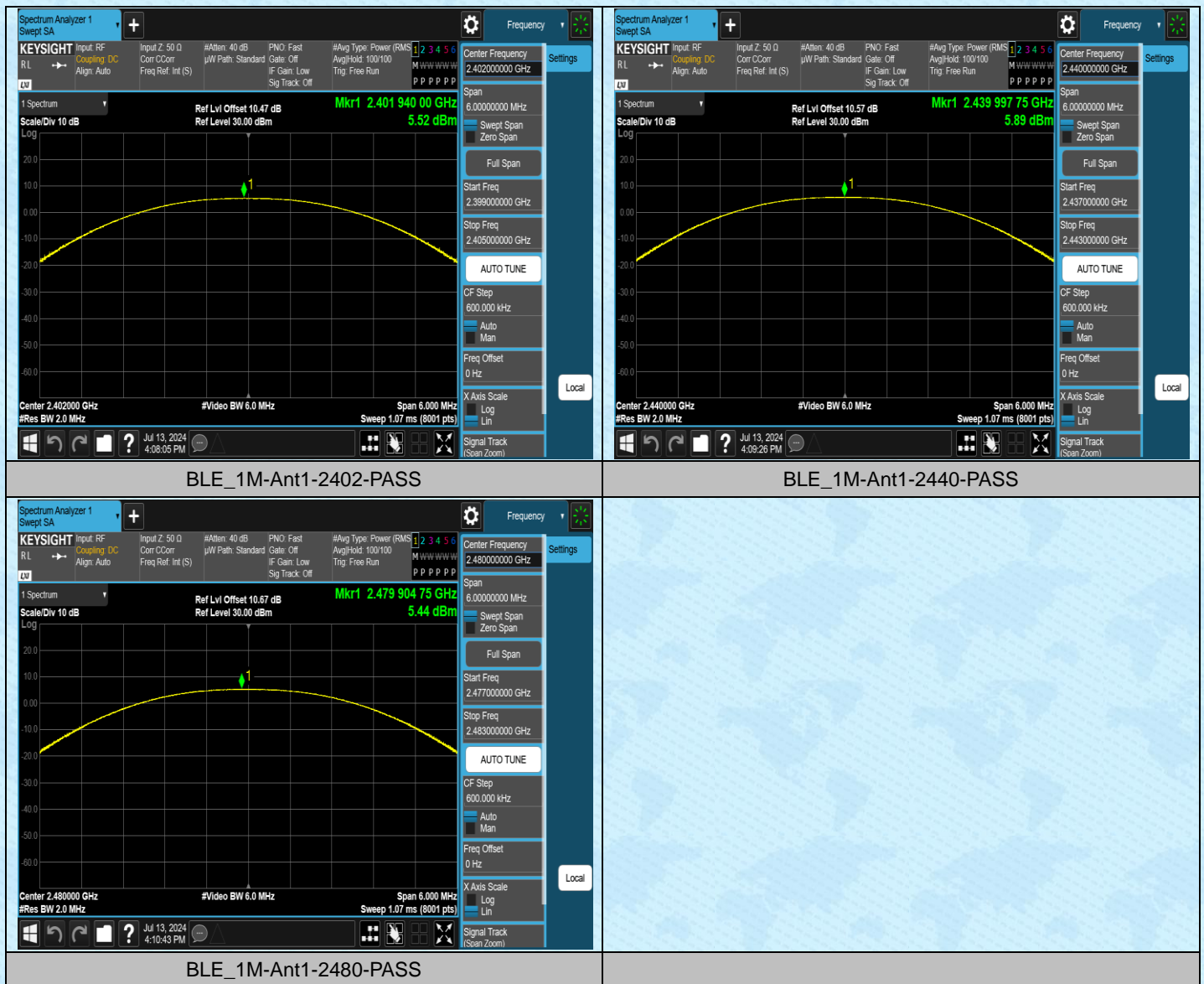


AppendixC: Maximum conducted output power

Test Result

Test Mode	Antenna	Frequency[MHz]	Conducted Peak Power[dBm]	Conducted Limit[dBm]	Verdict
BLE_1M	Ant1	2402	5.52	≤30	PASS
BLE_1M	Ant1	2440	5.89	≤30	PASS
BLE_1M	Ant1	2480	5.44	≤30	PASS

Test Graphs

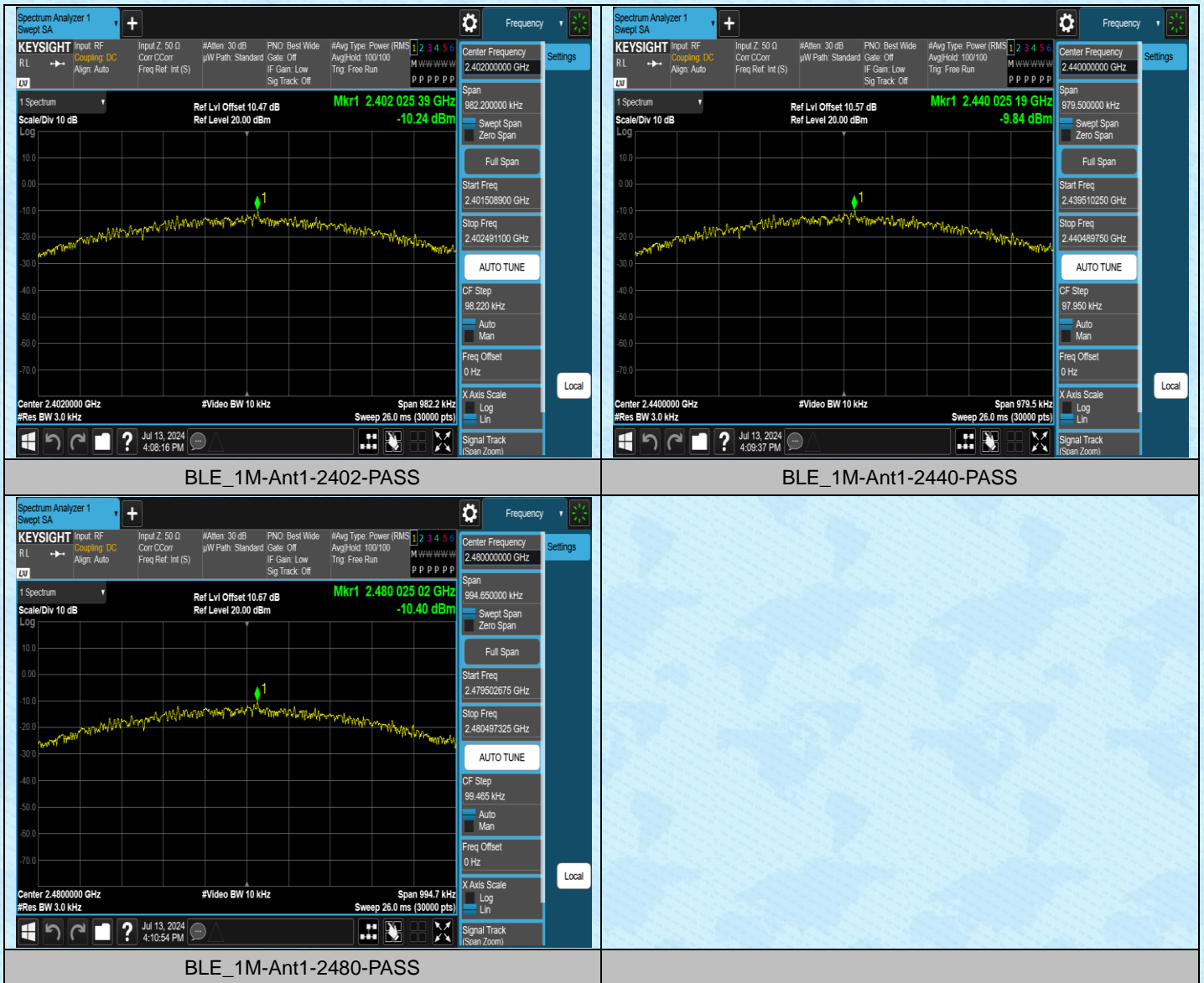


AppendixD: Maximum power spectral density

Test Result

Test Mode	Antenna	Frequency[MHz]	Result[dBm/3kHz]	Limit[dBm/3kHz]	Verdict
BLE_1M	Ant1	2402	-10.24	≤8.00	PASS
BLE_1M	Ant1	2440	-9.84	≤8.00	PASS
BLE_1M	Ant1	2480	-10.4	≤8.00	PASS

Test Graphs

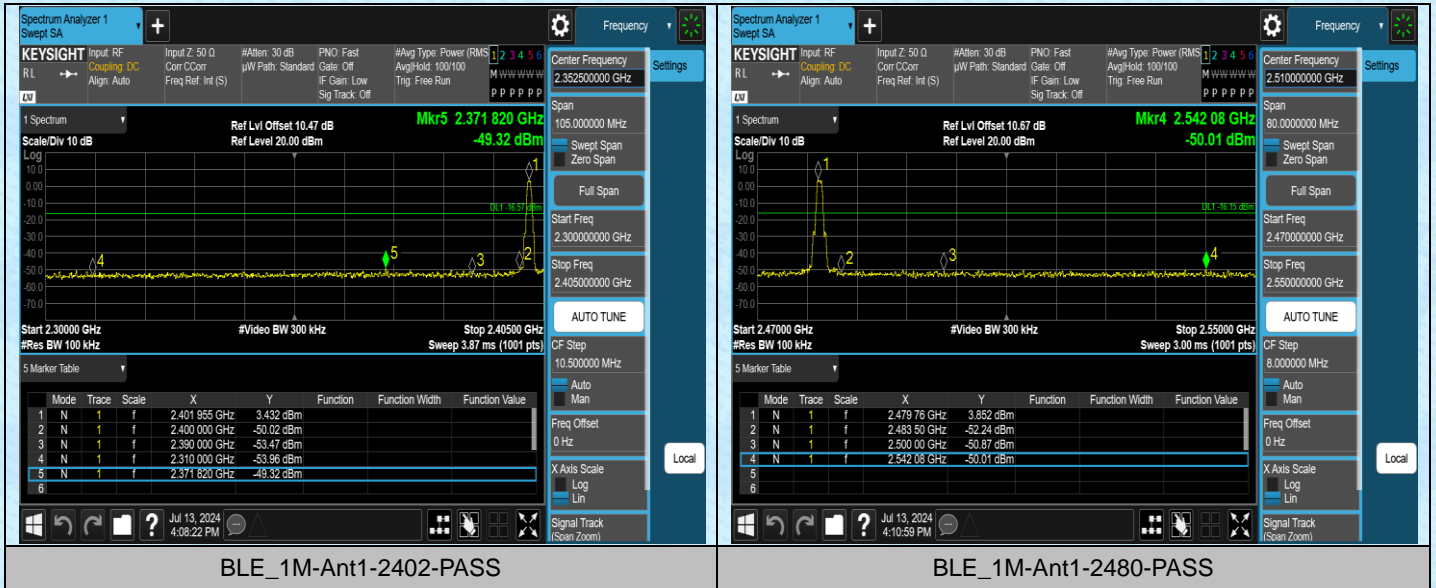


Appendix E: Band edge measurements

Test Result

Test Mode	Antenna	Channel	Frequency[MHz]	RefLevel[dBm]	Result[dBm]	Limit[dBm]	Verdict
BLE_1M	Ant1	Low	2402	3.43	-49.32	≤-16.57	PASS
BLE_1M	Ant1	High	2480	3.85	-50.01	≤-16.15	PASS

Test Graphs

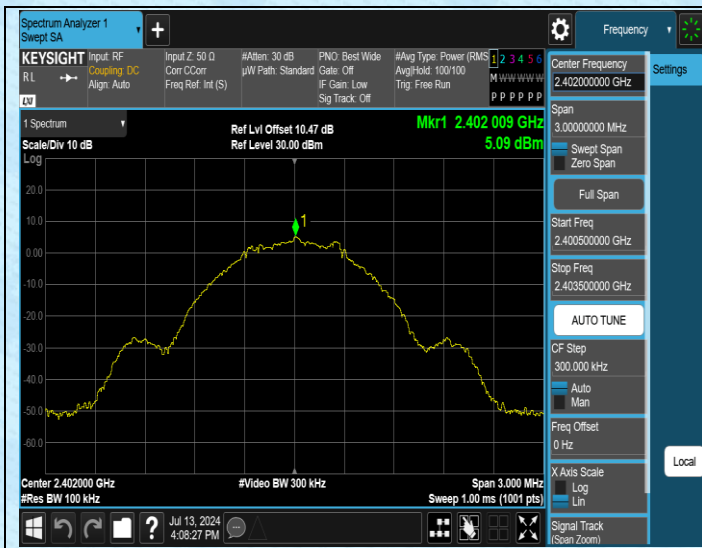


AppendixF:Conducted Spurious Emission

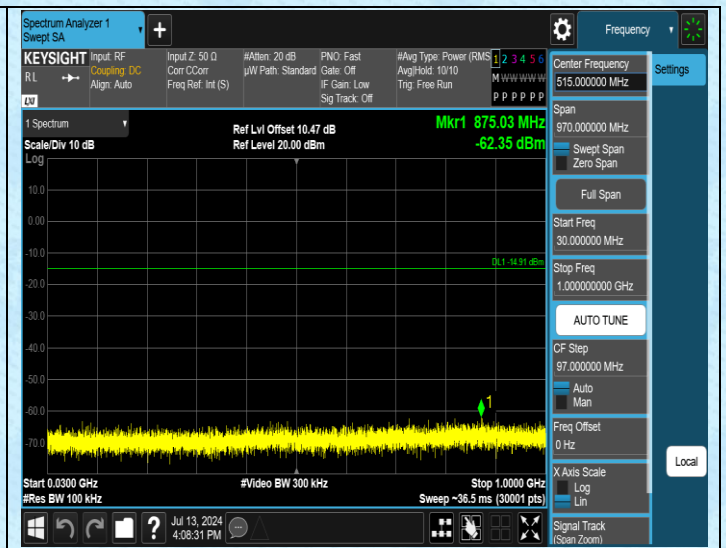
Test Result

Test Mode	Antenna	Frequency[MHz]	FreqRange [MHz]	RefLevel [dBm]	Result[dBm]	Limit[dBm]	Verdict
BLE_1M	Ant1	2402	0~Reference	5.09	5.09	---	PASS
BLE_1M	Ant1	2402	30~1000	5.09	-62.35	≤-14.91	PASS
BLE_1M	Ant1	2402	1000~26500	5.09	-50.02	≤-14.91	PASS
BLE_1M	Ant1	2440	0~Reference	5.00	5.00	---	PASS
BLE_1M	Ant1	2440	30~1000	5.00	-62.39	≤-15	PASS
BLE_1M	Ant1	2440	1000~26500	5.00	-50.47	≤-15	PASS
BLE_1M	Ant1	2480	0~Reference	5.00	5.00	---	PASS
BLE_1M	Ant1	2480	30~1000	5.00	-62.78	≤-15	PASS
BLE_1M	Ant1	2480	1000~26500	5.00	-49.74	≤-15	PASS

Test Graphs



BLE_1M-Ant1-2402-0~Reference-PASS



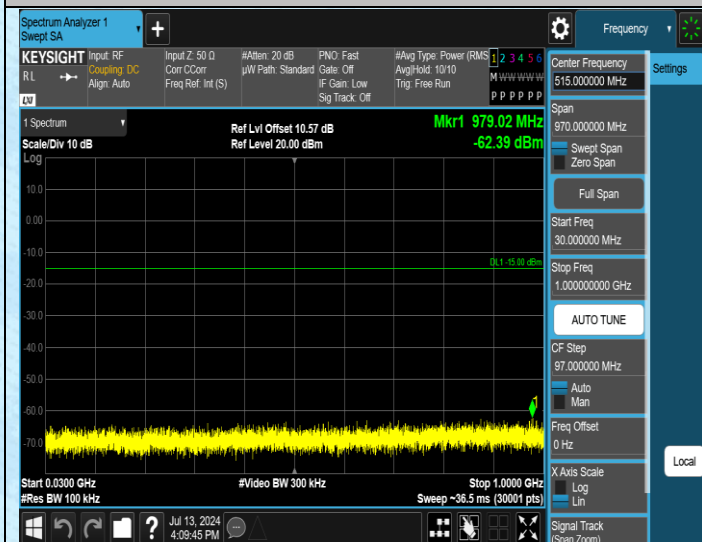
BLE_1M-Ant1-2402-30~1000-PASS



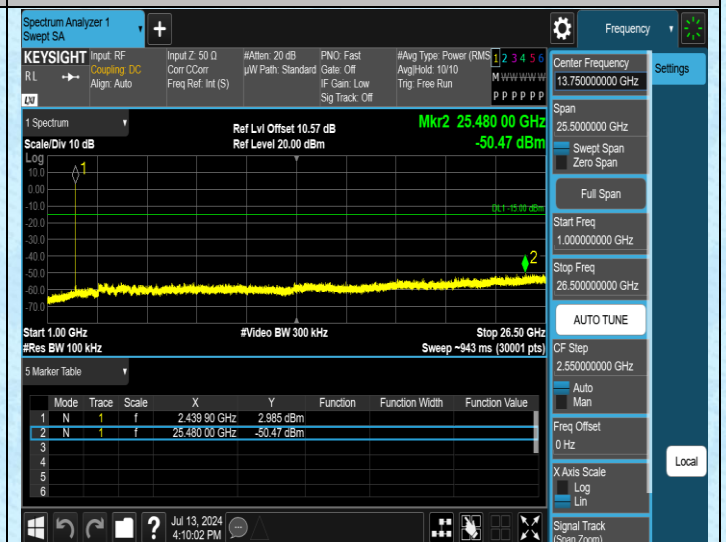
BLE_1M-Ant1-2402-1000~26500-PASS



BLE_1M-Ant1-2440-0~Reference-PASS



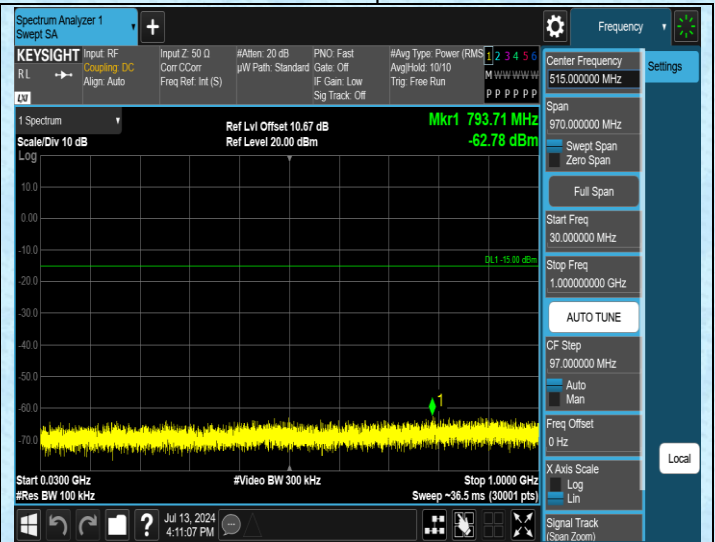
BLE_1M-Ant1-2440-30~1000-PASS



BLE_1M-Ant1-2440-1000~26500-PASS




BLE_1M-Ant1-2480-0~Reference-PASS



BLE_1M-Ant1-2480-30~1000-PASS



BLE_1M-Ant1-2480-1000~26500-PASS

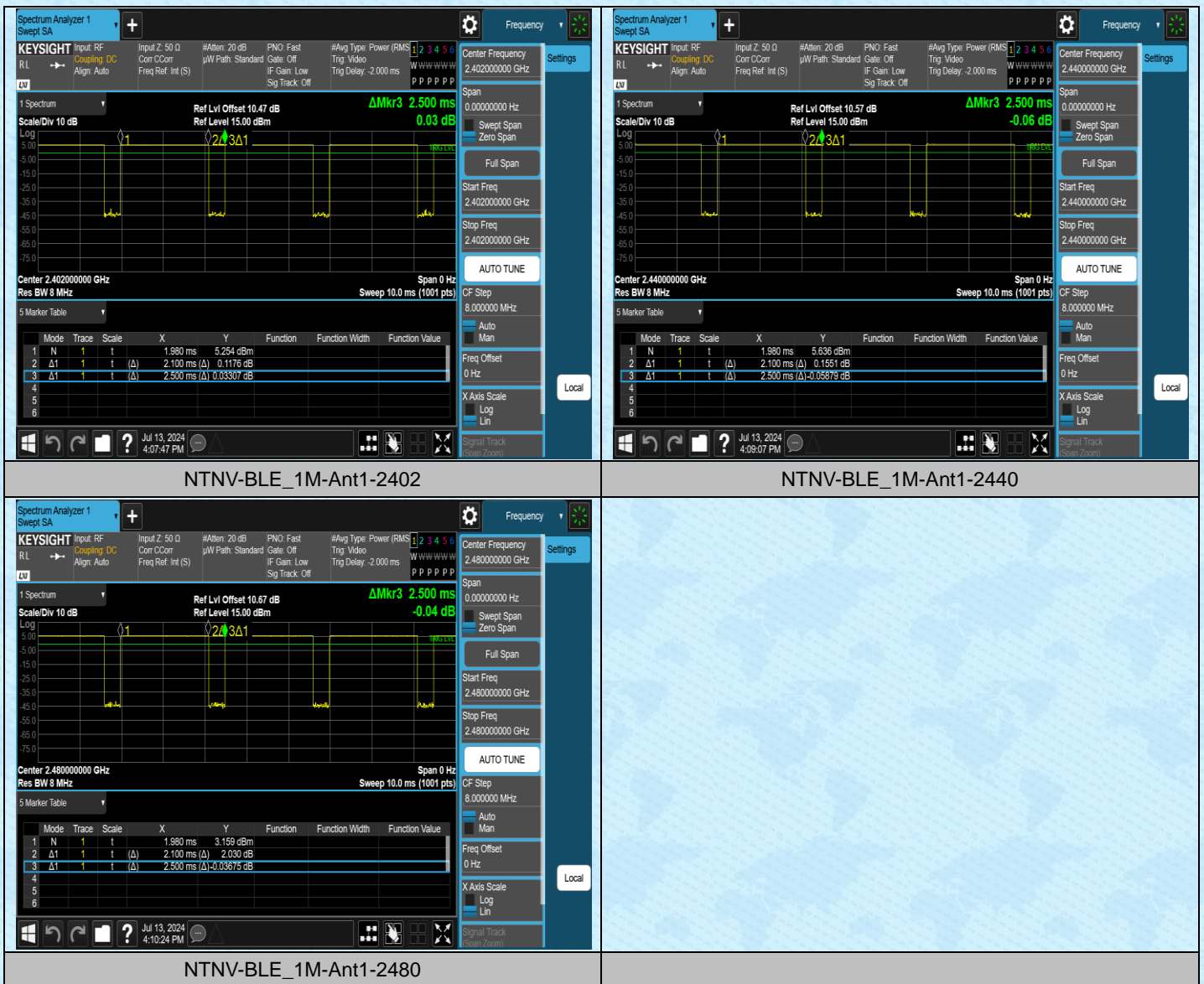


AppendixG: Duty Cycle

Test Result

Test Mode	Antenna	Frequency[MHz]	ON Time [ms]	Period [ms]	Duty Cycle [%]	Duty Cycle Factor[dB]
BLE_1M	Ant1	2402	2.10	2.50	84.00	0.76
BLE_1M	Ant1	2440	2.10	2.50	84.00	0.76
BLE_1M	Ant1	2480	2.10	2.50	84.00	0.76

Test Graphs



-----End-----