

7.5.5. Test Result

Product	VR All-In-One Headset	Temperature	23°C
Test Engineer	Will Yan	Relative Humidity	52%
Test Site	TR3	Test Date	2017/12/09

Test Mode	Data Rate (Mbps)	Channel No.	Frequency (MHz)	Limit	Result
Ant 2 / Ant 1 + 2					
802.11b	1Mbps	01	2412	20dBc	Pass
802.11b	1Mbps	06	2437	20dBc	Pass
802.11b	1Mbps	11	2462	20dBc	Pass
802.11g	6Mbps	01	2412	20dBc	Pass
802.11g	6Mbps	06	2437	20dBc	Pass
802.11g	6Mbps	11	2462	20dBc	Pass
802.11n-HT20	MCS0	01	2412	20dBc	Pass
802.11n-HT20	MCS0	06	2437	20dBc	Pass
802.11n-HT20	MCS0	11	2462	20dBc	Pass
802.11n-HT40	MCS0	03	2422	20dBc	Pass
802.11n-HT40	MCS0	06	2437	20dBc	Pass
802.11n-HT40	MCS0	09	2452	20dBc	Pass

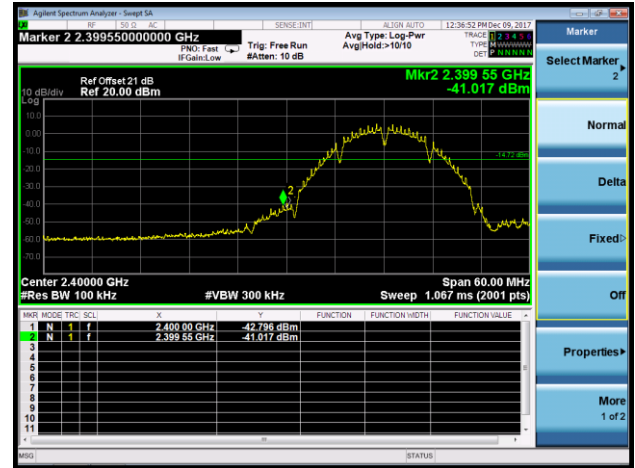
802.11b Out-of-Band Emissions - Ant 2 / Ant 1 + 2

Channel 01 (2412MHz)

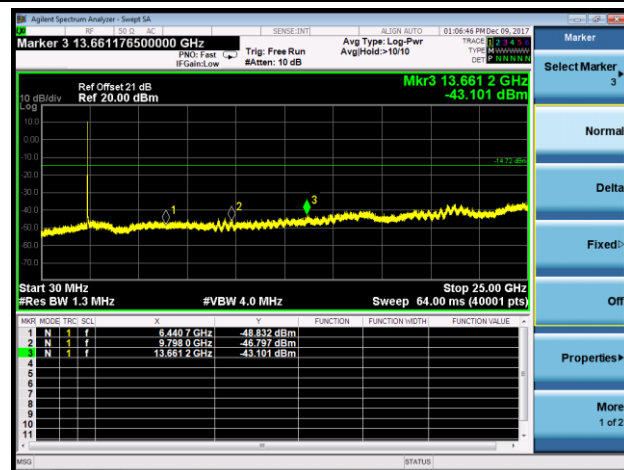
100kHz PSD reference Level



Low Band Edge

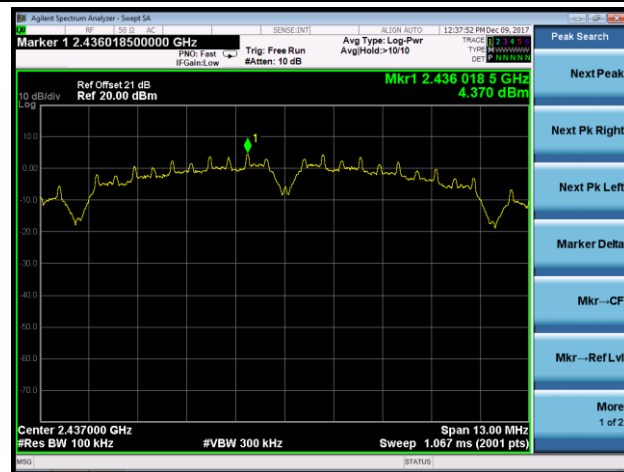


Spurious Emission

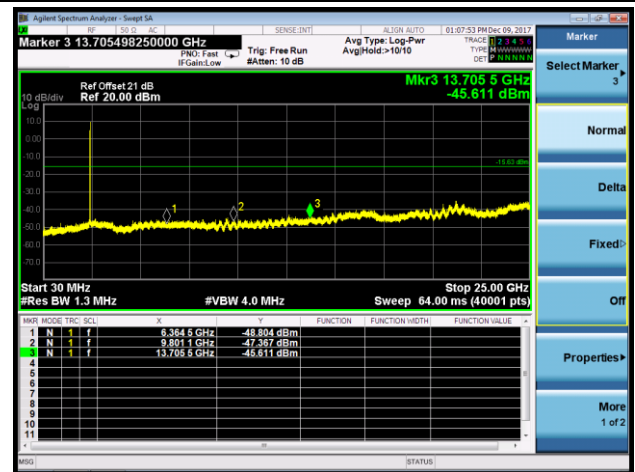


Channel 06 (2437MHz)

100kHz PSD reference Level

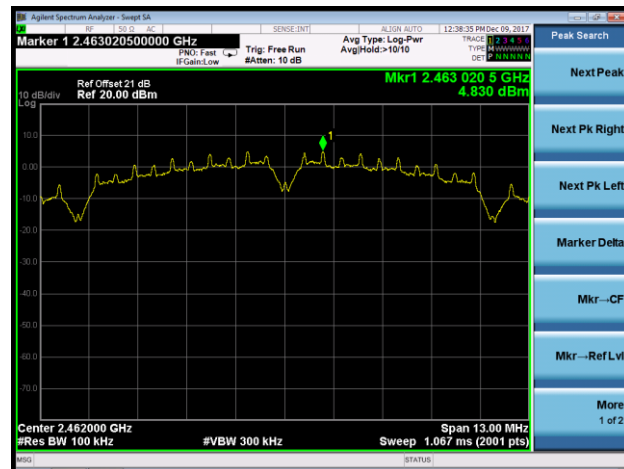


Spurious Emission

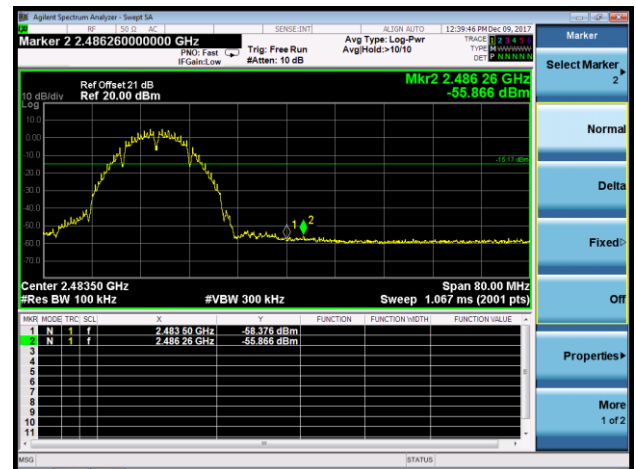


Channel 11 (2462MHz)

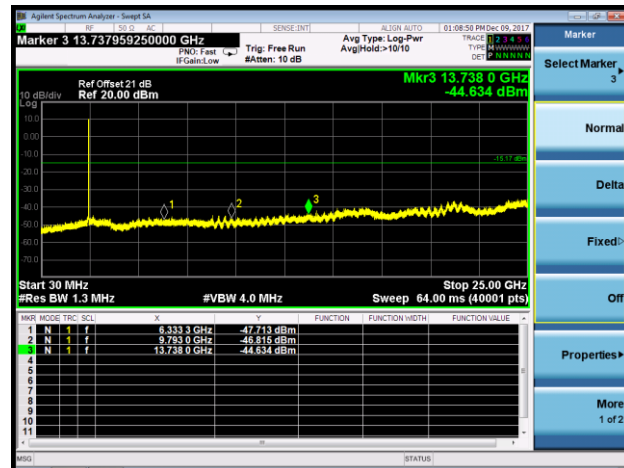
100kHz PSD reference Level



High Band Edge



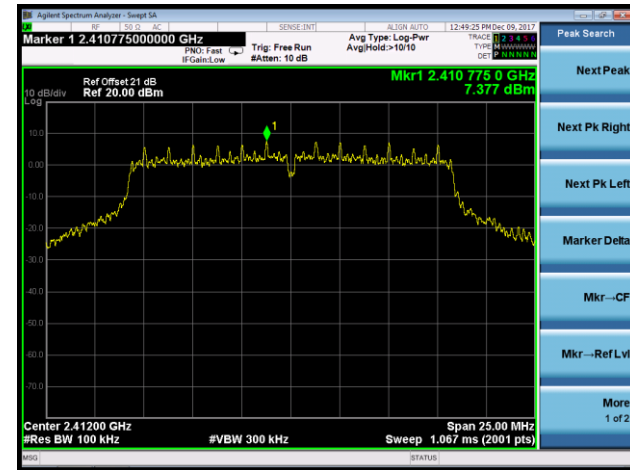
Spurious Emission



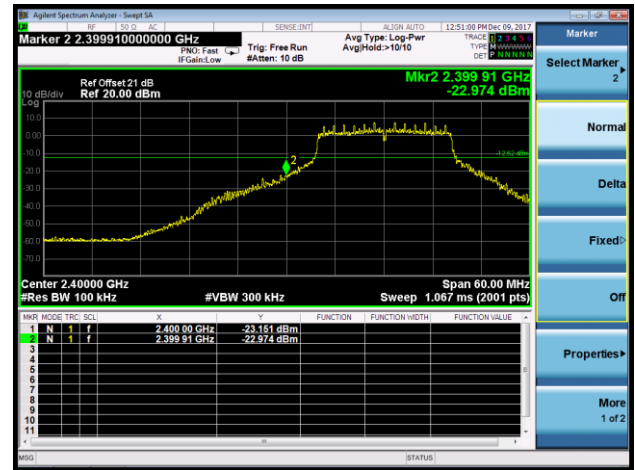
802.11g Out-of-Band Emissions - Ant 2 / Ant 1 + 2

Channel 01 (2412MHz)

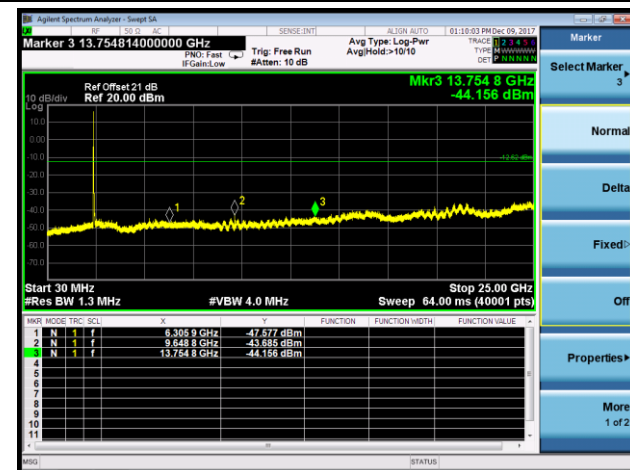
100kHz PSD reference Level



Low Band Edge

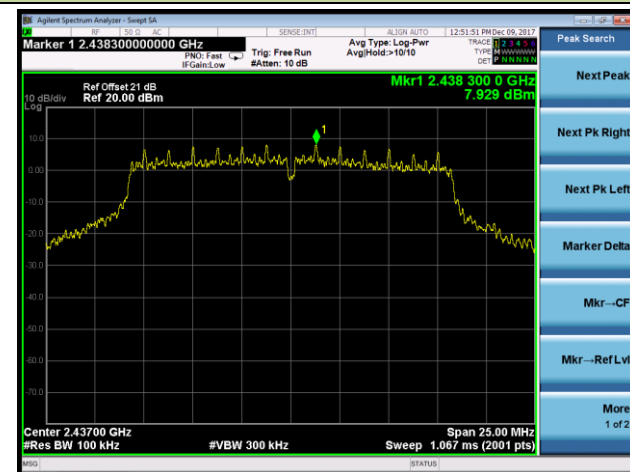


Spurious Emission

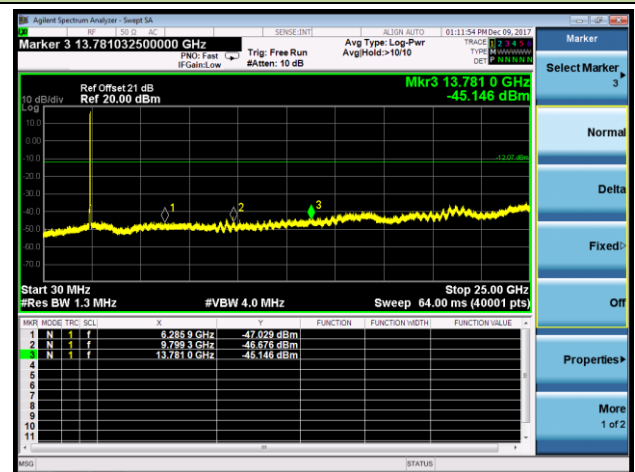


Channel 06 (2437MHz)

100kHz PSD reference Level

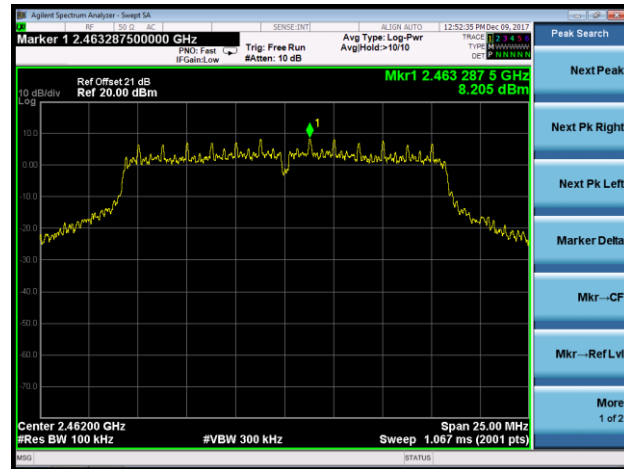


Spurious Emission

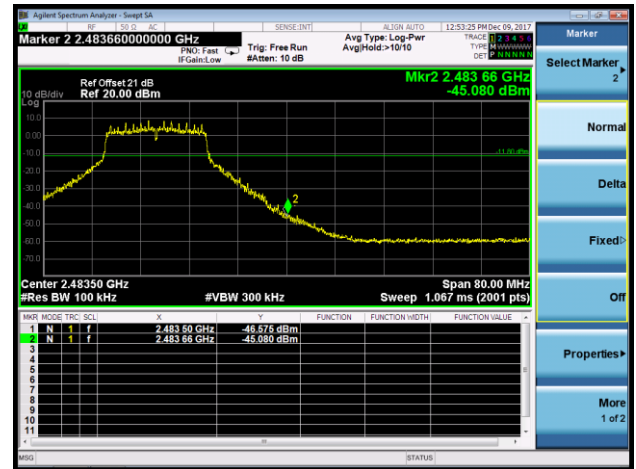


Channel 11 (2462MHz)

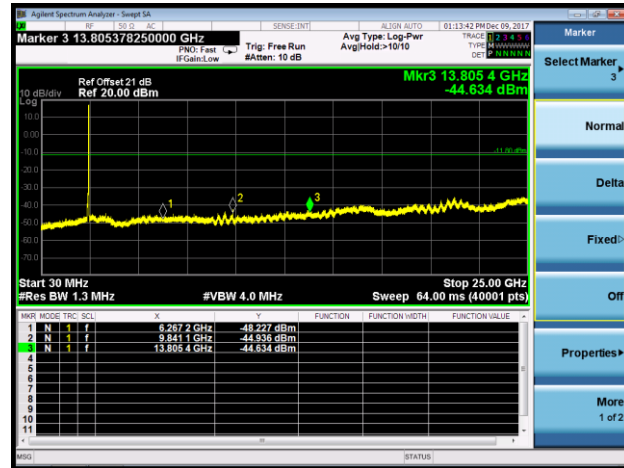
100kHz PSD reference Level



High Band Edge



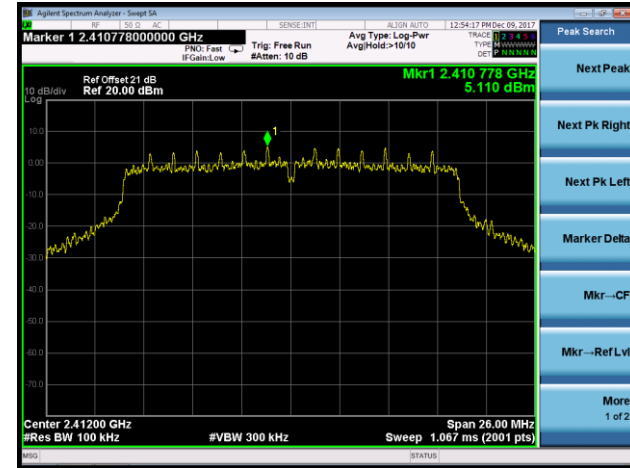
Spurious Emission



802.11n-HT20 Out-of-Band Emissions - Ant 2 / Ant 1 + 2

Channel 01 (2412MHz)

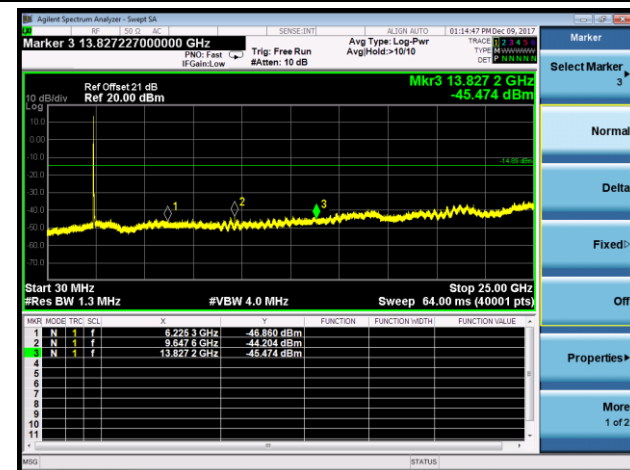
100kHz PSD reference Level



Low Band Edge

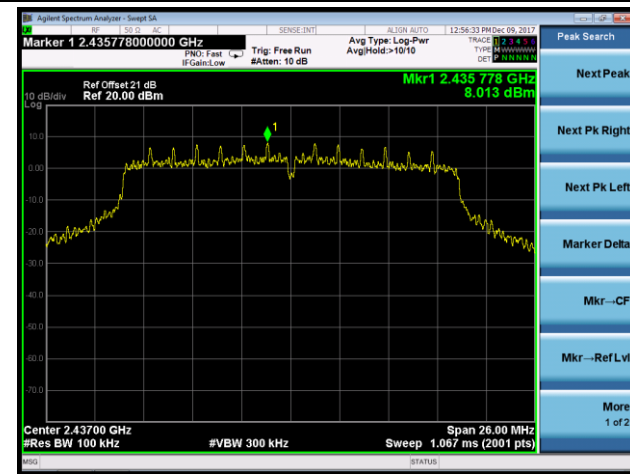


Spurious Emission

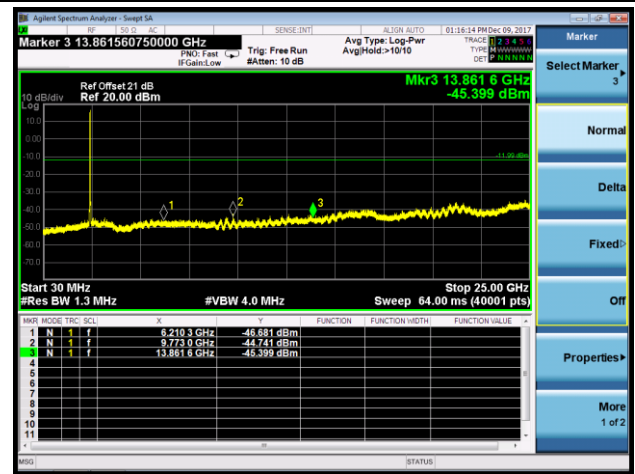


Channel 06 (2437MHz)

100kHz PSD reference Level

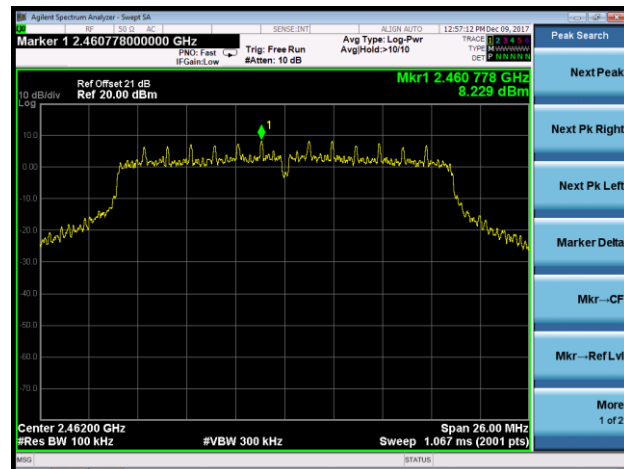


Spurious Emission



Channel 11 (2462MHz)

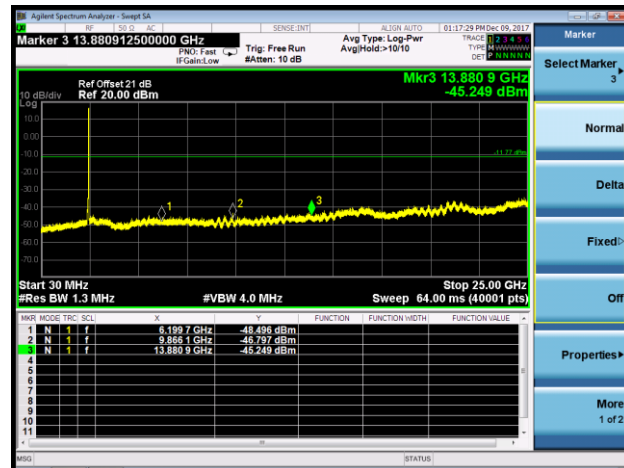
100kHz PSD reference Level



High Band Edge



Spurious Emission



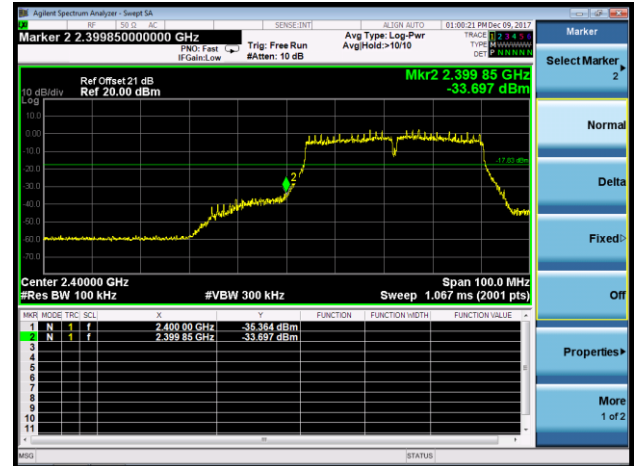
802.11n-HT40 Out-of-Band Emissions - Ant 2 / Ant 1 + 2

Channel 03 (2422MHz)

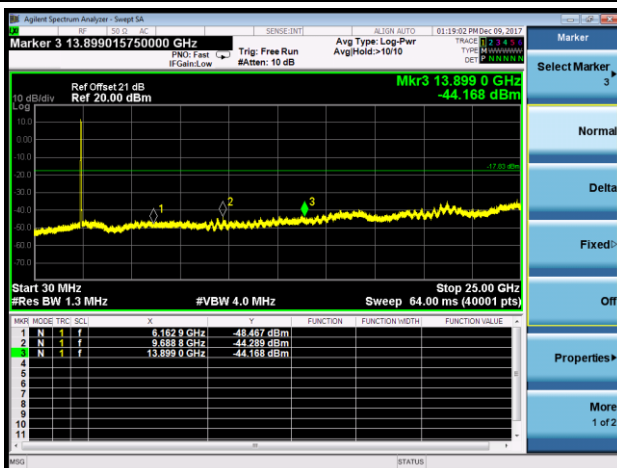
100kHz PSD reference Level



Low Band Edge

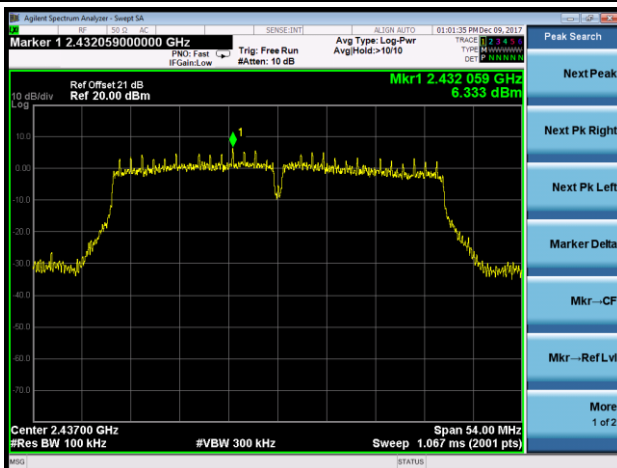


Spurious Emission

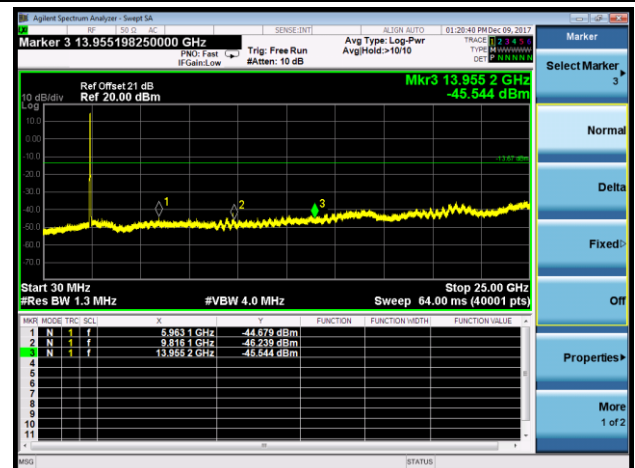


Channel 06 (2437MHz)

100kHz PSD reference Level



Spurious Emission



Channel 09 (2452MHz)

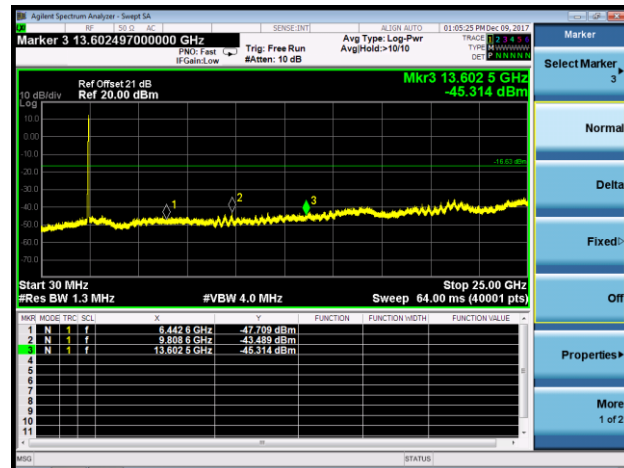
100kHz PSD reference Level



High Band Edge



Spurious Emission



7.6. Radiated Spurious Emission Measurement

7.6.1. Test Limit

All out of band emissions appearing in a restricted band as specified in Section 15.205 of the Title 47 CFR must not exceed the limits shown in Table per Section 15.209.

FCC Part 15 Subpart C Paragraph 15.209		
Frequency [MHz]	Field Strength [V/m]	Measured Distance [Meters]
0.009 - 0.490	2400/F (kHz)	300
0.490 - 1.705	24000/F (kHz)	30
1.705 - 30	30	30
30 - 88	100	3
88 - 216	150	3
216 - 960	200	3
Above 960	500	3

7.6.2. Test Procedure Used

KDB 558074 D01v04 - Section 12.2.3 (quasi-peak measurements)

KDB 558074 D01v04 - Section 12.2.4 (peak power measurements)

KDB 558074 D01v04 - Section 12.2.5 (average power measurements)

7.6.3. Test Setting

Peak Field Strength Measurements

1. Analyzer center frequency was set to the frequency of the radiated spurious emission of interest
2. RBW = as specified in Table 1
3. VBW = 3MHz
4. Detector = peak
5. Sweep time = auto couple

6. Trace mode = max hold
7. Trace was allowed to stabilize

Table 1 - RBW as a function of frequency

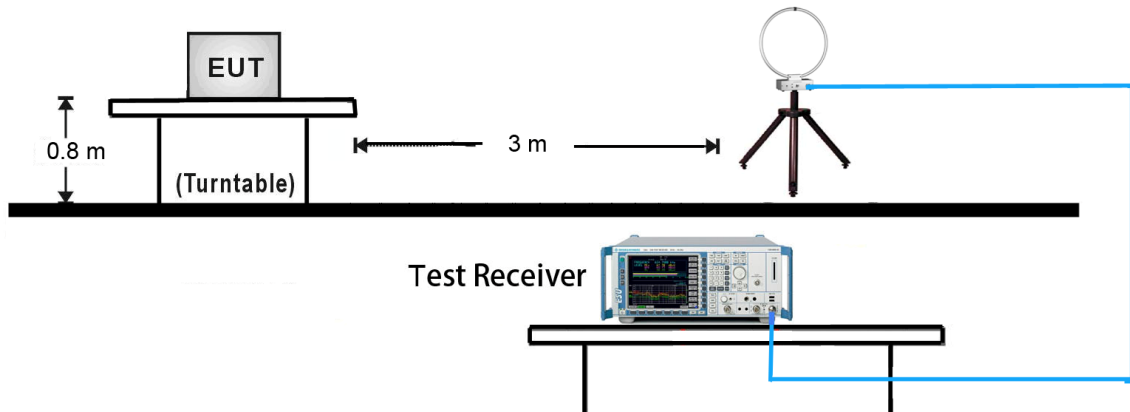
Frequency	RBW
9 ~ 150 kHz	200 ~ 300 Hz
0.15 ~ 30 MHz	9 ~ 10 kHz
30 ~ 1000 MHz	100 ~ 120 kHz
> 1000 MHz	1 MHz

Average Field Strength Measurements

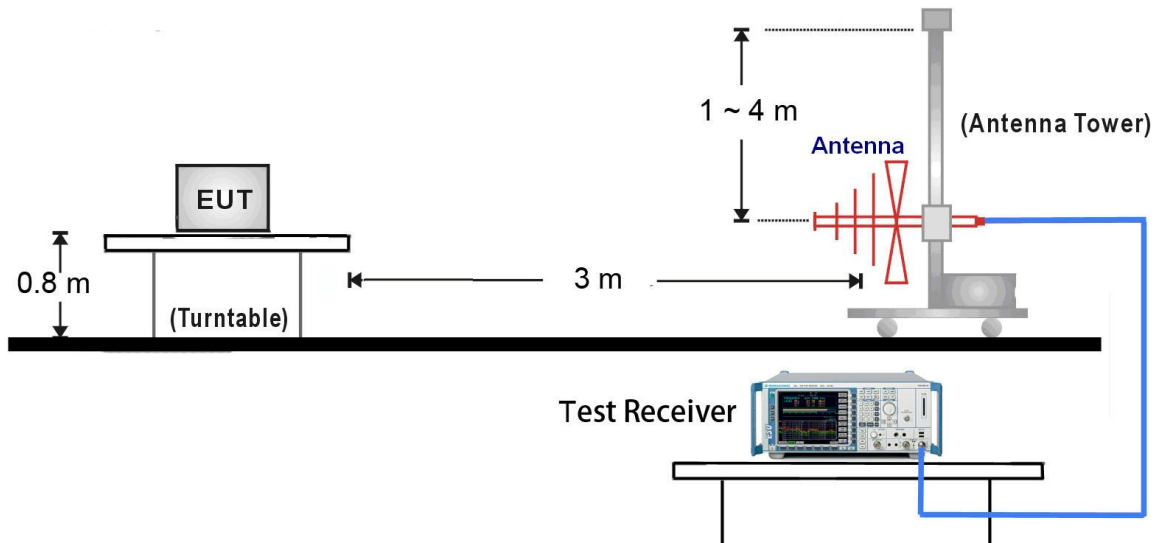
1. Analyzer center frequency was set to the frequency of the radiated spurious emission of interest
2. RBW = 1MHz
3. VBW $\geq 1/T$
4. De As an alternative, the instrument may be set to linear detector mode. Ensure that video filtering is applied in linear voltage domain (rather than in a log or dB domain). Some instruments require linear display mode in order to accomplish this. Others have a setting for Average-VBW Type, which can be set to “Voltage” regardless of the display mode
5. Detector = Peak
6. Sweep time = auto
7. Trace mode = max hold
8. Allow max hold to run for at least 50 times (1/duty cycle) traces

7.6.4. Test Setup

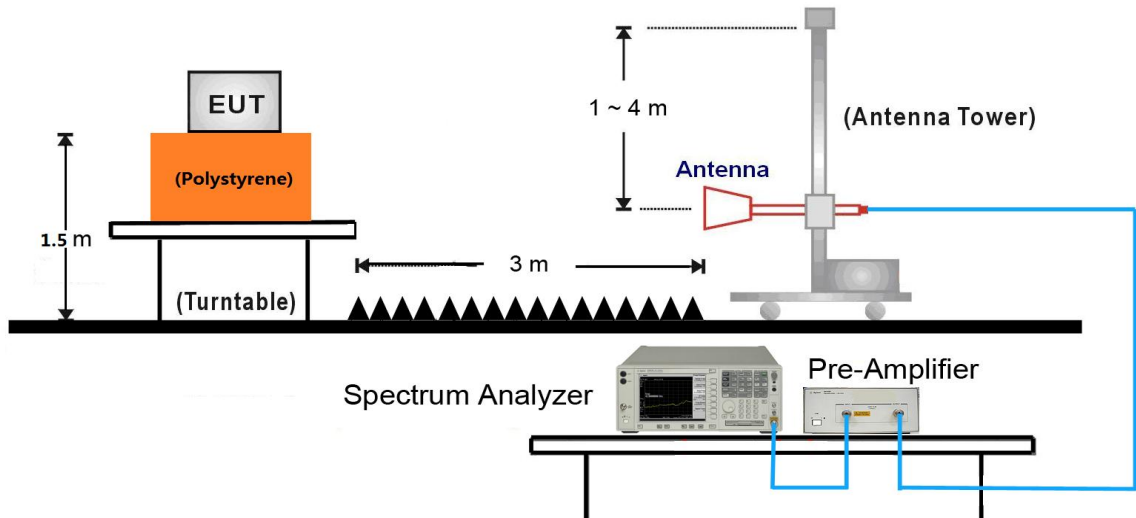
9kHz ~ 30MHz Test Setup:



30MHz ~ 1GHz Test Setup:



1GHz ~ 25GHz Test Setup:



7.6.5. Test Result

Test Mode:	802.11b - Ant 1 + 2	Test Site:	AC2
Test Channel:	01	Test Engineer:	Snake Ni
Remark:	1. Average measurement was not performed if peak level lower than average limit. 2. Other frequency was 20dB below limit line within 1-18GHz, there is not show in the report.		

Mark	Frequency (MHz)	Reading Level (dB μ V)	Factor (dB)	Measure Level (dB μ V/m)	Limit (dB μ V/m)	Margin (dB)	Detector	Polarization
	7553.5	35.1	13.0	48.1	74.0	-25.9	Peak	Horizontal
	8276.0	35.3	12.8	48.1	74.0	-25.9	Peak	Horizontal
*	9899.5	33.6	16.6	50.2	85.3	-35.1	Peak	Horizontal
*	12781.0	34.9	18.1	53.0	85.3	-32.3	Peak	Horizontal
	7332.5	34.1	12.6	46.7	74.0	-27.3	Peak	Vertical
	8429.0	33.4	12.6	46.0	74.0	-28.0	Peak	Vertical
*	9950.5	33.4	16.7	50.1	85.3	-35.2	Peak	Vertical
*	12738.5	32.2	18.2	50.4	85.3	-34.9	Peak	Vertical

Note 1: "*" is not in restricted band, its limit is 20dBc of the fundamental emission level (105.3dB μ V/m) or 15.209 which is higher.

Note 2: Measure Level (dB μ V/m) = Reading Level (dB μ V) + Factor (dB)

Factor (dB) = Cable Loss (dB) + Antenna Factor (dB/m) - Pre_Amplifier Gain (dB)

Test Mode:	802.11b - Ant 1 + 2	Test Site:	AC2
Test Channel:	06	Test Engineer:	Snake Ni
Remark:	1. Average measurement was not performed if peak level lower than average limit. 2. Other frequency was 20dB below limit line within 1-18GHz, there is not show in the report.		

Mark	Frequency (MHz)	Reading Level (dBμV)	Factor (dB)	Measure Level (dBμV/m)	Limit (dBμV/m)	Margin (dB)	Detector	Polarization
	7426.0	34.9	12.8	47.7	74.0	-26.3	Peak	Horizontal
	8378.0	35.1	12.6	47.7	74.0	-26.3	Peak	Horizontal
*	9748.0	35.1	16.1	51.2	84.6	-33.4	Peak	Horizontal
*	12738.5	32.2	18.2	50.4	84.6	-34.2	Peak	Horizontal
	7426.0	34.9	12.8	47.7	74.0	-26.3	Peak	Vertical
	8386.5	34.1	12.6	46.7	74.0	-27.3	Peak	Vertical
*	9814.5	32.8	16.4	49.2	84.6	-35.4	Peak	Vertical
*	12798.0	33.8	18.1	51.9	84.6	-32.7	Peak	Vertical

Note 1: "*" is not in restricted band, its limit is 20dBc of the fundamental emission level (104.6dBμV/m) or 15.209 which is higher.

Note 2: Measure Level (dBμV/m) = Reading Level (dBμV) + Factor (dB)

Factor (dB) = Cable Loss (dB) + Antenna Factor (dB/m) - Pre_Amplifier Gain (dB)

Test Mode:	802.11b - Ant 1 + 2	Test Site:	AC2
Test Channel:	11	Test Engineer:	Snake Ni
Remark:	1. Average measurement was not performed if peak level lower than average limit. 2. Other frequency was 20dB below limit line within 1-18GHz, there is not show in the report.		

Mark	Frequency (MHz)	Reading Level (dB μ V)	Factor (dB)	Measure Level (dB μ V/m)	Limit (dB μ V/m)	Margin (dB)	Detector	Polarization
	7443.0	35.2	12.9	48.1	74.0	-25.9	Peak	Horizontal
	8463.0	35.4	12.7	48.1	74.0	-25.9	Peak	Horizontal
*	9942.0	33.7	16.8	50.5	83.8	-33.3	Peak	Horizontal
*	12798.0	33.8	18.1	51.9	83.8	-31.9	Peak	Horizontal
	7443.0	35.2	12.9	48.1	74.0	-25.9	Peak	Vertical
	8446.0	35.2	12.7	47.9	74.0	-26.1	Peak	Vertical
*	9865.5	32.0	16.7	48.7	83.8	-35.1	Peak	Vertical
*	12721.5	33.7	18.1	51.8	83.8	-32.0	Peak	Vertical

Note 1: "*" is not in restricted band, its limit is 20dBc of the fundamental emission level (103.8dB μ V/m) or 15.209 which is higher.

Note 2: Measure Level (dB μ V/m) = Reading Level (dB μ V) + Factor (dB)

Factor (dB) = Cable Loss (dB) + Antenna Factor (dB/m) - Pre_Amplifier Gain (dB)

Test Mode:	802.11g - Ant 1 + 2	Test Site:	AC2
Test Channel:	01	Test Engineer:	Snake Ni
Remark:	1. Average measurement was not performed if peak level lower than average limit. 2. Other frequency was 20dB below limit line within 1-18GHz, there is not show in the report.		

Mark	Frequency (MHz)	Reading Level (dBμV)	Factor (dB)	Measure Level (dBμV/m)	Limit (dBμV/m)	Margin (dB)	Detector	Polarization
	7434.5	34.2	12.8	47.0	74.0	-27.0	Peak	Horizontal
	8352.5	36.0	12.6	48.6	74.0	-25.4	Peak	Horizontal
*	10078.0	32.3	17.0	49.3	87.4	-38.1	Peak	Horizontal
*	12721.5	33.7	18.1	51.8	87.4	-35.6	Peak	Horizontal
	7434.5	34.2	12.8	47.0	74.0	-27.0	Peak	Vertical
	8463.0	33.9	12.7	46.6	74.0	-27.4	Peak	Vertical
*	10112.0	32.0	16.9	48.9	87.4	-38.5	Peak	Vertical
*	12721.5	34.5	18.1	52.6	87.4	-34.8	Peak	Vertical

Note 1: "*" is not in restricted band, its limit is 20dBc of the fundamental emission level (107.4dBμV/m) or 15.209 which is higher.

Note 2: Measure Level (dBμV/m) = Reading Level (dBμV) + Factor (dB)

Factor (dB) = Cable Loss (dB) + Antenna Factor (dB/m) - Pre_Amplifier Gain (dB)

Test Mode:	802.11g - Ant 1 + 2	Test Site:	AC2
Test Channel:	06	Test Engineer:	Snake Ni
Remark:	1. Average measurement was not performed if peak level lower than average limit. 2. Other frequency was 20dB below limit line within 1-18GHz, there is not show in the report.		

Mark	Frequency (MHz)	Reading Level (dBμV)	Factor (dB)	Measure Level (dBμV/m)	Limit (dBμV/m)	Margin (dB)	Detector	Polarization
	7502.5	33.9	12.7	46.6	74.0	-27.4	Peak	Horizontal
	8395.0	34.9	12.5	47.4	74.0	-26.6	Peak	Horizontal
*	10010.0	32.7	16.6	49.3	86.9	-37.6	Peak	Horizontal
*	12721.5	34.5	18.1	52.6	86.9	-34.3	Peak	Horizontal
	7502.5	33.9	12.7	46.6	74.0	-27.4	Peak	Vertical
	8454.5	34.5	12.7	47.2	74.0	-26.8	Peak	Vertical
*	9748.0	37.8	16.1	53.9	86.9	-33.0	Peak	Vertical
*	12721.5	33.0	18.1	51.1	86.9	-35.8	Peak	Vertical

Note 1: "*" is not in restricted band, its limit is 20dBc of the fundamental emission level (106.9dBμV/m) or 15.209 which is higher.

Note 2: Measure Level (dBμV/m) = Reading Level (dBμV) + Factor (dB)

Factor (dB) = Cable Loss (dB) + Antenna Factor (dB/m) - Pre_Amplifier Gain (dB)

Test Mode:	802.11g - Ant 1 + 2	Test Site:	AC2
Test Channel:	11	Test Engineer:	Snake Ni
Remark:	1. Average measurement was not performed if peak level lower than average limit. 2. Other frequency was 20dB below limit line within 1-18GHz, there is not show in the report.		

Mark	Frequency (MHz)	Reading Level (dBμV)	Factor (dB)	Measure Level (dBμV/m)	Limit (dBμV/m)	Margin (dB)	Detector	Polarization
	7468.5	34.8	12.9	47.7	74.0	-26.3	Peak	Horizontal
	8293.0	34.3	12.7	47.0	74.0	-27.0	Peak	Horizontal
*	9899.5	33.5	16.6	50.1	86.4	-36.3	Peak	Horizontal
*	12721.5	33.0	18.1	51.1	86.4	-35.3	Peak	Horizontal
	7468.5	34.8	12.9	47.7	74.0	-26.3	Peak	Vertical
	8395.0	33.6	12.5	46.1	74.0	-27.9	Peak	Vertical
*	10086.5	31.7	16.9	48.6	86.4	-37.8	Peak	Vertical
*	12883.0	32.3	18.5	50.8	86.4	-35.6	Peak	Vertical

Note 1: "*" is not in restricted band, its limit is 20dBc of the fundamental emission level (106.4dBμV/m) or 15.209 which is higher.

Note 2: Measure Level (dBμV/m) = Reading Level (dBμV) + Factor (dB)

Factor (dB) = Cable Loss (dB) + Antenna Factor (dB/m) - Pre_Amplifier Gain (dB)

Test Mode:	802.11n-HT20 - Ant 1 + 2	Test Site:	AC2
Test Channel:	01	Test Engineer:	Snake Ni
Remark:	1. Average measurement was not performed if peak level lower than average limit. 2. Other frequency was 20dB below limit line within 1-18GHz, there is not show in the report.		

Mark	Frequency (MHz)	Reading Level (dBμV)	Factor (dB)	Measure Level (dBμV/m)	Limit (dBμV/m)	Margin (dB)	Detector	Polarization
	7434.5	34.7	12.8	47.5	74.0	-26.5	Peak	Horizontal
	8327.0	35.8	12.6	48.4	74.0	-25.6	Peak	Horizontal
*	10078.0	33.0	17.0	50.0	87.8	-37.8	Peak	Horizontal
*	12883.0	32.3	18.5	50.8	87.8	-37.0	Peak	Horizontal
	7434.5	34.7	12.8	47.5	74.0	-26.5	Peak	Vertical
	8310.0	34.5	12.6	47.1	74.0	-26.9	Peak	Vertical
*	9772.0	32.6	16.2	48.8	87.8	-39.0	Peak	Vertical
*	12781.0	32.5	18.1	50.6	87.8	-37.2	Peak	Vertical

Note 1: "*" is not in restricted band, its limit is 20dBc of the fundamental emission level (107.8dBμV/m) or 15.209 which is higher.

Note 2: Measure Level (dBμV/m) = Reading Level (dBμV) + Factor (dB)

Factor (dB) = Cable Loss (dB) + Antenna Factor (dB/m) - Pre_Amplifier Gain (dB)

Test Mode:	802.11n-HT20 - Ant 1 + 2	Test Site:	AC2
Test Channel:	06	Test Engineer:	Snake Ni
Remark:	1. Average measurement was not performed if peak level lower than average limit. 2. Other frequency was 20dB below limit line within 1-18GHz, there is not show in the report.		

Mark	Frequency (MHz)	Reading Level (dBμV)	Factor (dB)	Measure Level (dBμV/m)	Limit (dBμV/m)	Margin (dB)	Detector	Polarization
	7358.0	36.0	12.7	48.7	74.0	-25.3	Peak	Horizontal
	8369.5	35.2	12.6	47.8	74.0	-26.2	Peak	Horizontal
*	10324.5	34.1	17.3	51.4	87.3	-35.9	Peak	Horizontal
*	12781.0	32.5	18.1	50.6	87.3	-36.7	Peak	Horizontal
	7358.0	36.0	12.7	48.7	74.0	-25.3	Peak	Vertical
	8454.5	33.4	12.7	46.1	74.0	-27.9	Peak	Vertical
*	9729.5	32.3	15.8	48.1	87.3	-39.2	Peak	Vertical
*	12840.5	34.0	18.5	52.5	87.3	-34.8	Peak	Vertical

Note 1: "*" is not in restricted band, its limit is 20dBc of the fundamental emission level (107.3dBμV/m) or 15.209 which is higher.

Note 2: Measure Level (dBμV/m) = Reading Level (dBμV) + Factor (dB)

Factor (dB) = Cable Loss (dB) + Antenna Factor (dB/m) - Pre_Amplifier Gain (dB)

Test Mode:	802.11n-HT20 - Ant 1 + 2	Test Site:	AC2
Test Channel:	11	Test Engineer:	Snake Ni
Remark:	1. Average measurement was not performed if peak level lower than average limit. 2. Other frequency was 20dB below limit line within 1-18GHz, there is not show in the report.		

Mark	Frequency (MHz)	Reading Level (dBμV)	Factor (dB)	Measure Level (dBμV/m)	Limit (dBμV/m)	Margin (dB)	Detector	Polarization
	7400.5	34.5	12.6	47.1	74.0	-26.9	Peak	Horizontal
	8276.0	34.9	12.8	47.7	74.0	-26.3	Peak	Horizontal
*	9899.5	33.7	16.6	50.3	87.0	-36.7	Peak	Horizontal
*	12840.5	34.0	18.5	52.5	87.0	-34.5	Peak	Horizontal
	7400.5	34.5	12.6	47.1	74.0	-26.9	Peak	Vertical
	8403.5	33.6	12.5	46.1	74.0	-27.9	Peak	Vertical
*	10035.5	32.5	16.7	49.2	87.0	-37.8	Peak	Vertical
*	12721.5	34.0	18.1	52.1	87.0	-34.9	Peak	Vertical

Note 1: "*" is not in restricted band, its limit is 20dBc of the fundamental emission level (107.0dBμV/m) or 15.209 which is higher.

Note 2: Measure Level (dBμV/m) = Reading Level (dBμV) + Factor (dB)

Factor (dB) = Cable Loss (dB) + Antenna Factor (dB/m) - Pre_Amplifier Gain (dB)

Test Mode:	802.11n-HT40 - Ant 1 + 2	Test Site:	AC2
Test Channel:	03	Test Engineer:	Snake Ni
Remark:	1. Average measurement was not performed if peak level lower than average limit. 2. Other frequency was 20dB below limit line within 1-18GHz, there is not show in the report.		

Mark	Frequency (MHz)	Reading Level (dBμV)	Factor (dB)	Measure Level (dBμV/m)	Limit (dBμV/m)	Margin (dB)	Detector	Polarization
	7400.5	33.7	12.6	46.3	74.0	-27.7	Peak	Horizontal
	8361.0	34.8	12.6	47.4	74.0	-26.6	Peak	Horizontal
*	10120.5	33.4	16.9	50.3	85.0	-34.7	Peak	Horizontal
*	12721.5	34.0	18.1	52.1	85.0	-32.9	Peak	Horizontal
	7400.5	33.7	12.6	46.3	74.0	-27.7	Peak	Vertical
	8344.0	33.8	12.6	46.4	74.0	-27.6	Peak	Vertical
*	9644.5	32.9	15.5	48.4	85.0	-36.6	Peak	Vertical
*	12781.0	33.0	18.1	51.1	85.0	-33.9	Peak	Vertical

Note 1: "*" is not in restricted band, its limit is 20dBc of the fundamental emission level (105.0dBμV/m) or 15.209 which is higher.

Note 2: Measure Level (dBμV/m) = Reading Level (dBμV) + Factor (dB)

Factor (dB) = Cable Loss (dB) + Antenna Factor (dB/m) - Pre_Amplifier Gain (dB)

Test Mode:	802.11n-HT40 - Ant 1 + 2	Test Site:	AC2
Test Channel:	06	Test Engineer:	Snake Ni
Remark:	1. Average measurement was not performed if peak level lower than average limit. 2. Other frequency was 20dB below limit line within 1-18GHz, there is not show in the report.		

Mark	Frequency (MHz)	Reading Level (dBμV)	Factor (dB)	Measure Level (dBμV/m)	Limit (dBμV/m)	Margin (dB)	Detector	Polarization
	7468.5	34.9	12.9	47.8	74.0	-26.2	Peak	Horizontal
	8361.0	34.9	12.6	47.5	74.0	-26.5	Peak	Horizontal
*	10044.0	32.1	16.7	48.8	84.6	-35.8	Peak	Horizontal
*	12781.0	33.0	18.1	51.1	84.6	-33.5	Peak	Horizontal
	7468.5	34.9	12.9	47.8	74.0	-26.2	Peak	Vertical
	8446.0	33.1	12.7	45.8	74.0	-28.2	Peak	Vertical
*	9748.0	37.4	16.1	53.5	84.6	-31.1	Peak	Vertical
*	12959.5	32.2	18.7	50.9	84.6	-33.7	Peak	Vertical

Note 1: "*" is not in restricted band, its limit is 20dBc of the fundamental emission level (104.6dBμV/m) or 15.209 which is higher.

Note 2: Measure Level (dBμV/m) = Reading Level (dBμV) + Factor (dB)

Factor (dB) = Cable Loss (dB) + Antenna Factor (dB/m) - Pre_Amplifier Gain (dB)

Test Mode:	802.11n-HT40 - Ant 1 + 2	Test Site:	AC2
Test Channel:	09	Test Engineer:	Snake Ni
Remark:	1. Average measurement was not performed if peak level lower than average limit. 2. Other frequency was 20dB below limit line within 1-18GHz, there is not show in the report.		

Mark	Frequency (MHz)	Reading Level (dBμV)	Factor (dB)	Measure Level (dBμV/m)	Limit (dBμV/m)	Margin (dB)	Detector	Polarization
	7356.0	36.4	12.7	49.1	74.0	-24.9	Peak	Horizontal
	8403.5	36.3	12.5	48.8	74.0	-25.2	Peak	Horizontal
*	10078.0	32.9	17.0	49.9	84.1	-34.2	Peak	Horizontal
*	12959.5	32.2	18.7	50.9	84.1	-33.2	Peak	Horizontal
	7356.0	36.4	12.7	49.1	74.0	-24.9	Peak	Vertical
	8471.5	35.5	12.7	48.2	74.0	-25.8	Peak	Vertical
*	9899.5	33.7	16.6	50.3	84.1	-33.8	Peak	Vertical
*	12840.5	33.1	18.5	51.6	84.1	-32.5	Peak	Vertical

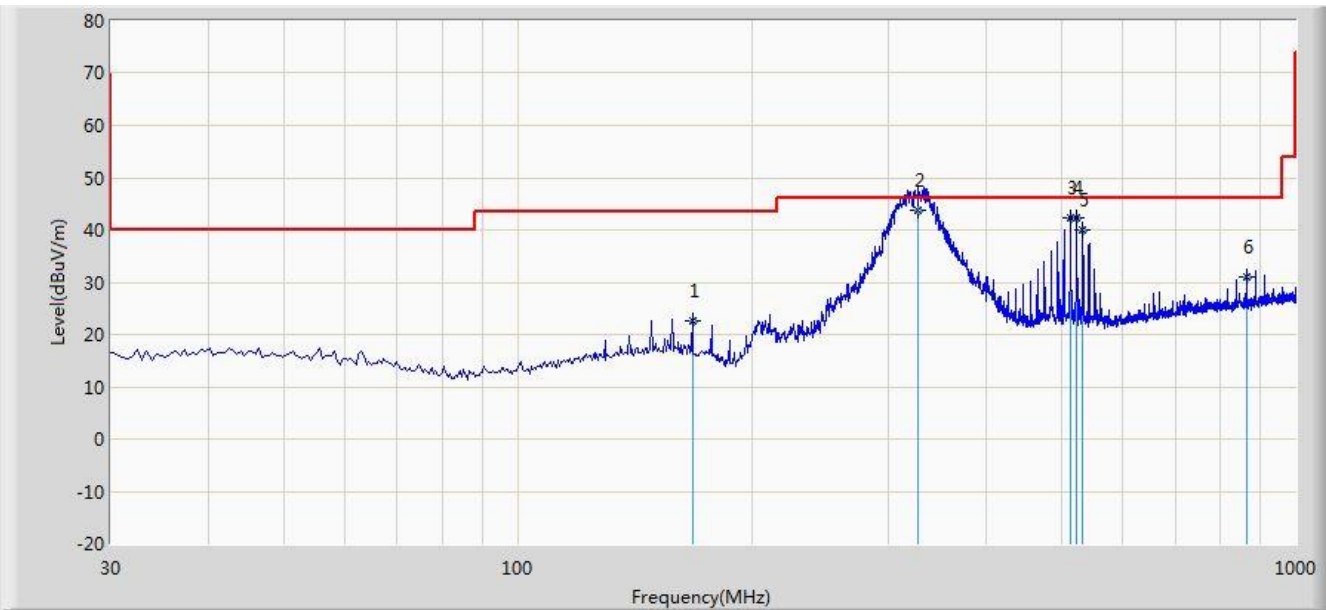
Note 1: "*" is not in restricted band, its limit is 20dBc of the fundamental emission level (104.1dBμV/m) or 15.209 which is higher.

Note 2: Measure Level (dBμV/m) = Reading Level (dBμV) + Factor (dB)

Factor (dB) = Cable Loss (dB) + Antenna Factor (dB/m) - Pre_Amplifier Gain (dB)

The worst case of Radiated Emission below 1GHz:

Site: AC2	Time: 2017/12/15 - 14:13
Limit: FCC_Part15.209_RE(3m)	Engineer: Alex Ma
Probe: VULB 9168_20-2000MHz	Polarity: Horizontal
EUT: VR All-In-One Headset	Power: AC 120V/60Hz
Worst Case Mode: Transmit at Channel 2412MHz by 802.11b	



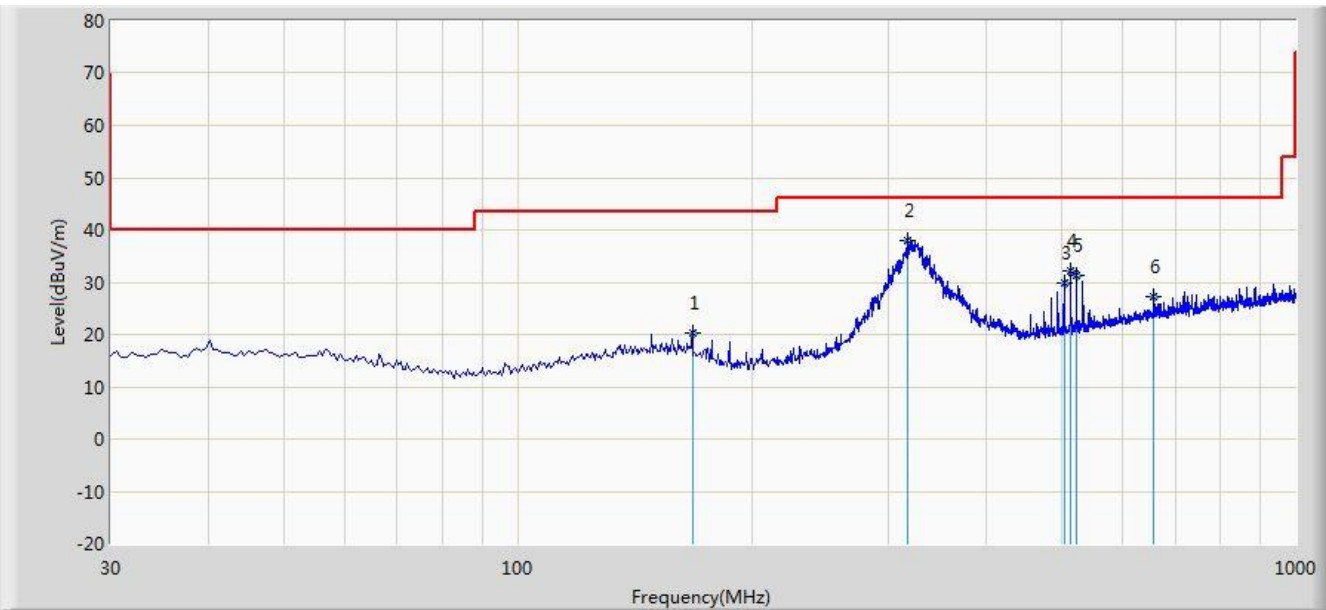
No	Flag	Mark	Frequency (MHz)	Measure Level (dBuV/m)	Reading Level (dBuV)	Over Limit (dB)	Limit (dBuV/m)	Factor (dB)	Type
1			167.740	22.726	8.134	-20.774	43.500	14.592	QP
2		*	326.820	43.759	28.641	-2.241	46.000	15.118	QP
3			513.545	42.233	23.390	-3.767	46.000	18.843	QP
4			523.245	42.342	23.304	-3.658	46.000	19.038	QP
5			532.945	40.101	20.869	-5.899	46.000	19.232	QP
6			864.200	31.027	7.107	-14.973	46.000	23.920	QP

Note 1: Measure Level (dBμV/m) = Reading Level (dBμV) + Factor (dB)

Factor (dB) = Cable Loss (dB) + Antenna Factor (dB/m)

Note 2: The test trace is same as the ambient noise and the amplitude of the emissions are attenuated more than 20dB below the permissible (the test frequency range: 9kHz ~ 30MHz, 18GHz ~ 25GHz), therefore no data appear in the report.

Site: AC2	Time: 2017/12/15 - 14:19
Limit: FCC_Part15.209_RE(3m)	Engineer: Alex Ma
Probe: VULB 9168_20-2000MHz	Polarity: Vertical
EUT: VR All-In-One Headset	Power: AC 120V/60Hz
Worst Case Mode: Transmit at Channel 2412MHz by 802.11b	



No	Flag	Mark	Frequency (MHz)	Measure Level (dBuV/m)	Reading Level (dBuV)	Over Limit (dB)	Limit (dBuV/m)	Factor (dB)	Type
1			167.740	20.362	5.770	-23.138	43.500	14.592	QP
2		*	317.120	38.052	23.187	-7.948	46.000	14.865	QP
3			503.845	29.723	11.079	-16.277	46.000	18.644	QP
4			513.545	32.045	13.202	-13.955	46.000	18.843	QP
5			523.245	31.303	12.265	-14.697	46.000	19.038	QP
6			657.590	27.319	5.757	-18.681	46.000	21.562	QP

Note 1: Measure Level (dBμV/m) = Reading Level (dBμV) + Factor (dB)

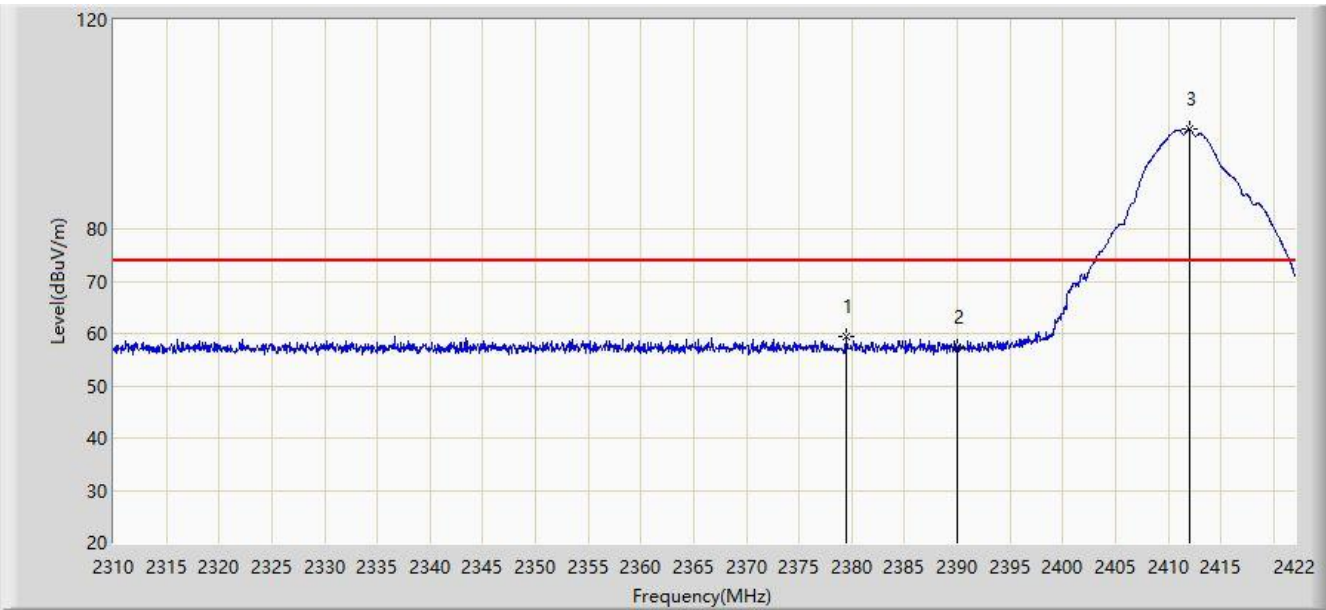
Factor (dB) = Cable Loss (dB) + Antenna Factor (dB/m)

Note 2: The test trace is same as the ambient noise and the amplitude of the emissions are attenuated more than 20dB below the permissible (the test frequency range: 9kHz ~ 30MHz, 18GHz ~ 25GHz), therefore no data appear in the report.

7.7. Radiated Restricted Band Edge Measurement

7.7.1. Test Result

Site: AC2	Time: 2018/01/19 - 21:34
Limit: FCC_Part15.209_RE(3m)	Engineer: Snake Ni
Probe: BBHA9120D_1-18GHz	Polarity: Horizontal
EUT: VR All-In-One Headset	Power: By Battery
Test Mode: Transmit by 802.11b at Channel 2412MHz Ant 1 + 2	

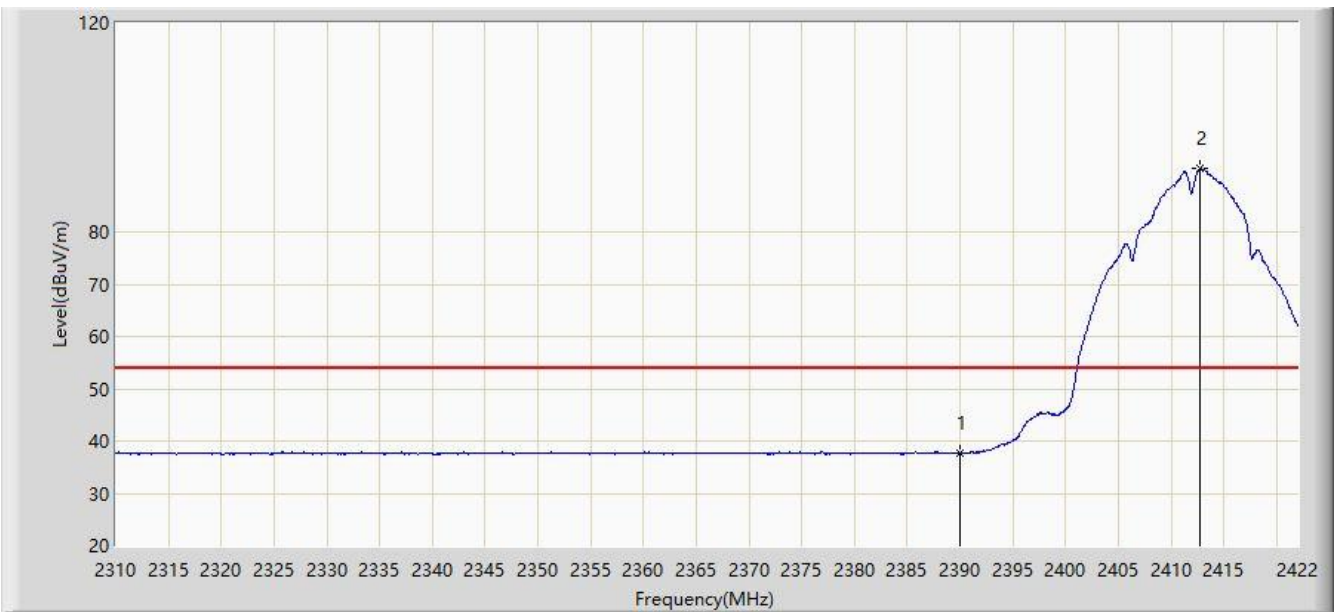


No	Flag	Mark	Frequency (MHz)	Measure Level (dBuV/m)	Reading Level (dBuV)	Over Limit (dB)	Limit (dBuV/m)	Factor (dB)	Type
1			2379.496	59.295	26.954	-14.705	74.000	32.341	PK
2			2390.000	57.279	24.952	-16.721	74.000	32.327	PK
3		*	2411.976	99.089	66.804	N/A	N/A	32.285	PK

Note: Measure Level (dBuV/m) = Reading Level (dBuV) + Factor (dB)

Factor (dB) = Cable Loss (dB) + Antenna Factor (dB/m)

Site: AC2	Time: 2018/01/19 - 21:50
Limit: FCC_Part15.209_RE(3m)	Engineer: Snake Ni
Probe: BBHA9120D_1-18GHz	Polarity: Horizontal
EUT: VR All-In-One Headset	Power: By Battery
Test Mode: Transmit by 802.11b at Channel 2412MHz Ant 1 + 2	

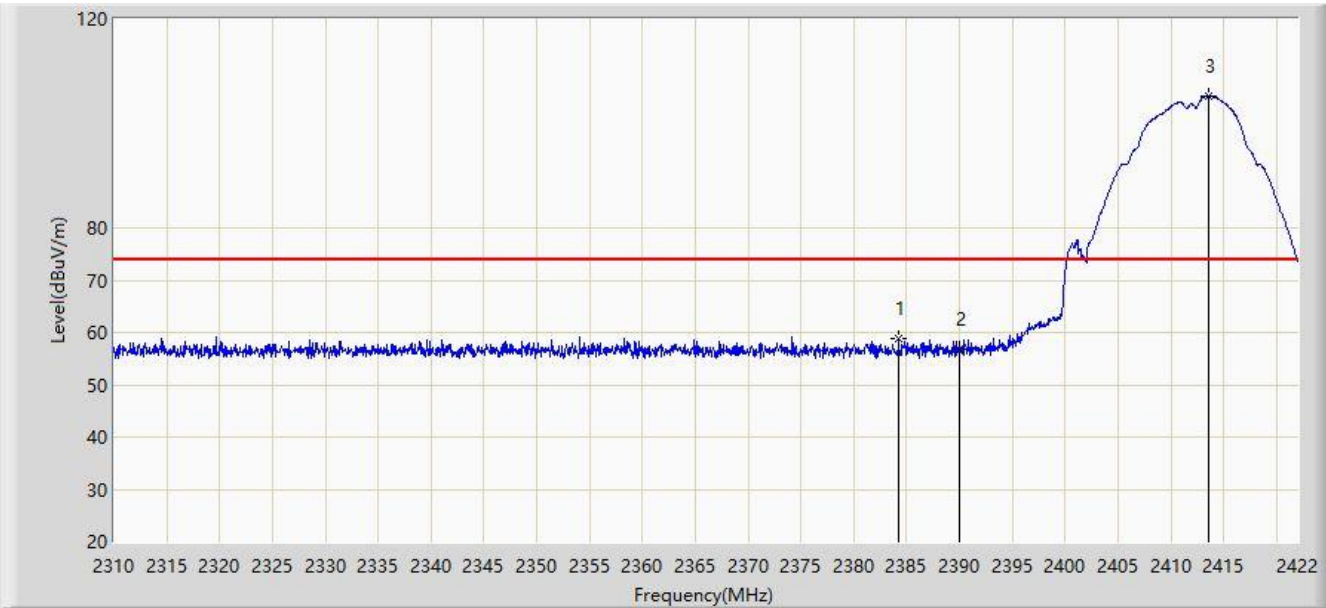


No	Flag	Mark	Frequency (MHz)	Measure Level (dBuV/m)	Reading Level (dBuV)	Over Limit (dB)	Limit (dBuV/m)	Factor (dB)	Type
1			2390.000	37.729	5.402	-16.271	54.000	32.327	AV
2		*	2412.760	92.122	59.837	N/A	N/A	32.284	AV

Note: Measure Level (dB μ V/m) = Reading Level (dB μ V) + Factor (dB)

Factor (dB) = Cable Loss (dB) + Antenna Factor (dB/m)

Site: AC2	Time: 2018/01/19 - 21:55
Limit: FCC_Part15.209_RE(3m)	Engineer: Snake Ni
Probe: BBHA9120D_1-18GHz	Polarity: Vertical
EUT: VR All-In-One Headset	Power: By Battery
Test Mode: Transmit by 802.11b at Channel 2412MHz Ant 1 + 2	

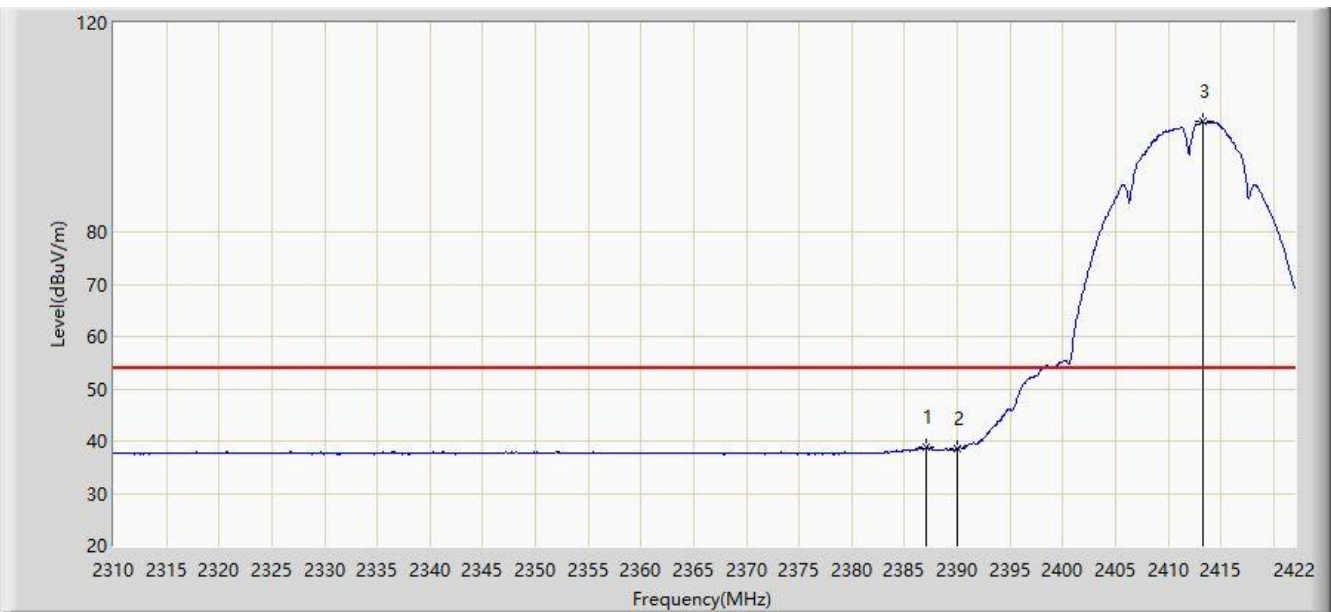


No	Flag	Mark	Frequency (MHz)	Measure Level (dBuV/m)	Reading Level (dBuV)	Over Limit (dB)	Limit (dBuV/m)	Factor (dB)	Type
1			2384.256	58.850	26.515	-15.150	74.000	32.335	PK
2			2390.000	56.721	24.394	-17.279	74.000	32.327	PK
3		*	2413.600	105.294	73.010	N/A	N/A	32.284	PK

Note: Measure Level (dBμV/m) = Reading Level (dBμV) + Factor (dB)

Factor (dB) = Cable Loss (dB) + Antenna Factor (dB/m)

Site: AC2	Time: 2018/01/19 - 21:57
Limit: FCC_Part15.209_RE(3m)	Engineer: Snake Ni
Probe: BBHA9120D_1-18GHz	Polarity: Vertical
EUT: VR All-In-One Headset	Power: By Battery
Test Mode: Transmit by 802.11b at Channel 2412MHz Ant 1 + 2	

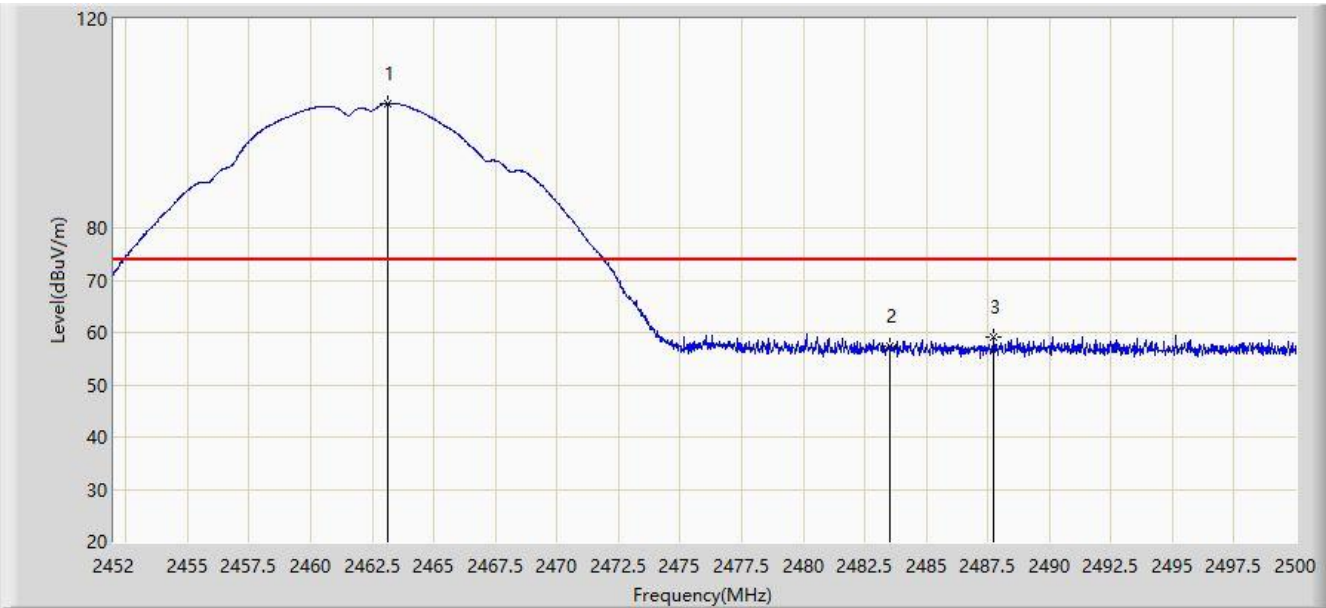


No	Flag	Mark	Frequency (MHz)	Measure Level (dBuV/m)	Reading Level (dBuV)	Over Limit (dB)	Limit (dBuV/m)	Factor (dB)	Type
1			2387.112	38.745	6.414	-15.255	54.000	32.330	AV
2			2390.000	38.480	6.153	-15.520	54.000	32.327	AV
3		*	2413.264	101.022	68.738	N/A	N/A	32.284	AV

Note: Measure Level (dBμV/m) = Reading Level (dBμV) + Factor (dB)

Factor (dB) = Cable Loss (dB) + Antenna Factor (dB/m)

Site: AC2	Time: 2018/01/19 - 22:01
Limit: FCC_Part15.209_RE(3m)	Engineer: Snake Ni
Probe: BBHA9120D_1-18GHz	Polarity: Horizontal
EUT: VR All-In-One Headset	Power: By Battery
Test Mode: Transmit by 802.11b at Channel 2462MHz Ant 1 + 2	

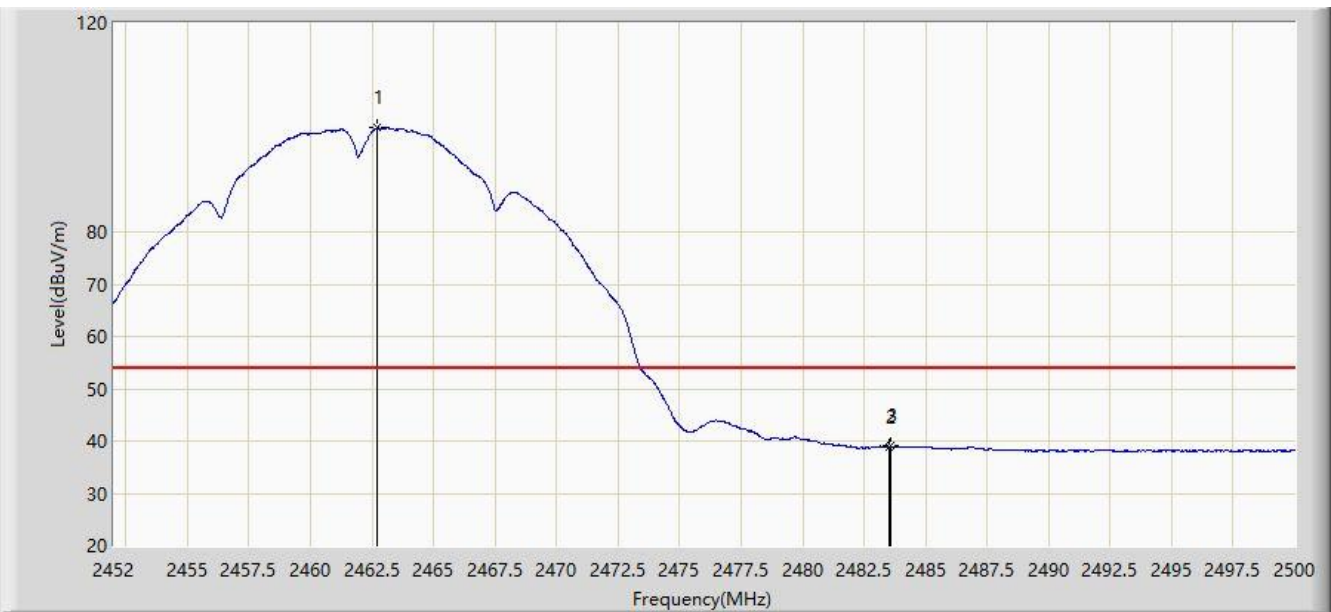


No	Flag	Mark	Frequency (MHz)	Measure Level (dBuV/m)	Reading Level (dBuV)	Over Limit (dB)	Limit (dBuV/m)	Factor (dB)	Type
1		*	2463.112	103.818	71.536	N/A	N/A	32.282	PK
2			2483.500	57.311	24.972	-16.689	74.000	32.340	PK
3			2487.736	59.065	26.709	-14.935	74.000	32.355	PK

Note: Measure Level (dBμV/m) = Reading Level (dBμV) + Factor (dB)

Factor (dB) = Cable Loss (dB) + Antenna Factor (dB/m)

Site: AC2	Time: 2018/01/19 - 22:03
Limit: FCC_Part15.209_RE(3m)	Engineer: Snake Ni
Probe: BBHA9120D_1-18GHz	Polarity: Horizontal
EUT: VR All-In-One Headset	Power: By Battery
Test Mode: Transmit by 802.11b at Channel 2462MHz Ant 1 + 2	

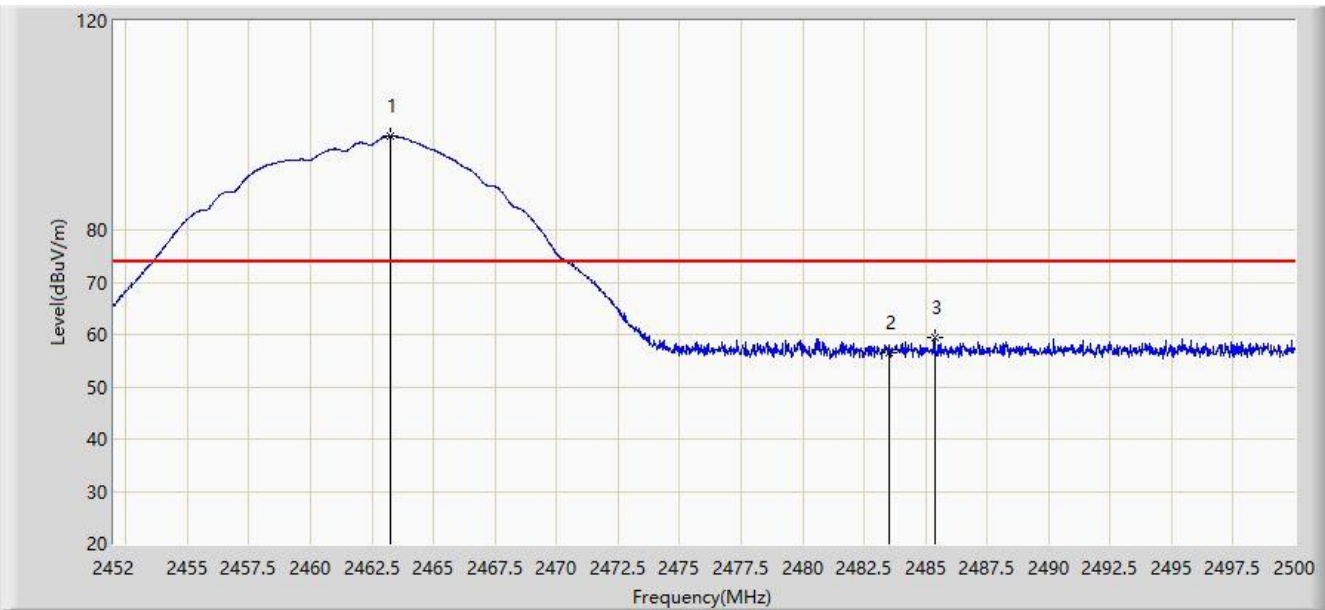


No	Flag	Mark	Frequency (MHz)	Measure Level (dBuV/m)	Reading Level (dBuV)	Over Limit (dB)	Limit (dBuV/m)	Factor (dB)	Type
1		*	2462.704	99.875	67.593	N/A	N/A	32.281	AV
2			2483.500	38.929	6.590	-15.071	54.000	32.340	AV
3			2483.584	39.018	6.679	-14.982	54.000	32.340	AV

Note: Measure Level (dBμV/m) = Reading Level (dBμV) + Factor (dB)

Factor (dB) = Cable Loss (dB) + Antenna Factor (dB/m)

Site: AC2	Time: 2018/01/19 - 22:06
Limit: FCC_Part15.209_RE(3m)	Engineer: Snake Ni
Probe: BBHA9120D_1-18GHz	Polarity: Vertical
EUT: VR All-In-One Headset	Power: By Battery
Test Mode: Transmit by 802.11b at Channel 2462MHz Ant 1 + 2	

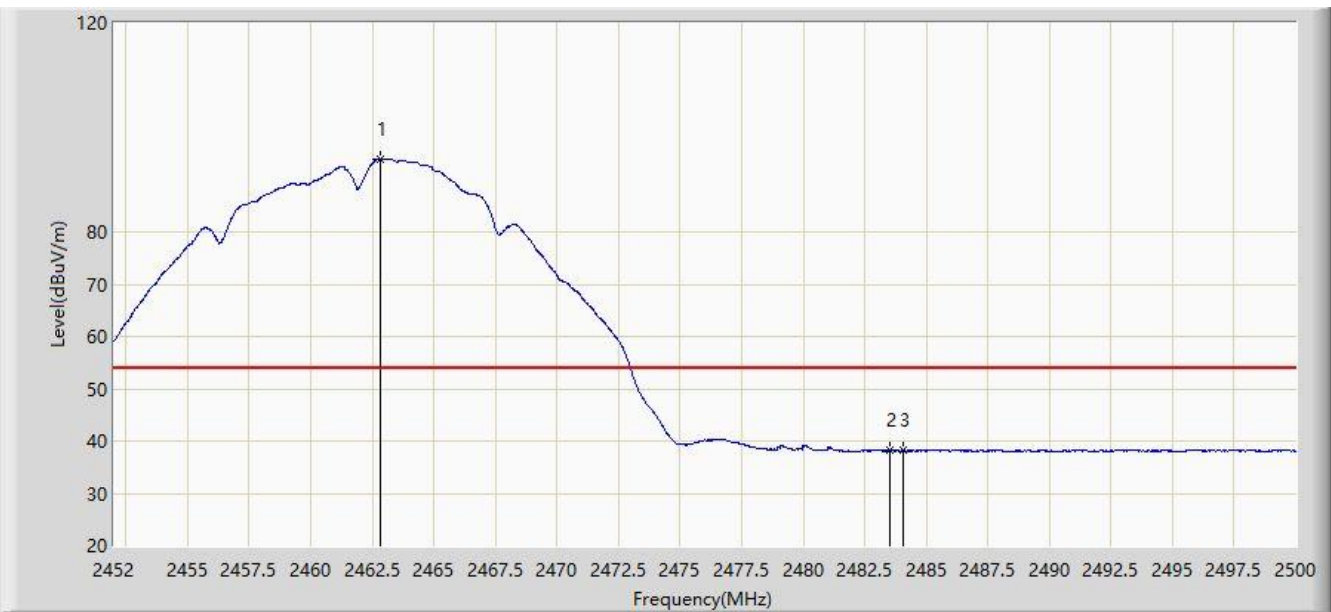


No	Flag	Mark	Frequency (MHz)	Measure Level (dBuV/m)	Reading Level (dBuV)	Over Limit (dB)	Limit (dBuV/m)	Factor (dB)	Type
1		*	2463.232	97.861	65.579	N/A	N/A	32.282	PK
2			2483.500	56.435	24.096	-17.565	74.000	32.340	PK
3			2485.360	59.393	27.047	-14.607	74.000	32.346	PK

Note: Measure Level (dBμV/m) = Reading Level (dBμV) + Factor (dB)

Factor (dB) = Cable Loss (dB) + Antenna Factor (dB/m)

Site: AC2	Time: 2018/01/19 - 22:08
Limit: FCC_Part15.209_RE(3m)	Engineer: Snake Ni
Probe: BBHA9120D_1-18GHz	Polarity: Vertical
EUT: VR All-In-One Headset	Power: By Battery
Test Mode: Transmit by 802.11b at Channel 2462MHz Ant 1 + 2	

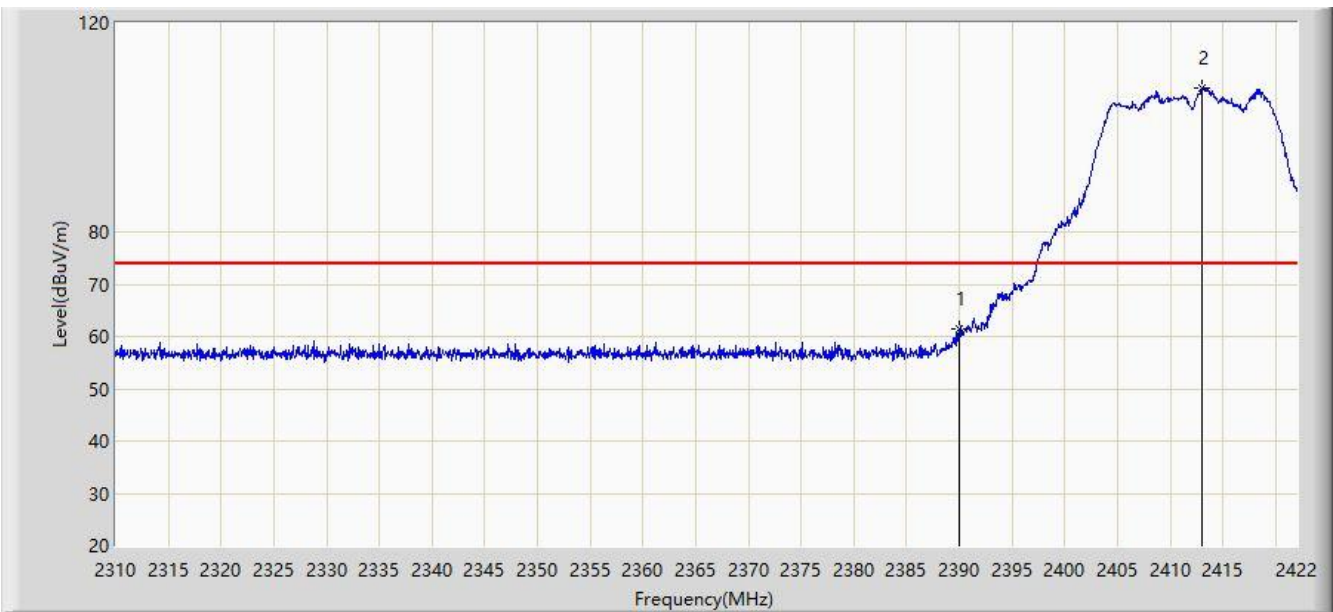


No	Flag	Mark	Frequency (MHz)	Measure Level (dBuV/m)	Reading Level (dBuV)	Over Limit (dB)	Limit (dBuV/m)	Factor (dB)	Type
1		*	2462.800	93.941	61.659	N/A	N/A	32.282	AV
2			2483.500	38.269	5.930	-15.731	54.000	32.340	AV
3			2484.040	38.224	5.883	-15.776	54.000	32.342	AV

Note: Measure Level (dB μ V/m) = Reading Level (dB μ V) + Factor (dB)

Factor (dB) = Cable Loss (dB) + Antenna Factor (dB/m)

Site: AC2	Time: 2018/01/19 - 22:12
Limit: FCC_Part15.209_RE(3m)	Engineer: Snake Ni
Probe: BBHA9120D_1-18GHz	Polarity: Horizontal
EUT: VR All-In-One Headset	Power: By Battery
Test Mode: Transmit by 802.11g at Channel 2412MHz Ant 1 + 2	



No	Flag	Mark	Frequency (MHz)	Measure Level (dBuV/m)	Reading Level (dBuV)	Over Limit (dB)	Limit (dBuV/m)	Factor (dB)	Type
1			2390.000	61.314	28.987	-12.686	74.000	32.327	PK
2		*	2413.040	107.438	75.154	N/A	N/A	32.284	PK

Note: Measure Level (dB μ V/m) = Reading Level (dB μ V) + Factor (dB)

Factor (dB) = Cable Loss (dB) + Antenna Factor (dB/m)

Site: AC2	Time: 2018/01/19 - 22:15
Limit: FCC_Part15.209_RE(3m)	Engineer: Snake Ni
Probe: BBHA9120D_1-18GHz	Polarity: Horizontal
EUT: VR All-In-One Headset	Power: By Battery
Test Mode: Transmit by 802.11g at Channel 2412MHz Ant 1 + 2	

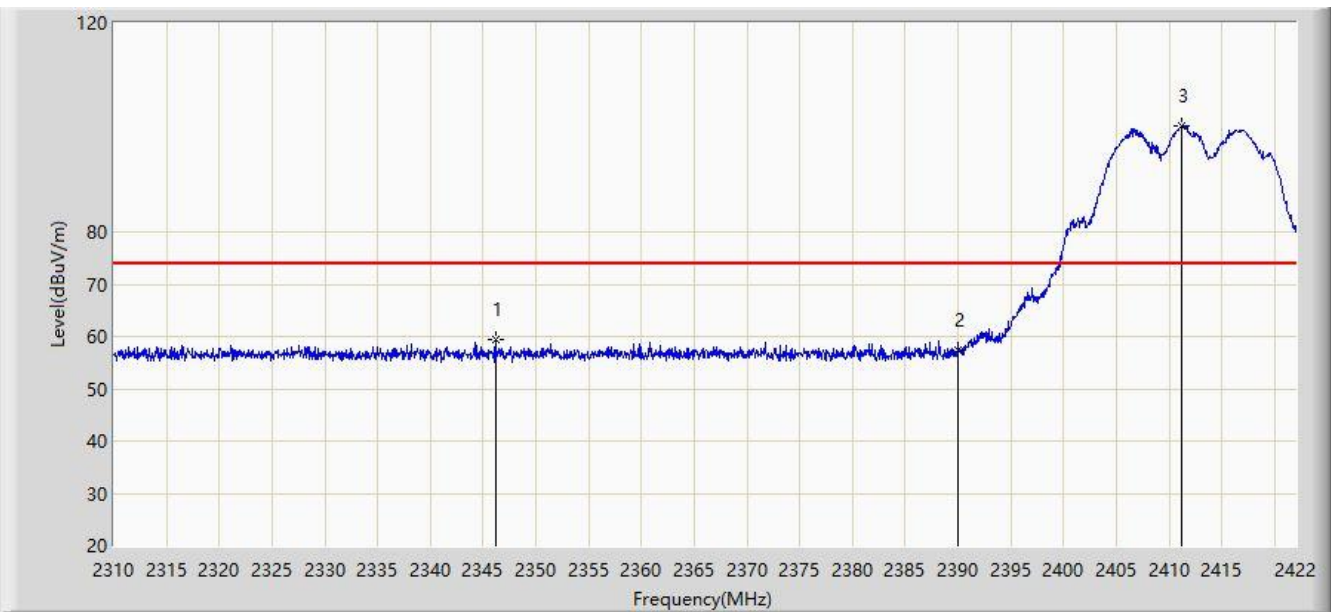


No	Flag	Mark	Frequency (MHz)	Measure Level (dBuV/m)	Reading Level (dBuV)	Over Limit (dB)	Limit (dBuV/m)	Factor (dB)	Type
1			2390.000	45.499	13.172	-8.501	54.000	32.327	AV
2		*	2413.376	96.506	64.222	N/A	N/A	32.285	AV

Note: Measure Level (dB μ V/m) = Reading Level (dB μ V) + Factor (dB)

Factor (dB) = Cable Loss (dB) + Antenna Factor (dB/m)

Site: AC2	Time: 2018/01/19 - 22:21
Limit: FCC_Part15.209_RE(3m)	Engineer: Snake Ni
Probe: BBHA9120D_1-18GHz	Polarity: Vertical
EUT: VR All-In-One Headset	Power: By Battery
Test Mode: Transmit by 802.11g at Channel 2412MHz Ant 1 + 2	

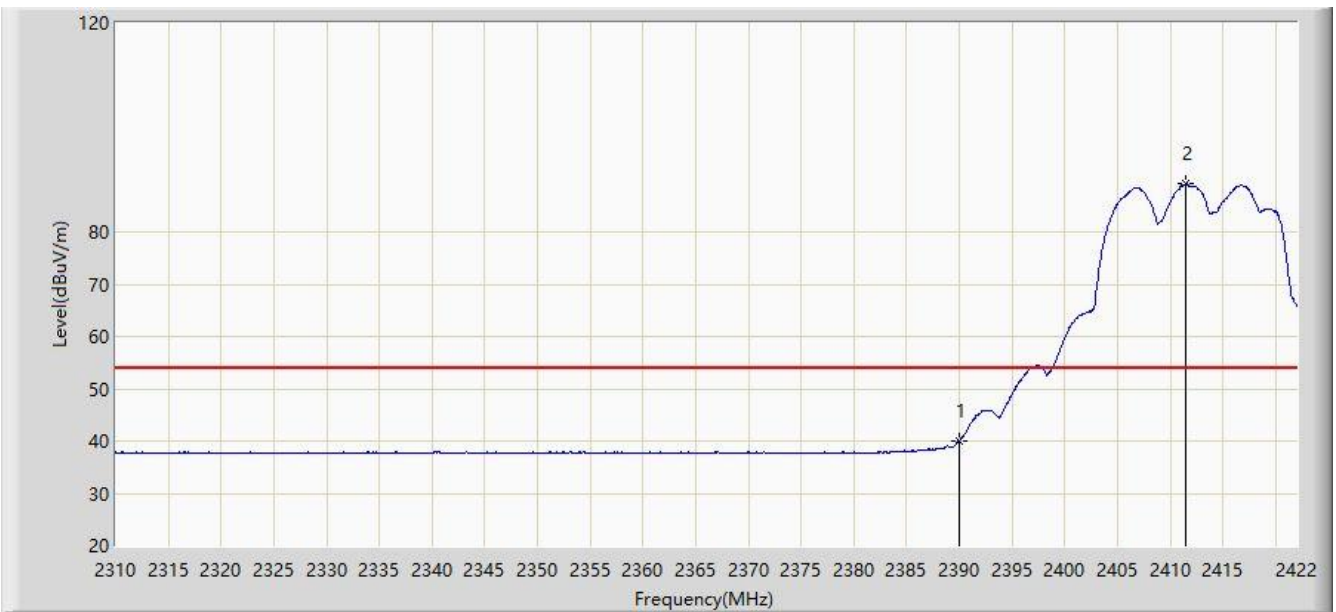


No	Flag	Mark	Frequency (MHz)	Measure Level (dBuV/m)	Reading Level (dBuV)	Over Limit (dB)	Limit (dBuV/m)	Factor (dB)	Type
1			2346.176	59.450	27.039	-14.550	74.000	32.411	PK
2			2390.000	57.327	25.000	-16.673	74.000	32.327	PK
3		*	2411.192	100.402	68.117	N/A	N/A	32.285	PK

Note: Measure Level (dBμV/m) = Reading Level (dBμV) + Factor (dB)

Factor (dB) = Cable Loss (dB) + Antenna Factor (dB/m)

Site: AC2	Time: 2018/01/19 - 22:22
Limit: FCC_Part15.209_RE(3m)	Engineer: Snake Ni
Probe: BBHA9120D_1-18GHz	Polarity: Vertical
EUT: VR All-In-One Headset	Power: By Battery
Test Mode: Transmit by 802.11g at Channel 2412MHz Ant 1 + 2	

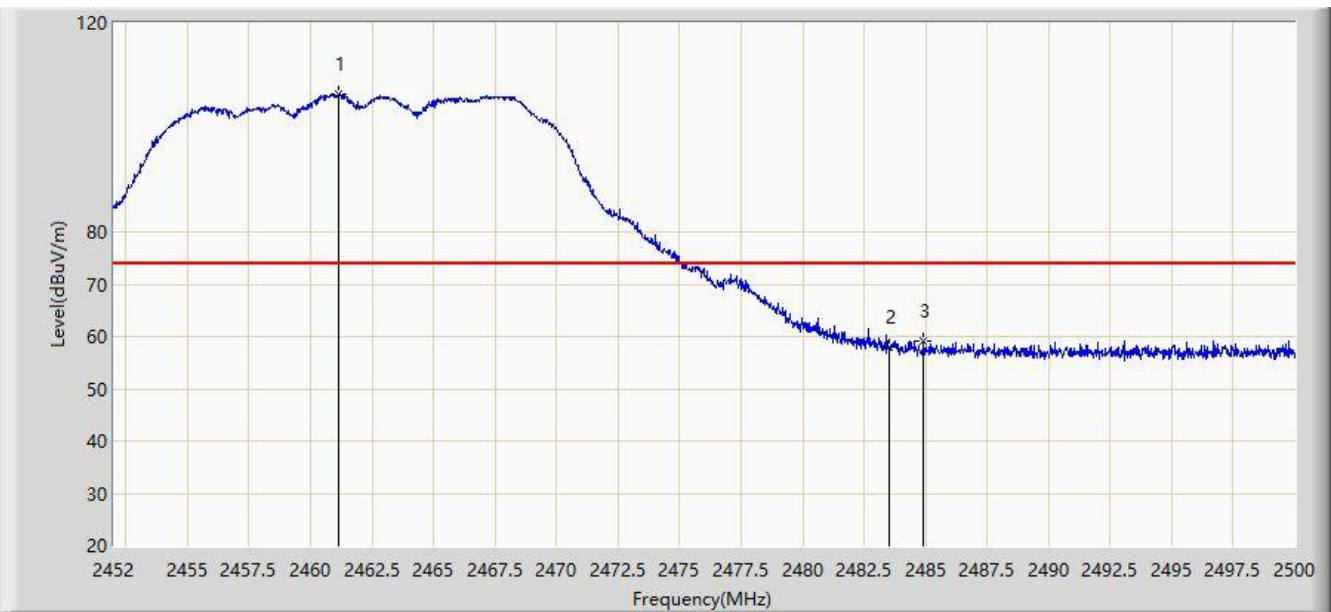


No	Flag	Mark	Frequency (MHz)	Measure Level (dBuV/m)	Reading Level (dBuV)	Over Limit (dB)	Limit (dBuV/m)	Factor (dB)	Type
1			2390.000	40.069	7.742	-13.931	54.000	32.327	AV
2		*	2411.472	89.166	56.881	N/A	N/A	32.285	AV

Note: Measure Level (dB μ V/m) = Reading Level (dB μ V) + Factor (dB)

Factor (dB) = Cable Loss (dB) + Antenna Factor (dB/m)

Site: AC2	Time: 2018/01/19 - 22:26
Limit: FCC_Part15.209_RE(3m)	Engineer: Snake Ni
Probe: BBHA9120D_1-18GHz	Polarity: Horizontal
EUT: VR All-In-One Headset	Power: By Battery
Test Mode: Transmit by 802.11g at Channel 2462MHz Ant 1 + 2	

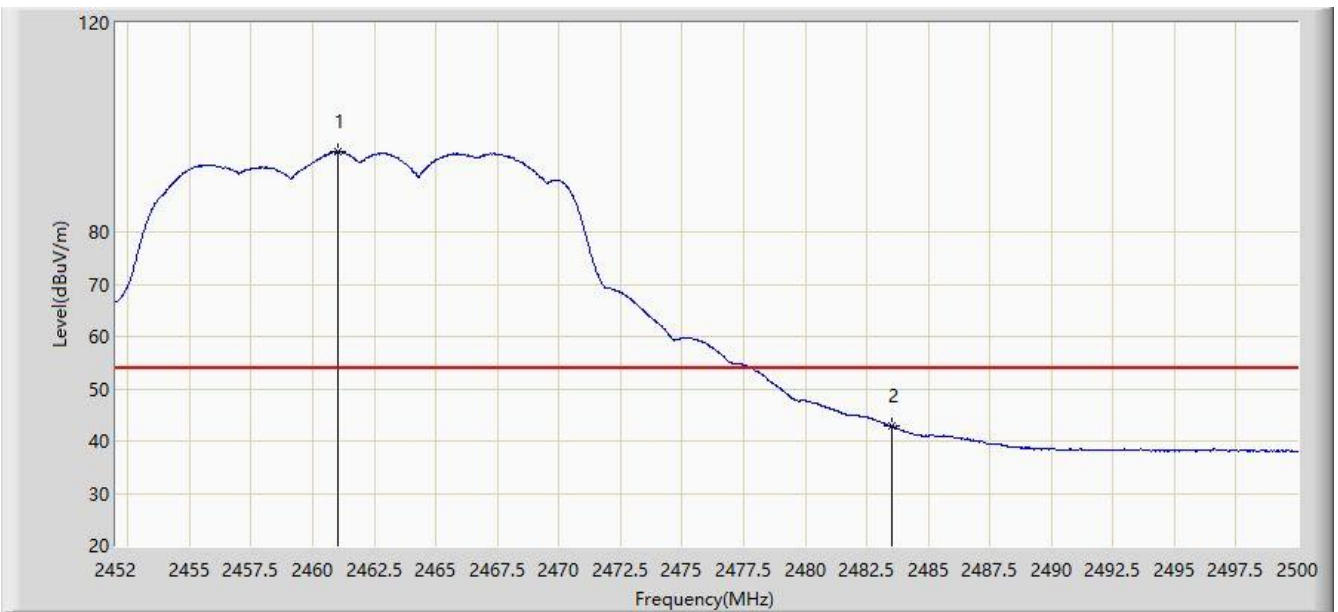


No	Flag	Mark	Frequency (MHz)	Measure Level (dBuV/m)	Reading Level (dBuV)	Over Limit (dB)	Limit (dBuV/m)	Factor (dB)	Type
1		*	2461.120	106.406	74.127	N/A	N/A	32.279	PK
2			2483.500	58.034	25.695	-15.966	74.000	32.340	PK
3			2484.928	59.245	26.900	-14.755	74.000	32.345	PK

Note: Measure Level (dBuV/m) = Reading Level (dBuV) + Factor (dB)

Factor (dB) = Cable Loss (dB) + Antenna Factor (dB/m)

Site: AC2	Time: 2018/01/19 - 22:29
Limit: FCC_Part15.209_RE(3m)	Engineer: Snake Ni
Probe: BBHA9120D_1-18GHz	Polarity: Horizontal
EUT: VR All-In-One Headset	Power: By Battery
Test Mode: Transmit by 802.11g at Channel 2462MHz Ant 1 + 2	

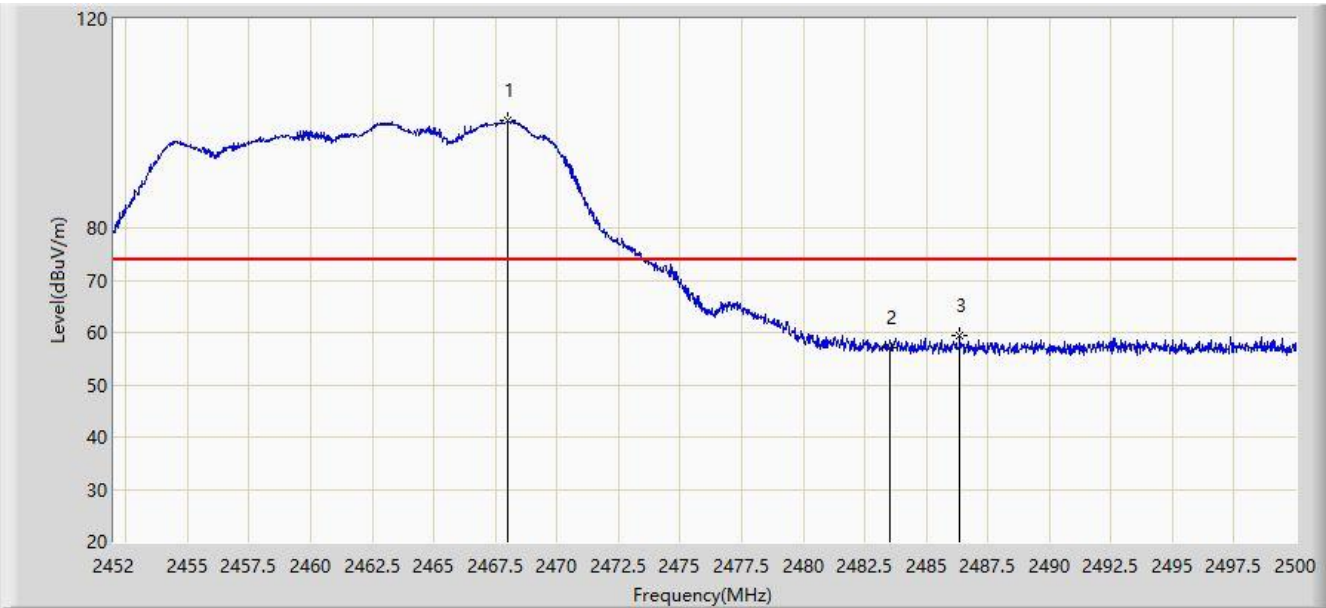


No	Flag	Mark	Frequency (MHz)	Measure Level (dBuV/m)	Reading Level (dBuV)	Over Limit (dB)	Limit (dBuV/m)	Factor (dB)	Type
1		*	2461.000	95.352	63.074	N/A	N/A	32.278	AV
2			2483.500	42.788	10.449	-11.212	54.000	32.340	AV

Note: Measure Level (dB μ V/m) = Reading Level (dB μ V) + Factor (dB)

Factor (dB) = Cable Loss (dB) + Antenna Factor (dB/m)

Site: AC2	Time: 2018/01/19 - 22:31
Limit: FCC_Part15.209_RE(3m)	Engineer: Snake Ni
Probe: BBHA9120D_1-18GHz	Polarity: Vertical
EUT: VR All-In-One Headset	Power: By Battery
Test Mode: Transmit by 802.11g at Channel 2462MHz Ant 1 + 2	

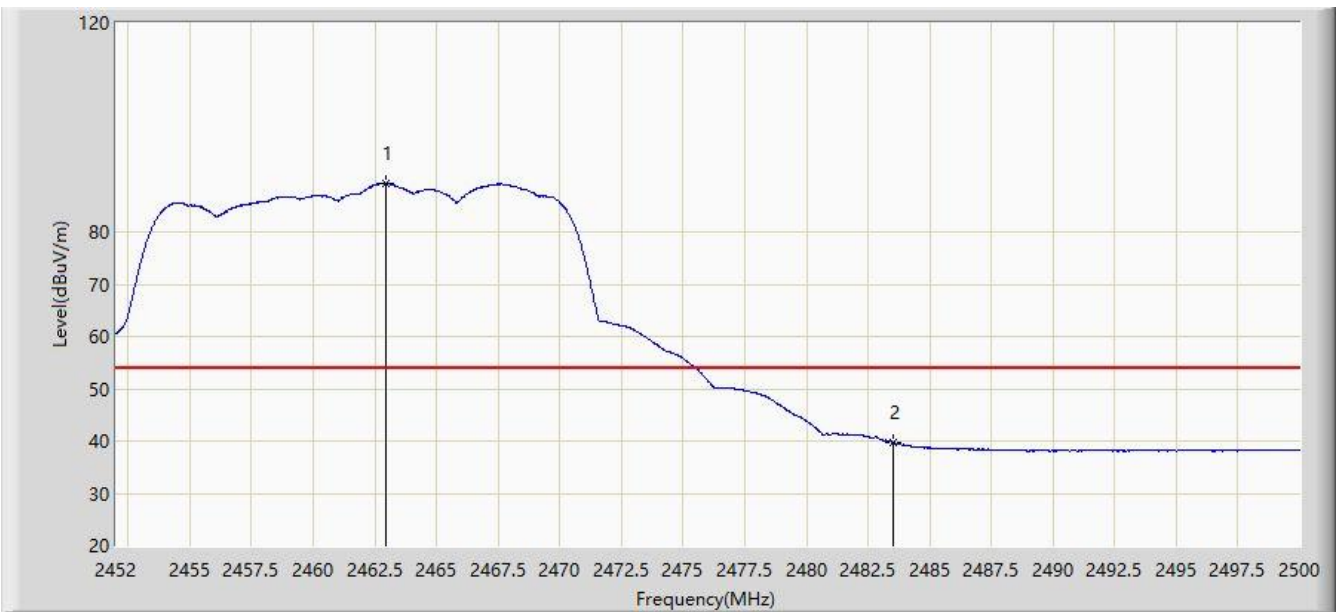


No	Flag	Mark	Frequency (MHz)	Measure Level (dBuV/m)	Reading Level (dBuV)	Over Limit (dB)	Limit (dBuV/m)	Factor (dB)	Type
1		*	2467.984	100.486	68.192	N/A	N/A	32.294	PK
2			2483.500	57.100	24.761	-16.900	74.000	32.340	PK
3			2486.368	59.533	27.183	-14.467	74.000	32.351	PK

Note: Measure Level (dBμV/m) = Reading Level (dBμV) + Factor (dB)

Factor (dB) = Cable Loss (dB) + Antenna Factor (dB/m)

Site: AC2	Time: 2018/01/19 - 22:33
Limit: FCC_Part15.209_RE(3m)	Engineer: Snake Ni
Probe: BBHA9120D_1-18GHz	Polarity: Vertical
EUT: VR All-In-One Headset	Power: By Battery
Test Mode: Transmit by 802.11g at Channel 2462MHz Ant 1 + 2	

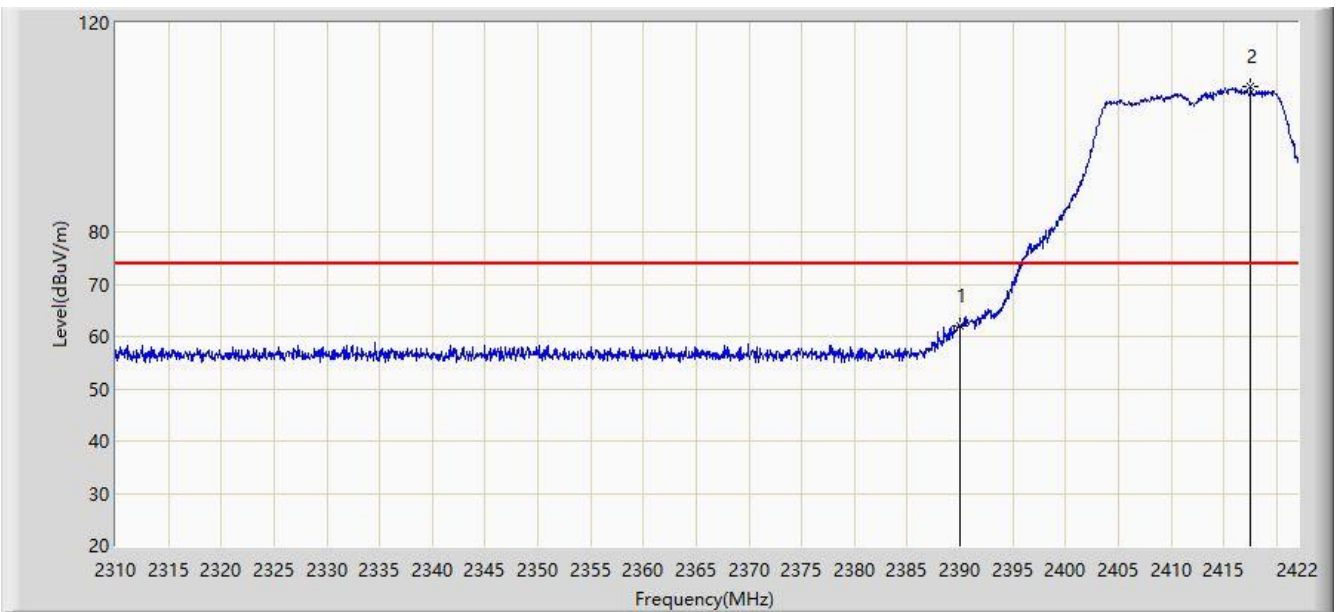


No	Flag	Mark	Frequency (MHz)	Measure Level (dBuV/m)	Reading Level (dBuV)	Over Limit (dB)	Limit (dBuV/m)	Factor (dB)	Type
1		*	2462.944	89.335	57.053	N/A	N/A	32.282	AV
2			2483.500	39.715	7.376	-14.285	54.000	32.340	AV

Note: Measure Level (dB μ V/m) = Reading Level (dB μ V) + Factor (dB)

Factor (dB) = Cable Loss (dB) + Antenna Factor (dB/m)

Site: AC2	Time: 2018/01/19 - 22:36
Limit: FCC_Part15.209_RE(3m)	Engineer: Snake Ni
Probe: BBHA9120D_1-18GHz	Polarity: Horizontal
EUT: VR All-In-One Headset	Power: By Battery
Test Mode: Transmit by 802.11n-HT20 at Channel 2412MHz Ant 1 + 2	

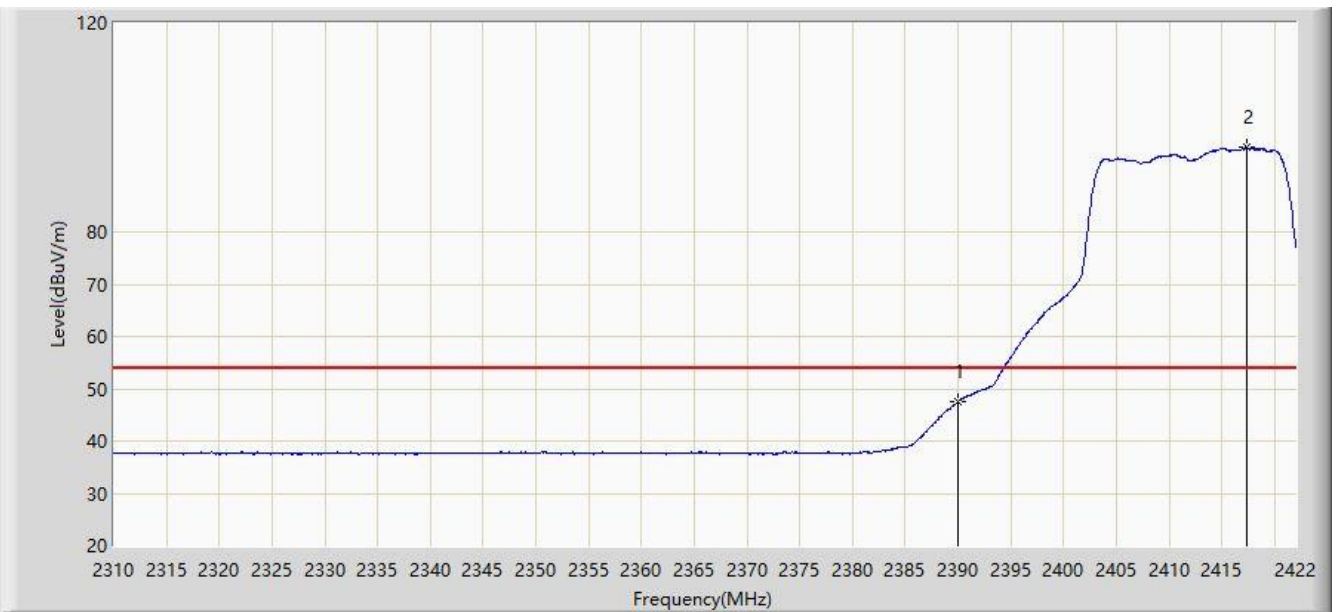


No	Flag	Mark	Frequency (MHz)	Measure Level (dBuV/m)	Reading Level (dBuV)	Over Limit (dB)	Limit (dBuV/m)	Factor (dB)	Type
1			2390.000	62.000	29.673	-12.000	74.000	32.327	PK
2		*	2417.576	107.803	75.521	N/A	N/A	32.283	PK

Note: Measure Level (dB μ V/m) = Reading Level (dB μ V) + Factor (dB)

Factor (dB) = Cable Loss (dB) + Antenna Factor (dB/m)

Site: AC2	Time: 2018/01/19 - 22:39
Limit: FCC_Part15.209_RE(3m)	Engineer: Snake Ni
Probe: BBHA9120D_1-18GHz	Polarity: Horizontal
EUT: VR All-In-One Headset	Power: By Battery
Test Mode: Transmit by 802.11n-HT20 at Channel 2412MHz Ant 1 + 2	

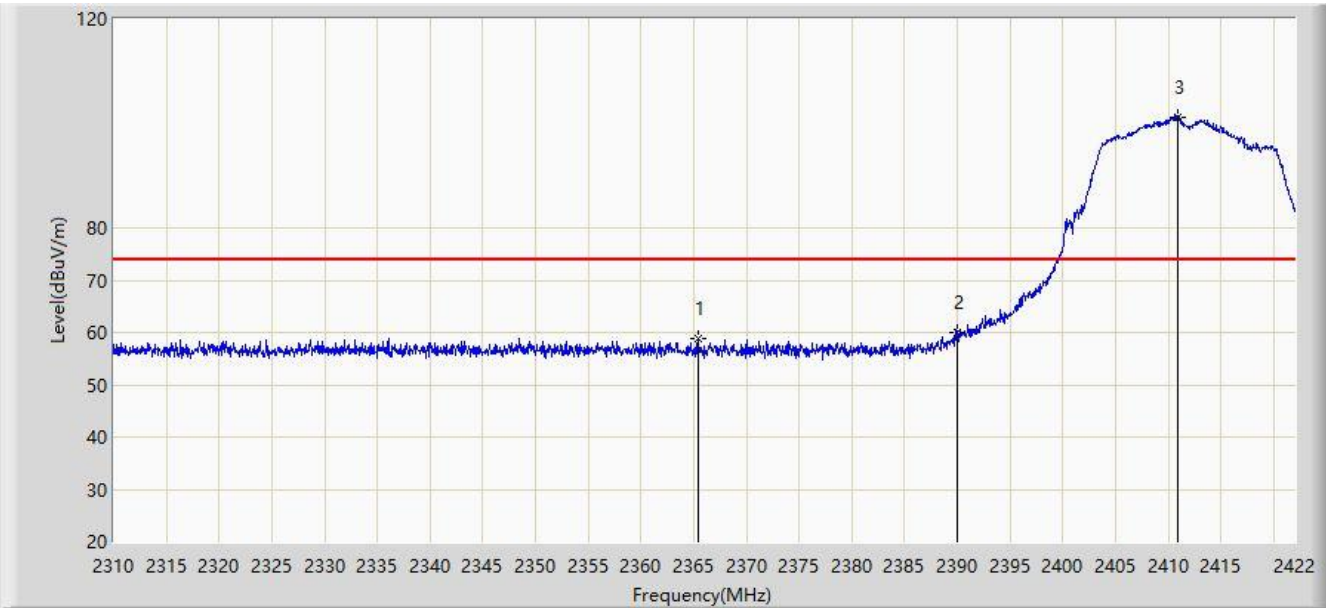


No	Flag	Mark	Frequency (MHz)	Measure Level (dBuV/m)	Reading Level (dBuV)	Over Limit (dB)	Limit (dBuV/m)	Factor (dB)	Type
1			2390.000	47.611	15.284	-6.389	54.000	32.327	AV
2		*	2417.352	96.089	63.806	N/A	N/A	32.282	AV

Note: Measure Level (dB μ V/m) = Reading Level (dB μ V) + Factor (dB)

Factor (dB) = Cable Loss (dB) + Antenna Factor (dB/m)

Site: AC2	Time: 2018/01/19 - 22:43
Limit: FCC_Part15.209_RE(3m)	Engineer: Snake Ni
Probe: BBHA9120D_1-18GHz	Polarity: Vertical
EUT: VR All-In-One Headset	Power: By Battery
Test Mode: Transmit by 802.11n-HT20 at Channel 2412MHz Ant 1 + 2	

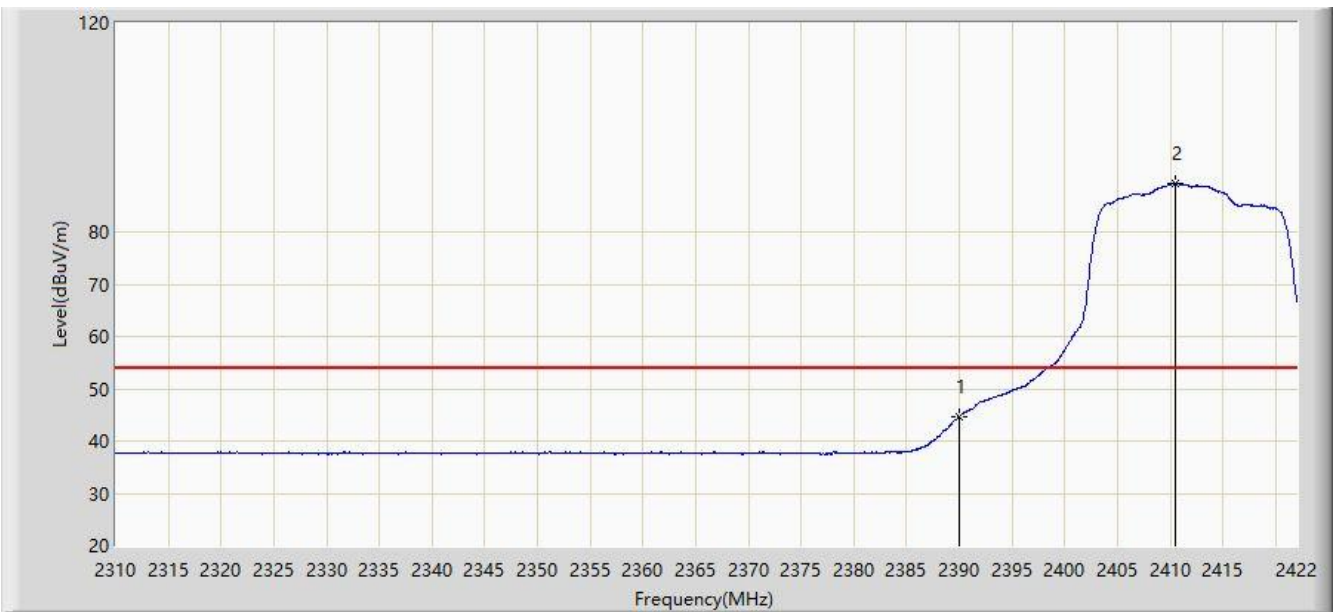


No	Flag	Mark	Frequency (MHz)	Measure Level (dBuV/m)	Reading Level (dBuV)	Over Limit (dB)	Limit (dBuV/m)	Factor (dB)	Type
1			2365.384	58.883	26.516	-15.117	74.000	32.367	PK
2			2390.000	59.975	27.648	-14.025	74.000	32.327	PK
3		*	2410.968	101.251	68.966	N/A	N/A	32.285	PK

Note: Measure Level (dBμV/m) = Reading Level (dBμV) + Factor (dB)

Factor (dB) = Cable Loss (dB) + Antenna Factor (dB/m)

Site: AC2	Time: 2018/01/19 - 22:45
Limit: FCC_Part15.209_RE(3m)	Engineer: Snake Ni
Probe: BBHA9120D_1-18GHz	Polarity: Vertical
EUT: VR All-In-One Headset	Power: By Battery
Test Mode: Transmit by 802.11n-HT20 at Channel 2412MHz Ant 1 + 2	

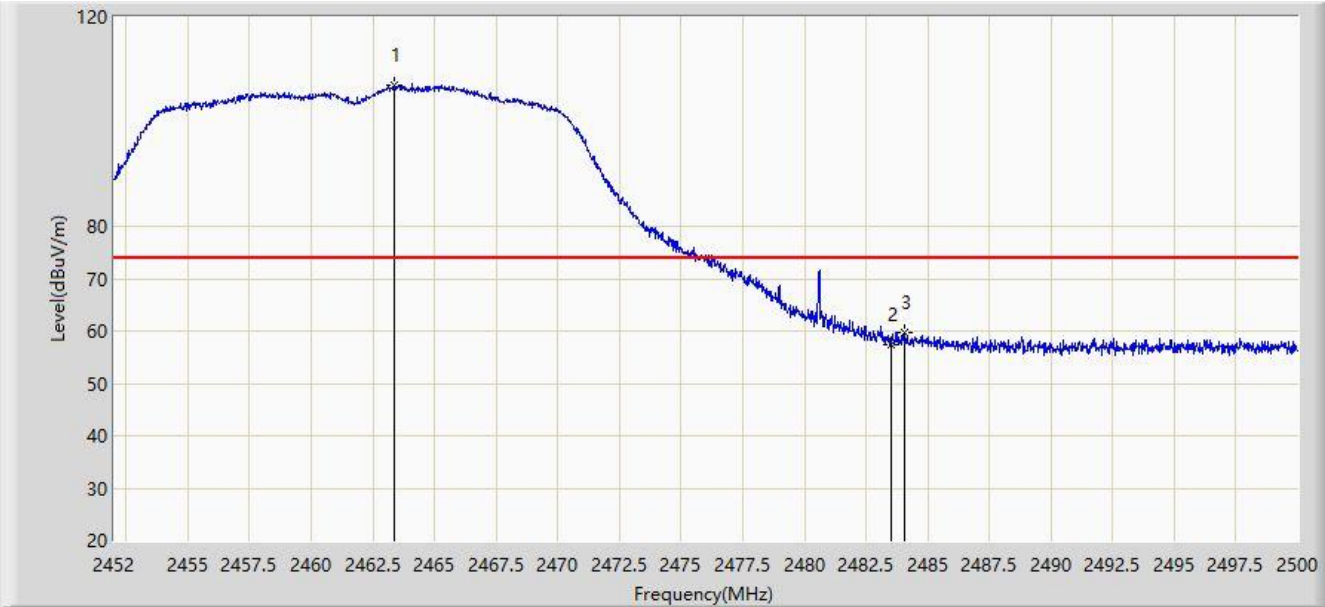


No	Flag	Mark	Frequency (MHz)	Measure Level (dBuV/m)	Reading Level (dBuV)	Over Limit (dB)	Limit (dBuV/m)	Factor (dB)	Type
1			2390.000	44.726	12.399	-9.274	54.000	32.327	AV
2		*	2410.464	89.369	57.083	N/A	N/A	32.287	AV

Note: Measure Level (dB μ V/m) = Reading Level (dB μ V) + Factor (dB)

Factor (dB) = Cable Loss (dB) + Antenna Factor (dB/m)

Site: AC2	Time: 2018/01/19 - 22:50
Limit: FCC_Part15.209_RE(3m)	Engineer: Snake Ni
Probe: BBHA9120D_1-18GHz	Polarity: Horizontal
EUT: VR All-In-One Headset	Power: By Battery
Test Mode: Transmit by 802.11n-HT20 at Channel 2462MHz Ant 1 + 2	

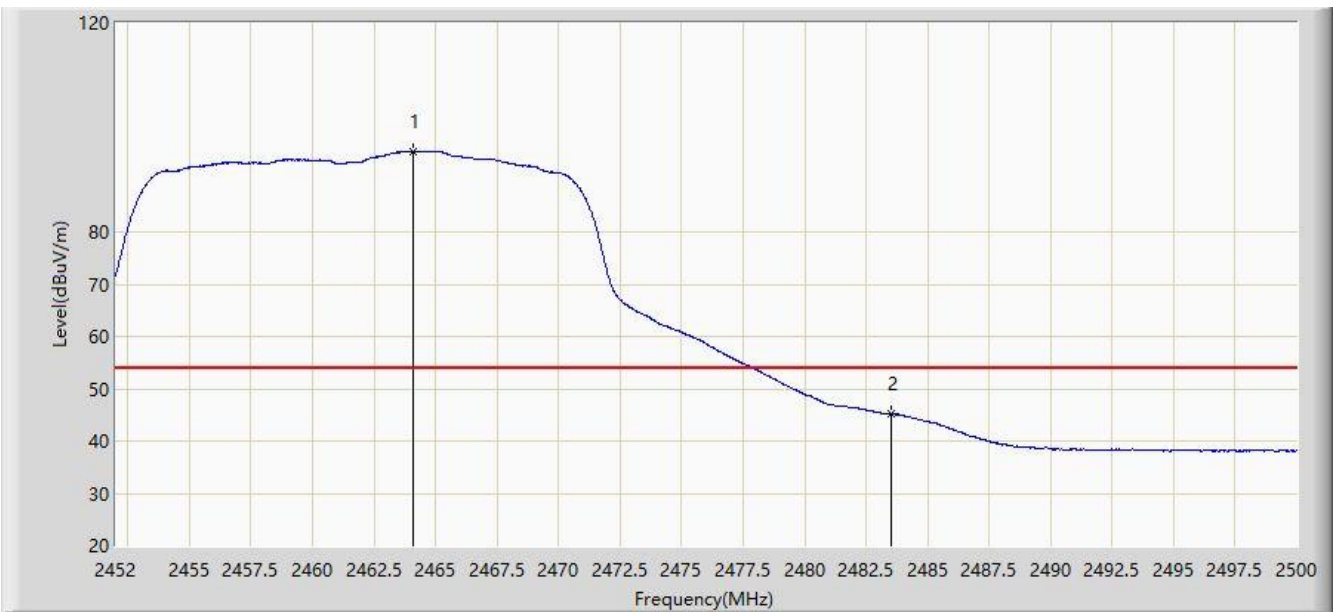


No	Flag	Mark	Frequency (MHz)	Measure Level (dBuV/m)	Reading Level (dBuV)	Over Limit (dB)	Limit (dBuV/m)	Factor (dB)	Type
1		*	2463.352	107.005	74.722	N/A	N/A	32.283	PK
2			2483.500	57.474	25.135	-16.526	74.000	32.340	PK
3			2484.088	59.786	27.445	-14.214	74.000	32.342	PK

Note: Measure Level (dBμV/m) = Reading Level (dBμV) + Factor (dB)

Factor (dB) = Cable Loss (dB) + Antenna Factor (dB/m)

Site: AC2	Time: 2018/01/19 - 22:51
Limit: FCC_Part15.209_RE(3m)	Engineer: Snake Ni
Probe: BBHA9120D_1-18GHz	Polarity: Horizontal
EUT: VR All-In-One Headset	Power: By Battery
Test Mode: Transmit by 802.11n-HT20 at Channel 2462MHz Ant 1 + 2	

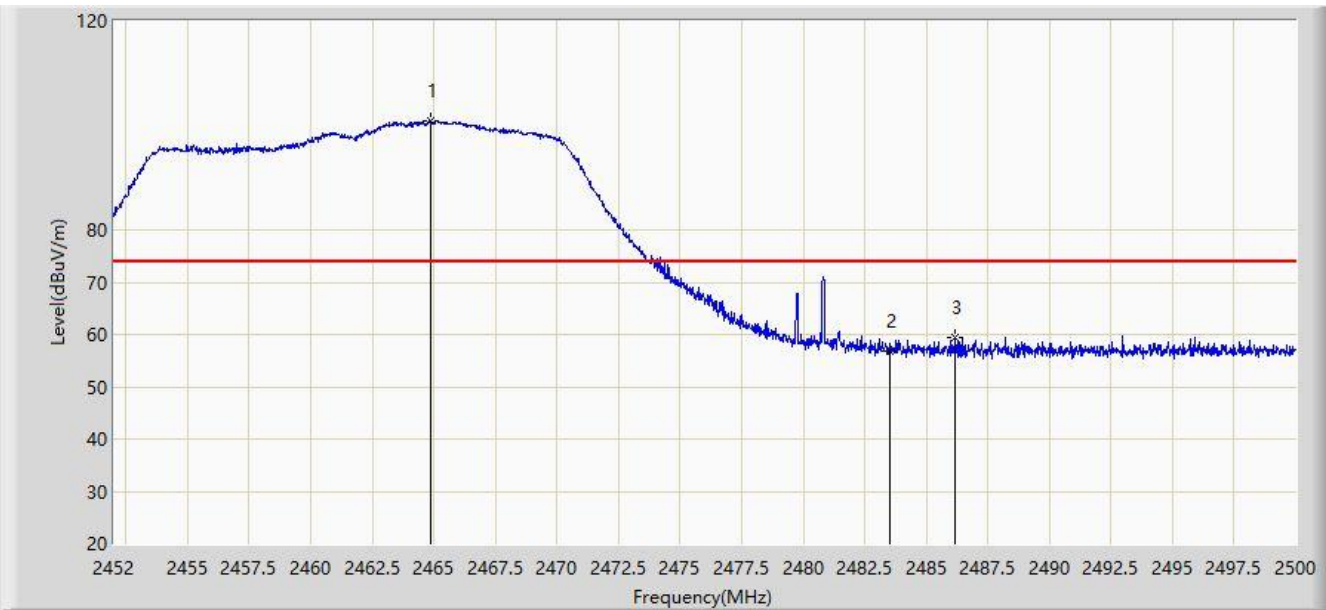


No	Flag	Mark	Frequency (MHz)	Measure Level (dBuV/m)	Reading Level (dBuV)	Over Limit (dB)	Limit (dBuV/m)	Factor (dB)	Type
1		*	2464.096	95.353	63.069	N/A	N/A	32.284	AV
2			2483.500	45.181	12.842	-8.819	54.000	32.340	AV

Note: Measure Level (dB μ V/m) = Reading Level (dB μ V) + Factor (dB)

Factor (dB) = Cable Loss (dB) + Antenna Factor (dB/m)

Site: AC2	Time: 2018/01/19 - 22:54
Limit: FCC_Part15.209_RE(3m)	Engineer: Snake Ni
Probe: BBHA9120D_1-18GHz	Polarity: Vertical
EUT: VR All-In-One Headset	Power: By Battery
Test Mode: Transmit by 802.11n-HT20 at Channel 2462MHz Ant 1 + 2	

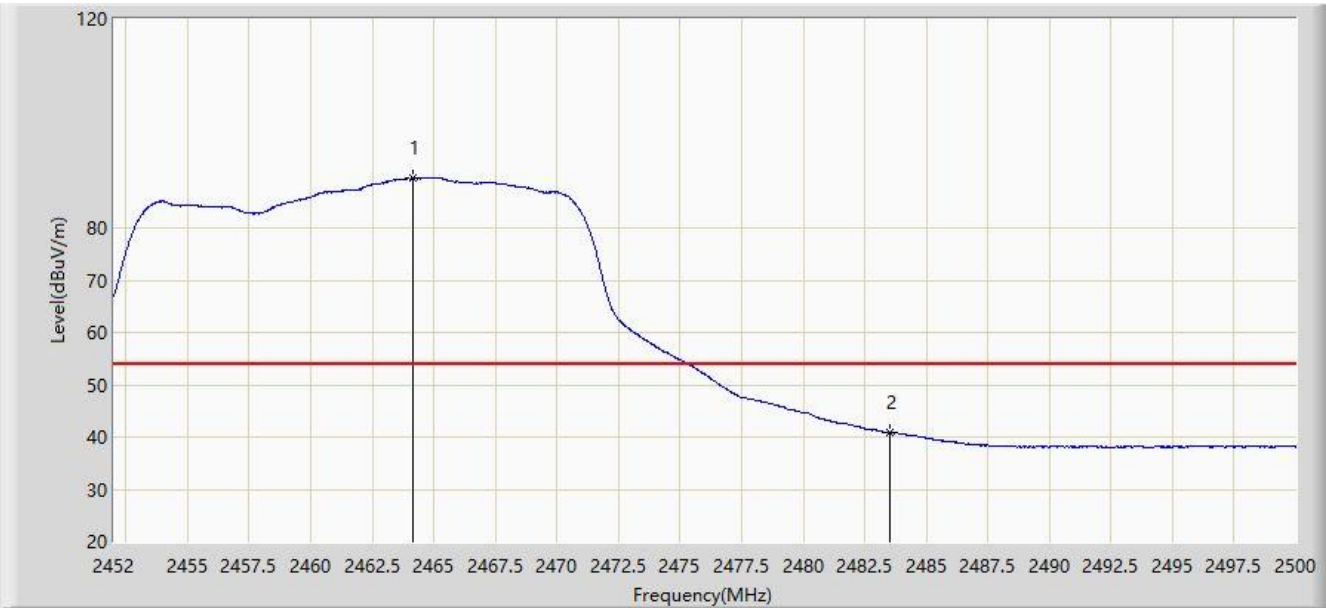


No	Flag	Mark	Frequency (MHz)	Measure Level (dBuV/m)	Reading Level (dBuV)	Over Limit (dB)	Limit (dBuV/m)	Factor (dB)	Type
1		*	2464.888	100.939	68.653	N/A	N/A	32.286	PK
2			2483.500	56.832	24.493	-17.168	74.000	32.340	PK
3			2486.176	59.359	27.009	-14.641	74.000	32.349	PK

Note: Measure Level (dBμV/m) = Reading Level (dBμV) + Factor (dB)

Factor (dB) = Cable Loss (dB) + Antenna Factor (dB/m)

Site: AC2	Time: 2018/01/19 - 22:56
Limit: FCC_Part15.209_RE(3m)	Engineer: Snake Ni
Probe: BBHA9120D_1-18GHz	Polarity: Vertical
EUT: VR All-In-One Headset	Power: By Battery
Test Mode: Transmit by 802.11n-HT20 at Channel 2462MHz Ant 1 + 2	

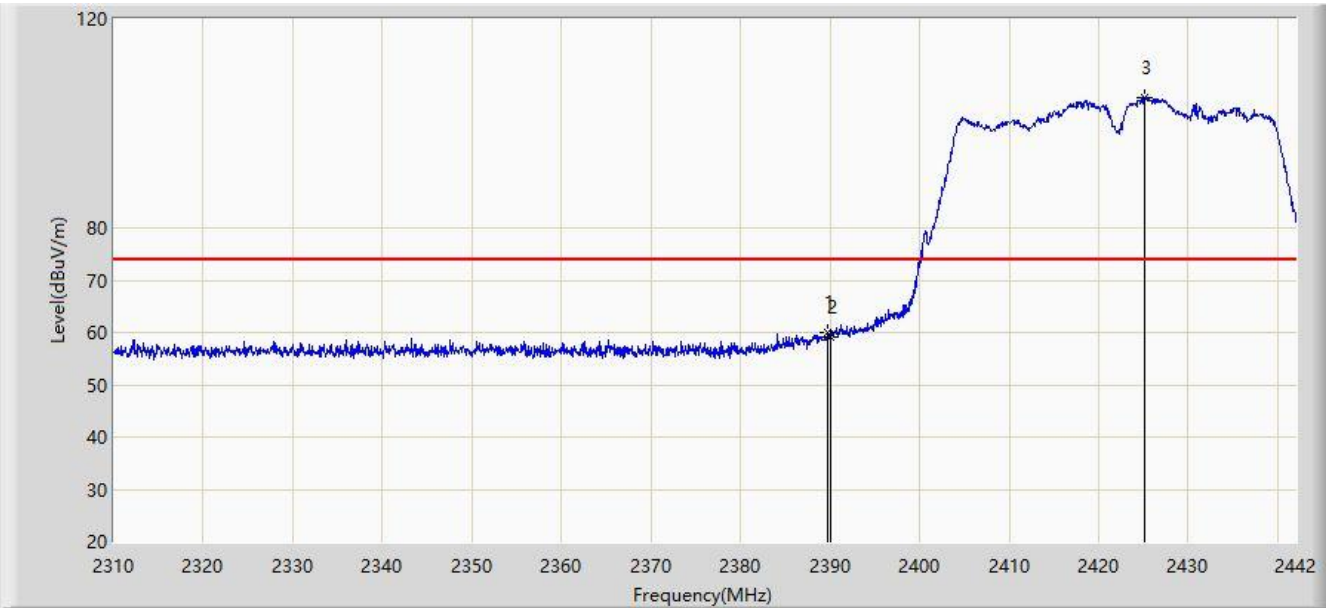


No	Flag	Mark	Frequency (MHz)	Measure Level (dBuV/m)	Reading Level (dBuV)	Over Limit (dB)	Limit (dBuV/m)	Factor (dB)	Type
1		*	2464.144	89.496	57.212	N/A	N/A	32.285	AV
2			2483.500	40.922	8.583	-13.078	54.000	32.340	AV

Note: Measure Level (dBμV/m) = Reading Level (dBμV) + Factor (dB)

Factor (dB) = Cable Loss (dB) + Antenna Factor (dB/m)

Site: AC2	Time: 2018/01/19 - 23:00
Limit: FCC_Part15.209_RE(3m)	Engineer: Snake Ni
Probe: BBHA9120D_1-18GHz	Polarity: Horizontal
EUT: VR All-In-One Headset	Power: By Battery
Test Mode: Transmit by 802.11n-HT40 at Channel 2422MHz Ant 1 + 2	

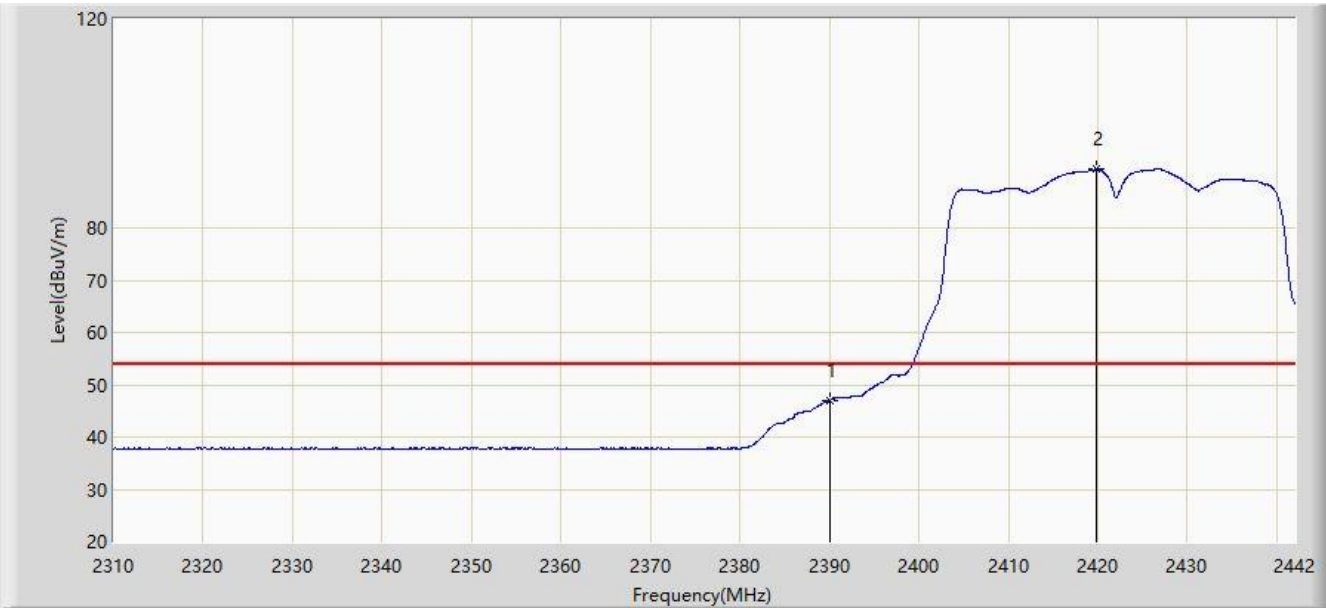


No	Flag	Mark	Frequency (MHz)	Measure Level (dBuV/m)	Reading Level (dBuV)	Over Limit (dB)	Limit (dBuV/m)	Factor (dB)	Type
1			2389.728	60.050	27.723	-13.950	74.000	32.328	PK
2			2390.000	59.041	26.714	-14.959	74.000	32.327	PK
3		*	2425.104	104.988	72.709	N/A	N/A	32.279	PK

Note: Measure Level (dBμV/m) = Reading Level (dBμV) + Factor (dB)

Factor (dB) = Cable Loss (dB) + Antenna Factor (dB/m)

Site: AC2	Time: 2018/01/19 - 23:01
Limit: FCC_Part15.209_RE(3m)	Engineer: Snake Ni
Probe: BBHA9120D_1-18GHz	Polarity: Horizontal
EUT: VR All-In-One Headset	Power: By Battery
Test Mode: Transmit by 802.11n-HT40 at Channel 2422MHz Ant 1 + 2	

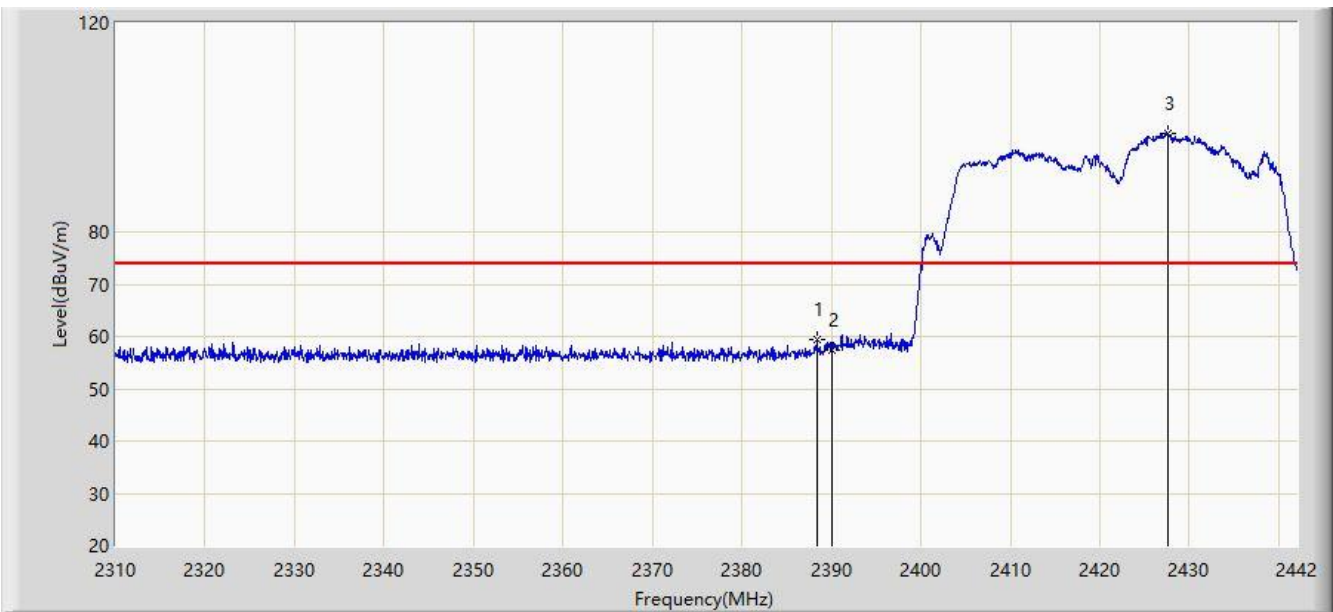


No	Flag	Mark	Frequency (MHz)	Measure Level (dBuV/m)	Reading Level (dBuV)	Over Limit (dB)	Limit (dBuV/m)	Factor (dB)	Type
1			2390.000	46.983	14.656	-7.017	54.000	32.327	AV
2		*	2419.890	91.238	58.957	N/A	N/A	32.281	AV

Note: Measure Level (dBμV/m) = Reading Level (dBμV) + Factor (dB)

Factor (dB) = Cable Loss (dB) + Antenna Factor (dB/m)

Site: AC2	Time: 2018/01/19 - 23:05
Limit: FCC_Part15.209_RE(3m)	Engineer: Snake Ni
Probe: BBHA9120D_1-18GHz	Polarity: Vertical
EUT: VR All-In-One Headset	Power: By Battery
Test Mode: Transmit by 802.11n-HT40 at Channel 2422MHz Ant 1 + 2	

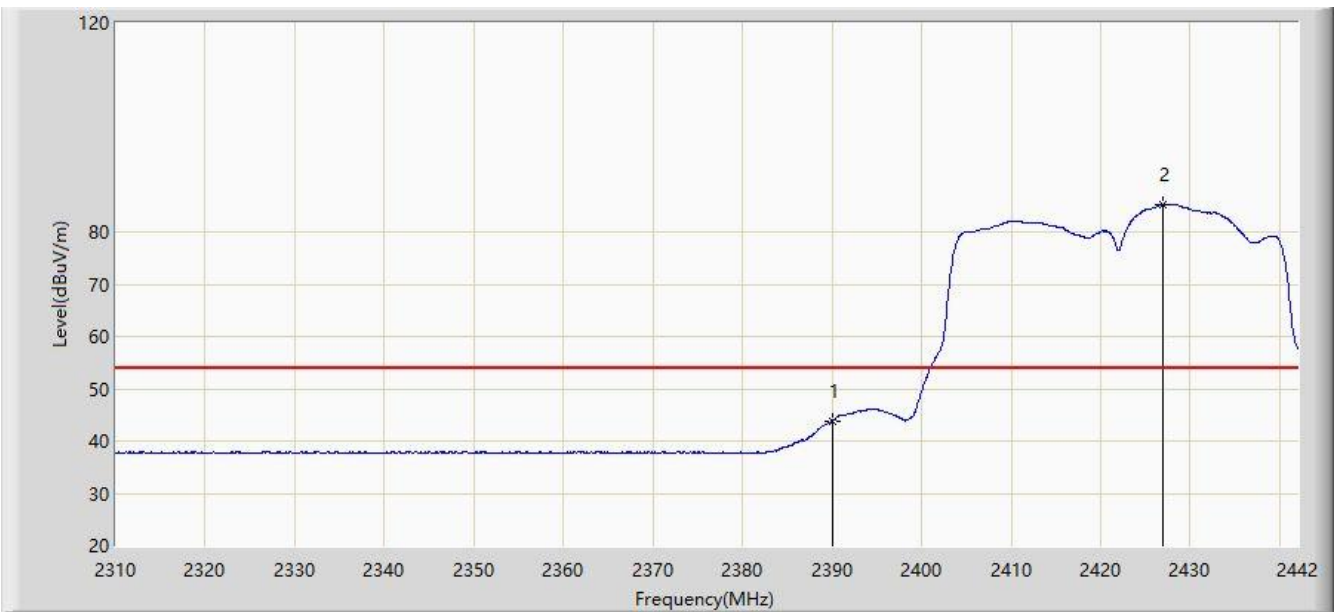


No	Flag	Mark	Frequency (MHz)	Measure Level (dBuV/m)	Reading Level (dBuV)	Over Limit (dB)	Limit (dBuV/m)	Factor (dB)	Type
1			2388.408	59.484	27.155	-14.516	74.000	32.329	PK
2			2390.000	57.442	25.115	-16.558	74.000	32.327	PK
3		*	2427.546	98.954	66.676	N/A	N/A	32.278	PK

Note: Measure Level (dBuV/m) = Reading Level (dBuV) + Factor (dB)

Factor (dB) = Cable Loss (dB) + Antenna Factor (dB/m)

Site: AC2	Time: 2018/01/19 - 23:07
Limit: FCC_Part15.209_RE(3m)	Engineer: Snake Ni
Probe: BBHA9120D_1-18GHz	Polarity: Vertical
EUT: VR All-In-One Headset	Power: By Battery
Test Mode: Transmit by 802.11n-HT40 at Channel 2422MHz Ant 1 + 2	

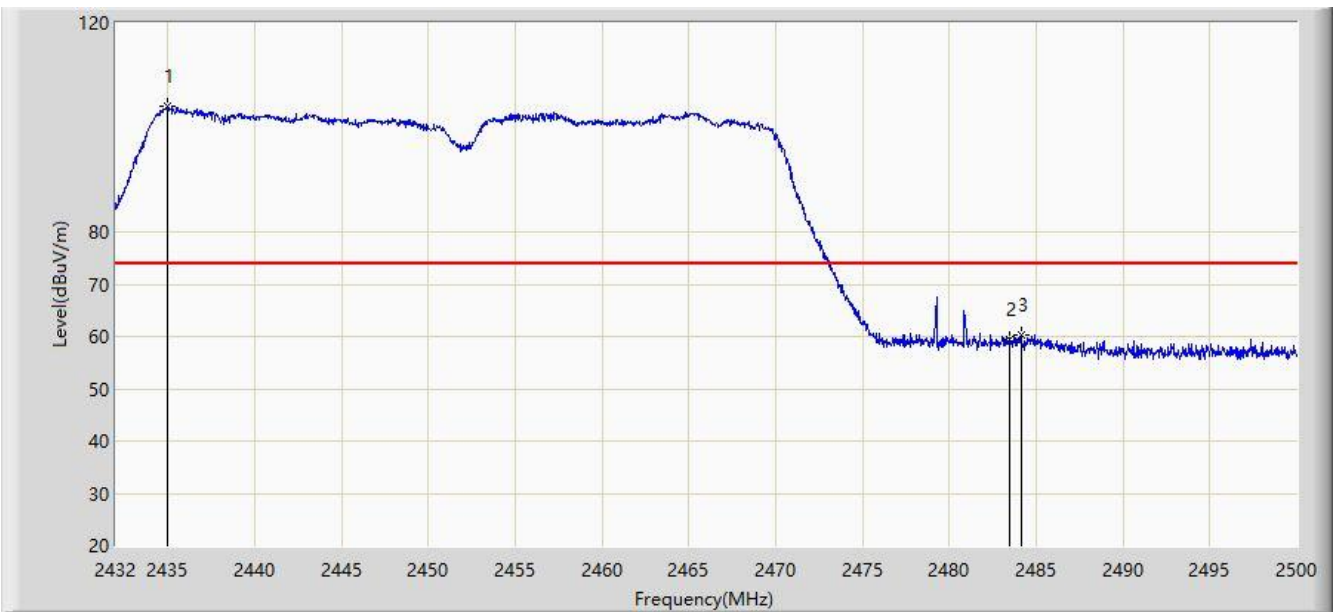


No	Flag	Mark	Frequency (MHz)	Measure Level (dBuV/m)	Reading Level (dBuV)	Over Limit (dB)	Limit (dBuV/m)	Factor (dB)	Type
1			2390.000	43.909	11.582	-10.091	54.000	32.327	AV
2		*	2426.952	85.303	53.025	N/A	N/A	32.278	AV

Note: Measure Level (dB μ V/m) = Reading Level (dB μ V) + Factor (dB)

Factor (dB) = Cable Loss (dB) + Antenna Factor (dB/m)

Site: AC2	Time: 2018/01/19 - 23:12
Limit: FCC_Part15.209_RE(3m)	Engineer: Snake Ni
Probe: BBHA9120D_1-18GHz	Polarity: Horizontal
EUT: VR All-In-One Headset	Power: By Battery
Test Mode: Transmit by 802.11n-HT40 at Channel 2452MHz Ant 1 + 2	

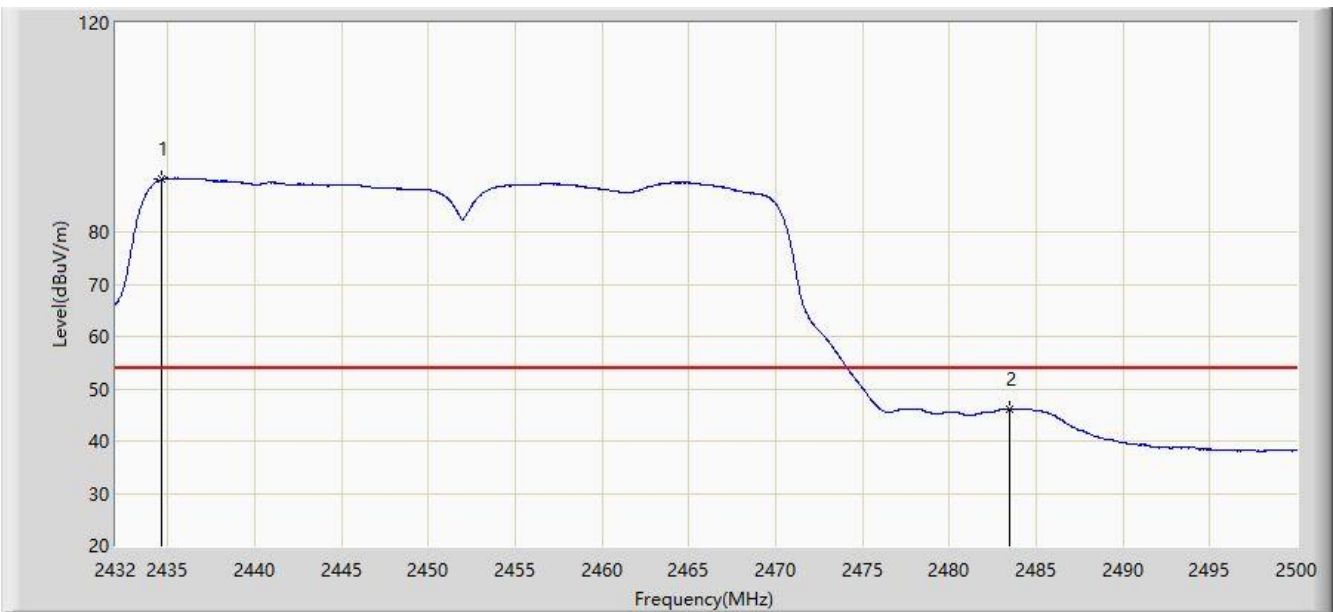


No	Flag	Mark	Frequency (MHz)	Measure Level (dBuV/m)	Reading Level (dBuV)	Over Limit (dB)	Limit (dBuV/m)	Factor (dB)	Type
1		*	2434.958	104.073	71.807	N/A	N/A	32.266	PK
2			2483.500	59.342	27.003	-14.658	74.000	32.340	PK
3			2484.156	60.174	27.832	-13.826	74.000	32.342	PK

Note: Measure Level (dBuV/m) = Reading Level (dBuV) + Factor (dB)

Factor (dB) = Cable Loss (dB) + Antenna Factor (dB/m)

Site: AC2	Time: 2018/01/19 - 23:14
Limit: FCC_Part15.209_RE(3m)	Engineer: Snake Ni
Probe: BBHA9120D_1-18GHz	Polarity: Horizontal
EUT: VR All-In-One Headset	Power: By Battery
Test Mode: Transmit by 802.11n-HT40 at Channel 2452MHz Ant 1 + 2	

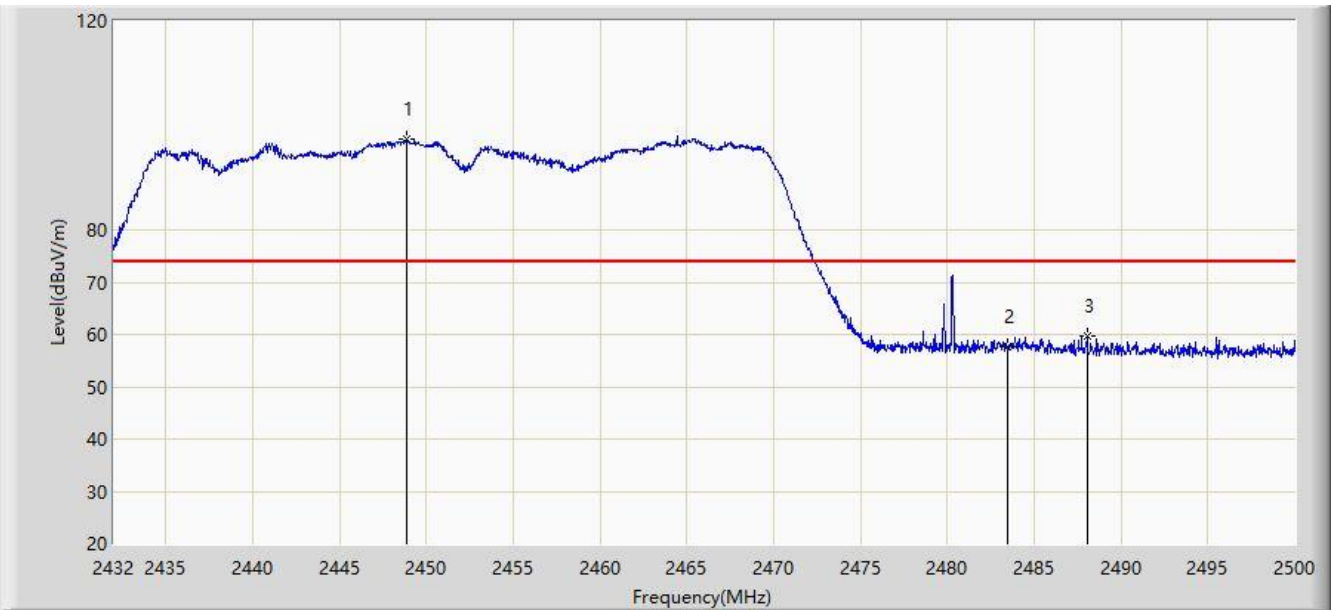


No	Flag	Mark	Frequency (MHz)	Measure Level (dBuV/m)	Reading Level (dBuV)	Over Limit (dB)	Limit (dBuV/m)	Factor (dB)	Type
1		*	2434.652	90.040	57.773	N/A	N/A	32.267	AV
2			2483.500	46.194	13.855	-7.806	54.000	32.340	AV

Note: Measure Level (dB μ V/m) = Reading Level (dB μ V) + Factor (dB)

Factor (dB) = Cable Loss (dB) + Antenna Factor (dB/m)

Site: AC2	Time: 2018/01/19 - 23:18
Limit: FCC_Part15.209_RE(3m)	Engineer: Snake Ni
Probe: BBHA9120D_1-18GHz	Polarity: Vertical
EUT: VR All-In-One Headset	Power: By Battery
Test Mode: Transmit by 802.11n-HT40 at Channel 2452MHz Ant 1 + 2	

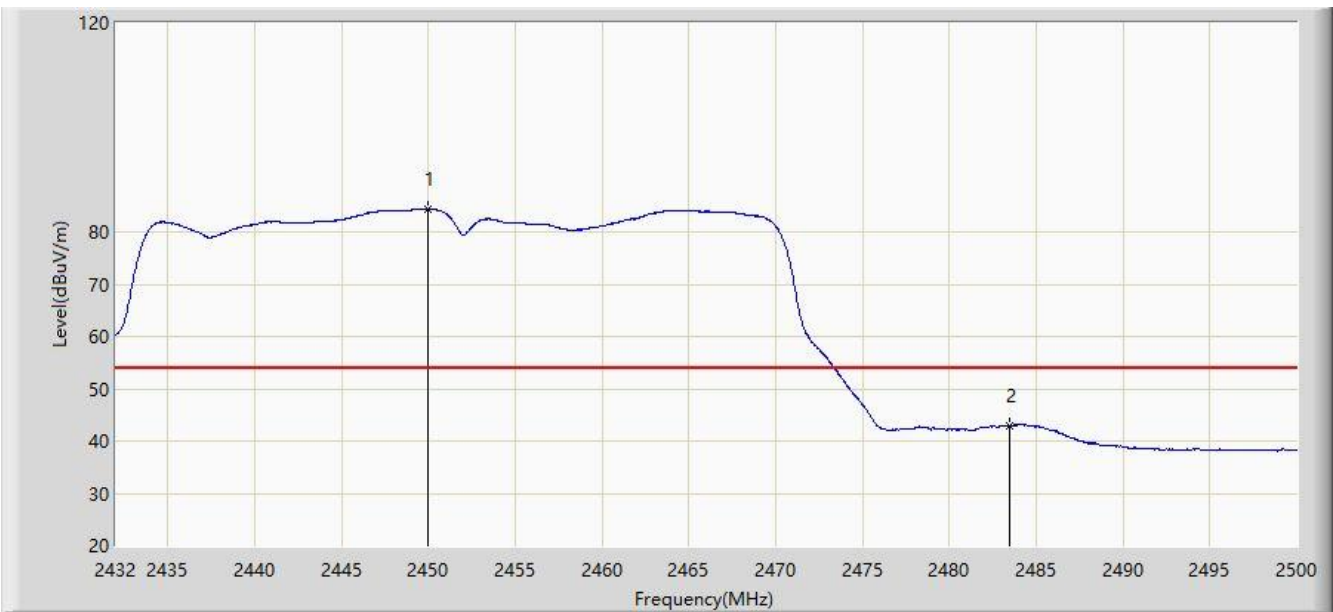


No	Flag	Mark	Frequency (MHz)	Measure Level (dBuV/m)	Reading Level (dBuV)	Over Limit (dB)	Limit (dBuV/m)	Factor (dB)	Type
1		*	2448.830	97.392	65.138	N/A	N/A	32.253	PK
2			2483.500	57.566	25.227	-16.434	74.000	32.340	PK
3			2488.032	59.691	27.334	-14.309	74.000	32.357	PK

Note: Measure Level (dBμV/m) = Reading Level (dBμV) + Factor (dB)

Factor (dB) = Cable Loss (dB) + Antenna Factor (dB/m)

Site: AC2	Time: 2018/01/19 - 23:19
Limit: FCC_Part15.209_RE(3m)	Engineer: Snake Ni
Probe: BBHA9120D_1-18GHz	Polarity: Vertical
EUT: VR All-In-One Headset	Power: By Battery
Test Mode: Transmit by 802.11n-HT40 at Channel 2452MHz Ant 1 + 2	



No	Flag	Mark	Frequency (MHz)	Measure Level (dBuV/m)	Reading Level (dBuV)	Over Limit (dB)	Limit (dBuV/m)	Factor (dB)	Type
1		*	2449.986	84.487	52.231	N/A	N/A	32.257	AV
2			2483.500	42.984	10.645	-11.016	54.000	32.340	AV

Note: Measure Level (dB μ V/m) = Reading Level (dB μ V) + Factor (dB)

Factor (dB) = Cable Loss (dB) + Antenna Factor (dB/m)

7.8. AC Conducted Emissions Measurement

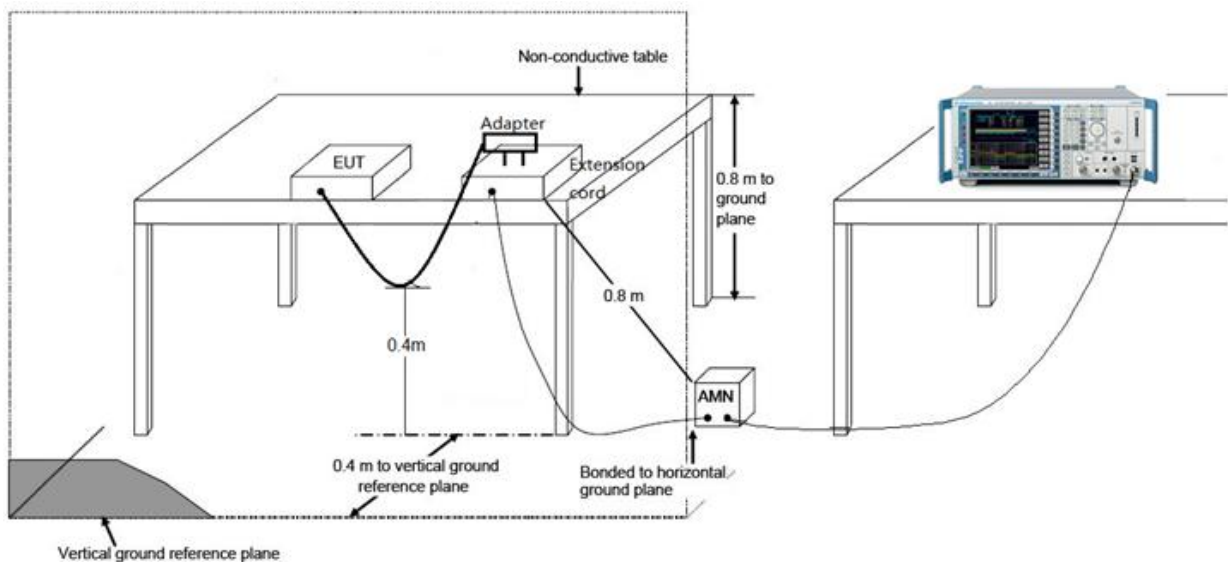
7.8.1. Test Limit

FCC Part 15 Subpart C Paragraph 15.207 Limits		
Frequency (MHz)	QP (dBuV)	AV (dBuV)
0.15 - 0.50	66 - 56	56 - 46
0.50 - 5.0	56	46
5.0 - 30	60	50

Note 1: The lower limit shall apply at the transition frequencies.

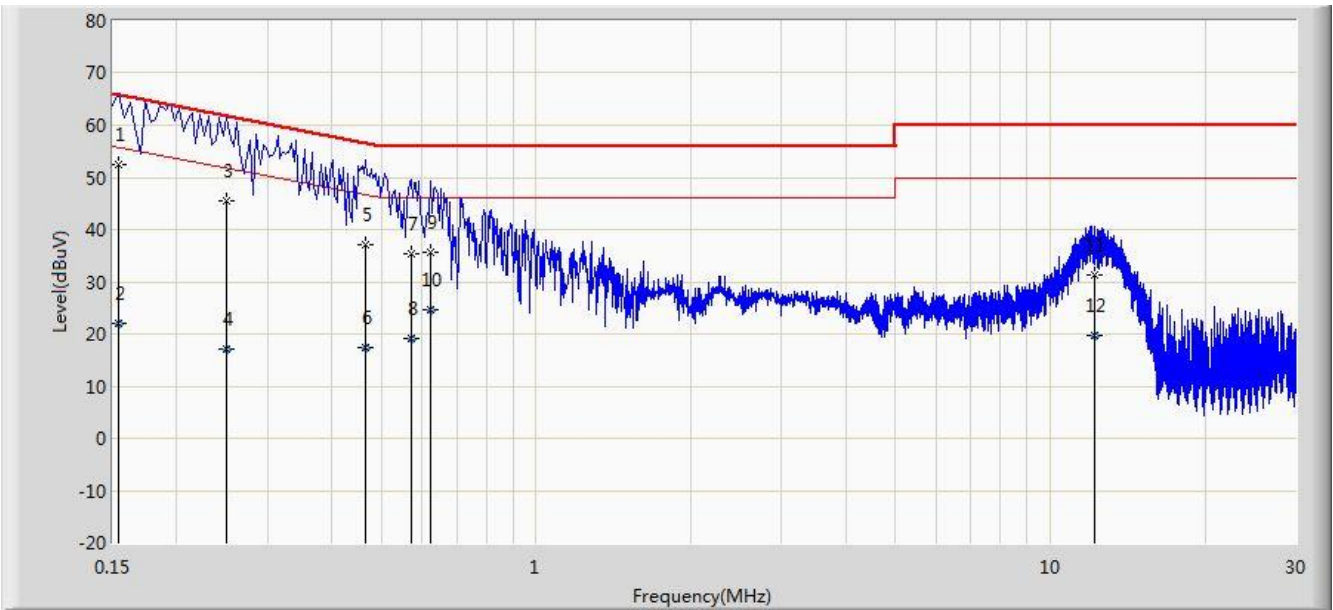
Note 2: The limit decreases linearly with the logarithm of the frequency in the range 0.15MHz to 0.5MHz.

7.8.2. Test Setup



7.8.3. Test Result

Site: SR2	Time: 2017/12/11 - 09:30
Limit: FCC_Part15.207_CE_AC Power	Engineer: Polly Zong
Probe: ENV216_101683_Filter On	Polarity: Line
EUT: VR All-In-One Headset	Power: AC 120V/60Hz
Test Mode 1	

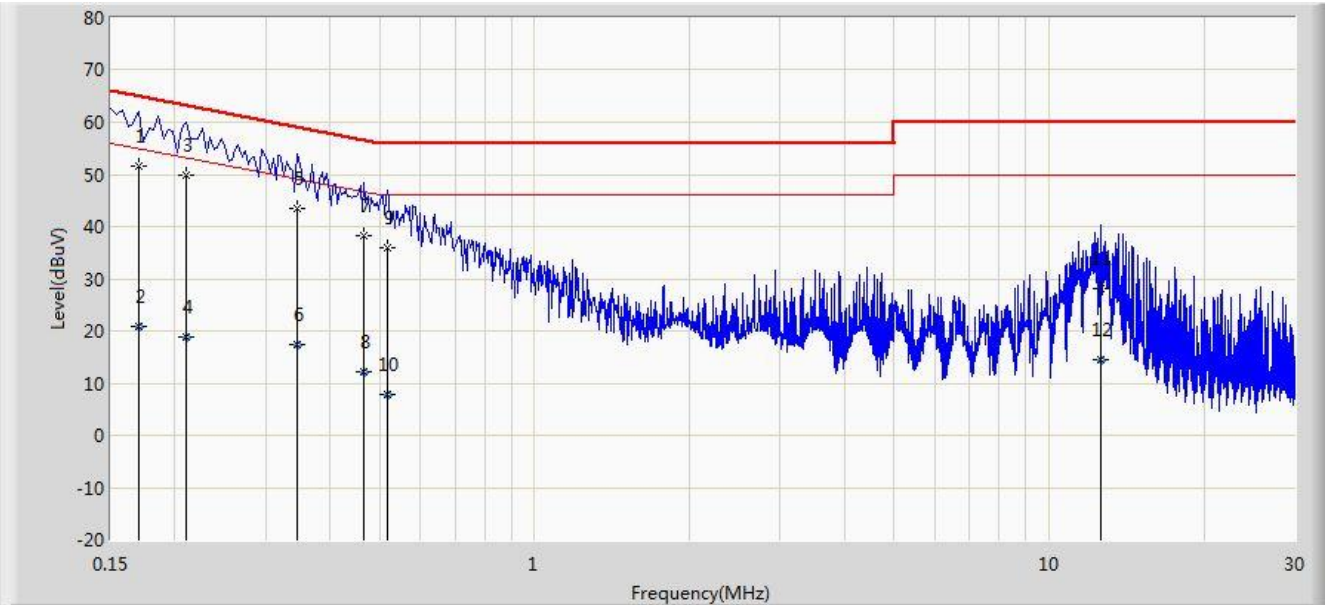


No	Flag	Mark	Frequency (MHz)	Measure Level (dBuV)	Reading Level (dBuV)	Over Limit (dB)	Limit (dBuV)	Factor (dB)	Type
1		*	0.154	52.545	41.805	-13.237	65.781	10.740	QP
2			0.154	22.019	11.279	-33.763	55.781	10.740	AV
3			0.250	45.555	35.591	-16.202	61.757	9.964	QP
4			0.250	17.009	7.045	-34.748	51.757	9.964	AV
5			0.466	37.030	26.892	-19.554	56.585	10.139	QP
6			0.466	17.420	7.281	-29.165	46.585	10.139	AV
7			0.570	35.406	25.276	-20.594	56.000	10.130	QP
8			0.570	19.232	9.102	-26.768	46.000	10.130	AV
9			0.622	35.650	25.547	-20.350	56.000	10.103	QP
10			0.622	24.708	14.604	-21.292	46.000	10.103	AV
11			12.178	31.397	21.303	-28.603	60.000	10.094	QP
12			12.178	19.697	9.603	-30.303	50.000	10.094	AV

Note: Measure Level (dBμV) = Reading Level (dBμV) + Factor (dB)

Factor (dB) = Cable Loss (dB) + LISN Factor (dB)

Site: SR2	Time: 2017/12/11 - 09:36
Limit: FCC_Part15.207_CE_AC Power	Engineer: Polly Zong
Probe: ENV216_101683_Filter On	Polarity: Neutral
EUT: VR All-In-One Headset	Power: AC 120V/60Hz
Test Mode 1	



No	Flag	Mark	Frequency (MHz)	Measure Level (dBuV)	Reading Level (dBuV)	Over Limit (dB)	Limit (dBuV)	Factor (dB)	Type
1		*	0.170	51.739	41.675	-13.221	64.960	10.064	QP
2			0.170	20.905	10.841	-34.055	54.960	10.064	AV
3			0.210	49.795	39.800	-13.411	63.205	9.995	QP
4			0.210	18.912	8.918	-34.293	53.205	9.995	AV
5			0.346	43.532	33.460	-15.526	59.058	10.071	QP
6			0.346	17.409	7.337	-31.649	49.058	10.071	AV
7			0.466	38.148	27.987	-18.437	56.585	10.162	QP
8			0.466	12.040	1.878	-34.545	46.585	10.162	AV
9			0.518	36.076	25.901	-19.924	56.000	10.175	QP
10			0.518	7.765	-2.410	-38.235	46.000	10.175	AV
11			12.618	28.035	17.935	-31.965	60.000	10.101	QP
12			12.618	14.416	4.316	-35.584	50.000	10.101	AV

Note: Measure Level (dBμV) = Reading Level (dBμV) + Factor (dB)

Factor (dB) = Cable Loss (dB) + LISN Factor (dB)

8. CONCLUSION

The data collected relate only the item(s) tested and show that the **VR All-In-One Headset** is in compliance with Part 15C of the FCC Rules.

_____ The End _____