



## Co-location Report

---

**FCC ID:** 2A13G-A7210

**APPLICANT:** Pico Technology Co., Ltd.

**Application Type:** Certification

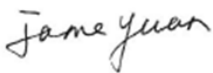
**Product:** VR All-In-One Headset

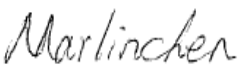
**Model No.:** A7210

**Brand Name:** 

**FCC Classification:** FCC Part 15 Spread Spectrum Transmitter(DSS)  
Digital Transmission System (DTS)

**Test Date:** May 20 ~ June 07 , 2017

Reviewed By :   
( Jame Yuan )

Approved By :   
( Marlin Chen )



The test results relate only to the samples tested.

This equipment has been shown to be capable of compliance with the applicable technical standards as indicated in the measurement report and was tested in accordance with the measurement procedures specified in ANSI C63.4-2013. Test results reported herein relate only to the item(s) tested.

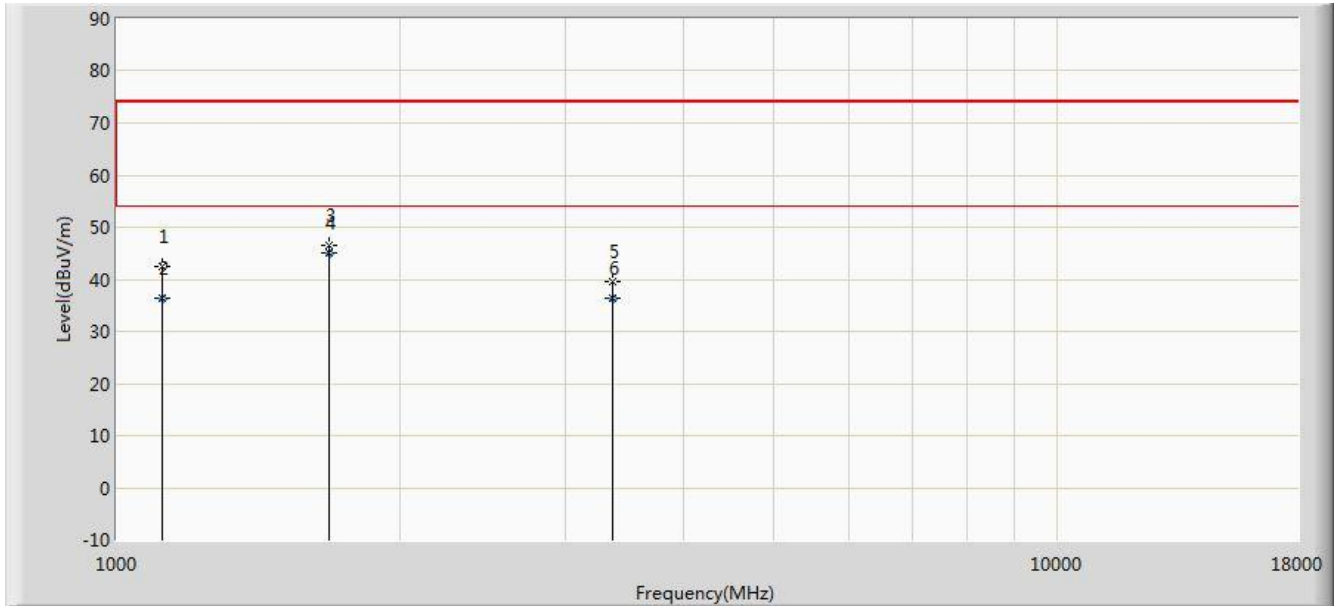
The test report shall not be reproduced except in full without the written approval of MRT Technology (Suzhou) Co., Ltd.

## Revision History

Report No.	Version	Description	Issue Date	Note
1705RSU04205	Rev. 01	Initial report	06-07-2017	Valid

## 1. TEST RESULT of Radiated Emissions for Co-located

Test Mode:	2.4GHz Wi-Fi + 2.4GHz Bluetooth Transmit	Test Site:	AC1
Test Engineer:	Roy	Polarity:	Horizontal
Remark:	There is the ambient noise within frequency range 9kHz~30MHz and 18GHz~40GHz, the permissible value is not show in the report.		



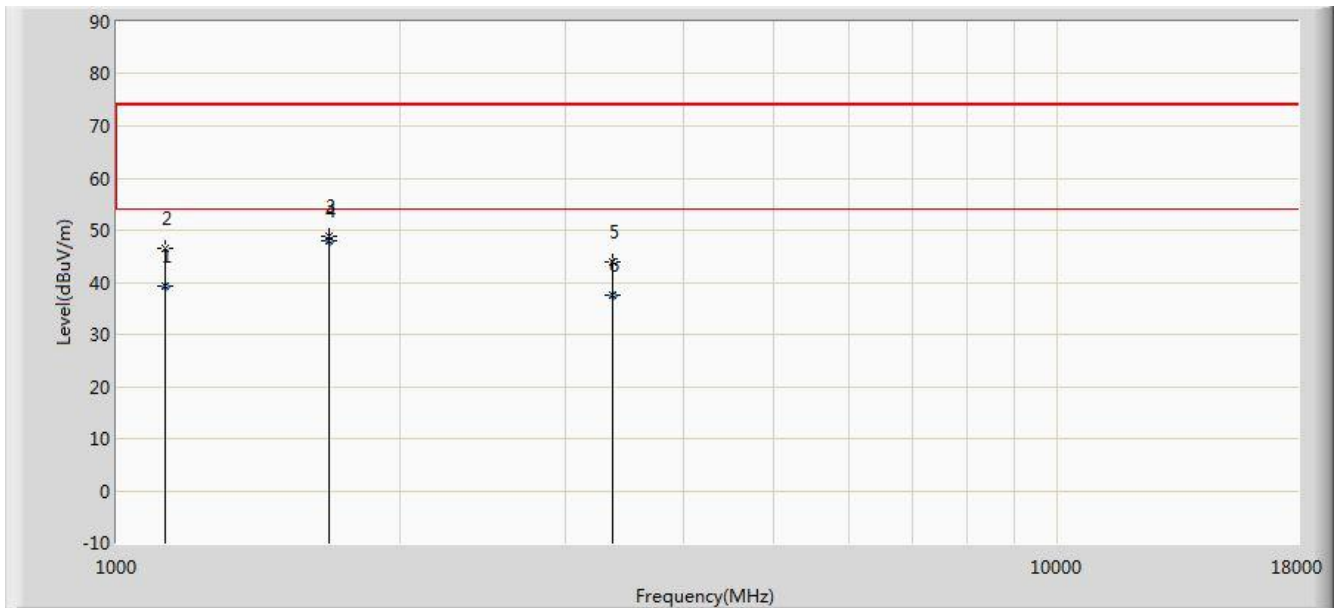
No	Flag	Mark	Frequency (MHz)	Measure Level (dBuV/m)	Reading Level (dBuV)	Over Limit (dB)	Limit (dBuV/m)	Factor (dB)	Type
1			1121.000	42.264	52.481	-31.736	74	-10.217	PK
2			1121.000	36.249	46.465	-17.751	54	-10.216	AV
3			1682.000	46.37	53.936	-27.63	74	-7.566	PK
4		*	1682.000	44.919	52.485	-9.081	54	-7.566	AV
5			3365.000	39.548	41.372	-34.452	74	-1.824	PK
6			3365.040	36.201	38.025	-17.799	54	-1.824	AV

Note 1: Measure Level (dBuV/m) = Reading Level (dBuV) + Factor (dB)

Factor (dB) = Cable Loss (dB) + Antenna Factor (dB/m) – Pre\_Amplifier Gain (dB).

Note 2: We selected the 2.4GHz and 2.4GHz worst-case mode of radiated spurious emissions in the DTS & DSS reports.

Test Mode:	2.4GHz Wi-Fi + 2.4GHz Bluetooth Transmit	Test Site:	AC1
Test Engineer:	Roy	Polarity:	Vertical
Remark:	There is the ambient noise within frequency range 9kHz~30MHz and 18GHz~40GHz, the permissible value is not show in the report.		



No	Flag	Mark	Frequency (MHz)	Measure Level (dBuV/m)	Reading Level (dBuV)	Over Limit (dB)	Limit (dBuV/m)	Factor (dB)	Type
1		*	1129.000	39.178	49.395	-34.822	74	-10.217	AV
2			1128.500	46.374	56.59	-7.626	54	-10.216	PK
3			1682.000	48.725	56.291	-25.275	74	-7.566	PK
4			1682.030	47.737	55.303	-6.263	54	-7.566	AV
5			3365.000	43.746	45.57	-30.254	74	-1.824	PK
6			3365.040	37.501	39.325	-16.499	54	-1.824	AV

Note 1: Measure Level (dBuV/m) = Reading Level (dBuV) + Factor (dB)

Factor (dB) = Cable Loss (dB) + Antenna Factor (dB/m) – Pre\_Amplifier Gain (dB).

Note 2: We selected the 2.4GHz and 2.4GHz worst-case mode of radiated spurious emissions in the DTS & DSS reports.

\_\_\_\_\_ The End \_\_\_\_\_