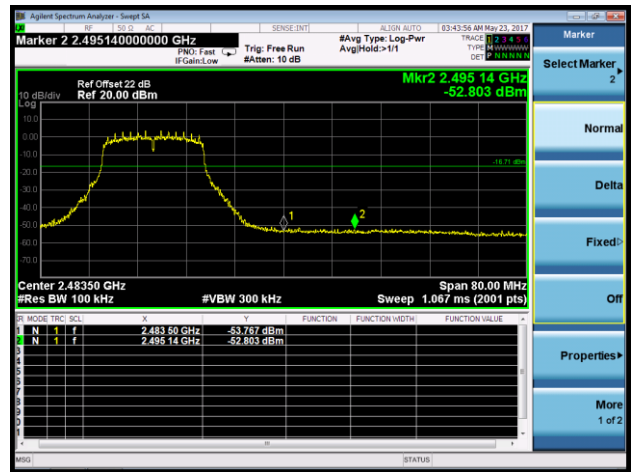


Channel 11 (2462MHz)

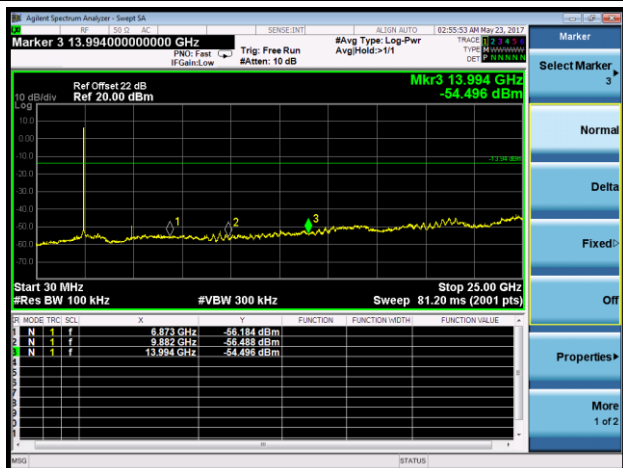
100kHz PSD Reference Level



High Band Edge



Spurious Emission



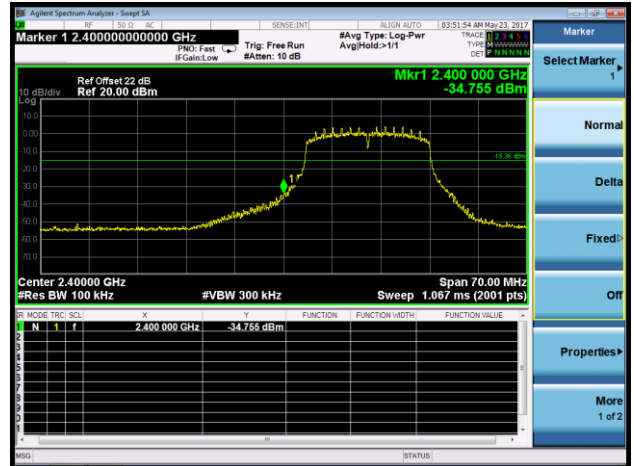
802.11n-HT20 Out-of-Band Emissions

Channel 01 (2412MHz)

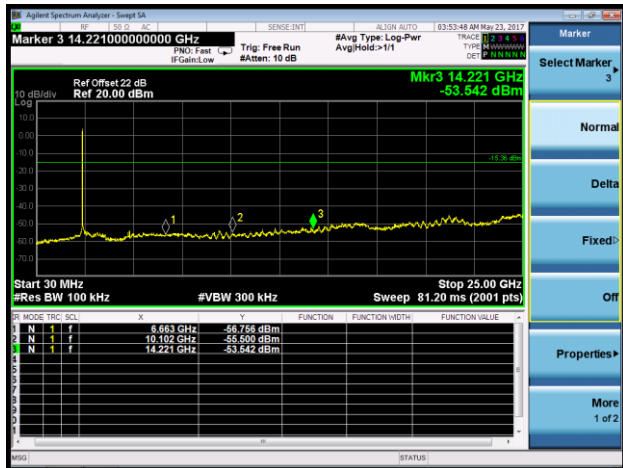
100kHz PSD Reference Level



Low Band Edge

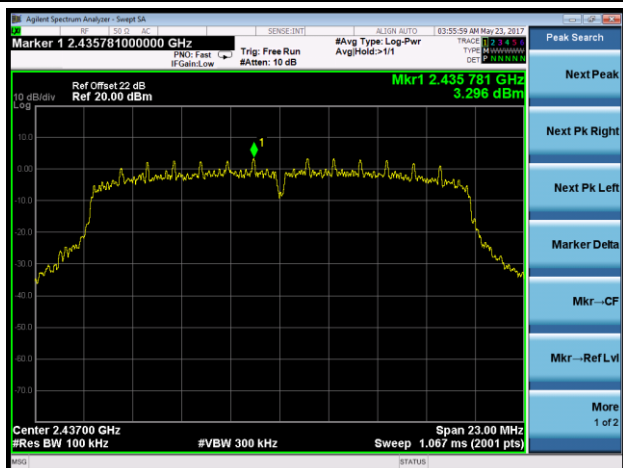


Spurious Emission

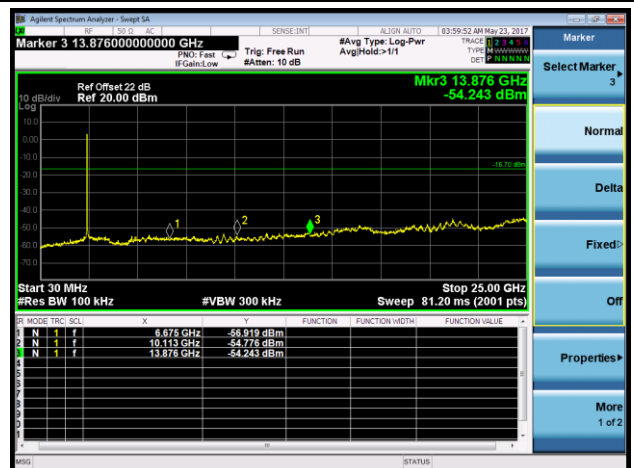


Channel 06 (2437MHz)

100kHz PSD Reference Level



Spurious Emission

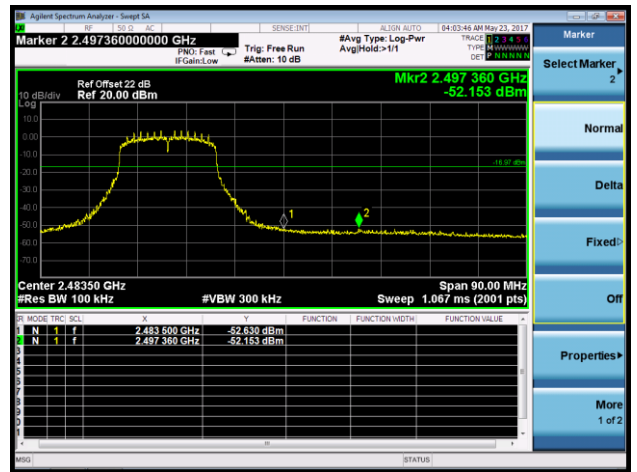


Channel 11 (2462MHz)

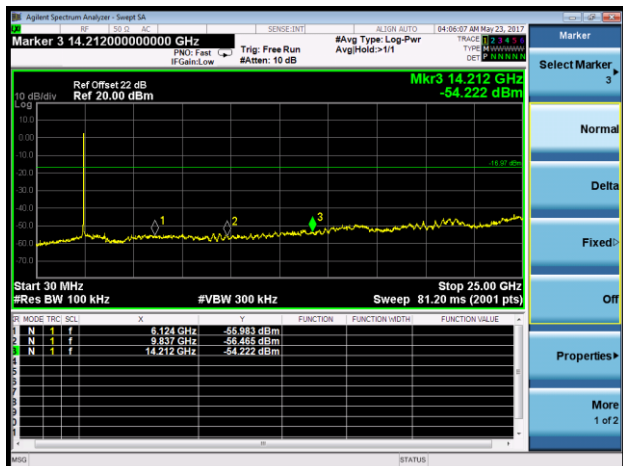
100kHz PSD Reference Level



High Band Edge



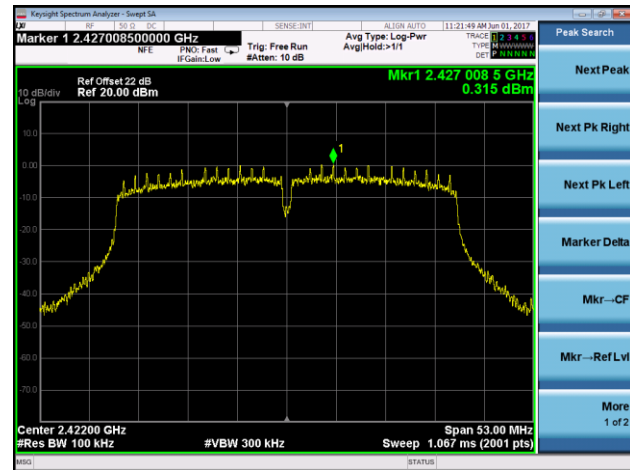
Spurious Emission



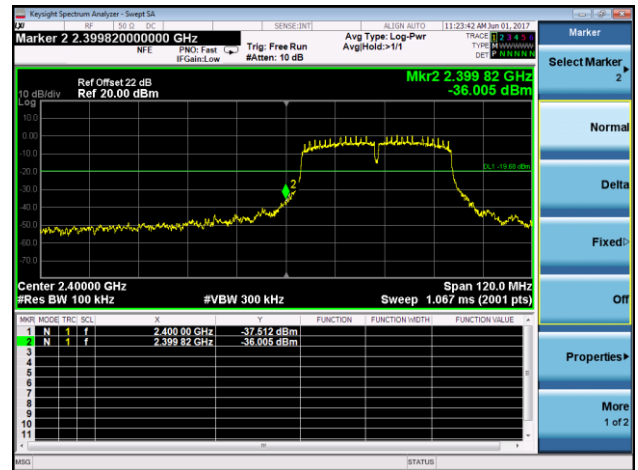
802.11n-HT40 Out-of-Band Emissions

Channel 03 (2422MHz)

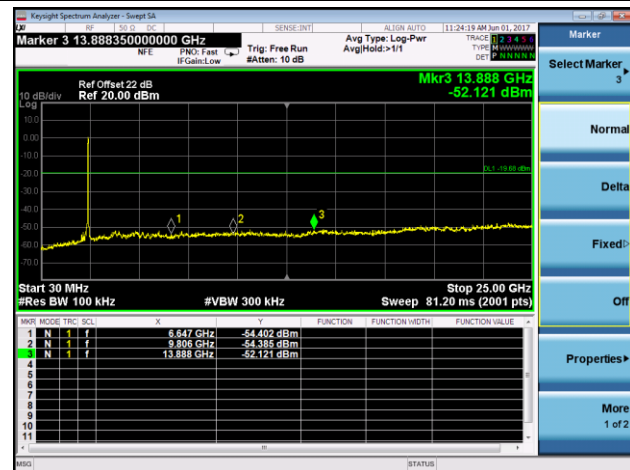
100kHz PSD Reference Level



Low Band Edge

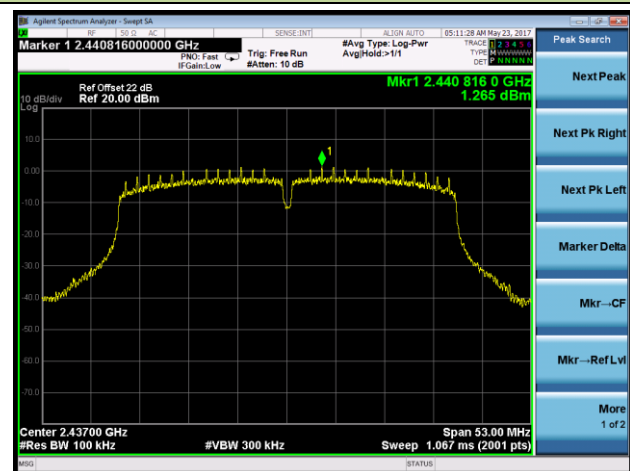


Spurious Emission

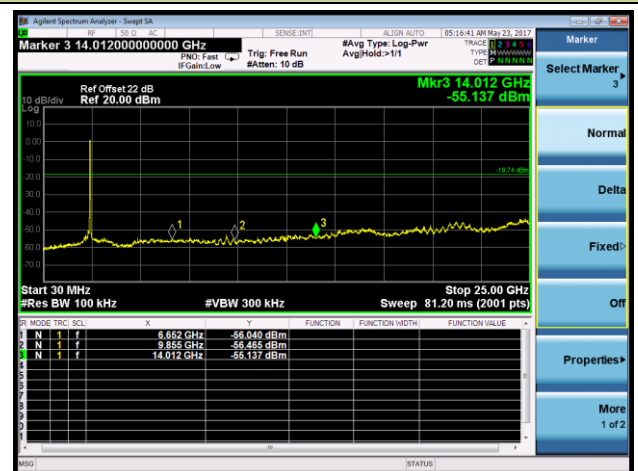


Channel 06 (2437MHz)

100kHz PSD Reference Level

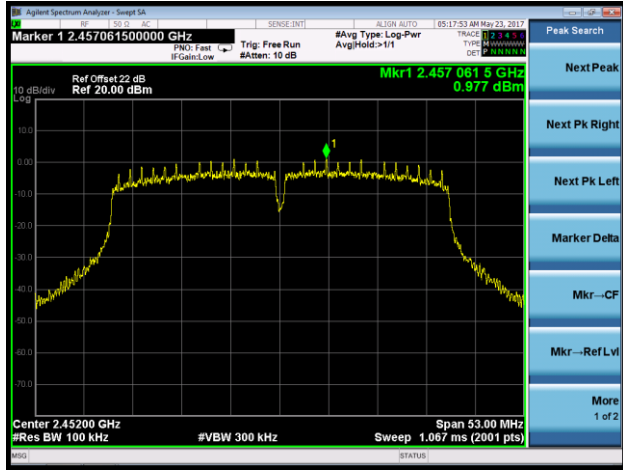


Spurious Emission

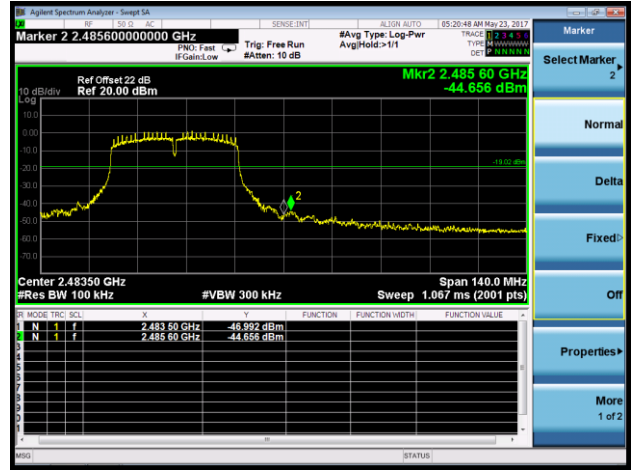


Channel 09 (2452MHz)

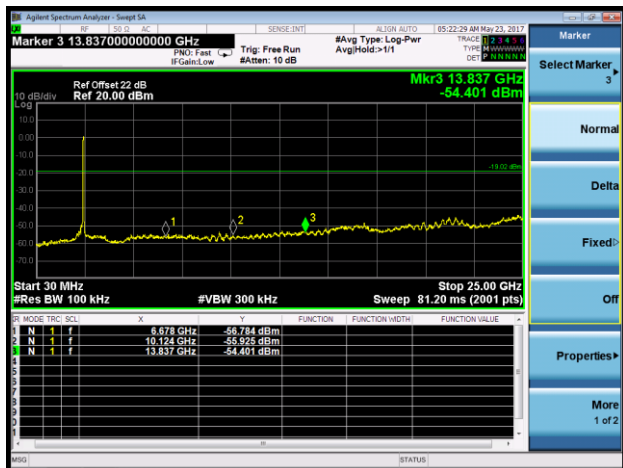
100kHz PSD Reference Level



High Band Edge



Spurious Emission



7.6. Radiated Spurious Emission Measurement

7.6.1. Test Limit

All out of band emissions appearing in a restricted band as specified in Section 15.205 of the Title 47 CFR must not exceed the limits shown in Table per Section 15.209.

| FCC Part 15 Subpart C Paragraph 15.209 | | |
|--|-----------------------|----------------------------|
| Frequency [MHz] | Field Strength [uV/m] | Measured Distance [Meters] |
| 0.009 – 0.490 | 2400/F (kHz) | 300 |
| 0.490 – 1.705 | 24000/F (kHz) | 30 |
| 1.705 - 30 | 30 | 30 |
| 30 - 88 | 100 | 3 |
| 88 - 216 | 150 | 3 |
| 216 - 960 | 200 | 3 |
| Above 960 | 500 | 3 |

7.6.2. Test Procedure Used

KDB 558074 D01v04 – Section 12.2.3 (quasi-peak measurements)

KDB 558074 D01v04 – Section 12.2.4 (peak power measurements)

KDB 558074 D01v04 – Section 12.2.5 (average power measurements)

7.6.3. Test Setting

Peak Field Strength Measurements per Section 12.2.4 of KDB 558074 D01v04

1. Analyzer center frequency was set to the frequency of the radiated spurious emission of interest
2. RBW = as specified in Table 1
3. VBW = 3MHz
4. Detector = peak
5. Sweep time = auto couple

6. Trace mode = max hold
7. Trace was allowed to stabilize

Table 1 - RBW as a function of frequency

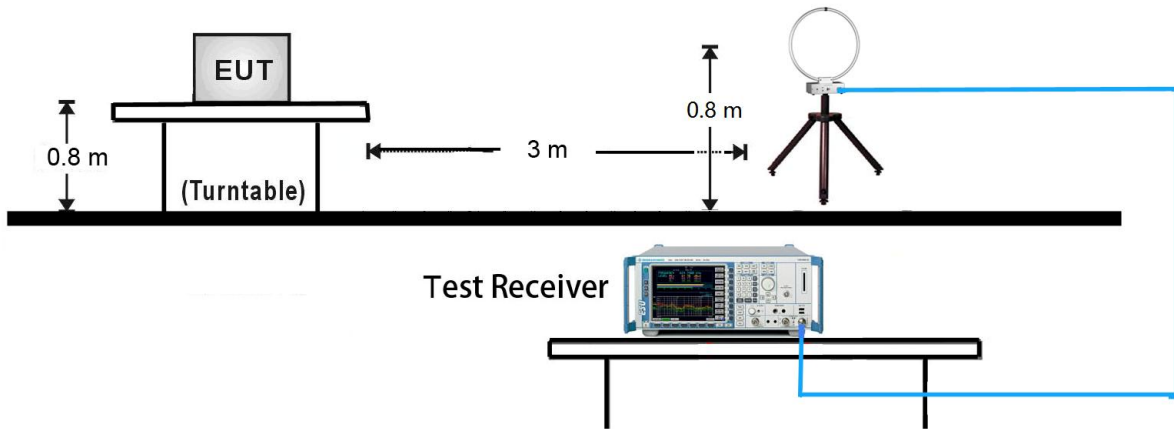
| Frequency | RBW |
|---------------|---------------|
| 9 ~ 150 kHz | 200 ~ 300 Hz |
| 0.15 ~ 30 MHz | 9 ~ 10 kHz |
| 30 ~ 1000 MHz | 100 ~ 120 kHz |
| > 1000 MHz | 1 MHz |

Average Field Strength Measurements per Section 12.2.5.3 of KDB 558074 D01v04

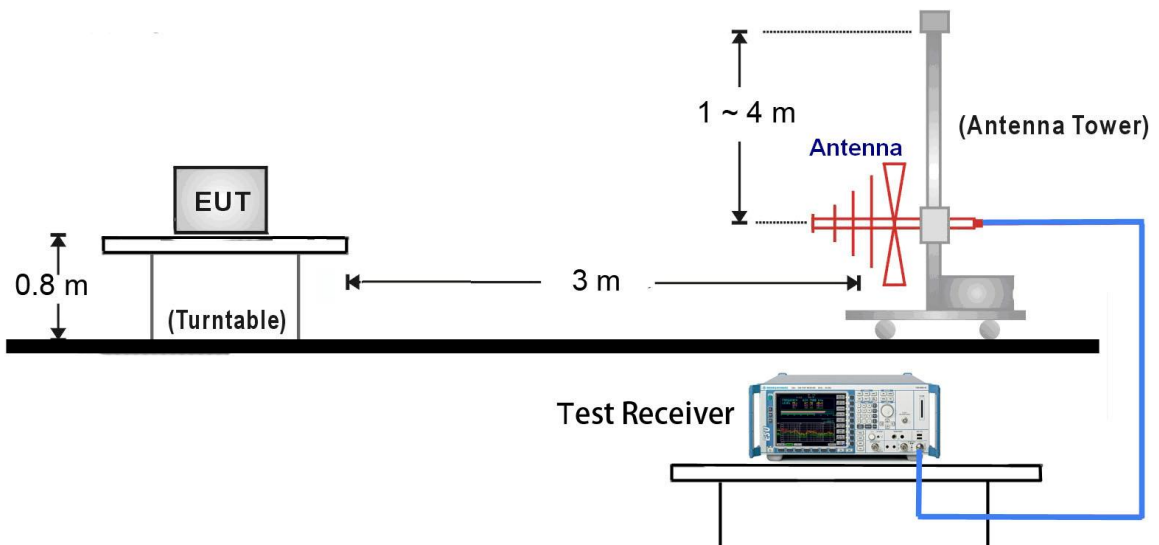
1. Analyzer center frequency was set to the frequency of the radiated spurious emission of interest
2. RBW = 1MHz
3. VBW \geq 1/T
4. De As an alternative, the instrument may be set to linear detector mode. Ensure that video filtering is applied in linear voltage domain (rather than in a log or dB domain). Some instruments require linear display mode in order to accomplish this. Others have a setting for Average-VBW Type, which can be set to "Voltage" regardless of the display mode
5. Detector = Peak
6. Sweep time = auto
7. Trace mode = max hold
8. Allow max hold to run for at least 50 times (1/duty cycle) traces

7.6.4. Test Setup

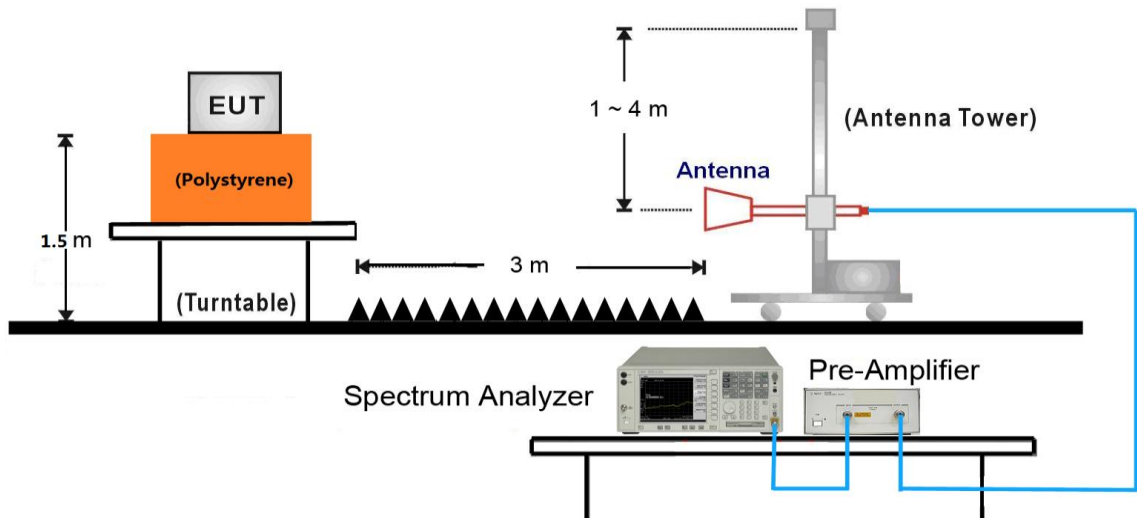
9kHz ~ 30MHz Test Setup:



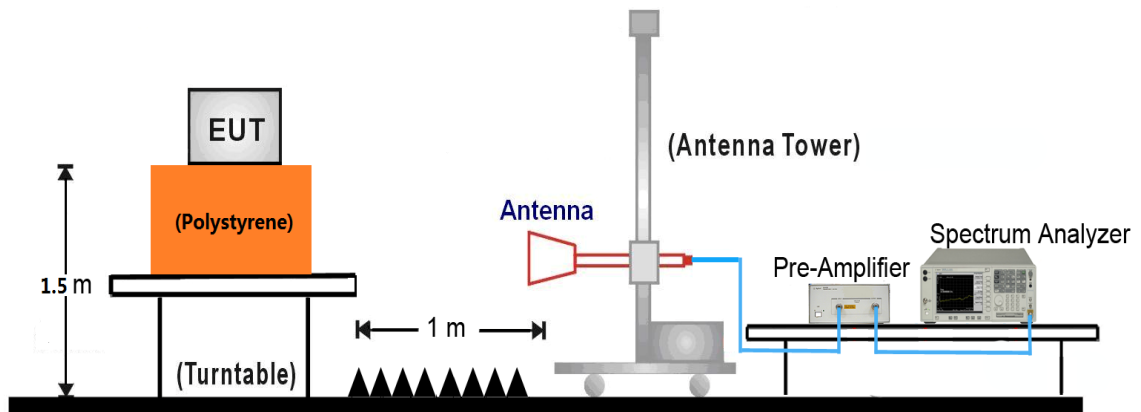
30MHz ~ 1GHz Test Setup:



1GHz ~ 18GHz Test Setup:



18GHz ~25GHz Test Setup:



7.6.5. Test Result

Remark: There are the ambient noise within frequency range 9 kHz ~ 30 MHz and 18GHz ~ 25GHz, the permissible value is not show in the report.

| | | | |
|---------------|---|----------------|------------|
| Test Mode: | 802.11b | Test Site: | AC1 |
| Test Channel: | 01 | Test Engineer: | Bruce Wang |
| Remark: | 1. Average measurement was not performed if peak level lower than average limit. 2. Other frequency was 20dB below limit line within 1-18GHz, there is not show in the report. | | |

| Mark | Frequency (MHz) | Reading Level (dB μ V) | Factor (dB) | Measure Level (dB μ V/m) | Limit (dB μ V/m) | Margin (dB) | Detector | Polarization |
|------|-----------------|----------------------------|-------------|------------------------------|----------------------|-------------|----------|--------------|
| | 3966.50 | 36.58 | 0.33 | 36.91 | 74.00 | -37.09 | Peak | Horizontal |
| | 4825.00 | 38.25 | 2.70 | 40.95 | 74.00 | -33.05 | Peak | Horizontal |
| * | 6491.00 | 34.61 | 5.91 | 40.52 | 85.90 | -45.42 | Peak | Horizontal |
| * | 9882.50 | 34.36 | 11.59 | 45.95 | 85.90 | -39.99 | Peak | Horizontal |
| | 3839.00 | 36.48 | -0.01 | 36.47 | 74.00 | -37.53 | Peak | Vertical |
| | 4825.00 | 38.84 | 2.70 | 41.54 | 74.00 | -32.46 | Peak | Vertical |
| * | 6440.00 | 35.31 | 5.70 | 41.01 | 85.90 | -44.93 | Peak | Vertical |
| * | 9721.00 | 35.60 | 11.07 | 46.67 | 85.90 | -39.27 | Peak | Vertical |

Note 1: "*" is not in restricted band, its limit is 20dBc of the fundamental emission level (105.9dB μ V/m).

Note 2: Measure Level (dB μ V/m) = Reading Level (dB μ V) + Factor (dB)

Factor (dB) = Cable Loss (dB) + Antenna Factor (dB/m) - Pre_Amplifier Gain (dB)

| | | | |
|---------------|---|----------------|------------|
| Test Mode: | 802.11b | Test Site: | AC1 |
| Test Channel: | 06 | Test Engineer: | Bruce Wang |
| Remark: | 1. Average measurement was not performed if peak level lower than average limit. 2. Other frequency was 20dB below limit line within 1-18GHz, there is not show in the report. | | |

| Mark | Frequency (MHz) | Reading Level (dB μ V) | Factor (dB) | Measure Level (dB μ V/m) | Limit (dB μ V/m) | Margin (dB) | Detector | Polarization |
|------|-----------------|----------------------------|-------------|------------------------------|----------------------|-------------|----------|--------------|
| | 3898.50 | 35.82 | 0.19 | 36.01 | 74.00 | -37.99 | Peak | Horizontal |
| | 4876.00 | 38.12 | 2.68 | 40.80 | 74.00 | -33.20 | Peak | Horizontal |
| * | 6593.00 | 35.23 | 6.00 | 41.23 | 87.30 | -46.02 | Peak | Horizontal |
| * | 9814.50 | 33.53 | 11.57 | 45.10 | 87.30 | -42.15 | Peak | Horizontal |
| | 3881.50 | 36.05 | 0.13 | 36.18 | 74.00 | -37.82 | Peak | Vertical |
| | 4876.00 | 38.56 | 2.68 | 41.24 | 74.00 | -32.76 | Peak | Vertical |
| * | 6516.50 | 35.55 | 5.95 | 41.50 | 87.30 | -45.75 | Peak | Vertical |
| * | 9721.00 | 34.28 | 11.07 | 45.35 | 87.30 | -41.90 | Peak | Vertical |

Note 1: "*" is not in restricted band, its limit is 20dBc of the fundamental emission level (107.3dB μ V/m) or FCC 15.209 which is higher.

Note 2: Measure Level (dB μ V/m) = Reading Level (dB μ V) + Factor (dB)

Factor (dB) = Cable Loss (dB) + Antenna Factor (dB/m) - Pre_Amplifier Gain (dB)

| | | | |
|---------------|---|----------------|------------|
| Test Mode: | 802.11b | Test Site: | AC1 |
| Test Channel: | 11 | Test Engineer: | Bruce Wang |
| Remark: | 1. Average measurement was not performed if peak level lower than average limit. 2. Other frequency was 20dB below limit line within 1-18GHz, there is not show in the report. | | |

| Mark | Frequency (MHz) | Reading Level (dBμV) | Factor (dB) | Measure Level (dBμV/m) | Limit (dBμV/m) | Margin (dB) | Detector | Polarization |
|------|-----------------|----------------------|-------------|------------------------|----------------|-------------|----------|--------------|
| | 3924.00 | 36.62 | 0.25 | 36.87 | 74.00 | -37.13 | Peak | Horizontal |
| | 4927.00 | 38.77 | 2.77 | 41.54 | 74.00 | -32.46 | Peak | Horizontal |
| * | 6380.50 | 36.53 | 5.30 | 41.83 | 87.00 | -45.17 | Peak | Horizontal |
| * | 9942.00 | 33.51 | 11.49 | 45.00 | 87.00 | -42.00 | Peak | Horizontal |
| | 3839.00 | 36.59 | -0.01 | 36.58 | 74.00 | -37.42 | Peak | Vertical |
| | 4927.00 | 39.18 | 2.77 | 41.95 | 74.00 | -32.05 | Peak | Vertical |
| * | 6652.50 | 36.13 | 5.99 | 42.12 | 87.00 | -44.88 | Peak | Vertical |
| * | 9738.00 | 35.64 | 11.21 | 46.85 | 87.00 | -40.15 | Peak | Vertical |

Note 1: "*" is not in restricted band, its limit is 20dBc of the fundamental emission level (107.0dBμV/m) or FCC 15.209 which is higher.

Note 2: Measure Level (dBμV/m) = Reading Level (dBμV) + Factor (dB)

Factor (dB) = Cable Loss (dB) + Antenna Factor (dB/m) - Pre_Amplifier Gain (dB)

| | | | |
|---------------|---|----------------|------------|
| Test Mode: | 802.11g | Test Site: | AC1 |
| Test Channel: | 01 | Test Engineer: | Bruce Wang |
| Remark: | 1. Average measurement was not performed if peak level lower than average limit. 2. Other frequency was 20dB below limit line within 1-18GHz, there is not show in the report. | | |

| Mark | Frequency (MHz) | Reading Level (dB μ V) | Factor (dB) | Measure Level (dB μ V/m) | Limit (dB μ V/m) | Margin (dB) | Detector | Polarization |
|------|-----------------|----------------------------|-------------|------------------------------|----------------------|-------------|----------|--------------|
| | 3915.50 | 35.91 | 0.23 | 36.14 | 74.00 | -37.86 | Peak | Horizontal |
| | 4774.00 | 37.13 | 2.64 | 39.77 | 74.00 | -34.23 | Peak | Horizontal |
| * | 6516.50 | 36.18 | 5.95 | 42.13 | 86.30 | -44.17 | Peak | Horizontal |
| * | 9806.00 | 34.60 | 11.52 | 46.12 | 86.30 | -40.18 | Peak | Horizontal |
| | 3822.00 | 36.87 | -0.11 | 36.76 | 74.00 | -37.24 | Peak | Vertical |
| | 4816.50 | 35.64 | 2.70 | 38.34 | 74.00 | -35.66 | Peak | Vertical |
| * | 6440.00 | 35.11 | 5.70 | 40.81 | 86.30 | -45.49 | Peak | Vertical |
| * | 9848.50 | 33.99 | 11.61 | 45.60 | 86.30 | -40.70 | Peak | Vertical |

Note 1: "*" is not in restricted band, its limit is 20dBc of the fundamental emission level (106.3dB μ V/m) or FCC 15.209 which is higher.

Note 2: Measure Level (dB μ V/m) = Reading Level (dB μ V) + Factor (dB)

Factor (dB) = Cable Loss (dB) + Antenna Factor (dB/m) - Pre_Amplifier Gain (dB)

| | | | |
|---------------|---|----------------|------------|
| Test Mode: | 802.11g | Test Site: | AC1 |
| Test Channel: | 06 | Test Engineer: | Bruce Wang |
| Remark: | 1. Average measurement was not performed if peak level lower than average limit. 2. Other frequency was 20dB below limit line within 1-18GHz, there is not show in the report. | | |

| Mark | Frequency (MHz) | Reading Level (dB μ V) | Factor (dB) | Measure Level (dB μ V/m) | Limit (dB μ V/m) | Margin (dB) | Detector | Polarization |
|------|-----------------|----------------------------|-------------|------------------------------|----------------------|-------------|----------|--------------|
| | 3924.00 | 36.66 | 0.25 | 36.91 | 74.00 | -37.09 | Peak | Horizontal |
| | 4723.00 | 37.43 | 2.44 | 39.87 | 74.00 | -34.13 | Peak | Horizontal |
| * | 6389.00 | 35.56 | 5.34 | 40.90 | 87.00 | -46.10 | Peak | Horizontal |
| * | 9891.00 | 34.58 | 11.58 | 46.16 | 87.00 | -40.84 | Peak | Horizontal |
| | 3754.00 | 37.37 | -0.38 | 36.99 | 74.00 | -37.01 | Peak | Vertical |
| | 4757.00 | 36.78 | 2.58 | 39.36 | 74.00 | -34.64 | Peak | Vertical |
| * | 6448.50 | 35.37 | 5.73 | 41.10 | 87.00 | -45.90 | Peak | Vertical |
| * | 9755.00 | 34.69 | 11.39 | 46.08 | 87.00 | -40.92 | Peak | Vertical |

Note 1: "*" is not in restricted band, its limit is 20dBc of the fundamental emission level (107.0dB μ V/m) or FCC 15.209 which is higher.

Note 2: Measure Level (dB μ V/m) = Reading Level (dB μ V) + Factor (dB)

Factor (dB) = Cable Loss (dB) + Antenna Factor (dB/m) - Pre_Amplifier Gain (dB)

| | | | |
|---------------|---|----------------|------------|
| Test Mode: | 802.11g | Test Site: | AC1 |
| Test Channel: | 11 | Test Engineer: | Bruce Wang |
| Remark: | 1. Average measurement was not performed if peak level lower than average limit. 2. Other frequency was 20dB below limit line within 1-18GHz, there is not show in the report. | | |

| Mark | Frequency (MHz) | Reading Level (dB μ V) | Factor (dB) | Measure Level (dB μ V/m) | Limit (dB μ V/m) | Margin (dB) | Detector | Polarization |
|------|-----------------|----------------------------|-------------|------------------------------|----------------------|-------------|----------|--------------|
| | 3847.50 | 36.05 | 0.03 | 36.08 | 74.00 | -37.92 | Peak | Horizontal |
| | 4757.00 | 36.69 | 2.58 | 39.27 | 74.00 | -34.73 | Peak | Horizontal |
| * | 6482.50 | 35.53 | 5.86 | 41.39 | 87.00 | -45.61 | Peak | Horizontal |
| * | 9891.00 | 35.08 | 11.58 | 46.66 | 87.00 | -40.34 | Peak | Horizontal |
| | 3881.50 | 36.39 | 0.13 | 36.52 | 74.00 | -37.48 | Peak | Vertical |
| | 4842.00 | 36.71 | 2.70 | 39.41 | 74.00 | -34.59 | Peak | Vertical |
| * | 6363.50 | 35.17 | 5.22 | 40.39 | 87.00 | -46.61 | Peak | Vertical |
| * | 9678.50 | 35.32 | 10.90 | 46.22 | 87.00 | -40.78 | Peak | Vertical |

Note 1: "*" is not in restricted band, its limit is 20dBc of the fundamental emission level (107.0dB μ V/m) or FCC 15.209 which is higher.

Note 2: Measure Level (dB μ V/m) = Reading Level (dB μ V) + Factor (dB)

Factor (dB) = Cable Loss (dB) + Antenna Factor (dB/m) - Pre_Amplifier Gain (dB)

| | | | |
|---------------|---|----------------|------------|
| Test Mode: | 802.11n-HT20 | Test Site: | AC1 |
| Test Channel: | 01 | Test Engineer: | Bruce Wang |
| Remark: | 1. Average measurement was not performed if peak level lower than average limit. 2. Other frequency was 20dB below limit line within 1-18GHz, there is not show in the report. | | |

| Mark | Frequency (MHz) | Reading Level (dB μ V) | Factor (dB) | Measure Level (dB μ V/m) | Limit (dB μ V/m) | Margin (dB) | Detector | Polarization |
|------|-----------------|----------------------------|-------------|------------------------------|----------------------|-------------|----------|--------------|
| | 3813.50 | 37.04 | -0.15 | 36.89 | 74.00 | -37.11 | Peak | Horizontal |
| | 4757.00 | 36.03 | 2.58 | 38.61 | 74.00 | -35.39 | Peak | Horizontal |
| * | 6491.00 | 36.04 | 5.91 | 41.95 | 85.70 | -43.75 | Peak | Horizontal |
| * | 9763.50 | 34.11 | 11.42 | 45.53 | 85.70 | -40.17 | Peak | Horizontal |
| | 3915.50 | 36.22 | 0.23 | 36.45 | 74.00 | -37.55 | Peak | Vertical |
| | 4816.50 | 36.33 | 2.70 | 39.03 | 74.00 | -34.97 | Peak | Vertical |
| * | 6882.00 | 37.48 | 6.41 | 43.89 | 85.70 | -41.81 | Peak | Vertical |
| * | 9857.00 | 34.37 | 11.59 | 45.96 | 85.70 | -39.74 | Peak | Vertical |

Note 1: "*" is not in restricted band, its limit is 20dBc of the fundamental emission level (105.7dB μ V/m) or FCC 15.209 which is higher.

Note 2: Measure Level (dB μ V/m) = Reading Level (dB μ V) + Factor (dB)

Factor (dB) = Cable Loss (dB) + Antenna Factor (dB/m) - Pre_Amplifier Gain (dB)

| | | | |
|---------------|---|----------------|------------|
| Test Mode: | 802.11n-HT20 | Test Site: | AC1 |
| Test Channel: | 06 | Test Engineer: | Bruce Wang |
| Remark: | 1. Average measurement was not performed if peak level lower than average limit. 2. Other frequency was 20dB below limit line within 1-18GHz, there is not show in the report. | | |

| Mark | Frequency (MHz) | Reading Level (dB μ V) | Factor (dB) | Measure Level (dB μ V/m) | Limit (dB μ V/m) | Margin (dB) | Detector | Polarization |
|------|-----------------|----------------------------|-------------|------------------------------|----------------------|-------------|----------|--------------|
| | 3881.50 | 36.83 | 0.13 | 36.96 | 74.00 | -37.04 | Peak | Horizontal |
| | 4799.50 | 36.16 | 2.70 | 38.86 | 74.00 | -35.14 | Peak | Horizontal |
| * | 6882.00 | 36.29 | 6.41 | 42.70 | 86.80 | -44.10 | Peak | Horizontal |
| * | 9933.50 | 34.74 | 11.50 | 46.24 | 86.80 | -40.56 | Peak | Horizontal |
| | 3941.00 | 36.74 | 0.27 | 37.01 | 74.00 | -36.99 | Peak | Vertical |
| | 4850.50 | 36.21 | 2.68 | 38.89 | 74.00 | -35.11 | Peak | Vertical |
| * | 6559.00 | 34.85 | 5.96 | 40.81 | 86.80 | -45.99 | Peak | Vertical |
| * | 10401.00 | 33.13 | 12.31 | 45.44 | 86.80 | -41.36 | Peak | Vertical |

Note 1: "*" is not in restricted band, its limit is 20dBc of the fundamental emission level (106.8dB μ V/m) or FCC 15.209 which is higher.

Note 2: Measure Level (dB μ V/m) = Reading Level (dB μ V) + Factor (dB)

Factor (dB) = Cable Loss (dB) + Antenna Factor (dB/m) - Pre_Amplifier Gain (dB)

| | | | |
|---------------|---|----------------|------------|
| Test Mode: | 802.11n-HT20 | Test Site: | AC1 |
| Test Channel: | 11 | Test Engineer: | Bruce Wang |
| Remark: | 1. Average measurement was not performed if peak level lower than average limit. 2. Other frequency was 20dB below limit line within 1-18GHz, there is not show in the report. | | |

| Mark | Frequency (MHz) | Reading Level (dB μ V) | Factor (dB) | Measure Level (dB μ V/m) | Limit (dB μ V/m) | Margin (dB) | Detector | Polarization |
|------|-----------------|----------------------------|-------------|------------------------------|----------------------|-------------|----------|--------------|
| | 3907.00 | 35.63 | 0.21 | 35.84 | 74.00 | -38.16 | Peak | Horizontal |
| | 4774.00 | 35.75 | 2.64 | 38.39 | 74.00 | -35.61 | Peak | Horizontal |
| * | 6406.00 | 35.73 | 5.46 | 41.19 | 86.70 | -45.51 | Peak | Horizontal |
| * | 9899.50 | 34.00 | 11.57 | 45.57 | 86.70 | -41.13 | Peak | Horizontal |
| | 3881.50 | 36.46 | 0.13 | 36.59 | 74.00 | -37.41 | Peak | Vertical |
| | 4842.00 | 36.06 | 2.70 | 38.76 | 74.00 | -35.24 | Peak | Vertical |
| * | 6516.50 | 35.18 | 5.95 | 41.13 | 86.70 | -45.57 | Peak | Vertical |
| * | 10044.00 | 35.25 | 11.58 | 46.83 | 86.70 | -39.87 | Peak | Vertical |

Note 1: "*" is not in restricted band, its limit is 20dBc of the fundamental emission level (106.7dB μ V/m) or FCC 15.209 which is higher.

Note 2: Measure Level (dB μ V/m) = Reading Level (dB μ V) + Factor (dB)

Factor (dB) = Cable Loss (dB) + Antenna Factor (dB/m) - Pre_Amplifier Gain (dB)

| | | | |
|---------------|---|----------------|------------|
| Test Mode: | 802.11n-HT40 | Test Site: | AC1 |
| Test Channel: | 03 | Test Engineer: | Bruce Wang |
| Remark: | 1. Average measurement was not performed if peak level lower than average limit. 2. Other frequency was 20dB below limit line within 1-18GHz, there is not show in the report. | | |

| Mark | Frequency (MHz) | Reading Level (dB μ V) | Factor (dB) | Measure Level (dB μ V/m) | Limit (dB μ V/m) | Margin (dB) | Detector | Polarization |
|------|-----------------|----------------------------|-------------|------------------------------|----------------------|-------------|----------|--------------|
| | 3711.50 | 39.52 | -0.54 | 38.98 | 74.00 | -35.02 | Peak | Horizontal |
| | 4748.50 | 36.45 | 2.54 | 38.99 | 74.00 | -35.01 | Peak | Horizontal |
| * | 6440.00 | 35.27 | 5.70 | 40.97 | 82.70 | -41.73 | Peak | Horizontal |
| * | 9746.50 | 35.89 | 11.30 | 47.19 | 82.70 | -35.51 | Peak | Horizontal |
| | 3762.50 | 37.08 | -0.35 | 36.73 | 74.00 | -37.27 | Peak | Vertical |
| | 4731.50 | 36.07 | 2.47 | 38.54 | 74.00 | -35.46 | Peak | Vertical |
| * | 6627.00 | 34.16 | 6.02 | 40.18 | 82.70 | -42.52 | Peak | Vertical |
| * | 10069.50 | 34.04 | 11.50 | 45.54 | 82.70 | -37.16 | Peak | Vertical |

Note 1: "*" is not in restricted band, its limit is 20dBc of the fundamental emission level (102.7dB μ V/m) or FCC 15.209 which is higher.

Note 2: Measure Level (dB μ V/m) = Reading Level (dB μ V) + Factor (dB)

Factor (dB) = Cable Loss (dB) + Antenna Factor (dB/m) - Pre_Amplifier Gain (dB)

| | | | |
|---------------|---|----------------|------------|
| Test Mode: | 802.11n-HT40 | Test Site: | AC1 |
| Test Channel: | 06 | Test Engineer: | Bruce Wang |
| Remark: | 1. Average measurement was not performed if peak level lower than average limit. 2. Other frequency was 20dB below limit line within 1-18GHz, there is not show in the report. | | |

| Mark | Frequency (MHz) | Reading Level (dB μ V) | Factor (dB) | Measure Level (dB μ V/m) | Limit (dB μ V/m) | Margin (dB) | Detector | Polarization |
|------|-----------------|----------------------------|-------------|------------------------------|----------------------|-------------|----------|--------------|
| | 3847.50 | 36.79 | 0.03 | 36.82 | 74.00 | -37.18 | Peak | Horizontal |
| | 4825.00 | 35.80 | 2.70 | 38.50 | 74.00 | -35.50 | Peak | Horizontal |
| * | 6525.00 | 34.30 | 5.94 | 40.24 | 82.50 | -42.26 | Peak | Horizontal |
| * | 9755.00 | 34.17 | 11.39 | 45.56 | 82.50 | -36.94 | Peak | Horizontal |
| | 3881.50 | 35.08 | 0.13 | 35.21 | 74.00 | -38.79 | Peak | Vertical |
| | 4833.50 | 34.86 | 2.70 | 37.56 | 74.00 | -36.44 | Peak | Vertical |
| * | 6576.00 | 34.67 | 6.01 | 40.68 | 82.50 | -41.82 | Peak | Vertical |
| * | 9933.50 | 33.98 | 11.50 | 45.48 | 82.50 | -37.02 | Peak | Vertical |

Note 1: "*" is not in restricted band, its limit is 20dBc of the fundamental emission level (102.5dB μ V/m) or FCC 15.209 which is higher.

Note 2: Measure Level (dB μ V/m) = Reading Level (dB μ V) + Factor (dB)

Factor (dB) = Cable Loss (dB) + Antenna Factor (dB/m) - Pre_Amplifier Gain (dB)

| | | | |
|---------------|---|----------------|------------|
| Test Mode: | 802.11n-HT40 | Test Site: | AC1 |
| Test Channel: | 09 | Test Engineer: | Bruce Wang |
| Remark: | 1. Average measurement was not performed if peak level lower than average limit. 2. Other frequency was 20dB below limit line within 1-18GHz, there is not show in the report. | | |

| Mark | Frequency (MHz) | Reading Level (dB μ V) | Factor (dB) | Measure Level (dB μ V/m) | Limit (dB μ V/m) | Margin (dB) | Detector | Polarization |
|------|-----------------|----------------------------|-------------|------------------------------|----------------------|-------------|----------|--------------|
| | 3907.00 | 36.96 | 0.21 | 37.17 | 74.00 | -36.83 | Peak | Horizontal |
| | 4748.50 | 37.48 | 2.54 | 40.02 | 74.00 | -33.98 | Peak | Horizontal |
| * | 6627.00 | 35.40 | 6.02 | 41.42 | 80.70 | -39.28 | Peak | Horizontal |
| * | 9925.00 | 34.64 | 11.50 | 46.14 | 80.70 | -34.56 | Peak | Horizontal |
| | 3813.50 | 36.33 | -0.15 | 36.18 | 74.00 | -37.82 | Peak | Vertical |
| | 4748.50 | 37.32 | 2.54 | 39.86 | 74.00 | -34.14 | Peak | Vertical |
| * | 6499.50 | 35.49 | 5.95 | 41.44 | 80.70 | -39.26 | Peak | Vertical |
| * | 9746.50 | 34.30 | 11.30 | 45.60 | 80.70 | -35.10 | Peak | Vertical |

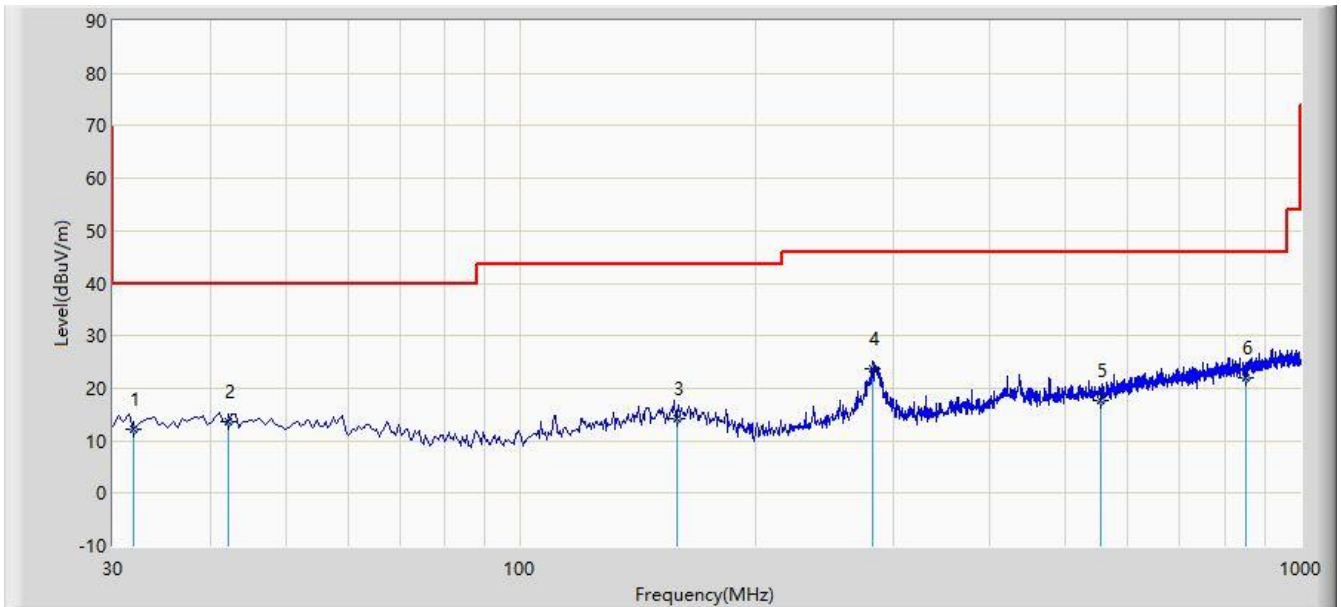
Note 1: "*" is not in restricted band, its limit is 20dBc of the fundamental emission level (100.7dB μ V/m) or FCC 15.209 which is higher.

Note 2: Measure Level (dB μ V/m) = Reading Level (dB μ V) + Factor (dB)

Factor (dB) = Cable Loss (dB) + Antenna Factor (dB/m) - Pre_Amplifier Gain (dB)

The worst case of Radiated Emission below 1GHz:

| | |
|---|--------------------------|
| Site: AC1 | Time: 2017/05/29 - 17:05 |
| Limit: FCC_Part15.209_RE(3m) | Engineer: Bruce Wang |
| Probe: VULB 9168 _20-2000MHz | Polarity: Horizontal |
| EUT: VR All-In-One Headset | Power: By Battery |
| Worse Case Mode: Transmit by 802.11n-HT20 at Channel 2462MHz | |

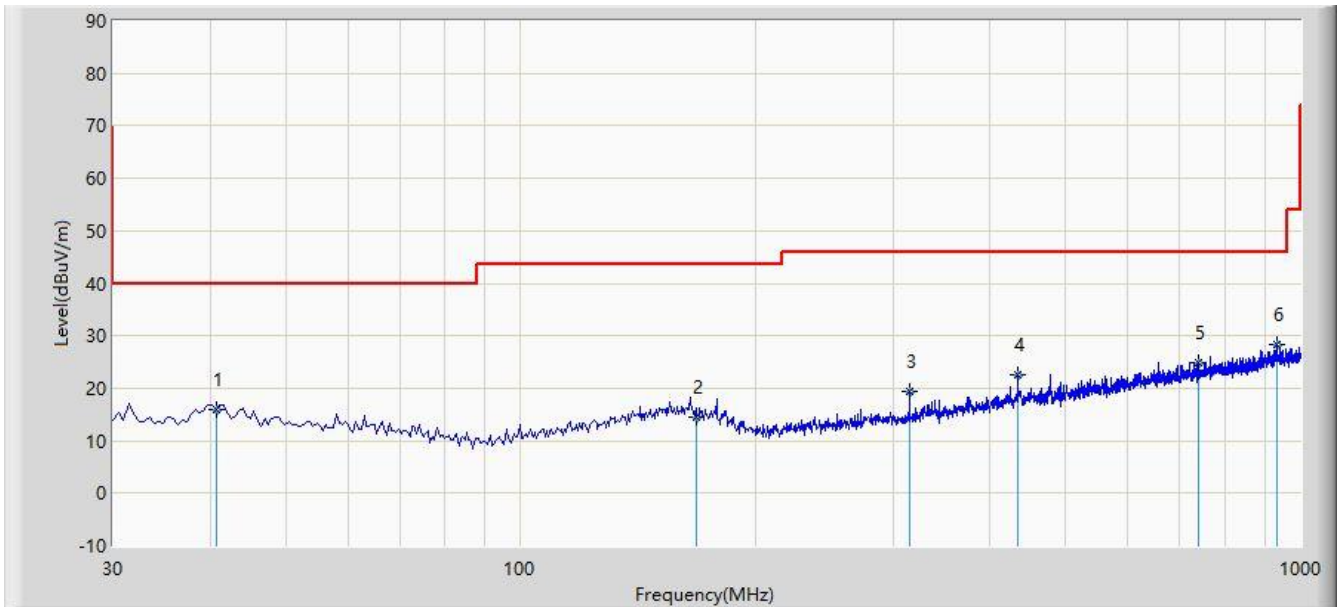


| No | Flag | Mark | Frequency (MHz) | Measure Level (dBuV/m) | Reading Level (dBuV) | Over Limit (dB) | Limit (dBuV/m) | Factor (dB) | Type |
|----|------|------|-----------------|------------------------|----------------------|-----------------|----------------|-------------|------|
| 1 | | | 31.940 | 12.153 | -1.537 | -27.847 | 40.000 | 13.690 | QP |
| 2 | | | 42.125 | 13.730 | -0.661 | -26.270 | 40.000 | 14.391 | QP |
| 3 | | | 159.010 | 14.211 | -0.963 | -29.289 | 43.500 | 15.174 | QP |
| 4 | | * | 283.170 | 23.602 | 9.711 | -22.398 | 46.000 | 13.891 | QP |
| 5 | | | 555.255 | 17.789 | -1.770 | -28.211 | 46.000 | 19.559 | QP |
| 6 | | | 850.620 | 22.123 | -1.545 | -23.877 | 46.000 | 23.668 | QP |

Note: Measure Level (dB μ V/m) = Reading Level (dB μ V) + Factor (dB)

Factor (dB) = Cable Loss (dB) + Antenna Factor (dB/m)

| | |
|---|--------------------------|
| Site: AC1 | Time: 2017/05/29 - 17:05 |
| Limit: FCC_Part15.209_RE(3m) | Engineer: Bruce Wang |
| Probe: VULB 9168 _20-2000MHz | Polarity: Vertical |
| EUT: VR All-In-One Headset | Power: By Battery |
| Worse Case Mode: Transmit by 802.11n-HT20 at Channel 2462MHz | |



| No | Flag | Mark | Frequency (MHz) | Measure Level (dBuV/m) | Reading Level (dBuV) | Over Limit (dB) | Limit (dBuV/m) | Factor (dB) | Type |
|----|------|------|-----------------|------------------------|----------------------|-----------------|----------------|-------------|------|
| 1 | | | 40.670 | 16.061 | 1.584 | -23.939 | 40.000 | 14.477 | QP |
| 2 | | | 168.225 | 14.524 | 0.095 | -28.976 | 43.500 | 14.429 | QP |
| 3 | | | 315.180 | 19.517 | 4.799 | -26.483 | 46.000 | 14.718 | QP |
| 4 | | | 434.005 | 22.469 | 5.042 | -23.531 | 46.000 | 17.427 | QP |
| 5 | | | 739.555 | 24.949 | 2.359 | -21.051 | 46.000 | 22.591 | QP |
| 6 | | * | 932.585 | 28.206 | 3.435 | -17.794 | 46.000 | 24.771 | QP |

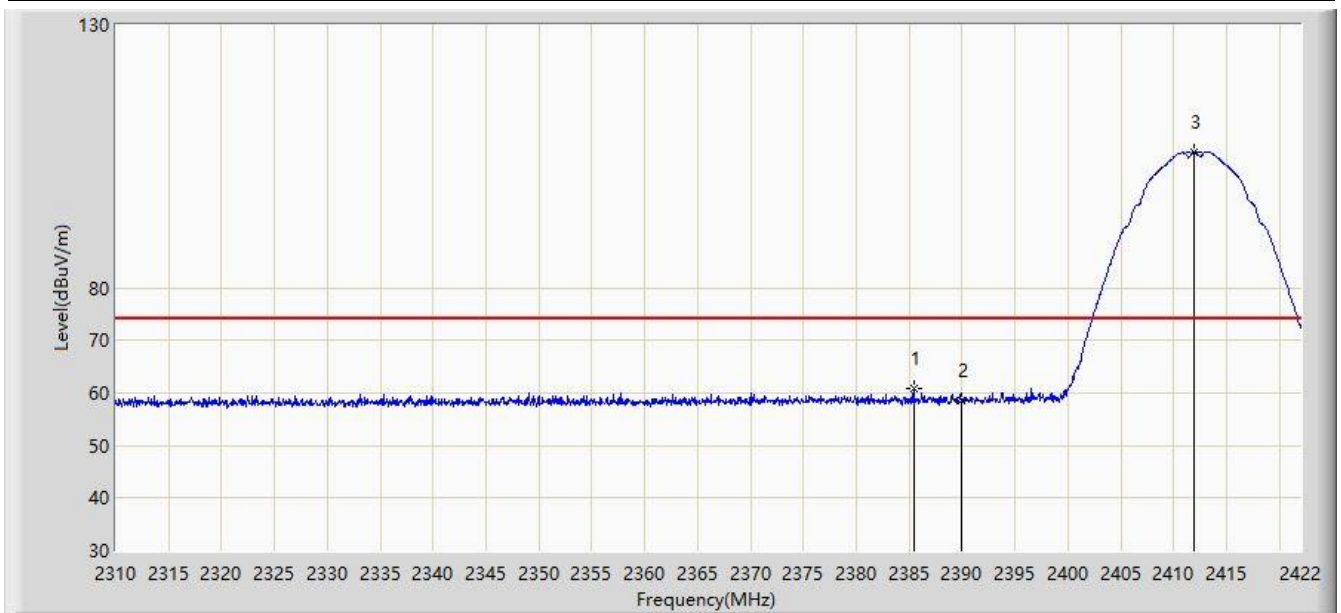
Note: Measure Level (dB μ V/m) = Reading Level (dB μ V) + Factor (dB)

Factor (dB) = Cable Loss (dB) + Antenna Factor (dB/m)

7.7. Radiated Restricted Band Edge Measurement

7.7.1. Test Result

| | |
|---|--------------------------|
| Site: AC1 | Time: 2017/05/26 - 19:33 |
| Limit: FCC_Part15.209_RE(3m) | Engineer: Bruce Wang |
| Probe: BBHA9120D_1-18GHz | Polarity: Horizontal |
| EUT: VR All-In-One Headset | Power: By Battery |
| Test Mode: Transmit by 802.11b at Channel 2412MHz | |

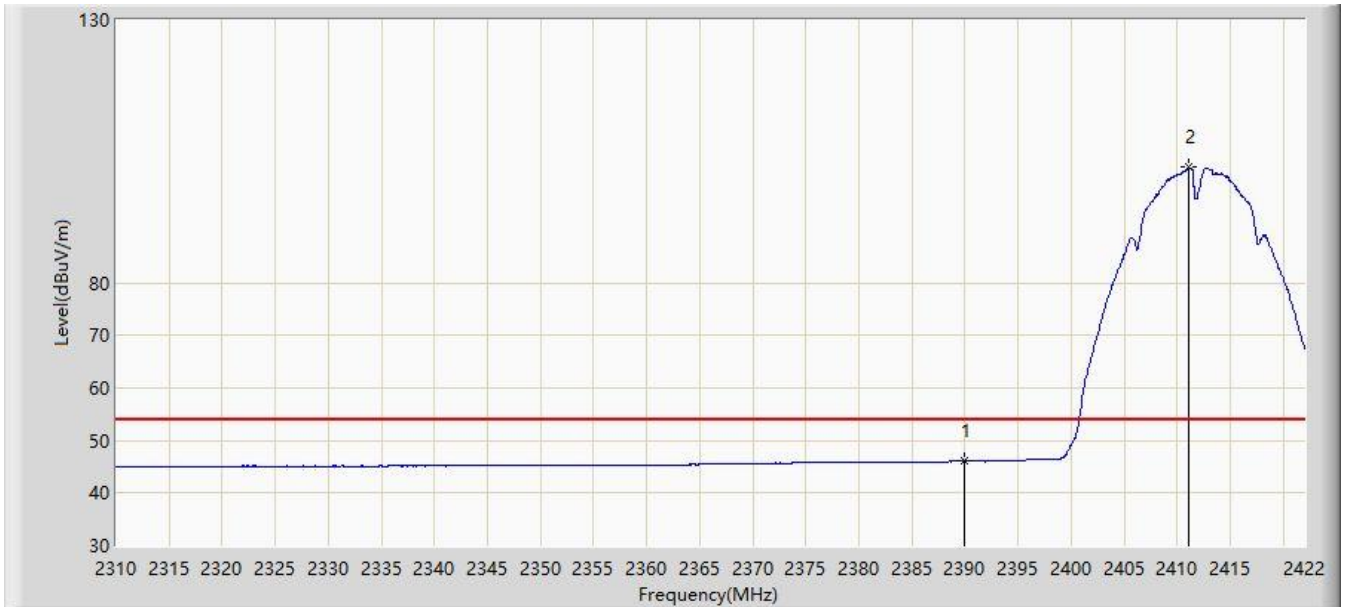


| No | Flag | Mark | Frequency (MHz) | Measure Level (dBuV/m) | Reading Level (dBuV) | Over Limit (dB) | Limit (dBuV/m) | Factor (dB) | Type |
|----|------|------|-----------------|------------------------|----------------------|-----------------|----------------|-------------|------|
| 1 | | | 2385.432 | 60.945 | 29.734 | -13.055 | 74.000 | 31.211 | PK |
| 2 | | | 2390.000 | 58.615 | 27.412 | -15.385 | 74.000 | 31.203 | PK |
| 3 | | * | 2411.976 | 105.936 | 74.766 | N/A | N/A | 31.170 | PK |

Note: Measure Level (dB μ V/m) = Reading Level (dB μ V) + Factor (dB)

Factor (dB) = Cable Loss (dB) + Antenna Factor (dB/m)

| | |
|---|--------------------------|
| Site: AC1 | Time: 2017/05/26 - 19:52 |
| Limit: FCC_Part15.209_RE(3m) | Engineer: Bruce Wang |
| Probe: BBHA9120D_1-18GHz | Polarity: Horizontal |
| EUT: VR All-In-One Headset | Power: By Battery |
| Test Mode: Transmit by 802.11b at Channel 2412MHz | |

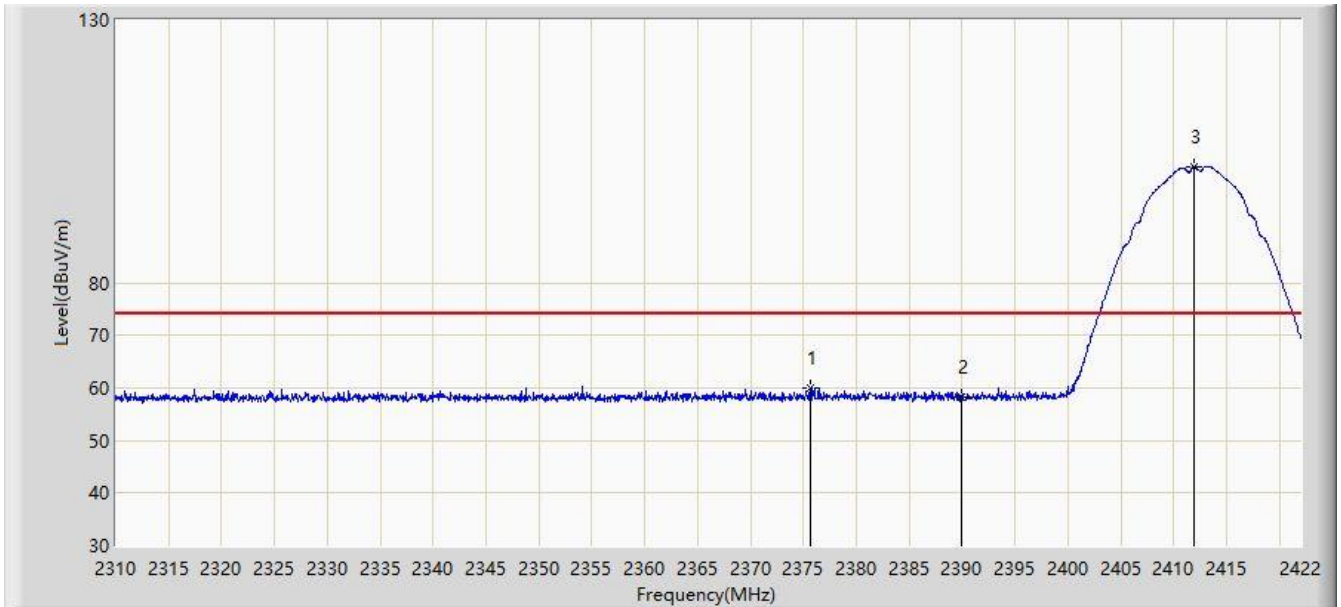


| No | Flag | Mark | Frequency (MHz) | Measure Level (dBuV/m) | Reading Level (dBuV) | Over Limit (dB) | Limit (dBuV/m) | Factor (dB) | Type |
|----|------|------|-----------------|------------------------|----------------------|-----------------|----------------|-------------|------|
| 1 | | | 2390.000 | 46.148 | 14.945 | -7.852 | 54.000 | 31.203 | AV |
| 2 | | * | 2411.136 | 101.917 | 70.746 | N/A | N/A | 31.171 | AV |

Note: Measure Level (dBuV/m) = Reading Level (dBuV) + Factor (dB)

Factor (dB) = Cable Loss (dB) + Antenna Factor (dB/m)

| | |
|---|--------------------------|
| Site: AC1 | Time: 2017/05/26 - 19:52 |
| Limit: FCC_Part15.209_RE(3m) | Engineer: Bruce Wang |
| Probe: BBHA9120D_1-18GHz | Polarity: Vertical |
| EUT: VR All-In-One Headset | Power: By Battery |
| Test Mode: Transmit by 802.11b at Channel 2412MHz | |

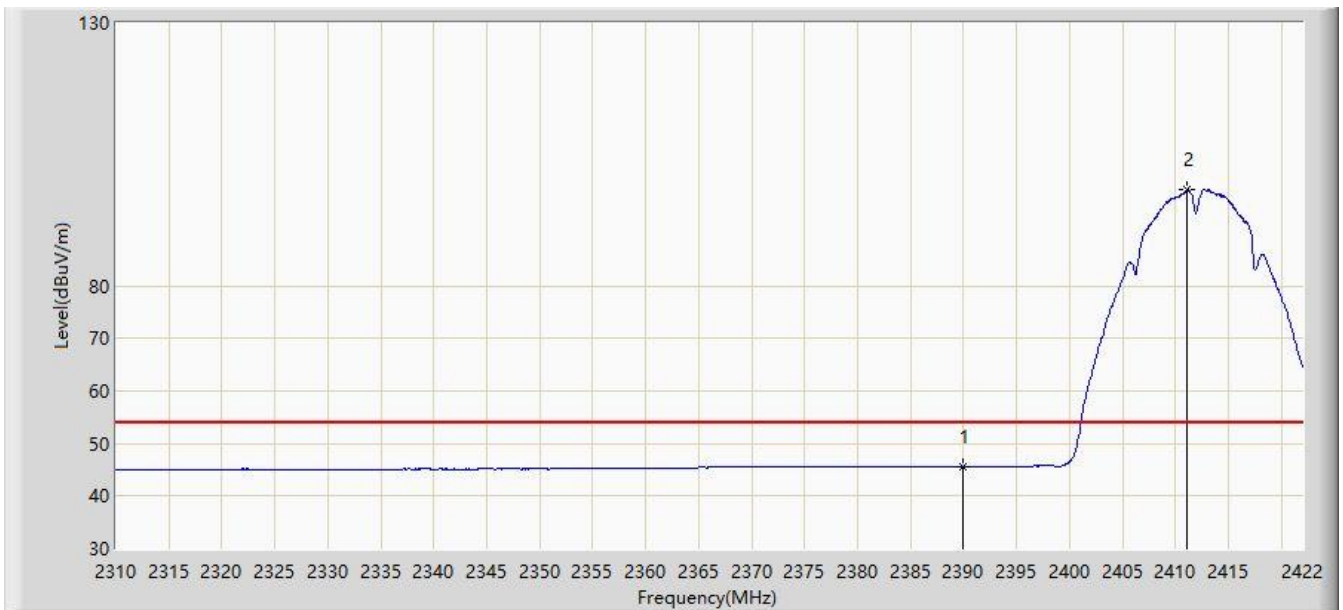


| No | Flag | Mark | Frequency (MHz) | Measure Level (dBuV/m) | Reading Level (dBuV) | Over Limit (dB) | Limit (dBuV/m) | Factor (dB) | Type |
|----|------|------|-----------------|------------------------|----------------------|-----------------|----------------|-------------|------|
| 1 | | | 2375.632 | 59.838 | 28.609 | -14.162 | 74.000 | 31.229 | PK |
| 2 | | | 2390.000 | 58.169 | 26.966 | -15.831 | 74.000 | 31.203 | PK |
| 3 | | * | 2411.864 | 102.094 | 70.924 | N/A | N/A | 31.170 | PK |

Note: Measure Level (dB μ V/m) = Reading Level (dB μ V) + Factor (dB)

Factor (dB) = Cable Loss (dB) + Antenna Factor (dB/m)

| | |
|---|--------------------------|
| Site: AC1 | Time: 2017/05/26 - 19:55 |
| Limit: FCC_Part15.209_RE(3m) | Engineer: Bruce Wang |
| Probe: BBHA9120D_1-18GHz | Polarity: Vertical |
| EUT: VR All-In-One Headset | Power: By Battery |
| Test Mode: Transmit by 802.11b at Channel 2412MHz | |

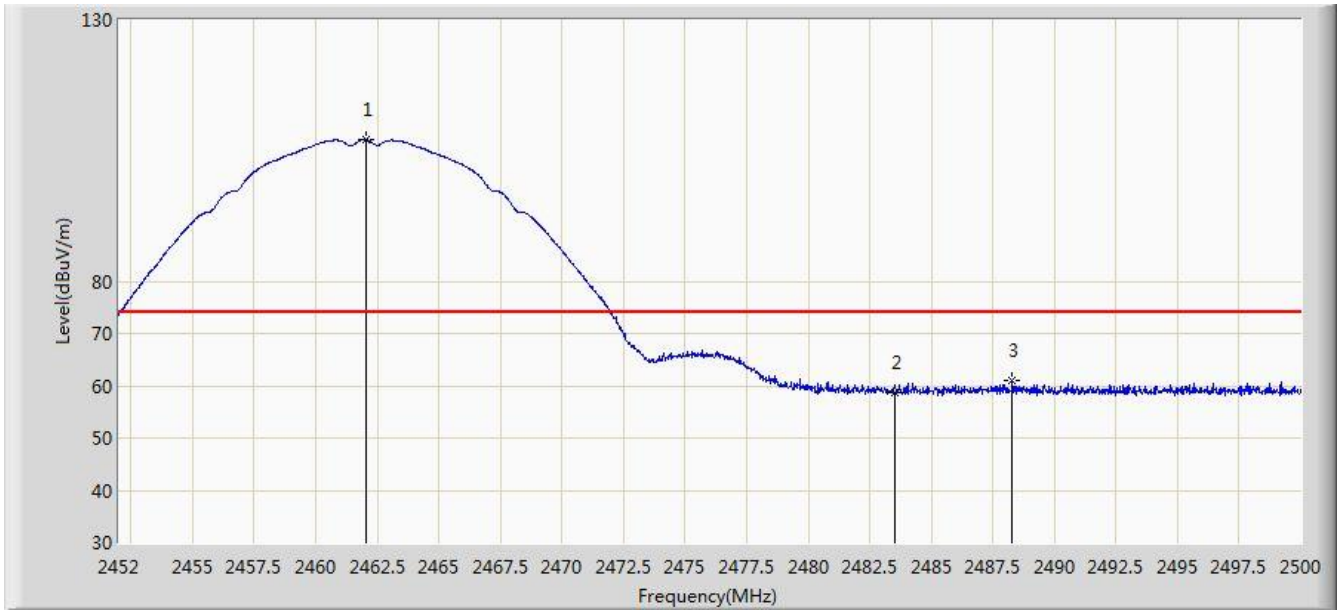


| No | Flag | Mark | Frequency (MHz) | Measure Level (dBuV/m) | Reading Level (dBuV) | Over Limit (dB) | Limit (dBuV/m) | Factor (dB) | Type |
|----|------|------|-----------------|------------------------|----------------------|-----------------|----------------|-------------|------|
| 1 | | | 2390.000 | 45.568 | 14.365 | -8.432 | 54.000 | 31.203 | AV |
| 2 | | * | 2411.080 | 98.245 | 67.074 | N/A | N/A | 31.171 | AV |

Note: Measure Level (dBuV/m) = Reading Level (dBuV) + Factor (dB)

Factor (dB) = Cable Loss (dB) + Antenna Factor (dB/m)

| | |
|---|--------------------------|
| Site: AC1 | Time: 2017/05/26 - 19:57 |
| Limit: FCC_Part15.209_RE(3m) | Engineer: Bruce Wang |
| Probe: BBHA9120D_1-18GHz | Polarity: Horizontal |
| EUT: VR All-In-One Headset | Power: By Battery |
| Test Mode: Transmit by 802.11b at Channel 2462MHz | |



| No | Flag | Mark | Frequency (MHz) | Measure Level (dBuV/m) | Reading Level (dBuV) | Over Limit (dB) | Limit (dBuV/m) | Factor (dB) | Type |
|----|------|------|-----------------|------------------------|----------------------|-----------------|----------------|-------------|------|
| 1 | | * | 2462.056 | 107.036 | 75.901 | N/A | N/A | 31.135 | PK |
| 2 | | | 2483.500 | 58.667 | 27.474 | -15.333 | 74.000 | 31.194 | PK |
| 3 | | | 2488.288 | 61.016 | 29.810 | -12.984 | 74.000 | 31.206 | PK |

Note: Measure Level (dB μ V/m) = Reading Level (dB μ V) + Factor (dB)

Factor (dB) = Cable Loss (dB) + Antenna Factor (dB/m)

| | |
|---|--------------------------|
| Site: AC1 | Time: 2017/05/26 - 20:01 |
| Limit: FCC_Part15.209_RE(3m) | Engineer: Bruce Wang |
| Probe: BBHA9120D_1-18GHz | Polarity: Horizontal |
| EUT: VR All-In-One Headset | Power: By Battery |
| Test Mode: Transmit by 802.11b at Channel 2462MHz | |

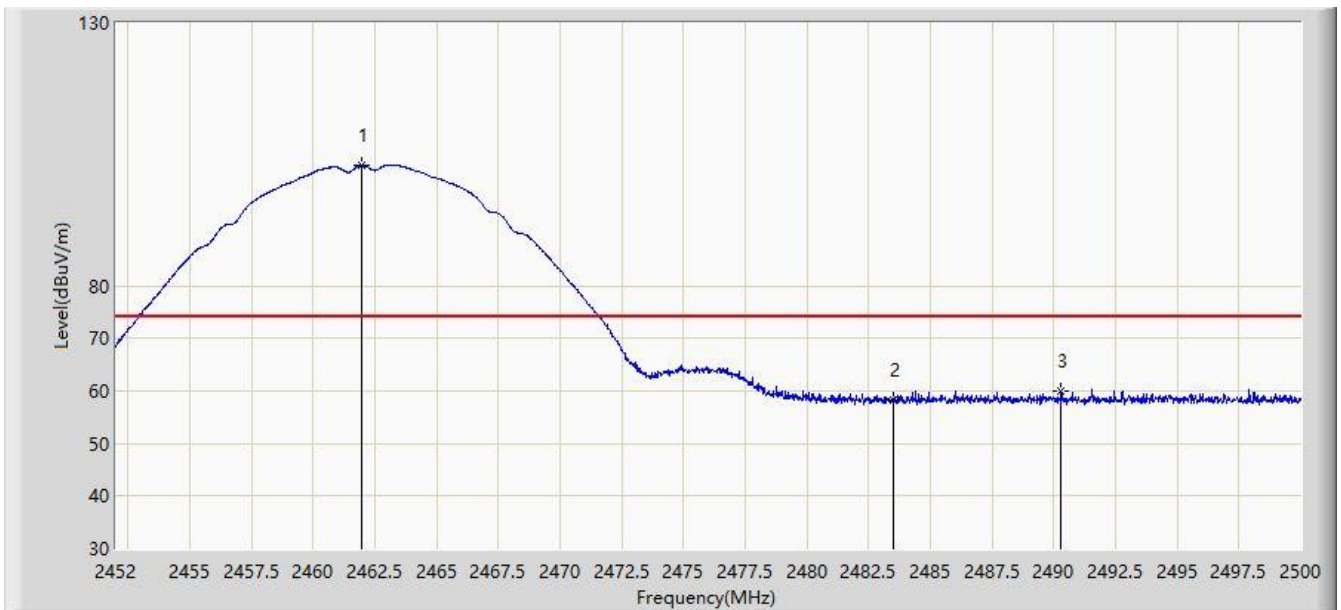


| No | Flag | Mark | Frequency (MHz) | Measure Level (dBuV/m) | Reading Level (dBuV) | Over Limit (dB) | Limit (dBuV/m) | Factor (dB) | Type |
|----|------|------|-----------------|------------------------|----------------------|-----------------|----------------|-------------|------|
| 1 | | * | 2461.240 | 102.865 | 71.731 | N/A | N/A | 31.134 | AV |
| 2 | | | 2483.500 | 46.499 | 15.306 | -7.501 | 54.000 | 31.194 | AV |
| 3 | | | 2487.064 | 46.716 | 15.513 | -7.284 | 54.000 | 31.203 | AV |

Note: Measure Level (dB μ V/m) = Reading Level (dB μ V) + Factor (dB)

Factor (dB) = Cable Loss (dB) + Antenna Factor (dB/m)

| | |
|---|--------------------------|
| Site: AC1 | Time: 2017/05/26 - 20:02 |
| Limit: FCC_Part15.209_RE(3m) | Engineer: Bruce Wang |
| Probe: BBHA9120D_1-18GHz | Polarity: Vertical |
| EUT: VR All-In-One Headset | Power: By Battery |
| Test Mode: Transmit by 802.11b at Channel 2462MHz | |

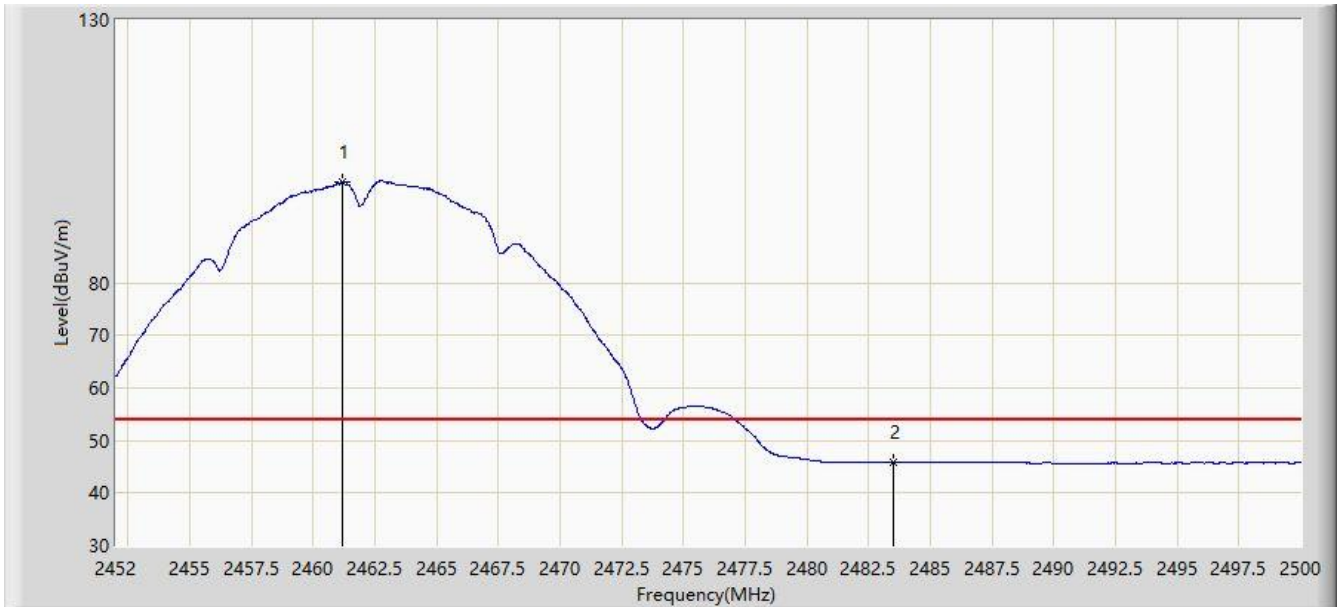


| No | Flag | Mark | Frequency (MHz) | Measure Level (dBuV/m) | Reading Level (dBuV) | Over Limit (dB) | Limit (dBuV/m) | Factor (dB) | Type |
|----|------|------|-----------------|------------------------|----------------------|-----------------|----------------|-------------|------|
| 1 | | * | 2461.984 | 102.832 | 71.697 | N/A | N/A | 31.135 | PK |
| 2 | | | 2483.500 | 58.104 | 26.911 | -15.896 | 74.000 | 31.194 | PK |
| 3 | | | 2490.304 | 60.095 | 28.884 | -13.905 | 74.000 | 31.211 | PK |

Note: Measure Level (dB μ V/m) = Reading Level (dB μ V) + Factor (dB)

Factor (dB) = Cable Loss (dB) + Antenna Factor (dB/m)

| | |
|---|--------------------------|
| Site: AC1 | Time: 2017/05/26 - 20:03 |
| Limit: FCC_Part15.209_RE(3m) | Engineer: Bruce Wang |
| Probe: BBHA9120D_1-18GHz | Polarity: Vertical |
| EUT: VR All-In-One Headset | Power: By Battery |
| Test Mode: Transmit by 802.11b at Channel 2462MHz | |

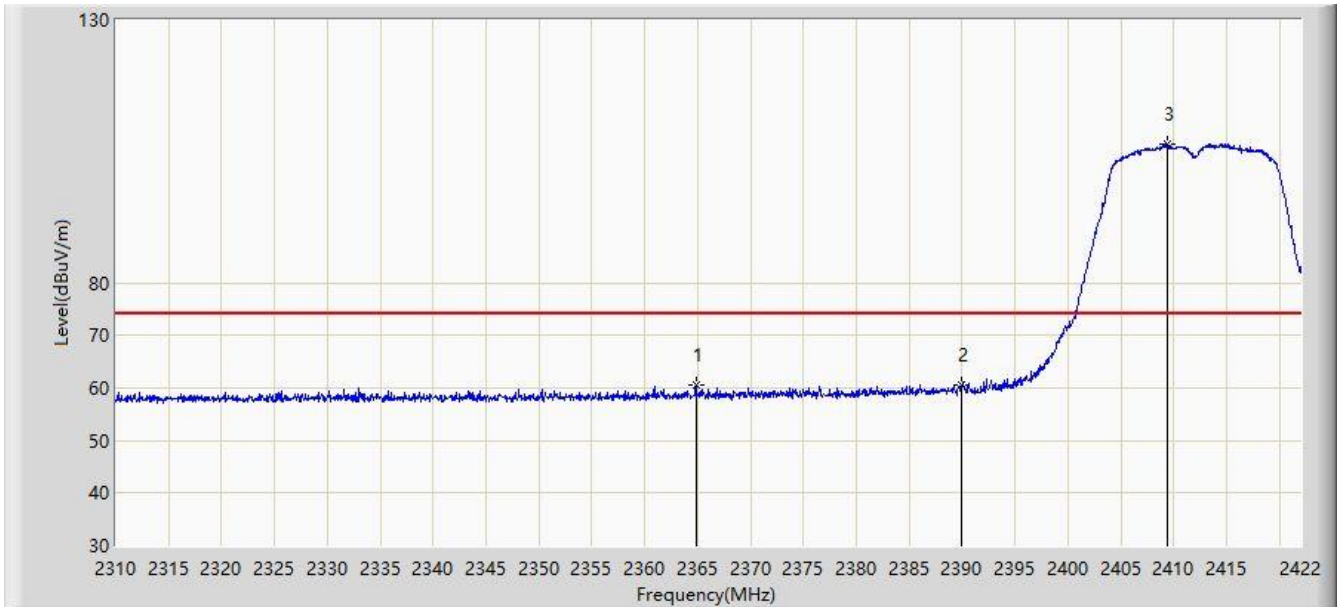


| No | Flag | Mark | Frequency (MHz) | Measure Level (dBuV/m) | Reading Level (dBuV) | Over Limit (dB) | Limit (dBuV/m) | Factor (dB) | Type |
|----|------|------|-----------------|------------------------|----------------------|-----------------|----------------|-------------|------|
| 1 | | * | 2461.168 | 99.238 | 68.104 | N/A | N/A | 31.134 | AV |
| 2 | | | 2483.500 | 45.869 | 14.676 | -8.131 | 54.000 | 31.194 | AV |

Note: Measure Level (dB μ V/m) = Reading Level (dB μ V) + Factor (dB)

Factor (dB) = Cable Loss (dB) + Antenna Factor (dB/m)

| | |
|---|--------------------------|
| Site: AC1 | Time: 2017/05/26 - 20:04 |
| Limit: FCC_Part15.209_RE(3m) | Engineer: Bruce Wang |
| Probe: BBHA9120D_1-18GHz | Polarity: Horizontal |
| EUT: VR All-In-One Headset | Power: By Battery |
| Test Mode: Transmit by 802.11g at Channel 2412MHz | |

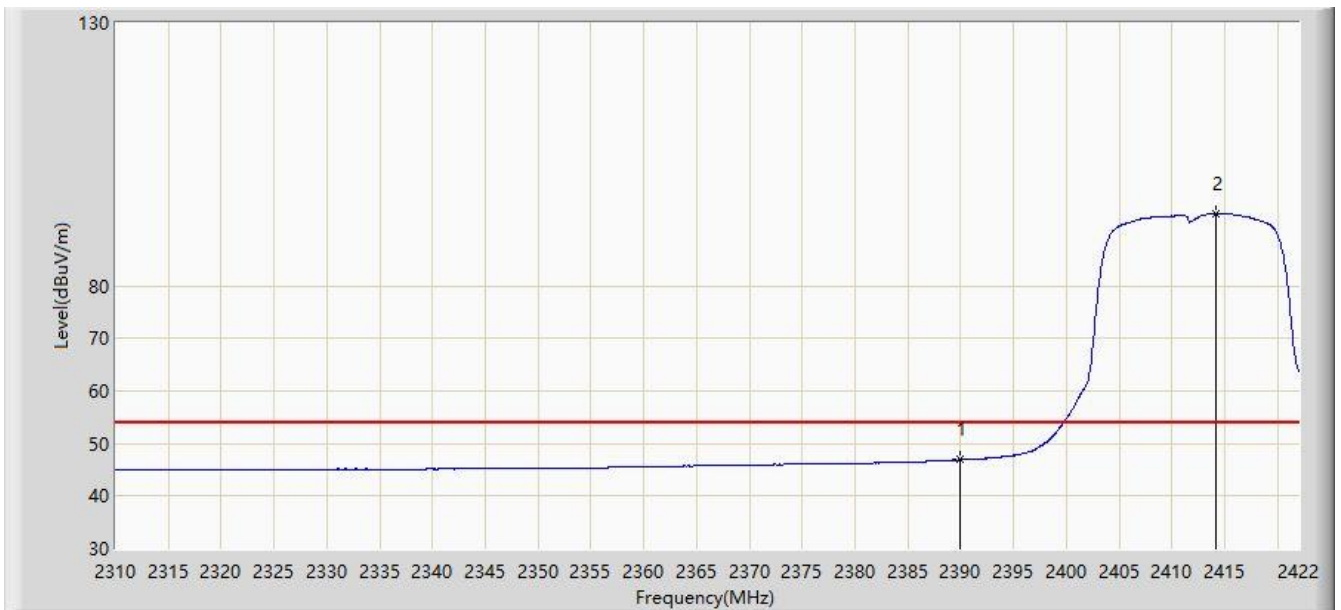


| No | Flag | Mark | Frequency (MHz) | Measure Level (dBuV/m) | Reading Level (dBuV) | Over Limit (dB) | Limit (dBuV/m) | Factor (dB) | Type |
|----|------|------|-----------------|------------------------|----------------------|-----------------|----------------|-------------|------|
| 1 | | | 2364.824 | 60.455 | 29.205 | -13.545 | 74.000 | 31.249 | PK |
| 2 | | | 2390.000 | 60.543 | 29.340 | -13.457 | 74.000 | 31.203 | PK |
| 3 | | * | 2409.344 | 106.282 | 75.108 | N/A | N/A | 31.173 | PK |

Note: Measure Level (dBuV/m) = Reading Level (dBuV) + Factor (dB)

Factor (dB) = Cable Loss (dB) + Antenna Factor (dB/m)

| | |
|---|--------------------------|
| Site: AC1 | Time: 2017/05/26 - 20:06 |
| Limit: FCC_Part15.209_RE(3m) | Engineer: Bruce Wang |
| Probe: BBHA9120D_1-18GHz | Polarity: Horizontal |
| EUT: VR All-In-One Headset | Power: By Battery |
| Test Mode: Transmit by 802.11g at Channel 2412MHz | |

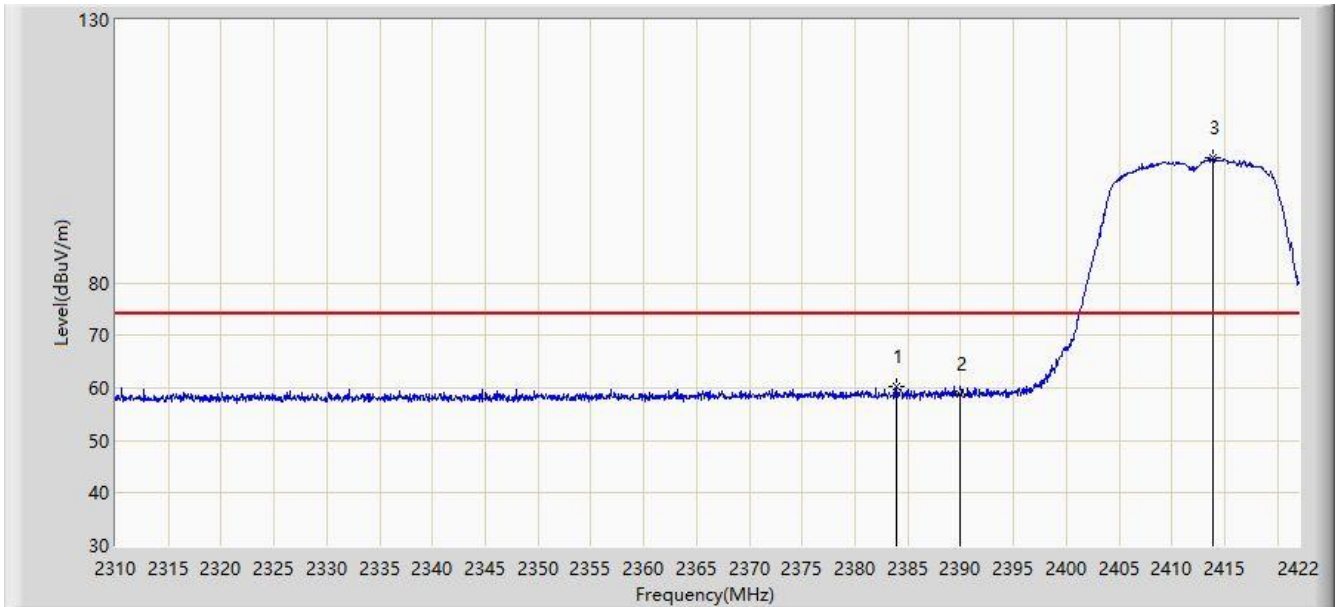


| No | Flag | Mark | Frequency (MHz) | Measure Level (dBuV/m) | Reading Level (dBuV) | Over Limit (dB) | Limit (dBuV/m) | Factor (dB) | Type |
|----|------|------|-----------------|------------------------|----------------------|-----------------|----------------|-------------|------|
| 1 | | | 2390.000 | 46.901 | 15.698 | -7.099 | 54.000 | 31.203 | AV |
| 2 | | * | 2414.104 | 93.641 | 62.475 | N/A | N/A | 31.166 | AV |

Note: Measure Level (dB μ V/m) = Reading Level (dB μ V) + Factor (dB)

Factor (dB) = Cable Loss (dB) + Antenna Factor (dB/m)

| | |
|---|--------------------------|
| Site: AC1 | Time: 2017/05/26 - 20:07 |
| Limit: FCC_Part15.209_RE(3m) | Engineer: Bruce Wang |
| Probe: BBHA9120D_1-18GHz | Polarity: Vertical |
| EUT: VR All-In-One Headset | Power: By Battery |
| Test Mode: Transmit by 802.11g at Channel 2412MHz | |

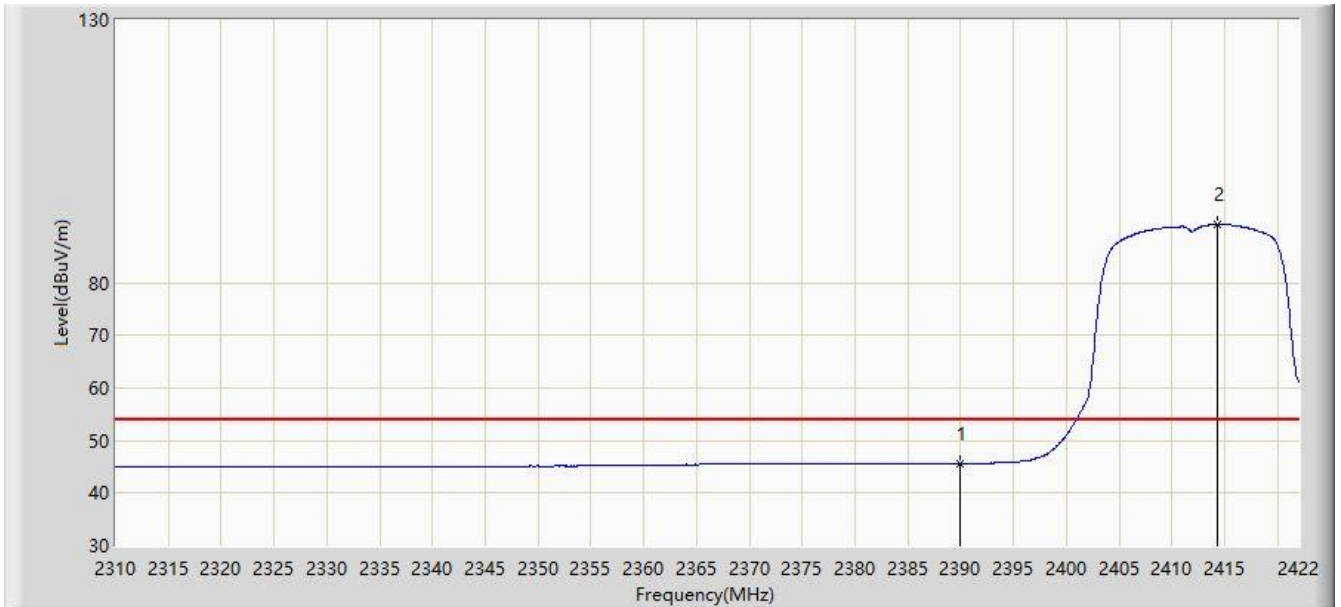


| No | Flag | Mark | Frequency (MHz) | Measure Level (dBuV/m) | Reading Level (dBuV) | Over Limit (dB) | Limit (dBuV/m) | Factor (dB) | Type |
|----|------|------|-----------------|------------------------|----------------------|-----------------|----------------|-------------|------|
| 1 | | | 2383.920 | 60.129 | 28.915 | -13.871 | 74.000 | 31.214 | PK |
| 2 | | | 2390.000 | 58.785 | 27.582 | -15.215 | 74.000 | 31.203 | PK |
| 3 | | * | 2413.880 | 103.860 | 72.694 | N/A | N/A | 31.166 | PK |

Note: Measure Level (dB μ V/m) = Reading Level (dB μ V) + Factor (dB)

Factor (dB) = Cable Loss (dB) + Antenna Factor (dB/m)

| | |
|---|--------------------------|
| Site: AC1 | Time: 2017/05/26 - 20:10 |
| Limit: FCC_Part15.209_RE(3m) | Engineer: Bruce Wang |
| Probe: BBHA9120D_1-18GHz | Polarity: Vertical |
| EUT: VR All-In-One Headset | Power: By Battery |
| Test Mode: Transmit by 802.11g at Channel 2412MHz | |

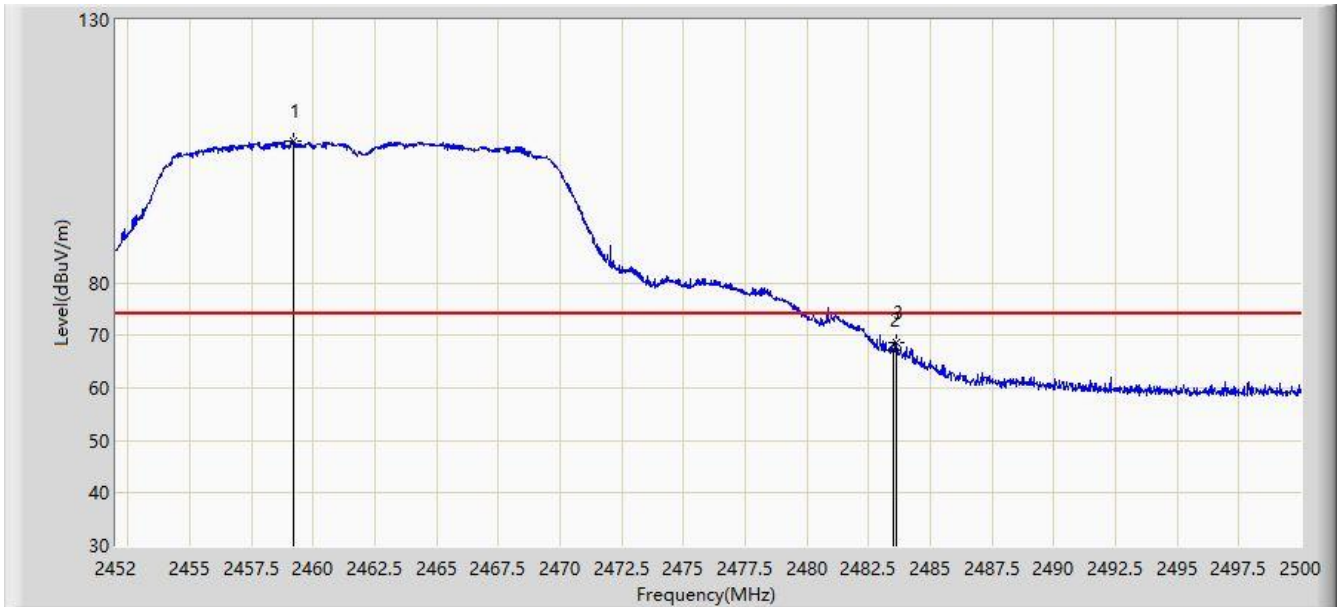


| No | Flag | Mark | Frequency (MHz) | Measure Level (dBuV/m) | Reading Level (dBuV) | Over Limit (dB) | Limit (dBuV/m) | Factor (dB) | Type |
|----|------|------|-----------------|------------------------|----------------------|-----------------|----------------|-------------|------|
| 1 | | | 2390.000 | 45.581 | 14.378 | -8.419 | 54.000 | 31.203 | AV |
| 2 | | * | 2414.272 | 91.072 | 59.906 | N/A | N/A | 31.166 | AV |

Note: Measure Level (dBuV/m) = Reading Level (dBuV) + Factor (dB)

Factor (dB) = Cable Loss (dB) + Antenna Factor (dB/m)

| | |
|---|--------------------------|
| Site: AC1 | Time: 2017/05/26 - 20:11 |
| Limit: FCC_Part15.209_RE(3m) | Engineer: Bruce Wang |
| Probe: BBHA9120D_1-18GHz | Polarity: Horizontal |
| EUT: VR All-In-One Headset | Power: By Battery |
| Test Mode: Transmit by 802.11g at Channel 2462MHz | |

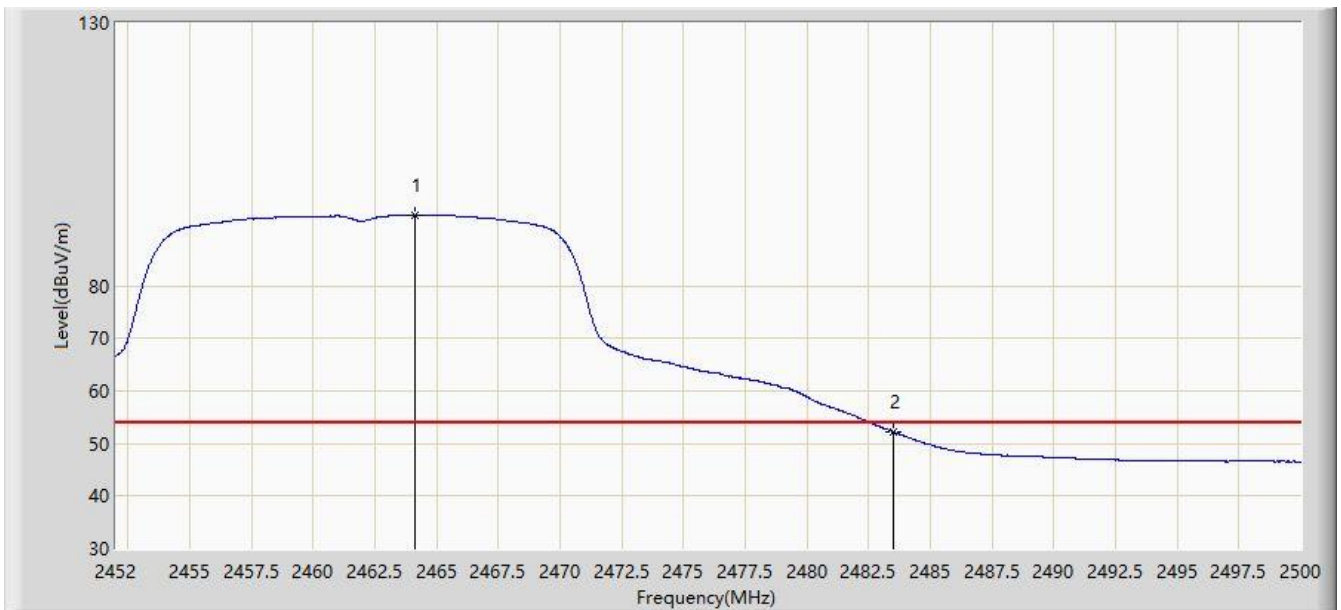


| No | Flag | Mark | Frequency (MHz) | Measure Level (dBuV/m) | Reading Level (dBuV) | Over Limit (dB) | Limit (dBuV/m) | Factor (dB) | Type |
|----|------|------|-----------------|------------------------|----------------------|-----------------|----------------|-------------|------|
| 1 | | * | 2459.224 | 106.981 | 75.851 | N/A | N/A | 31.131 | PK |
| 2 | | | 2483.500 | 67.265 | 36.072 | -6.735 | 74.000 | 31.194 | PK |
| 3 | | | 2483.632 | 68.711 | 37.517 | -5.289 | 74.000 | 31.194 | PK |

Note: Measure Level (dB μ V/m) = Reading Level (dB μ V) + Factor (dB)

Factor (dB) = Cable Loss (dB) + Antenna Factor (dB/m)

| | |
|---|--------------------------|
| Site: AC1 | Time: 2017/05/26 - 20:13 |
| Limit: FCC_Part15.209_RE(3m) | Engineer: Bruce Wang |
| Probe: BBHA9120D_1-18GHz | Polarity: Horizontal |
| EUT: VR All-In-One Headset | Power: By Battery |
| Test Mode: Transmit by 802.11g at Channel 2462MHz | |

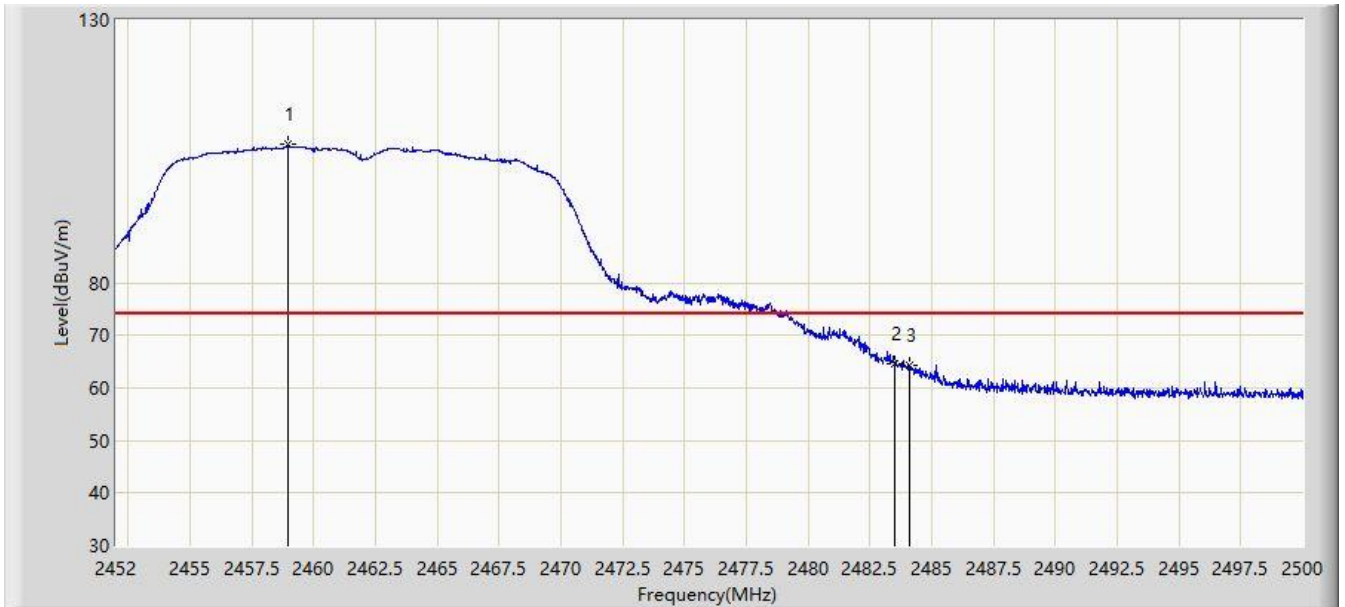


| No | Flag | Mark | Frequency (MHz) | Measure Level (dBuV/m) | Reading Level (dBuV) | Over Limit (dB) | Limit (dBuV/m) | Factor (dB) | Type |
|----|------|------|-----------------|------------------------|----------------------|-----------------|----------------|-------------|------|
| 1 | | * | 2464.144 | 93.392 | 62.252 | N/A | N/A | 31.140 | AV |
| 2 | | | 2483.500 | 52.157 | 20.964 | -1.843 | 54.000 | 31.194 | AV |

Note: Measure Level (dBuV/m) = Reading Level (dBuV) + Factor (dB)

Factor (dB) = Cable Loss (dB) + Antenna Factor (dB/m)

| | |
|---|--------------------------|
| Site: AC1 | Time: 2017/05/26 - 20:13 |
| Limit: FCC_Part15.209_RE(3m) | Engineer: Bruce Wang |
| Probe: BBHA9120D_1-18GHz | Polarity: Vertical |
| EUT: VR All-In-One Headset | Power: By Battery |
| Test Mode: Transmit by 802.11g at Channel 2462MHz | |

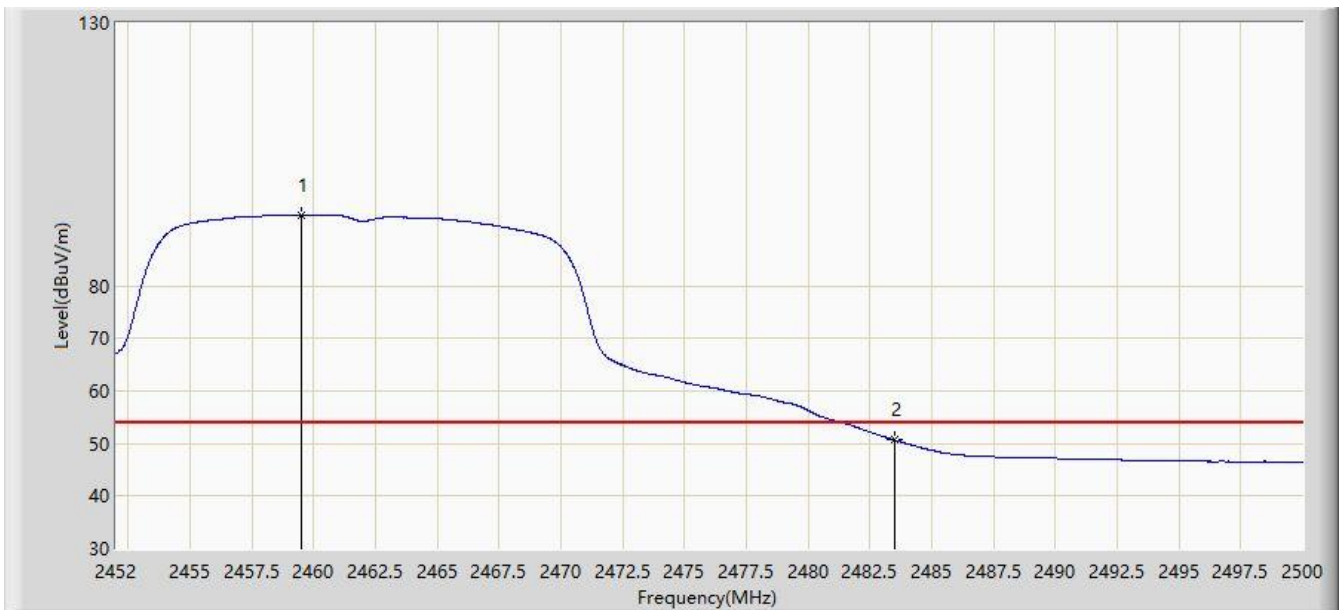


| No | Flag | Mark | Frequency (MHz) | Measure Level (dBuV/m) | Reading Level (dBuV) | Over Limit (dB) | Limit (dBuV/m) | Factor (dB) | Type |
|----|------|------|-----------------|------------------------|----------------------|-----------------|----------------|-------------|------|
| 1 | | * | 2458.984 | 106.350 | 75.220 | N/A | N/A | 31.130 | PK |
| 2 | | | 2483.500 | 64.476 | 33.283 | -9.524 | 74.000 | 31.194 | PK |
| 3 | | | 2484.112 | 64.322 | 33.127 | -9.678 | 74.000 | 31.195 | PK |

Note: Measure Level (dB μ V/m) = Reading Level (dB μ V) + Factor (dB)

Factor (dB) = Cable Loss (dB) + Antenna Factor (dB/m)

| | |
|---|--------------------------|
| Site: AC1 | Time: 2017/05/26 - 20:14 |
| Limit: FCC_Part15.209_RE(3m) | Engineer: Bruce Wang |
| Probe: BBHA9120D_1-18GHz | Polarity: Vertical |
| EUT: VR All-In-One Headset | Power: By Battery |
| Test Mode: Transmit by 802.11g at Channel 2462MHz | |

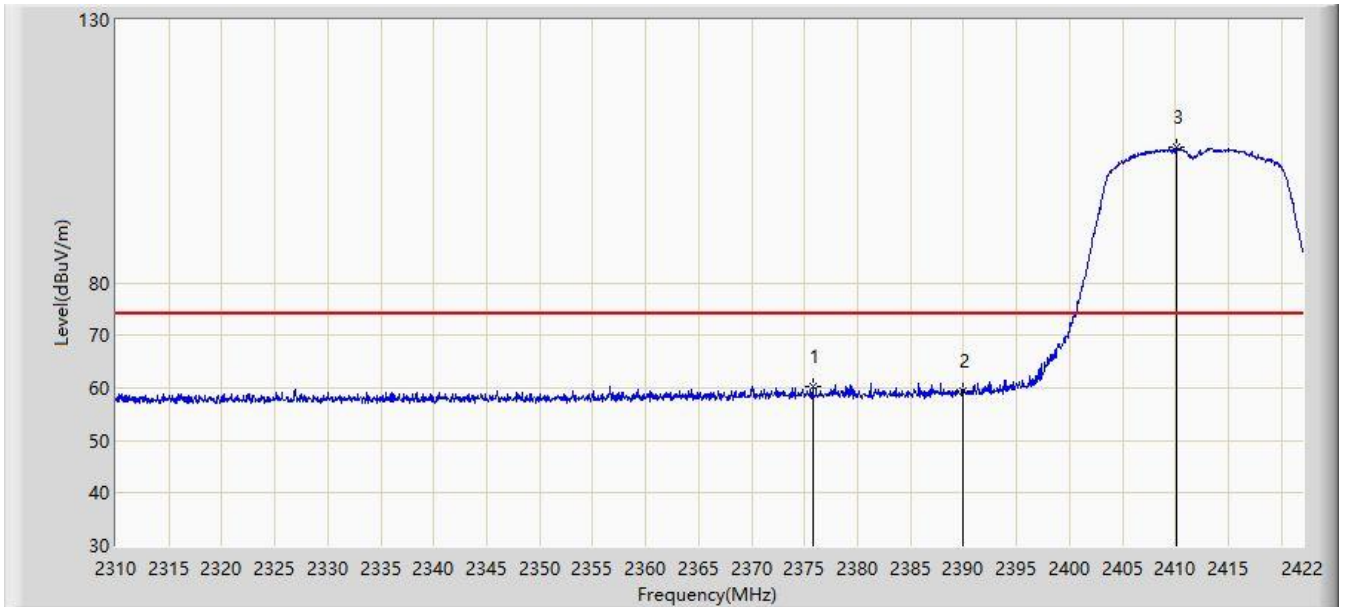


| No | Flag | Mark | Frequency (MHz) | Measure Level (dBuV/m) | Reading Level (dBuV) | Over Limit (dB) | Limit (dBuV/m) | Factor (dB) | Type |
|----|------|------|-----------------|------------------------|----------------------|-----------------|----------------|-------------|------|
| 1 | | * | 2459.512 | 93.421 | 62.290 | N/A | N/A | 31.131 | AV |
| 2 | | | 2483.500 | 50.661 | 19.468 | -3.339 | 54.000 | 31.194 | AV |

Note: Measure Level (dB μ V/m) = Reading Level (dB μ V) + Factor (dB)

Factor (dB) = Cable Loss (dB) + Antenna Factor (dB/m)

| | |
|--|--------------------------|
| Site: AC1 | Time: 2017/05/26 - 20:15 |
| Limit: FCC_Part15.209_RE(3m) | Engineer: Bruce Wang |
| Probe: BBHA9120D_1-18GHz | Polarity: Horizontal |
| EUT: VR All-In-One Headset | Power: By Battery |
| Test Mode: Transmit by 802.11n-HT20 at Channel 2412MHz | |

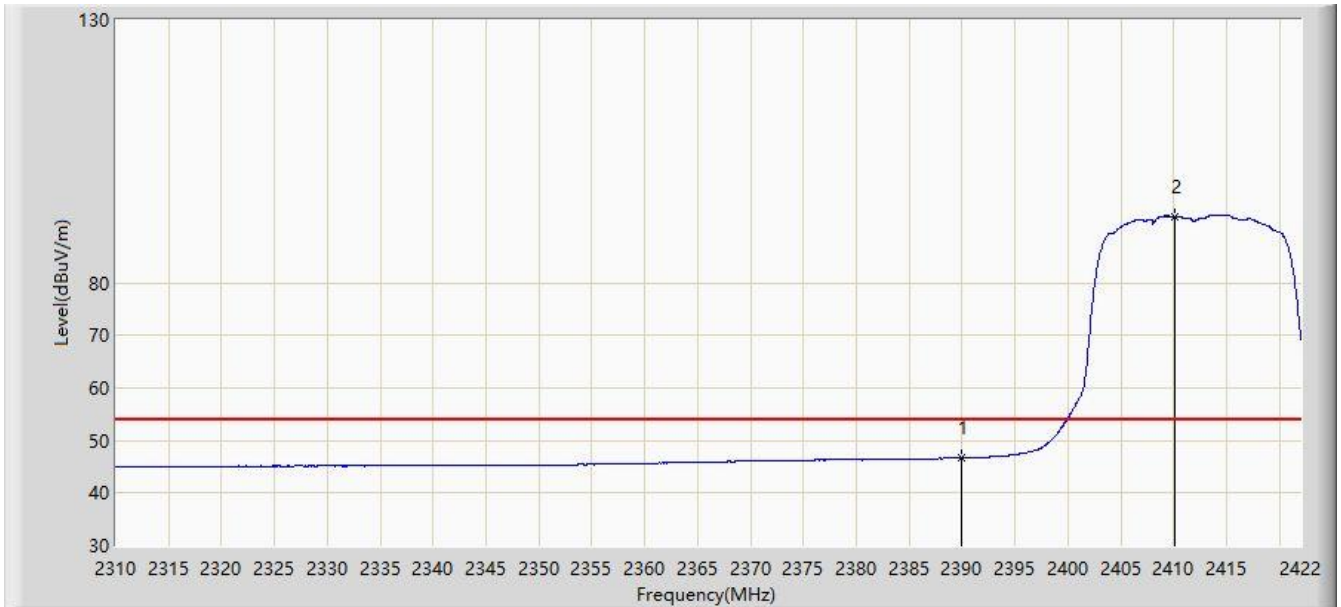


| No | Flag | Mark | Frequency (MHz) | Measure Level (dBuV/m) | Reading Level (dBuV) | Over Limit (dB) | Limit (dBuV/m) | Factor (dB) | Type |
|----|------|------|-----------------|------------------------|----------------------|-----------------|----------------|-------------|------|
| 1 | | | 2375.800 | 60.293 | 29.064 | -13.707 | 74.000 | 31.229 | PK |
| 2 | | | 2390.000 | 59.316 | 28.113 | -14.684 | 74.000 | 31.203 | PK |
| 3 | | * | 2410.072 | 105.658 | 74.485 | N/A | N/A | 31.173 | PK |

Note: Measure Level (dBuV/m) = Reading Level (dBuV) + Factor (dB)

Factor (dB) = Cable Loss (dB) + Antenna Factor (dB/m)

| | |
|--|--------------------------|
| Site: AC1 | Time: 2017/05/26 - 20:17 |
| Limit: FCC_Part15.209_RE(3m) | Engineer: Bruce Wang |
| Probe: BBHA9120D_1-18GHz | Polarity: Horizontal |
| EUT: VR All-In-One Headset | Power: By Battery |
| Test Mode: Transmit by 802.11n-HT20 at Channel 2412MHz | |

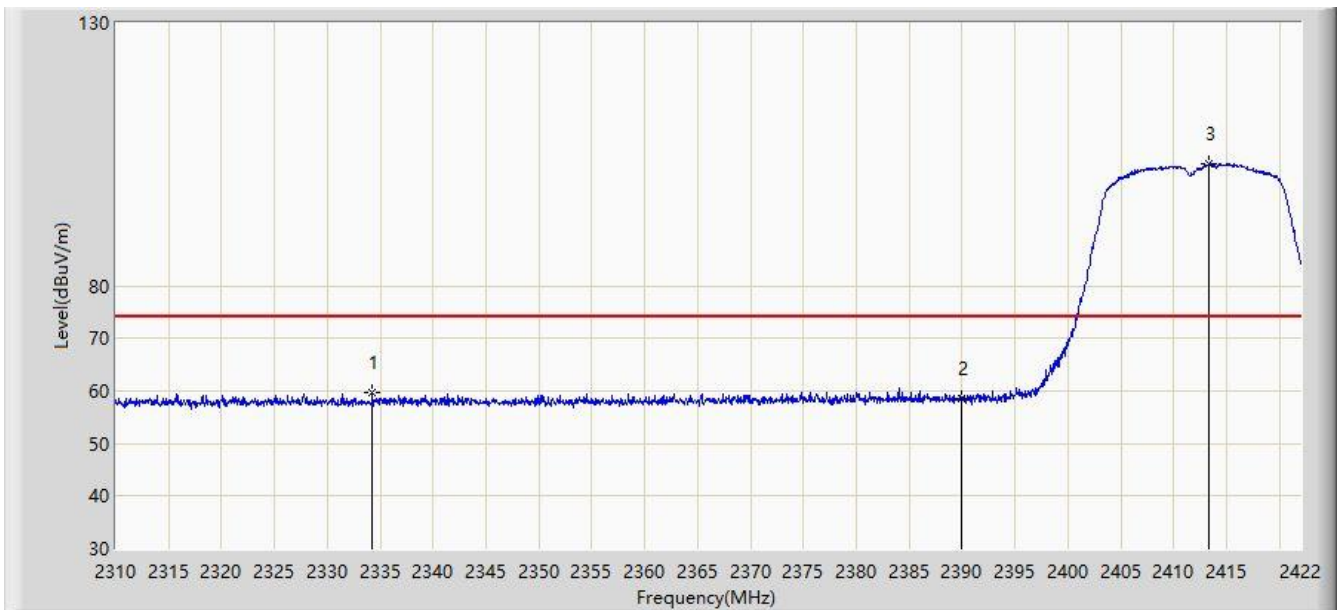


| No | Flag | Mark | Frequency (MHz) | Measure Level (dBuV/m) | Reading Level (dBuV) | Over Limit (dB) | Limit (dBuV/m) | Factor (dB) | Type |
|----|------|------|-----------------|------------------------|----------------------|-----------------|----------------|-------------|------|
| 1 | | | 2390.000 | 46.678 | 15.475 | -7.322 | 54.000 | 31.203 | AV |
| 2 | | * | 2410.072 | 92.611 | 61.438 | N/A | N/A | 31.173 | AV |

Note: Measure Level (dB μ V/m) = Reading Level (dB μ V) + Factor (dB)

Factor (dB) = Cable Loss (dB) + Antenna Factor (dB/m)

| | |
|--|--------------------------|
| Site: AC1 | Time: 2017/05/26 - 20:18 |
| Limit: FCC_Part15.209_RE(3m) | Engineer: Bruce Wang |
| Probe: BBHA9120D_1-18GHz | Polarity: Vertical |
| EUT: VR All-In-One Headset | Power: By Battery |
| Test Mode: Transmit by 802.11n-HT20 at Channel 2412MHz | |

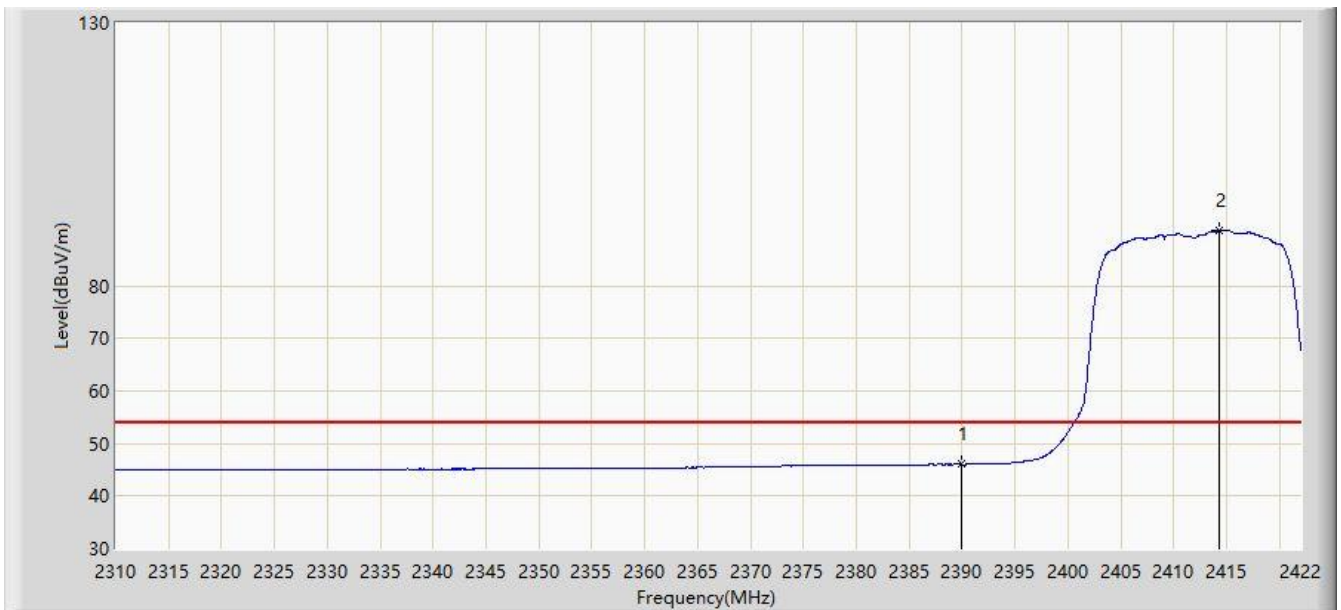


| No | Flag | Mark | Frequency (MHz) | Measure Level (dBuV/m) | Reading Level (dBuV) | Over Limit (dB) | Limit (dBuV/m) | Factor (dB) | Type |
|----|------|------|-----------------|------------------------|----------------------|-----------------|----------------|-------------|------|
| 1 | | | 2334.248 | 59.800 | 28.444 | -14.200 | 74.000 | 31.356 | PK |
| 2 | | | 2390.000 | 58.427 | 27.224 | -15.573 | 74.000 | 31.203 | PK |
| 3 | | * | 2413.264 | 103.197 | 72.030 | N/A | N/A | 31.167 | PK |

Note: Measure Level (dBuV/m) = Reading Level (dBuV) + Factor (dB)

Factor (dB) = Cable Loss (dB) + Antenna Factor (dB/m)

| | |
|--|--------------------------|
| Site: AC1 | Time: 2017/05/26 - 20:20 |
| Limit: FCC_Part15.209_RE(3m) | Engineer: Bruce Wang |
| Probe: BBHA9120D_1-18GHz | Polarity: Vertical |
| EUT: VR All-In-One Headset | Power: By Battery |
| Test Mode: Transmit by 802.11n-HT20 at Channel 2412MHz | |

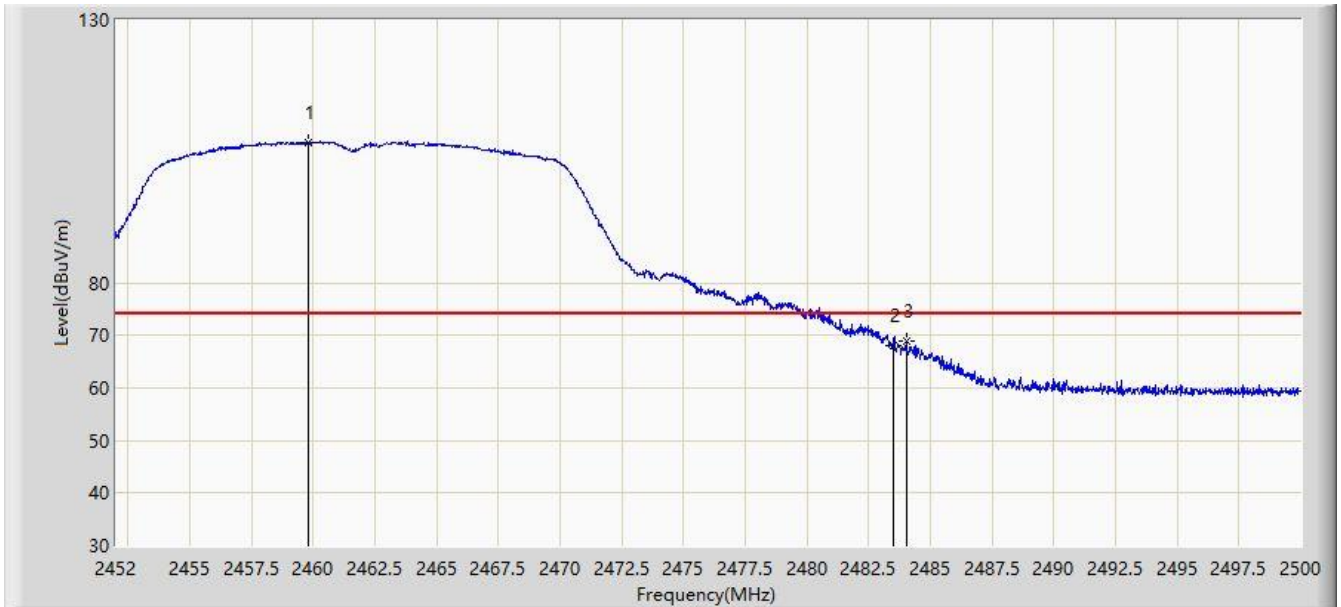


| No | Flag | Mark | Frequency (MHz) | Measure Level (dBuV/m) | Reading Level (dBuV) | Over Limit (dB) | Limit (dBuV/m) | Factor (dB) | Type |
|----|------|------|-----------------|------------------------|----------------------|-----------------|----------------|-------------|------|
| 1 | | | 2390.000 | 45.995 | 14.792 | -8.005 | 54.000 | 31.203 | AV |
| 2 | | * | 2414.272 | 90.414 | 59.248 | N/A | N/A | 31.166 | AV |

Note: Measure Level (dBuV/m) = Reading Level (dBuV) + Factor (dB)

Factor (dB) = Cable Loss (dB) + Antenna Factor (dB/m)

| | |
|--|--------------------------|
| Site: AC1 | Time: 2017/05/26 - 20:21 |
| Limit: FCC_Part15.209_RE(3m) | Engineer: Bruce Wang |
| Probe: BBHA9120D_1-18GHz | Polarity: Horizontal |
| EUT: VR All-In-One Headset | Power: By Battery |
| Test Mode: Transmit by 802.11n-HT20 at Channel 2462MHz | |

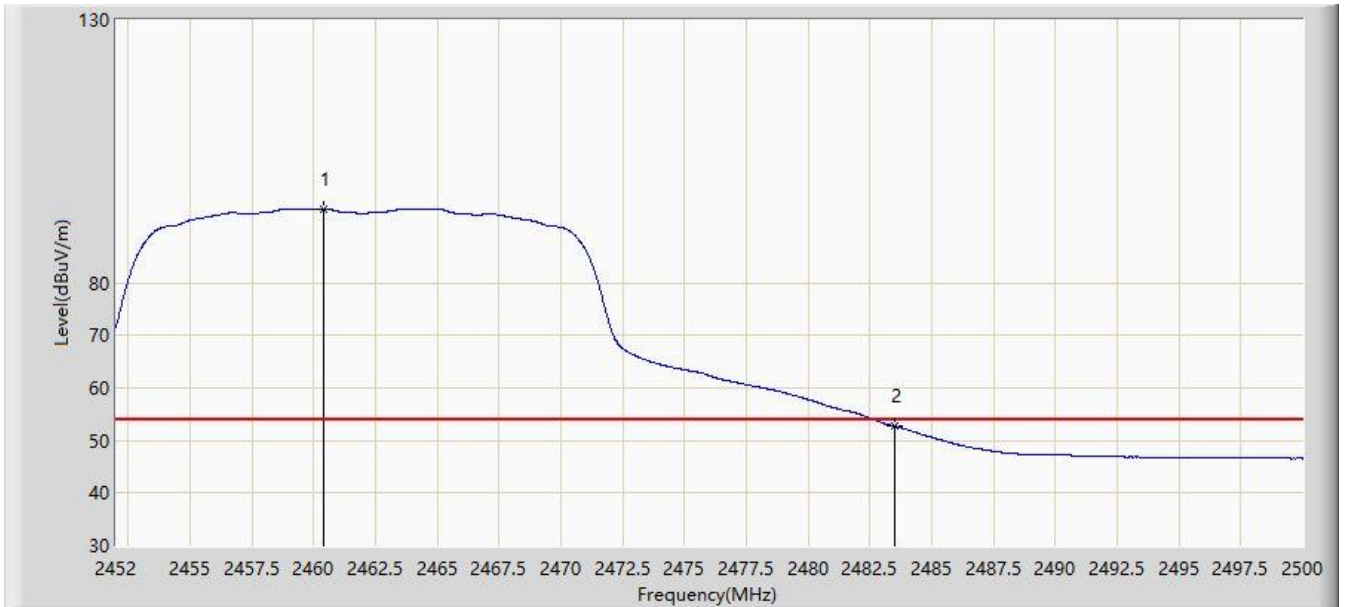


| No | Flag | Mark | Frequency (MHz) | Measure Level (dBuV/m) | Reading Level (dBuV) | Over Limit (dB) | Limit (dBuV/m) | Factor (dB) | Type |
|----|------|------|-----------------|------------------------|----------------------|-----------------|----------------|-------------|------|
| 1 | | * | 2459.824 | 106.738 | 75.607 | N/A | N/A | 31.131 | PK |
| 2 | | | 2483.500 | 67.991 | 36.798 | -6.009 | 74.000 | 31.194 | PK |
| 3 | | | 2484.040 | 68.843 | 37.648 | -5.157 | 74.000 | 31.195 | PK |

Note: Measure Level (dB μ V/m) = Reading Level (dB μ V) + Factor (dB)

Factor (dB) = Cable Loss (dB) + Antenna Factor (dB/m)

| | |
|--|--------------------------|
| Site: AC1 | Time: 2017/05/26 - 20:23 |
| Limit: FCC_Part15.209_RE(3m) | Engineer: Bruce Wang |
| Probe: BBHA9120D_1-18GHz | Polarity: Horizontal |
| EUT: VR All-In-One Headset | Power: By Battery |
| Test Mode: Transmit by 802.11n-HT20 at Channel 2462MHz | |

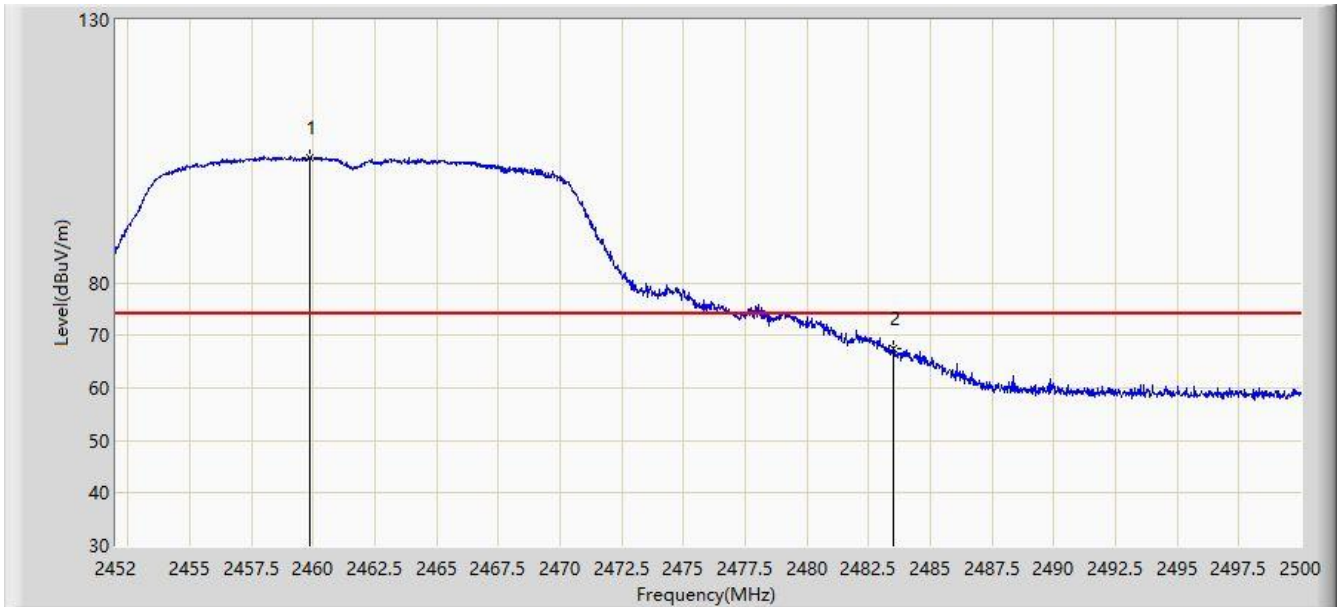


| No | Flag | Mark | Frequency (MHz) | Measure Level (dBuV/m) | Reading Level (dBuV) | Over Limit (dB) | Limit (dBuV/m) | Factor (dB) | Type |
|----|------|------|-----------------|------------------------|----------------------|-----------------|----------------|-------------|------|
| 1 | | * | 2460.400 | 94.043 | 62.910 | N/A | N/A | 31.133 | AV |
| 2 | | | 2483.500 | 52.738 | 21.545 | -1.262 | 54.000 | 31.194 | AV |

Note: Measure Level (dB μ V/m) = Reading Level (dB μ V) + Factor (dB)

Factor (dB) = Cable Loss (dB) + Antenna Factor (dB/m)

| | |
|--|--------------------------|
| Site: AC1 | Time: 2017/05/26 - 20:24 |
| Limit: FCC_Part15.209_RE(3m) | Engineer: Bruce Wang |
| Probe: BBHA9120D_1-18GHz | Polarity: Vertical |
| EUT: VR All-In-One Headset | Power: By Battery |
| Test Mode: Transmit by 802.11n-HT20 at Channel 2462MHz | |

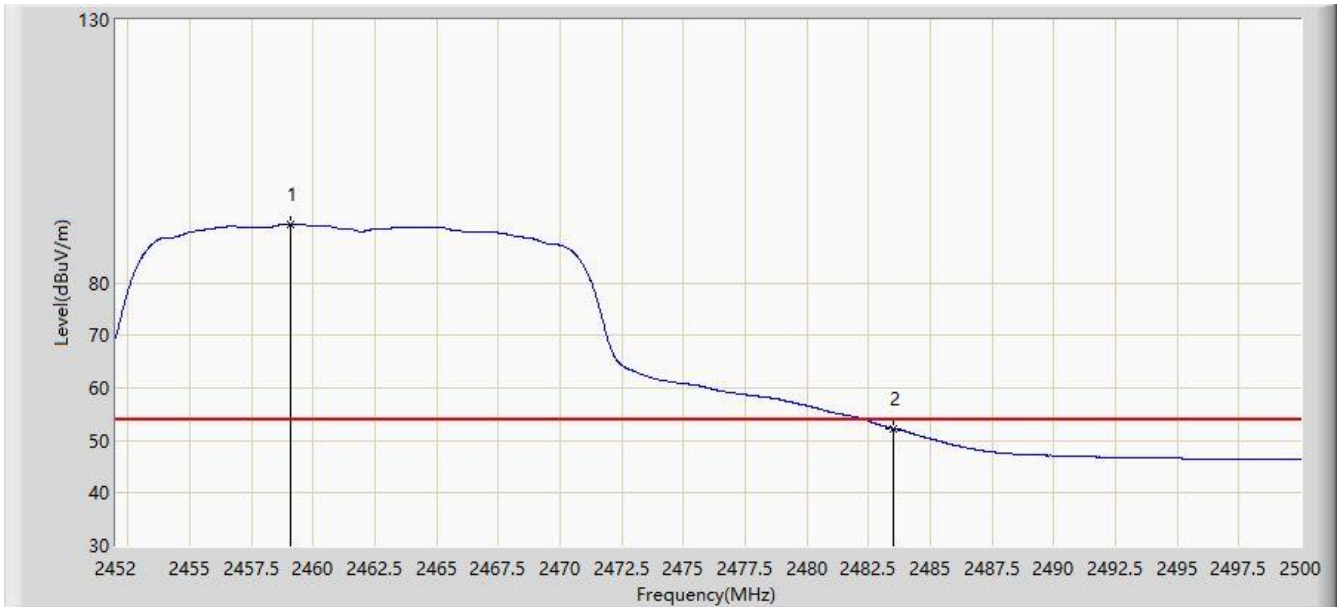


| a | Flag | Mark | Frequency (MHz) | Measure Level (dBuV/m) | Reading Level (dBuV) | Over Limit (dB) | Limit (dBuV/m) | Factor (dB) | Type |
|---|------|------|-----------------|------------------------|----------------------|-----------------|----------------|-------------|------|
| 1 | | * | 2459.848 | 103.850 | 72.718 | N/A | N/A | 31.131 | PK |
| 2 | | | 2483.500 | 67.525 | 36.332 | -6.475 | 74.000 | 31.194 | PK |

Note: Measure Level (dBμV/m) = Reading Level (dBμV) + Factor (dB)

Factor (dB) = Cable Loss (dB) + Antenna Factor (dB/m)

| | |
|--|--------------------------|
| Site: AC1 | Time: 2017/05/26 - 20:25 |
| Limit: FCC_Part15.209_RE(3m) | Engineer: Bruce Wang |
| Probe: BBHA9120D_1-18GHz | Polarity: Vertical |
| EUT: VR All-In-One Headset | Power: By Battery |
| Test Mode: Transmit by 802.11n-HT20 at Channel 2462MHz | |

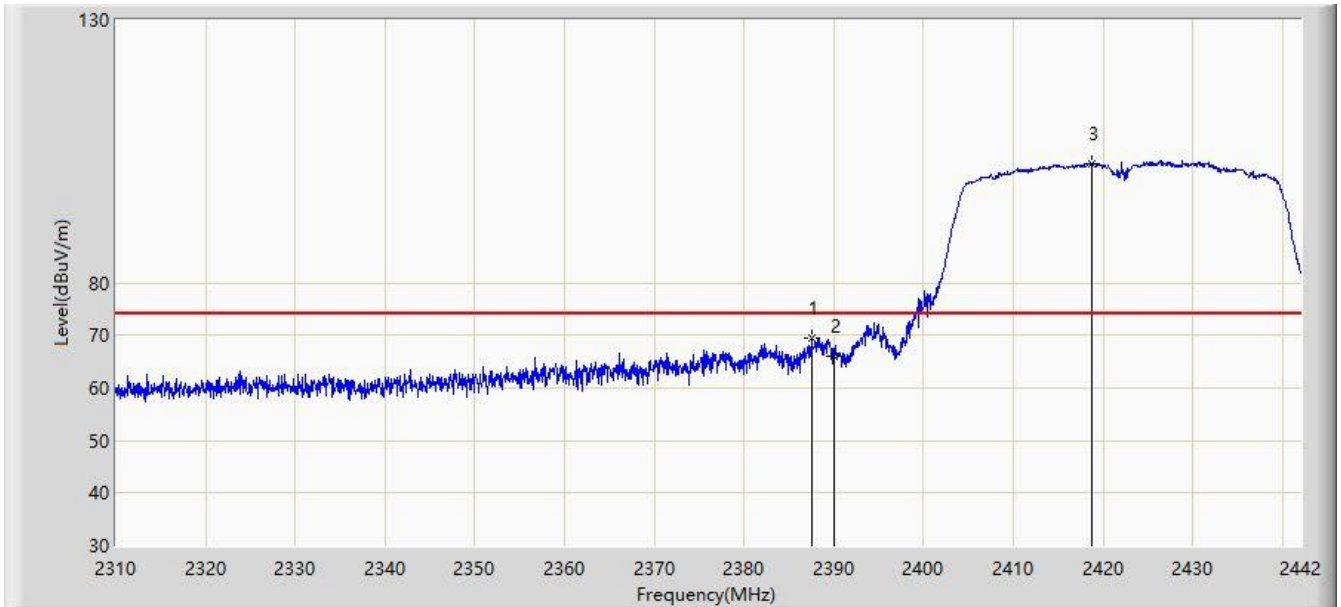


| No | Flag | Mark | Frequency (MHz) | Measure Level (dBuV/m) | Reading Level (dBuV) | Over Limit (dB) | Limit (dBuV/m) | Factor (dB) | Type |
|----|------|------|-----------------|------------------------|----------------------|-----------------|----------------|-------------|------|
| 1 | | * | 2459.056 | 91.089 | 59.959 | N/A | N/A | 31.130 | AV |
| 2 | | | 2483.500 | 52.273 | 21.080 | -1.727 | 54.000 | 31.194 | AV |

Note: Measure Level (dBuV/m) = Reading Level (dBuV) + Factor (dB)

Factor (dB) = Cable Loss (dB) + Antenna Factor (dB/m)

| | |
|--|--------------------------|
| Site: AC1 | Time: 2017/05/26 - 20:27 |
| Limit: FCC_Part15.209_RE(3m) | Engineer: Bruce Wang |
| Probe: BBHA9120D_1-18GHz | Polarity: Horizontal |
| EUT: VR All-In-One Headset | Power: By Battery |
| Test Mode: Transmit by 802.11n-HT40 at Channel 2422MHz | |

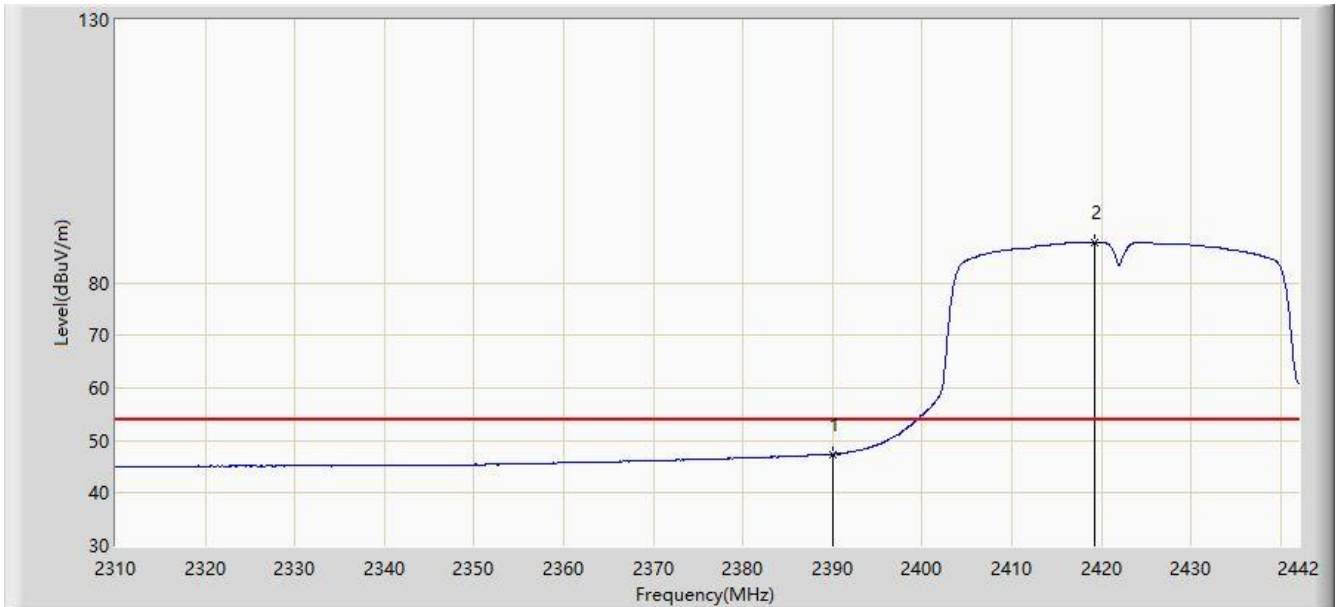


| No | Flag | Mark | Frequency (MHz) | Measure Level (dBuV/m) | Reading Level (dBuV) | Over Limit (dB) | Limit (dBuV/m) | Factor (dB) | Type |
|----|------|------|-----------------|------------------------|----------------------|-----------------|----------------|-------------|------|
| 1 | | | 2387.550 | 69.395 | 38.188 | -4.605 | 74.000 | 31.207 | PK |
| 2 | | | 2390.000 | 65.986 | 34.783 | -8.014 | 74.000 | 31.203 | PK |
| 3 | | * | 2418.702 | 102.655 | 71.497 | N/A | N/A | 31.158 | PK |

Note: Measure Level (dB μ V/m) = Reading Level (dB μ V) + Factor (dB)

Factor (dB) = Cable Loss (dB) + Antenna Factor (dB/m)

| | |
|--|--------------------------|
| Site: AC1 | Time: 2017/05/26 - 20:30 |
| Limit: FCC_Part15.209_RE(3m) | Engineer: Bruce Wang |
| Probe: BBHA9120D_1-18GHz | Polarity: Horizontal |
| EUT: VR All-In-One Headset | Power: By Battery |
| Test Mode: Transmit by 802.11n-HT40 at Channel 2422MHz | |

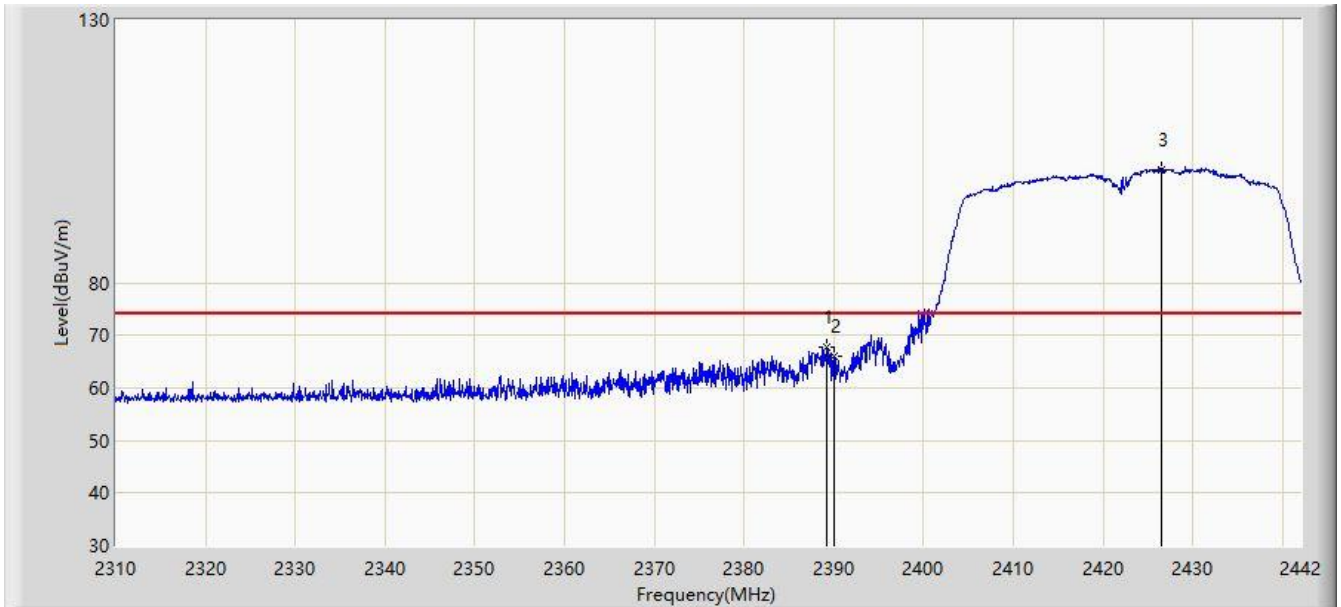


| No | Flag | Mark | Frequency (MHz) | Measure Level (dBuV/m) | Reading Level (dBuV) | Over Limit (dB) | Limit (dBuV/m) | Factor (dB) | Type |
|----|------|------|-----------------|------------------------|----------------------|-----------------|----------------|-------------|------|
| 1 | | | 2390.000 | 47.398 | 16.195 | -6.602 | 54.000 | 31.203 | AV |
| 2 | | * | 2419.164 | 87.661 | 56.504 | N/A | N/A | 31.157 | AV |

Note: Measure Level (dBuV/m) = Reading Level (dBuV) + Factor (dB)

Factor (dB) = Cable Loss (dB) + Antenna Factor (dB/m)

| | |
|--|--------------------------|
| aSite: AC1 | Time: 2017/05/26 - 20:31 |
| Limit: FCC_Part15.209_RE(3m) | Engineer: Bruce Wang |
| Probe: BBHA9120D_1-18GHz | Polarity: Vertical |
| EUT: VR All-In-One Headset | Power: By Battery |
| Test Mode: Transmit by 802.11n-HT40 at Channel 2422MHz | |

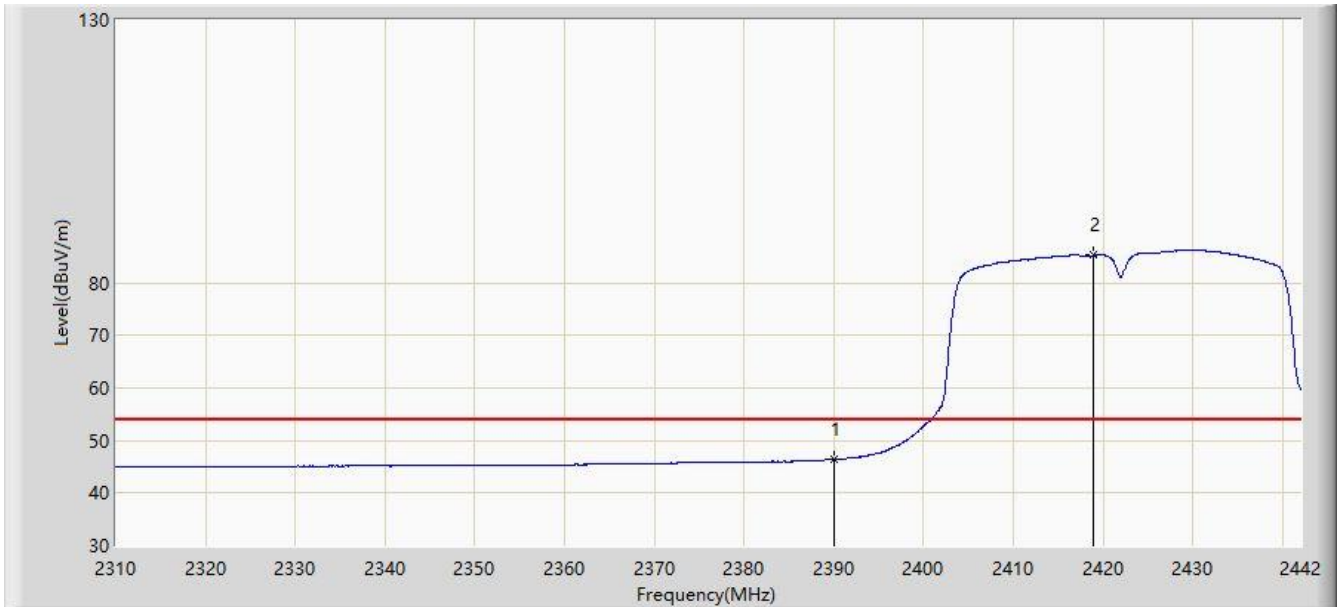


| No | Flag | Mark | Frequency (MHz) | Measure Level (dBuV/m) | Reading Level (dBuV) | Over Limit (dB) | Limit (dBuV/m) | Factor (dB) | Type |
|----|------|------|-----------------|------------------------|----------------------|-----------------|----------------|-------------|------|
| 1 | | | 2389.266 | 67.792 | 36.588 | -6.208 | 74.000 | 31.204 | PK |
| 2 | | | 2390.000 | 66.004 | 34.801 | -7.996 | 74.000 | 31.203 | PK |
| 3 | | * | 2426.556 | 101.402 | 70.258 | N/A | N/A | 31.144 | PK |

Note: Measure Level (dB μ V/m) = Reading Level (dB μ V) + Factor (dB)

Factor (dB) = Cable Loss (dB) + Antenna Factor (dB/m)

| | |
|--|--------------------------|
| Site: AC1 | Time: 2017/05/26 - 20:33 |
| Limit: FCC_Part15.209_RE(3m) | Engineer: Bruce Wang |
| Probe: BBHA9120D_1-18GHz | Polarity: Vertical |
| EUT: VR All-In-One Headset | Power: By Battery |
| Test Mode: Transmit by 802.11n-HT40 at Channel 2422MHz | |

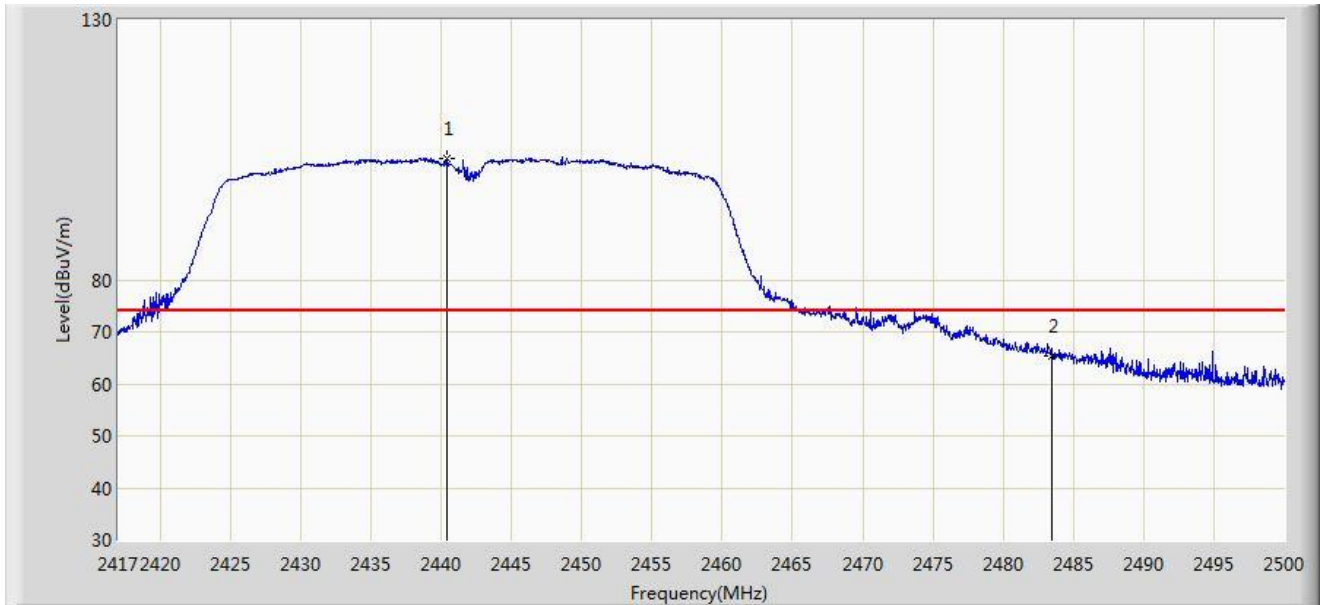


| No | Flag | Mark | Frequency (MHz) | Measure Level (dBuV/m) | Reading Level (dBuV) | Over Limit (dB) | Limit (dBuV/m) | Factor (dB) | Type |
|----|------|------|-----------------|------------------------|----------------------|-----------------|----------------|-------------|------|
| 1 | | | 2390.000 | 46.380 | 15.177 | -7.620 | 54.000 | 31.203 | AV |
| 2 | | * | 2418.966 | 85.203 | 54.045 | N/A | N/A | 31.157 | AV |

Note: Measure Level (dBuV/m) = Reading Level (dBuV) + Factor (dB)

Factor (dB) = Cable Loss (dB) + Antenna Factor (dB/m)

| | |
|--|--------------------------|
| Site: AC1 | Time: 2017/06/15 - 11:04 |
| Limit: FCC_Part15.209_RE(3m) | Engineer: Bruce Wang |
| Probe: BBHA9120D_1-18GHz | Polarity: Horizontal |
| EUT: VR All-In-One Headset | Power: By Battery |
| Test Mode: Transmit by 802.11n-HT40 at Channel 2442MHz | |

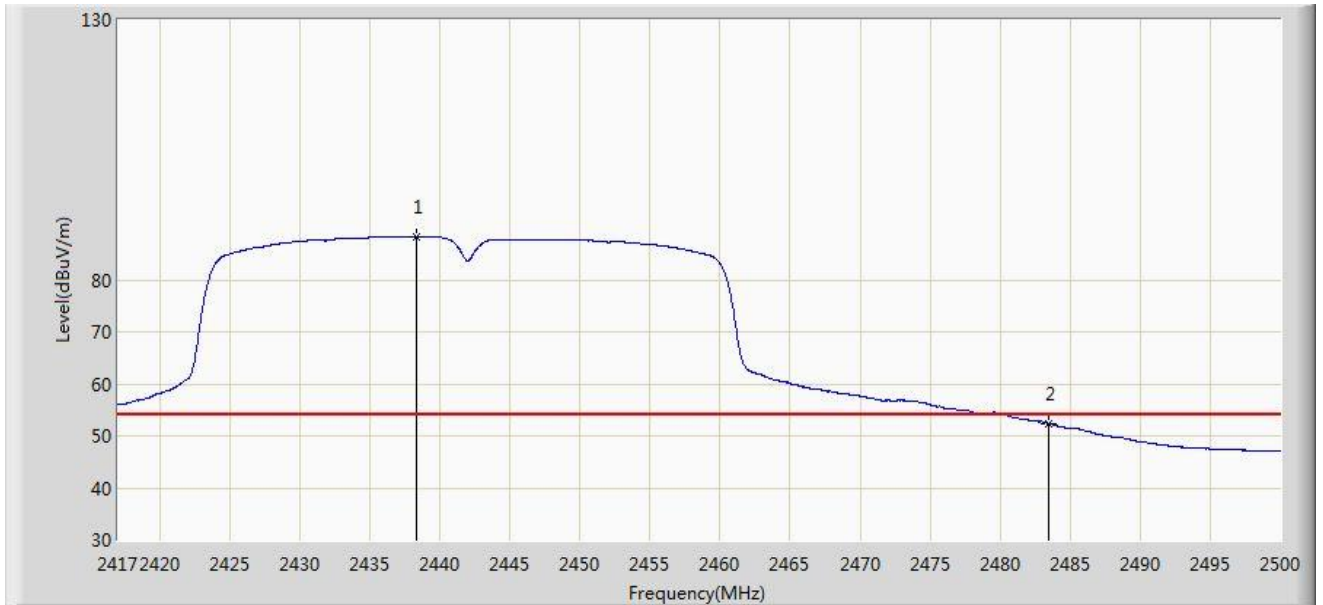


| No | Flag | Mark | Frequency (MHz) | Measure Level (dBuV/m) | Reading Level (dBuV) | Over Limit (dB) | Limit (dBuV/m) | Factor (dB) | Type |
|----|------|------|-----------------|------------------------|----------------------|-----------------|----------------|-------------|------|
| 1 | | * | 2440.448 | 103.248 | 71.078 | N/A | N/A | 32.170 | PK |
| 2 | | | 2483.500 | 65.506 | 33.225 | -8.494 | 74.000 | 32.282 | PK |

Note: Measure Level (dBuV/m) = Reading Level (dBuV) + Factor (dB)

Factor (dB) = Cable Loss (dB) + Antenna Factor (dB/m)

| | |
|--|--------------------------|
| Site: AC1 | Time: 2017/06/15 - 11:09 |
| Limit: FCC_Part15.209_RE(3m) | Engineer: Bruce Wang |
| Probe: BBHA9120D_1-18GHz | Polarity: Horizontal |
| EUT: VR All-In-One Headset | Power: By Battery |
| Test Mode: Transmit by 802.11n-HT40 at Channel 2442MHz | |

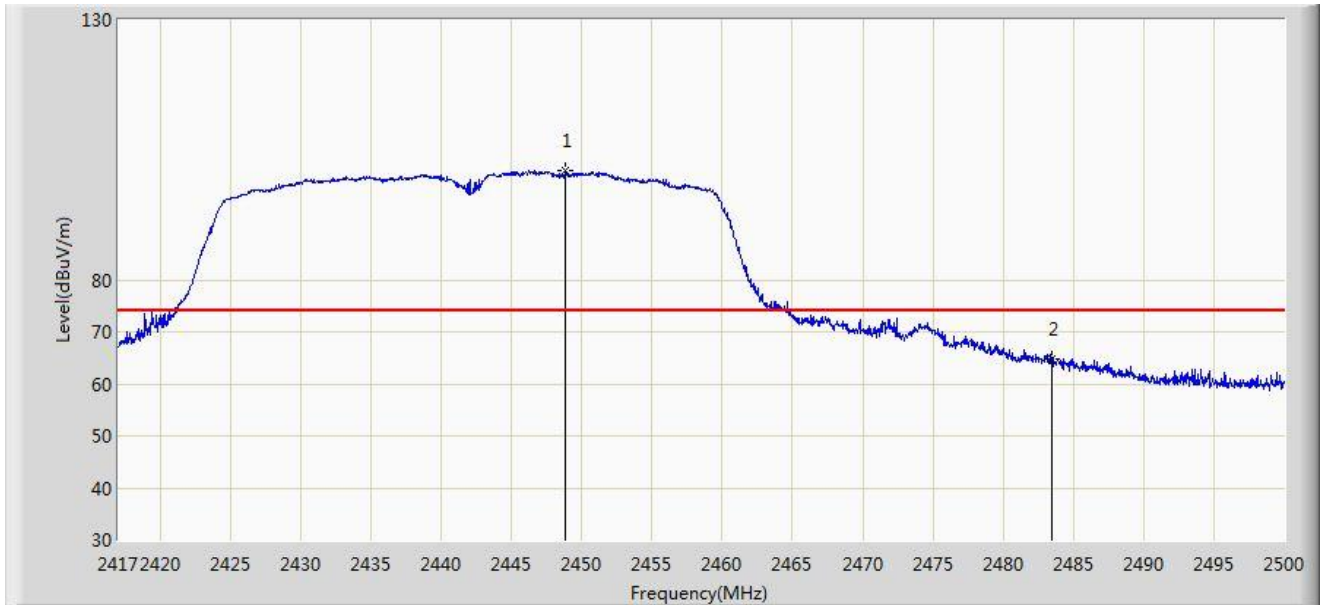


| No | Flag | Mark | Frequency (MHz) | Measure Level (dBuV/m) | Reading Level (dBuV) | Over Limit (dB) | Limit (dBuV/m) | Factor (dB) | Type |
|----|------|------|-----------------|------------------------|----------------------|-----------------|----------------|-------------|------|
| 1 | | * | 2438.373 | 88.144 | 55.973 | N/A | N/A | 32.171 | AV |
| 2 | | | 2483.500 | 52.285 | 20.004 | -1.715 | 54.000 | 32.282 | AV |

Note: Measure Level (dBuV/m) = Reading Level (dBuV) + Factor (dB)

Factor (dB) = Cable Loss (dB) + Antenna Factor (dB/m)

| | |
|--|--------------------------|
| Site: AC1 | Time: 2017/06/15 - 11:10 |
| Limit: FCC_Part15.209_RE(3m) | Engineer: Bruce Wang |
| Probe: BBHA9120D_1-18GHz | Polarity: Vertical |
| EUT: VR All-In-One Headset | Power: By Battery |
| Test Mode: Transmit by 802.11n-HT40 at Channel 2442MHz | |

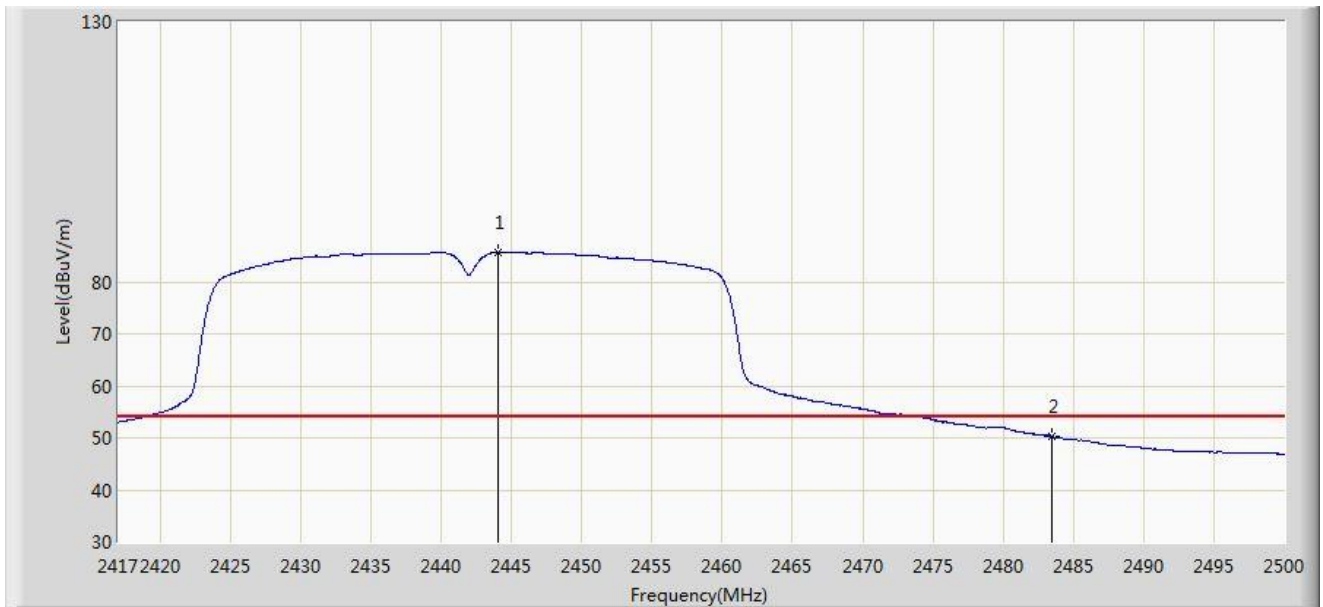


| No | Flag | Mark | Frequency (MHz) | Measure Level (dBuV/m) | Reading Level (dBuV) | Over Limit (dB) | Limit (dBuV/m) | Factor (dB) | Type |
|----|------|------|-----------------|------------------------|----------------------|-----------------|----------------|-------------|------|
| 1 | | * | 2448.831 | 101.130 | 68.948 | N/A | N/A | 32.181 | PK |
| 2 | | | 2483.500 | 64.704 | 32.423 | -9.296 | 74.000 | 32.282 | PK |

Note: Measure Level (dBuV/m) = Reading Level (dBuV) + Factor (dB)

Factor (dB) = Cable Loss (dB) + Antenna Factor (dB/m)

| | |
|--|--------------------------|
| Site: AC1 | Time: 2017/06/15 - 11:12 |
| Limit: FCC_Part15.209_RE(3m) | Engineer: Bruce Wang |
| Probe: BBHA9120D_1-18GHz | Polarity: Vertical |
| EUT: VR All-In-One Headset | Power: By Battery |
| Test Mode: Transmit by 802.11n-HT40 at Channel 2442MHz | |

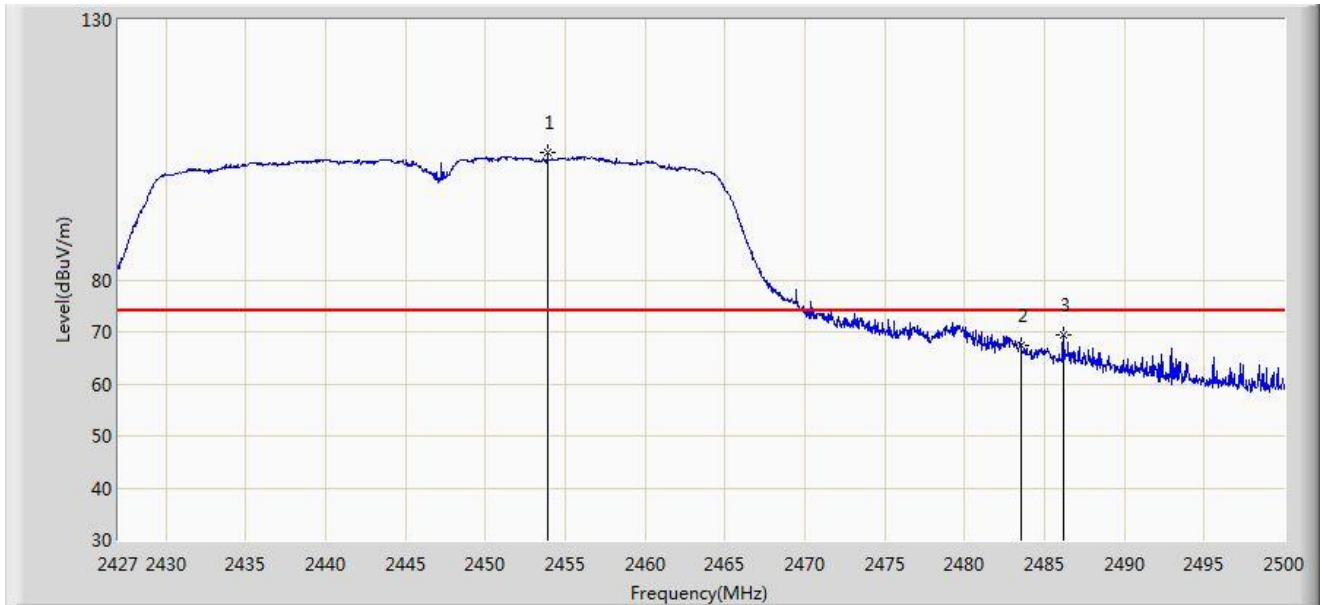


| No | Flag | Mark | Frequency (MHz) | Measure Level (dBuV/m) | Reading Level (dBuV) | Over Limit (dB) | Limit (dBuV/m) | Factor (dB) | Type |
|----|------|------|-----------------|------------------------|----------------------|-----------------|----------------|-------------|------|
| 1 | | * | 2444.058 | 85.645 | 53.476 | N/A | N/A | 32.169 | AV |
| 2 | | | 2483.500 | 50.214 | 17.933 | -3.786 | 54.000 | 32.282 | AV |

Note: Measure Level (dBuV/m) = Reading Level (dBuV) + Factor (dB)

Factor (dB) = Cable Loss (dB) + Antenna Factor (dB/m)

| | |
|--|--------------------------|
| Site: AC1 | Time: 2017/06/14 - 20:42 |
| Limit: FCC_Part15.209_RE(3m) | Engineer: Snake Ni |
| Probe: BBHA9120D_1-18GHz | Polarity: Horizontal |
| EUT: VR All-In-One Headset | Power: By Battery |
| Test Mode: Transmit by 802.11n-HT40 at Channel 2447MHz | |

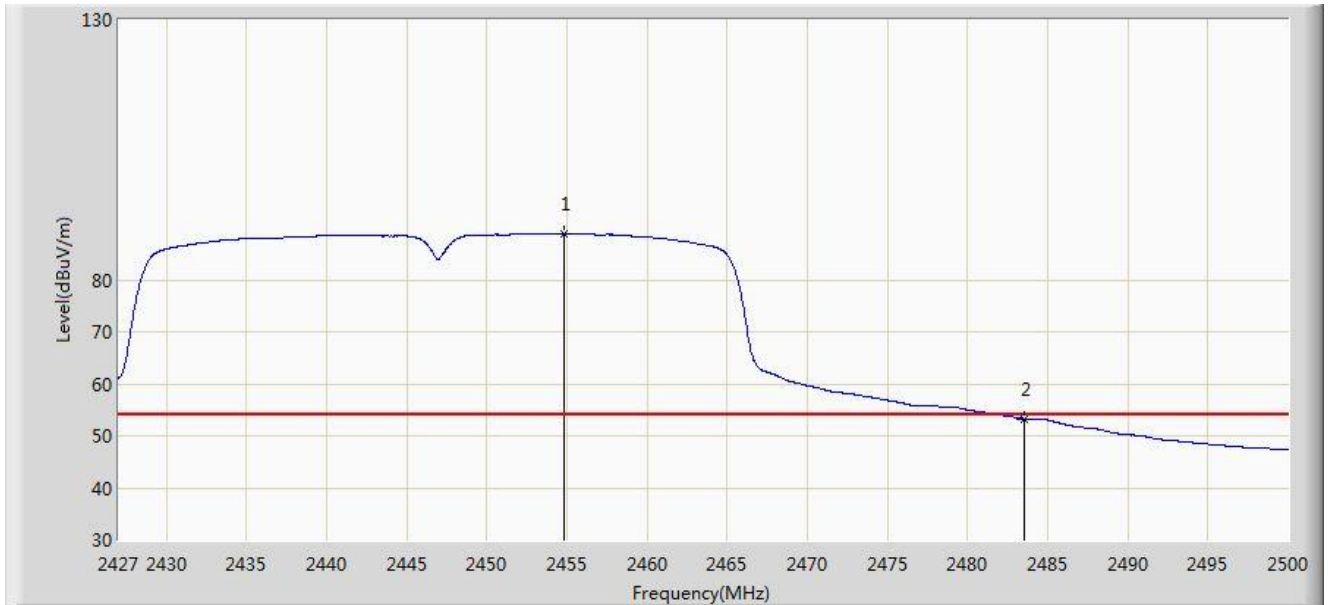


| No | Flag | Mark | Frequency (MHz) | Measure Level (dBuV/m) | Reading Level (dBuV) | Over Limit (dB) | Limit (dBuV/m) | Factor (dB) | Type |
|----|------|------|-----------------|------------------------|----------------------|-----------------|----------------|-------------|------|
| 1 | | * | 2453.900 | 104.556 | 72.353 | N/A | N/A | 32.203 | PK |
| 2 | | | 2483.500 | 67.485 | 35.204 | -6.515 | 74.000 | 32.282 | PK |
| 3 | | | 2486.167 | 69.360 | 37.070 | -4.640 | 74.000 | 32.290 | PK |

Note: Measure Level (dB μ V/m) = Reading Level (dB μ V) + Factor (dB)

Factor (dB) = Cable Loss (dB) + Antenna Factor (dB/m)

| | |
|--|--------------------------|
| Site: AC1 | Time: 2017/06/14 - 20:39 |
| Limit: FCC_Part15.209_RE(3m) | Engineer: Snake Ni |
| Probe: BBHA9120D_1-18GHz | Polarity: Horizontal |
| EUT: VR All-In-One Headset | Power: By Battery |
| Test Mode: Transmit by 802.11n-HT40 at Channel 2447MHz | |

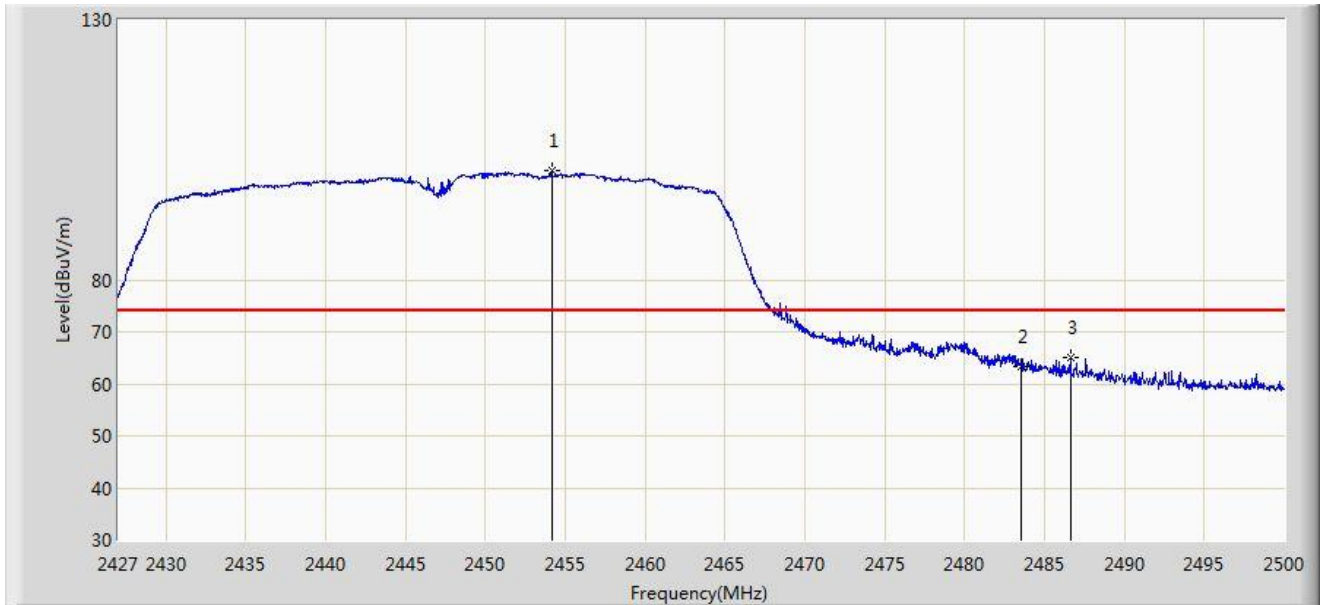


| No | Flag | Mark | Frequency (MHz) | Measure Level (dBuV/m) | Reading Level (dBuV) | Over Limit (dB) | Limit (dBuV/m) | Factor (dB) | Type |
|----|------|------|-----------------|------------------------|----------------------|-----------------|----------------|-------------|------|
| 1 | | * | 2454.777 | 88.912 | 56.705 | N/A | N/A | 32.207 | AV |
| 2 | | | 2483.500 | 53.276 | 20.995 | -0.724 | 54.000 | 32.282 | AV |

Note: Measure Level (dB μ V/m) = Reading Level (dB μ V) + Factor (dB)

Factor (dB) = Cable Loss (dB) + Antenna Factor (dB/m)

| | |
|--|--------------------------|
| Site: AC1 | Time: 2017/06/14 - 20:43 |
| Limit: FCC_Part15.209_RE(3m) | Engineer: Snake Ni |
| Probe: BBHA9120D_1-18GHz | Polarity: Vertical |
| EUT: VR All-In-One Headset | Power: By Battery |
| Test Mode: Transmit by 802.11n-HT40 at Channel 2447MHz | |

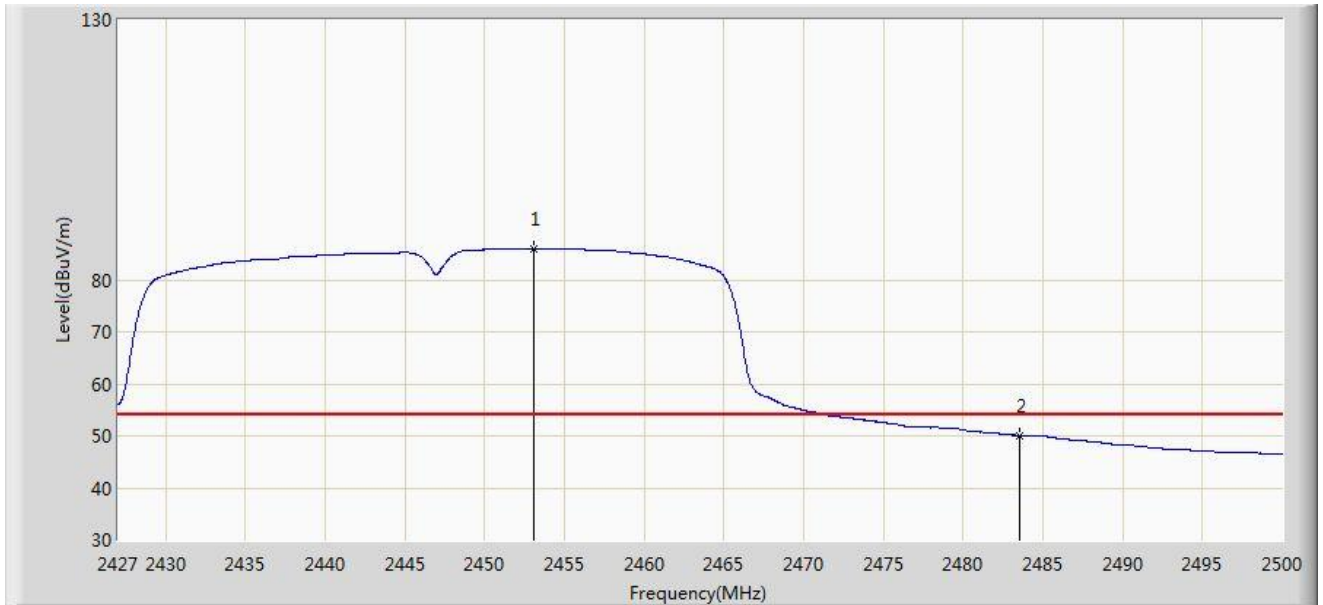


| No | Flag | Mark | Frequency (MHz) | Measure Level (dBuV/m) | Reading Level (dBuV) | Over Limit (dB) | Limit (dBuV/m) | Factor (dB) | Type |
|----|------|------|-----------------|------------------------|----------------------|-----------------|----------------|-------------|------|
| 1 | | * | 2454.156 | 101.123 | 68.918 | N/A | N/A | 32.204 | PK |
| 2 | | | 2483.500 | 63.330 | 31.049 | -10.670 | 74.000 | 32.282 | PK |
| 3 | | | 2486.604 | 65.083 | 32.791 | -8.917 | 74.000 | 32.292 | PK |

Note: Measure Level (dBuV/m) = Reading Level (dBuV) + Factor (dB)

Factor (dB) = Cable Loss (dB) + Antenna Factor (dB/m)

| | |
|--|--------------------------|
| Site: AC1 | Time: 2017/06/14 - 20:45 |
| Limit: FCC_Part15.209_RE(3m) | Engineer: Snake Ni |
| Probe: BBHA9120D_1-18GHz | Polarity: Vertical |
| EUT: VR All-In-One Headset | Power: By Battery |
| Test Mode: Transmit by 802.11n-HT40 at Channel 2447MHz | |

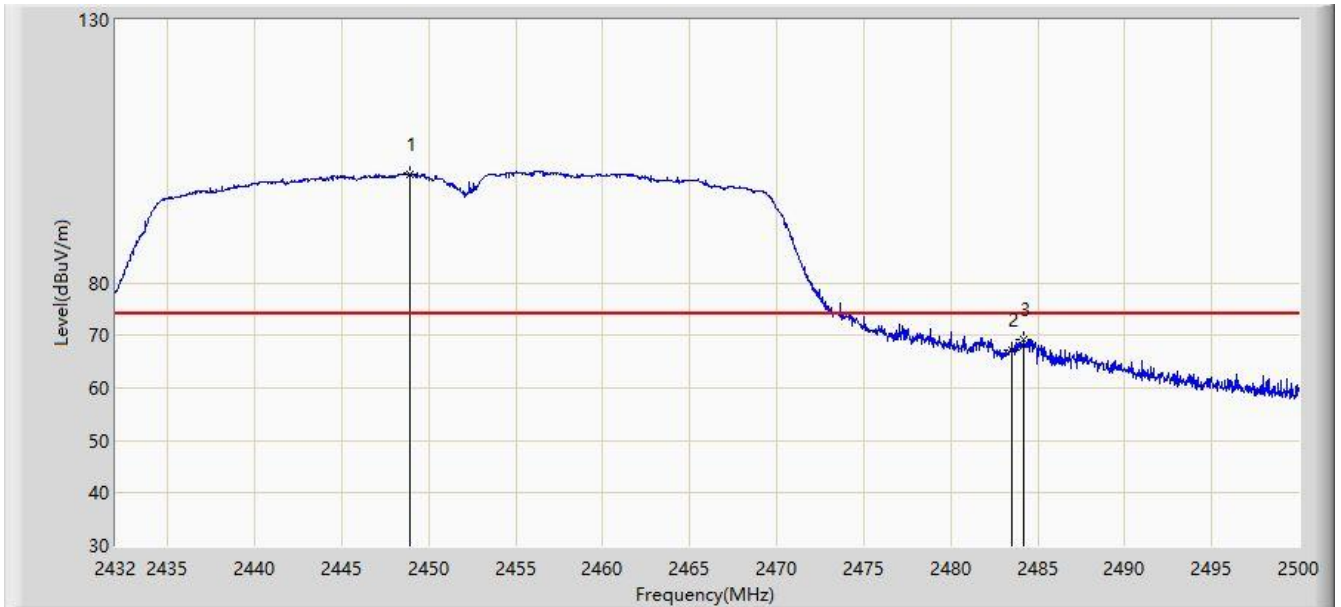


| No | Flag | Mark | Frequency (MHz) | Measure Level (dBuV/m) | Reading Level (dBuV) | Over Limit (dB) | Limit (dBuV/m) | Factor (dB) | Type |
|----|------|------|-----------------|------------------------|----------------------|-----------------|----------------|-------------|------|
| 1 | | * | 2453.061 | 85.975 | 53.775 | N/A | N/A | 32.200 | AV |
| 2 | | | 2483.500 | 49.997 | 17.716 | -4.003 | 54.000 | 32.282 | AV |

Note: Measure Level (dBuV/m) = Reading Level (dBuV) + Factor (dB)

Factor (dB) = Cable Loss (dB) + Antenna Factor (dB/m)

| | |
|--|--------------------------|
| Site: AC1 | Time: 2017/05/26 - 20:39 |
| Limit: FCC_Part15.209_RE(3m) | Engineer: Bruce Wang |
| Probe: BBHA9120D_1-18GHz | Polarity: Horizontal |
| EUT: VR All-In-One Headset | Power: By Battery |
| Test Mode: Transmit by 802.11n-HT40 at Channel 2452MHz | |

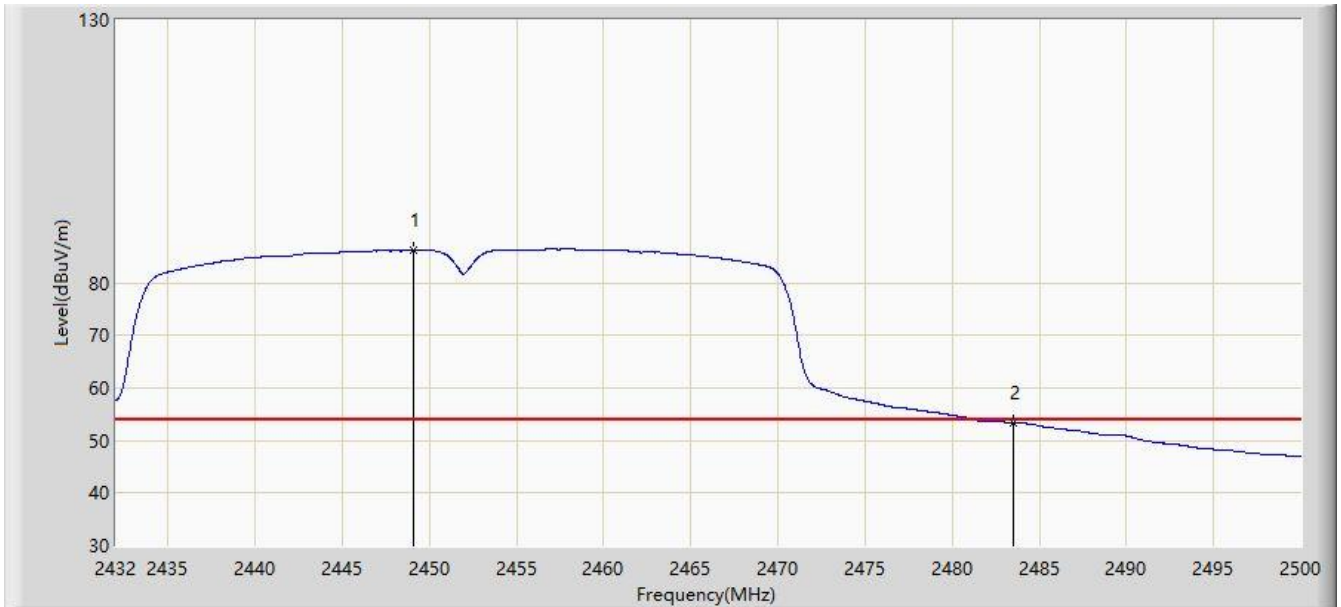


| No | Flag | Mark | Frequency (MHz) | Measure Level (dBuV/m) | Reading Level (dBuV) | Over Limit (dB) | Limit (dBuV/m) | Factor (dB) | Type |
|----|------|------|-----------------|------------------------|----------------------|-----------------|----------------|-------------|------|
| 1 | | * | 2448.898 | 100.670 | 69.558 | N/A | N/A | 31.112 | PK |
| 2 | | | 2483.500 | 67.041 | 35.848 | -6.959 | 74.000 | 31.194 | PK |
| 3 | | | 2484.224 | 69.219 | 38.024 | -4.781 | 74.000 | 31.195 | PK |

Note: Measure Level (dB μ V/m) = Reading Level (dB μ V) + Factor (dB)

Factor (dB) = Cable Loss (dB) + Antenna Factor (dB/m)

| | |
|--|--------------------------|
| Site: AC1 | Time: 2017/05/26 - 20:41 |
| Limit: FCC_Part15.209_RE(3m) | Engineer: Bruce Wang |
| Probe: BBHA9120D_1-18GHz | Polarity: Horizontal |
| EUT: VR All-In-One Headset | Power: By Battery |
| Test Mode: Transmit by 802.11n-HT40 at Channel 2452MHz | |

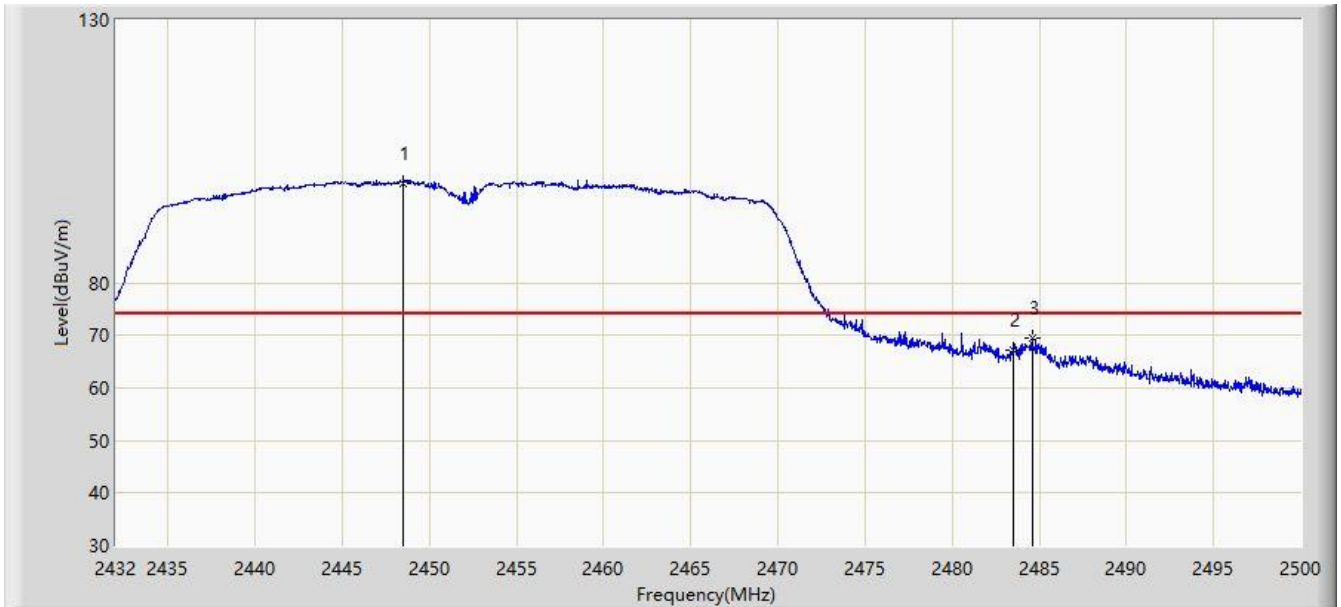


| No | Flag | Mark | Frequency (MHz) | Measure Level (dBuV/m) | Reading Level (dBuV) | Over Limit (dB) | Limit (dBuV/m) | Factor (dB) | Type |
|----|------|------|-----------------|------------------------|----------------------|-----------------|----------------|-------------|------|
| 1 | | * | 2449.102 | 86.086 | 54.974 | N/A | N/A | 31.113 | AV |
| 2 | | | 2483.500 | 53.411 | 22.218 | -0.589 | 54.000 | 31.194 | AV |

Note: Measure Level (dBuV/m) = Reading Level (dBuV) + Factor (dB)

Factor (dB) = Cable Loss (dB) + Antenna Factor (dB/m)

| | |
|--|--------------------------|
| Site: AC1 | Time: 2017/05/26 - 20:41 |
| Limit: FCC_Part15.209_RE(3m) | Engineer: Bruce Wang |
| Probe: BBHA9120D_1-18GHz | Polarity: Vertical |
| EUT: VR All-In-One Headset | Power: By Battery |
| Test Mode: Transmit by 802.11n-HT40 at Channel 2452MHz | |

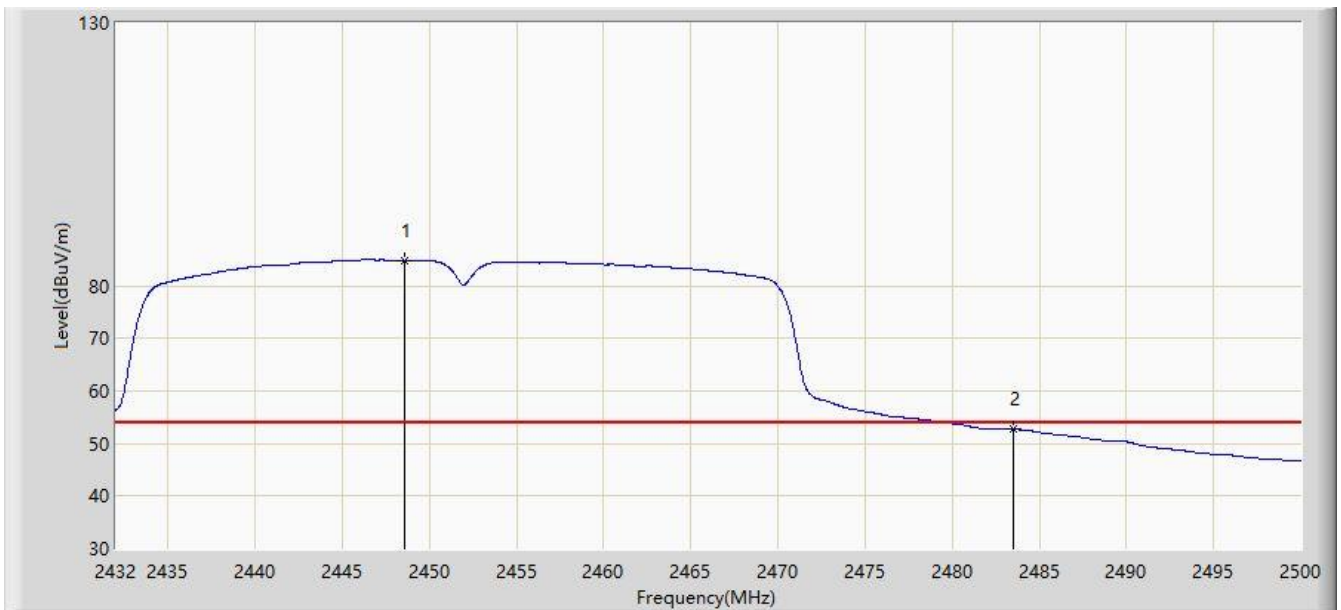


| No | Flag | Mark | Frequency (MHz) | Measure Level (dBuV/m) | Reading Level (dBuV) | Over Limit (dB) | Limit (dBuV/m) | Factor (dB) | Type |
|----|------|------|-----------------|------------------------|----------------------|-----------------|----------------|-------------|------|
| 1 | | * | 2448.456 | 98.921 | 67.810 | N/A | N/A | 31.111 | PK |
| 2 | | | 2483.500 | 67.263 | 36.070 | -6.737 | 74.000 | 31.194 | PK |
| 3 | | | 2484.598 | 69.608 | 38.412 | -4.392 | 74.000 | 31.197 | PK |

Note: Measure Level (dB μ V/m) = Reading Level (dB μ V) + Factor (dB)

Factor (dB) = Cable Loss (dB) + Antenna Factor (dB/m)

| | |
|--|--------------------------|
| Site: AC1 | Time: 2017/05/26 - 20:43 |
| Limit: FCC_Part15.209_RE(3m) | Engineer: Bruce Wang |
| Probe: BBHA9120D_1-18GHz | Polarity: Vertical |
| EUT: VR All-In-One Headset | Power: By Battery |
| Test Mode: Transmit by 802.11n-HT40 at Channel 2452MHz | |



| No | Flag | Mark | Frequency (MHz) | Measure Level (dBuV/m) | Reading Level (dBuV) | Over Limit (dB) | Limit (dBuV/m) | Factor (dB) | Type |
|----|------|------|-----------------|------------------------|----------------------|-----------------|----------------|-------------|------|
| 1 | | * | 2448.558 | 84.842 | 53.731 | N/A | N/A | 31.111 | AV |
| 2 | | | 2483.500 | 52.688 | 21.495 | -1.312 | 54.000 | 31.194 | AV |

Note: Measure Level (dBμV/m) = Reading Level (dBμV) + Factor (dB)

Factor (dB) = Cable Loss (dB) + Antenna Factor (dB/m)

7.8. AC Conducted Emissions Measurement

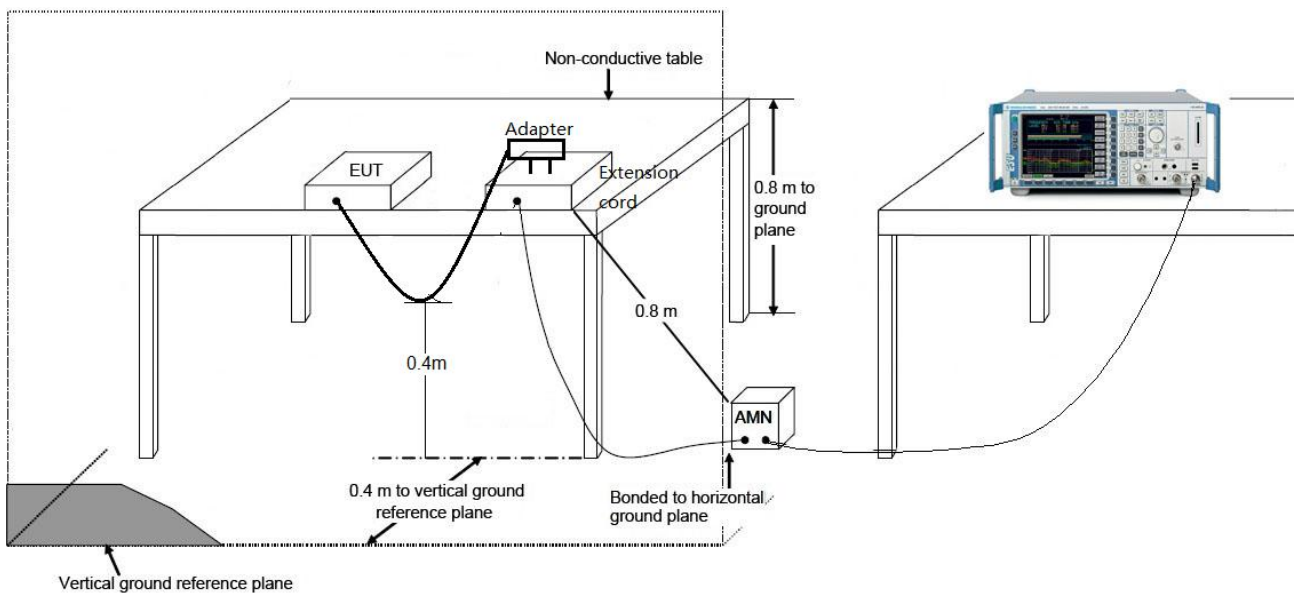
7.8.1. Test Limit

| FCC Part 15 Subpart C Paragraph 15.207 Limits | | |
|---|-----------|-----------|
| Frequency (MHz) | QP (dBuV) | AV (dBuV) |
| 0.15 - 0.50 | 66 - 56 | 56 - 46 |
| 0.50 - 5.0 | 56 | 46 |
| 5.0 - 30 | 60 | 50 |

Note 1: The lower limit shall apply at the transition frequencies.

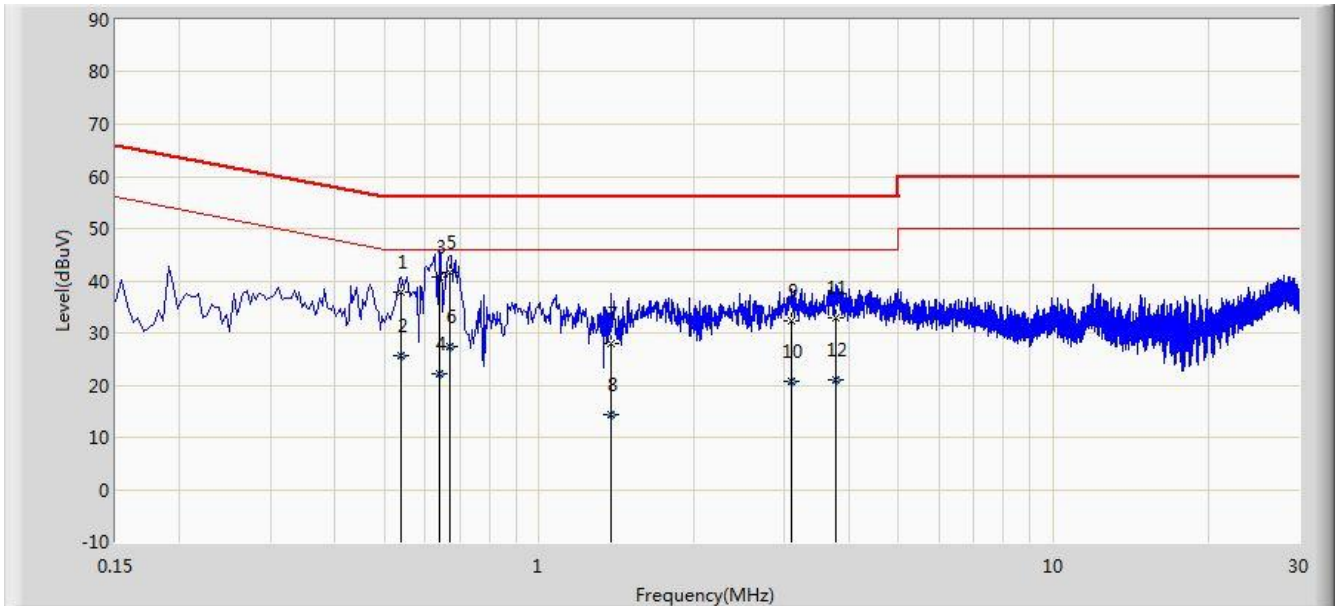
Note 2: The limit decreases linearly with the logarithm of the frequency in the range 0.15MHz to 0.5MHz.

7.8.2. Test Setup



7.8.3. Test Result

| | |
|--|--------------------------|
| Site: SR2 | Time: 2016/09/01 - 10:05 |
| Limit: FCC_Part15.207_CE_AC Power_ClassB | Engineer: Vince Yu |
| Probe: ENV216_101683_Filter On | Polarity: Line |
| EUT: VR All-In-One Headset | Power: AC 120V/60Hz |
| Worst Case Mode: Transmit by 802.11g at Channel 2437MHz | |

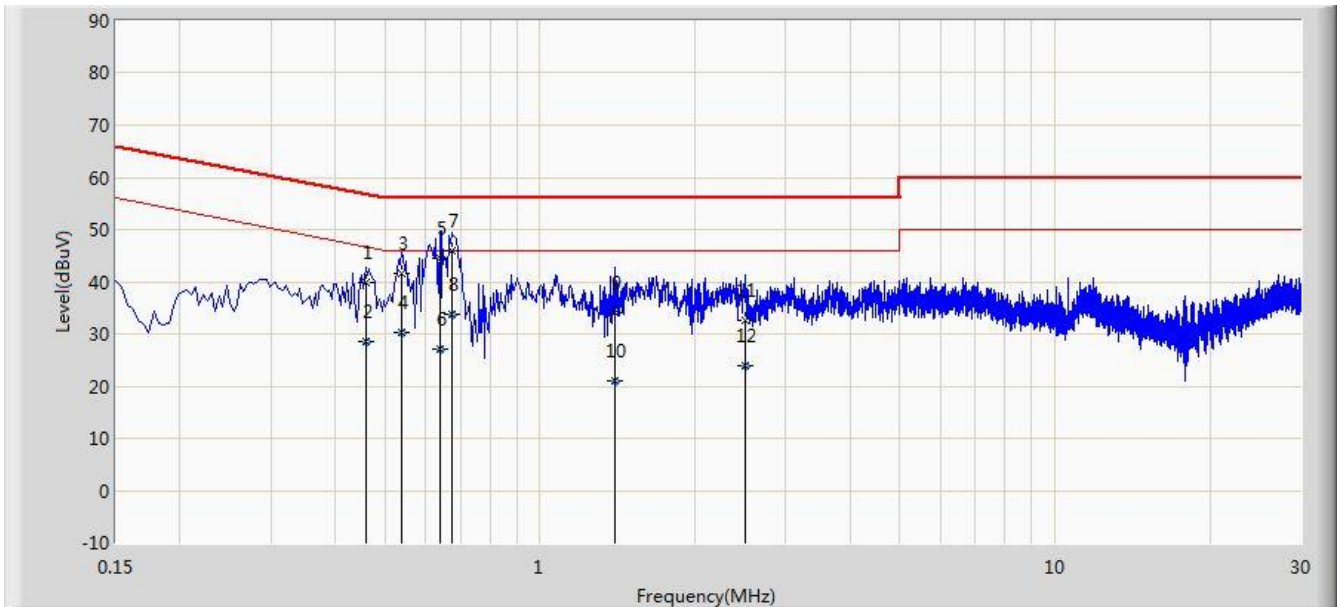


| No | Flag | Mark | Frequency (MHz) | Measure Level (dBuV) | Reading Level (dBuV) | Over Limit (dB) | Limit (dBuV) | Factor (dB) | Type |
|----|------|------|-----------------|----------------------|----------------------|-----------------|--------------|-------------|------|
| 1 | | | 0.538 | 37.935 | 27.788 | -18.065 | 56.000 | 10.147 | QP |
| 2 | | | 0.538 | 25.605 | 15.458 | -20.395 | 46.000 | 10.147 | AV |
| 3 | | | 0.638 | 40.757 | 30.662 | -15.243 | 56.000 | 10.095 | QP |
| 4 | | | 0.638 | 22.169 | 12.074 | -23.831 | 46.000 | 10.095 | AV |
| 5 | | * | 0.670 | 41.462 | 31.383 | -14.538 | 56.000 | 10.079 | QP |
| 6 | | | 0.670 | 27.355 | 17.276 | -18.645 | 46.000 | 10.079 | AV |
| 7 | | | 1.382 | 28.069 | 18.175 | -27.931 | 56.000 | 9.894 | QP |
| 8 | | | 1.382 | 14.413 | 4.520 | -31.587 | 46.000 | 9.894 | AV |
| 9 | | | 3.098 | 32.284 | 22.425 | -23.716 | 56.000 | 9.859 | QP |
| 10 | | | 3.098 | 20.713 | 10.854 | -25.287 | 46.000 | 9.859 | AV |
| 11 | | | 3.786 | 32.905 | 22.947 | -23.095 | 56.000 | 9.958 | QP |
| 12 | | | 3.786 | 21.068 | 11.110 | -24.932 | 46.000 | 9.958 | AV |

Note: Measure Level (dBμV) = Reading Level (dBμV) + Factor (dB)

Factor (dB) = Cable Loss (dB) + LISN Factor (dB)

| | |
|--|--------------------------|
| Site: SR2 | Time: 2016/09/01 - 10:09 |
| Limit: FCC_Part15.207_CE_AC Power_ClassB | Engineer: Vince Yu |
| Probe: ENV216_101683_Filter On | Polarity: Neutral |
| EUT: VR All-In-One Headset | Power: AC 120V/60Hz |
| Worst Case Mode: Transmit by 802.11g at Channel 2437MHz | |



| No | Flag | Mark | Frequency (MHz) | Measure Level (dBuV) | Reading Level (dBuV) | Over Limit (dB) | Limit (dBuV) | Factor (dB) | Type |
|----|------|------|-----------------|----------------------|----------------------|-----------------|--------------|-------------|------|
| 1 | | | 0.458 | 39.756 | 29.600 | -16.973 | 56.729 | 10.156 | QP |
| 2 | | | 0.458 | 28.660 | 18.505 | -18.069 | 46.729 | 10.156 | AV |
| 3 | | | 0.538 | 41.534 | 31.369 | -14.466 | 56.000 | 10.166 | QP |
| 4 | | | 0.538 | 30.240 | 20.075 | -15.760 | 46.000 | 10.166 | AV |
| 5 | | | 0.638 | 44.524 | 34.414 | -11.476 | 56.000 | 10.110 | QP |
| 6 | | | 0.638 | 27.106 | 16.996 | -18.894 | 46.000 | 10.110 | AV |
| 7 | | * | 0.674 | 45.919 | 35.830 | -10.081 | 56.000 | 10.090 | QP |
| 8 | | | 0.674 | 33.725 | 23.635 | -12.275 | 46.000 | 10.090 | AV |
| 9 | | | 1.398 | 33.916 | 24.022 | -22.084 | 56.000 | 9.894 | QP |
| 10 | | | 1.398 | 20.944 | 11.051 | -25.056 | 46.000 | 9.894 | AV |
| 11 | | | 2.510 | 32.547 | 22.687 | -23.453 | 56.000 | 9.861 | QP |
| 12 | | | 2.510 | 23.856 | 13.995 | -22.144 | 46.000 | 9.861 | AV |

Note: Measure Level (dBμV) = Reading Level (dBμV) + Factor (dB)

Factor (dB) = Cable Loss (dB) + LISN Factor (dB)

8. CONCLUSION

The data collected relate only the item(s) tested and show that the **VR All-In-One Headset FCC ID: 2AI3G-A7210** is in compliance with Part 15C of the FCC Rules.

————— The End —————