

### FCC Warning

This equipment has been tested and found to comply with the limits for a Class B digital device, pursuant to part 15 of the FCC Rules. These limits are designed to provide reasonable protection against harmful interference in a residential installation. This equipment generates, uses and can radiate radio frequency energy and, if not installed and used in accordance with the instructions, may cause harmful interference to radio communications. However, there is no guarantee that interference will not occur in a particular installation. If this equipment does cause harmful interference to radio or television reception, which can be determined by turning the equipment off and on, the user is encouraged to try to correct the interference by one or more of the following measures:

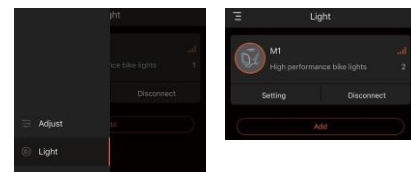
- Reorient or relocate the receiving antenna.
- Increase the separation between the equipment and receiver.
- Connect the equipment into an outlet on a circuit different from that to which the receiver is connected.
- Consult the dealer or an experienced radio/TV technician for help.

Caution: Any changes or modifications to this device not explicitly approved by manufacturer could void your authority to operate this equipment.

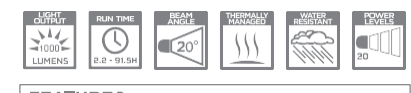
This device complies with part 15 of the FCC Rules. Operation is subject to the following two conditions:  
(1) This device may not cause harmful interference, and (2) this device must accept any interference received, including interference that may cause undesired operation.

The device has been evaluated to meet general RF exposure requirements. The device can be used in portable exposure condition without restriction.

5. As shown below, you can manually disconnect the light and mobile phone by turning off Bluetooth.



### SPECIFICATION



### FEATURES

- Single Ultra Bright XM-L2 LED, MAX output 1000 Lumens
- Long runtime with 2x18650 Li-Ion cells, 7.2V 2.6AH battery pack
- Optical lens built to the highest quality and specifications
- Quick and easy silicone O-ring hand-stair mount
- Battery over-charge protection, low battery warning
- Overheat protection, brightness auto-adjusts based on surface heat
- Bluetooth connection
- Progressive brightness adjustment
- Charging and powering devices with the same USB cable

### SPECIFICATIONS

- 1" CREE XM-L2
- Max Luminous Flux 1000 lumens
- With low battery indication and LED power display
- Multi-functional lithium ion battery pack to charge via Micro USB
- LG lithium ion cell, 7.2V 2.6AH
- USB output 5V/2A
- Compact and lightweight shape, extraordinary thermal design
- Wide beam angle, designed for safe riding
- Intelligent thermal control, ensuring safe usage
- IPX4 waterproof grade


### PACKAGE CONTENTS

Your package includes the following items:



### BATTERY INDICATOR

The power indicator is specially designed for this MAGICSHINE Bicycle Light to show remaining capacity of the batteries.



### BIKE FRONT LIGHT SWITCH OPERATION

- 1 Press the button to turn on, long press to turn off.
- 2 While the light is on, short press to adjust brightness 100%-50%-25%-Flash



### THOUGHTFUL DESIGN



Squeeze the orange clips on both sides to detach the cable from battery.

Micro USB port for charging the battery.



Battery capacity indicator:  
1. 33% or less  
2. 70% or less  
3. 100%



Waterproof silicone cover to protect internal parts including USB ports.



Battery indicator can be accessed with the silicone cover sealed.

### ASSEMBLY INSTRUCTIONS



1. Put the Rubber O ring on the bicycle light



2. Fit the light on the handlebar with the Rubber O ring



3. Mount the battery pack on the bicycle frame.



4. Connect the light to the battery pack.



MJ-900B SMART LIGHT  
USER MANUAL

### USER GUIDE

Thank you for choosing MagicShine light! please read this manual carefully before using it and save it for future reference.

### WARNINGS

- Avoid looking directly into the light emitted by the LEDs or directly into your own eyes or the eyes of another person. If the light accidentally shines into your eyes, close your eyes and move your head out of the light beam. Do not use any strongly focused optical device to look at the light beam.
- In cases where the light is used in a public or commercial setting, users should be provided with training concerning the safety measures for laser light. Carry a spare battery pack with you at all times, as the product can potentially fail unexpectedly at any time.
- Never short-circuit the terminals of the battery unit or the battery charger. It may cause the unit to overheat, resulting in fire or damage to the components. The battery unit uses lithium batteries. If liquid leaks from the batteries, do not touch it with bare hands and do not bring the battery pack close to fire. Please securely isolate the device and the plugs, as they may become airborne or get caught in the wheel.
- Never use the lamp with a damaged cord or plug, as they may become airborne or get caught in the wheel.
- Please refer to the user manual for more information. Contact your original seller or MagicShine customer service for potential repairs.
- MagicShine customer service for repairs.
- Keep out of reach of children.
- Do not disassemble the light unit, battery unit, or battery charger.
- Do not store the battery unit in a car or near a heater. Charging, discharging and storing at high temperature may accelerate battery deterioration. Charge the battery unit prior to use.

### WARRANTY

We provide a limited warranty to the original owner of MAGICSHINE products. 1 year for light head, 180 days for battery, charger and other accessories. To qualify for warranty services, proof of purchase is required. MagicShine is not responsible for product loss or damage occurred during the shipping process. Please use an insured or registered shipping method. Warranty does not cover any damage due to accident, abuse, or normal wear and tear or any unauthorized disassembly, repair or modification. Please keep the warranty card properly.

### DOWNLOAD

Scan the QR code through your phone directly into the App Store to download, you can also manually enter the following website to download

<https://hs.youzan.com/v2/feature/zkcanhg>



After the download completes, follow instructions to register.

### BATTERY CONFIGURATION

MAGICSHINE designed 7.2V 2.6AH battery pack for high quality and safe performance.  
• 2x 18650 Li-Ion batteries.  
• 185 grams.  
• Certifications: CE, UL, TÜV, PSE  
• Includes a small protection circuit board with over-charge, over-discharge and short-circuit protection function.

Follow these instructions to maximize battery performance.

**Recharge the battery for first time use or after long period of storage**  
• Each battery has a rate of self-discharge and the voltage of the battery may drop during long period of storage. Always fully charge the battery before use.

- When the charging indicator light flashes green within a few minutes after charging starts, unplug the charger from the outlet. Attempt to restart the charging process. If the same effect occurs repeatedly, this indicates the battery may have deteriorated.

**Cautions on recharging**  
• Charge the battery at ambient temperature between 41°F to 104°F (5°C to 40°C)  
• After charging is completed, unplug the charger from the AC outlet.  
• Charge the battery at outlets where voltage is stable.

• Clean the plugs before charging. If the charger indicator flashes green, there might be a short in the circuit. Try unplugging and start again.  
• Do not shake the battery and charger while charging.

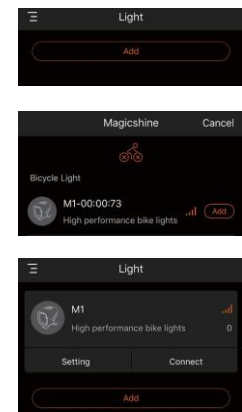
**Cautions on usage**  
• Charging, discharging and storing at high temperature will damage the battery. Do not leave the battery in a car or near a heater.  
• All Li-Ion batteries deteriorate over time. If the light does not achieve near full runtime after a full charge, a replacement is recommended.

**Cautions on storage**  
• It is recommended to store batteries in a cool, dry place. For long term storage, please consider charging the battery for at least 30 minutes every 6 months.  
• Unplug or remove battery from the light before storage.

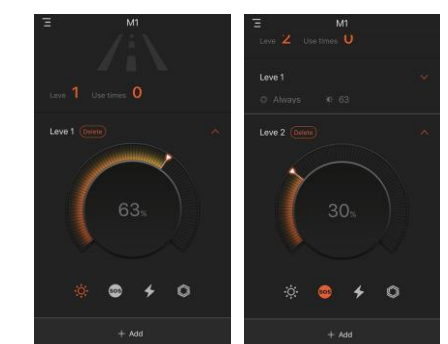
**Cautions for disposal**  
Damaged or used battery units should be disposed of properly according to local regulations.

### PHONE AND BIKE LIGHTS CONNECTED

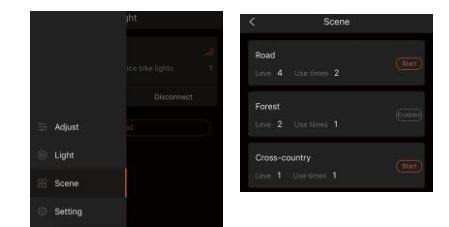
- 1 While the light is connected to the battery, turn on Bluetooth on your mobile phone and connect to your light.
- 2 Open the MagicShine app, find your light through "Add" and connect to it.



3. As shown below, brightness of the light can be quickly and progressively adjusted in a gradient between 1%-100%, 4 pre-configured brightness modes will be there for quick access.



4 Names, light modes and Intensity can be highly customizable.



### WARRANTY CARD

MAGICSHINE manufactures its products with the highest standards of workmanship, using the best materials available through state of the art processes. MAGICSHINE warrants its products to be free from defective material and/or workmanship for a period of one (1) year from the original date of purchase (the "Warranty Period").

In order to obtain the benefits of this warranty, the consumer whom made the original purchase must contact MAGICSHINE, either in person or otherwise after discovery of the defect, but in no event later than the expiration date of the warranty period provided in this warranty. Upon receipt of this communication, the MAGICSHINE seller will promptly notify the customer of the address to which the defective item may be shipped. The customer shall then ship the item, together with the written description of the suspected defect, proof of purchase and the warranty card, freight prepaid, to the address indicated. Unauthorized returns will not be accepted. Freight must be prepaid by customer.

**What This Warranty Does Not Cover**  
MAGICSHINE has no obligation under this warranty with respect to any product that has failed due to installation or improper storage, handling or maintenance, failure to follow product instructions, or alteration or damage to the product caused by accident, neglect or misuse.

This warranty does not cover all damage due to acts of nature, including but not limited to lightning, wind, or flood. No damage due to accident, fire, damage due to repair, abuse, misuse, improper installation, modification, or failure to follow instructions provided in the product's user Manual, all damage resulting from alteration, improper maintenance or repair by other than MAGICSHINE authorized agent/seller, an later charges for installation, or for removal and reinstallation of the item for servicing, storage, if consumables and normal wear parts.



Designed & Manufactured by MAGICSHINE®