

# APPROVAL SHEET

CUSTOMER NAME		
CUSTOMER P/N		
PART NAME	FPC antenna	
P/ N	AESEB2-ANT	
APPROVAL REV.	A0	
DELIVERY DATE	2022-07-14	
PREPARED BY	Miss Ye	
CHECKED BY	Longfei Wu	
APPROVED BY		
Customer Approved		
Approved By	Checked By	Prepared By

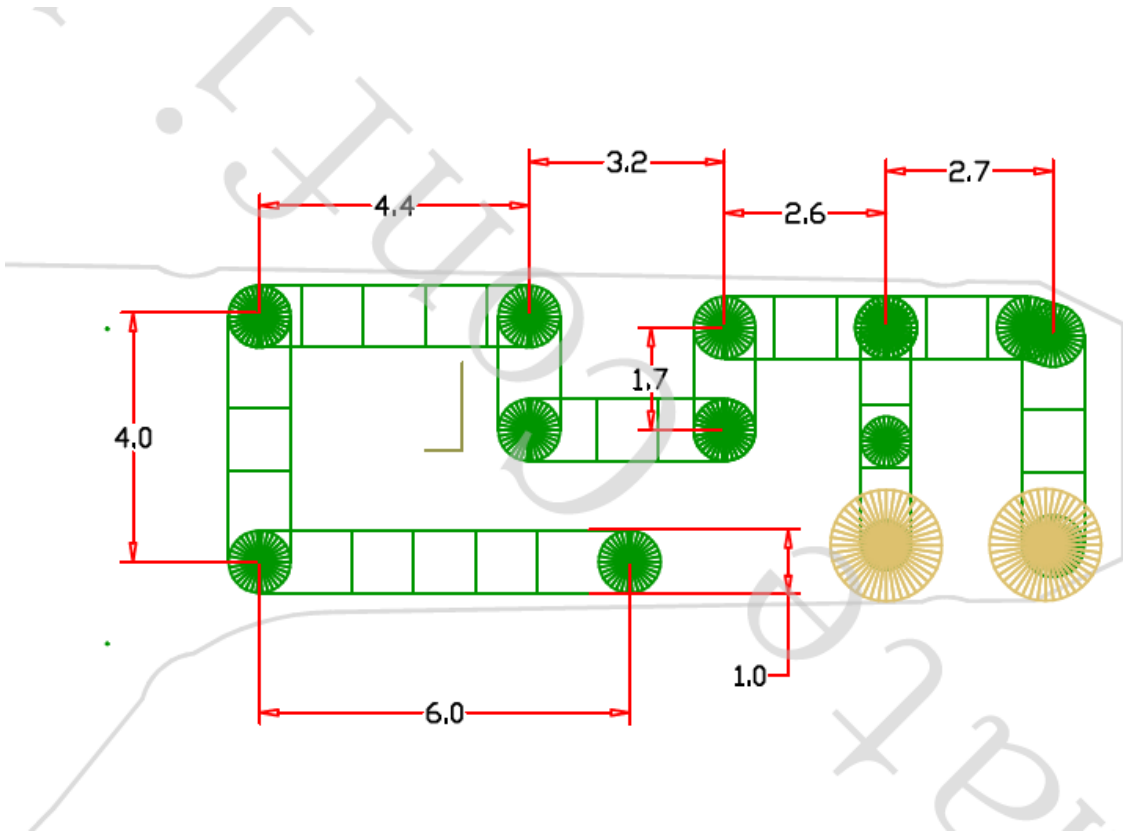
**Addr:**

No.2, 5th Xincheng Street, East Mu He Jing Road, Gangkou Town, Zhongshan, China

**Directory**

1、	The cover。 . . . . .	1
2、	Directory。 . . . . .	2
3、	The antenna's floor plan。 . . . . .	3
4、	Antenna technical parameters and environmental performance test。 . . . . .	4
5、	Physical picture of antenna。 . . . . .	5
6、	Antenna performance test chart。 . . . . .	5
7、	2D . 3D(2. 4G) test data。 . . . . .	6-8
8、	RoHS material control report。 . . . . .	9

Antenna plan:




Antenna technical parameters and environmental testing:

Electrical parameters of electrical apparatus			
Electrical Specifications		Mechanical Specifications	
Frequency Range	2400-2500MHz	Antenna material	copper
VSWR	<1.92	Working Temperature	-20℃~+70℃
Input Impedance	50 Ω	Working Humidity	20%~80%
Direction	All		
Gain	0 dBi		

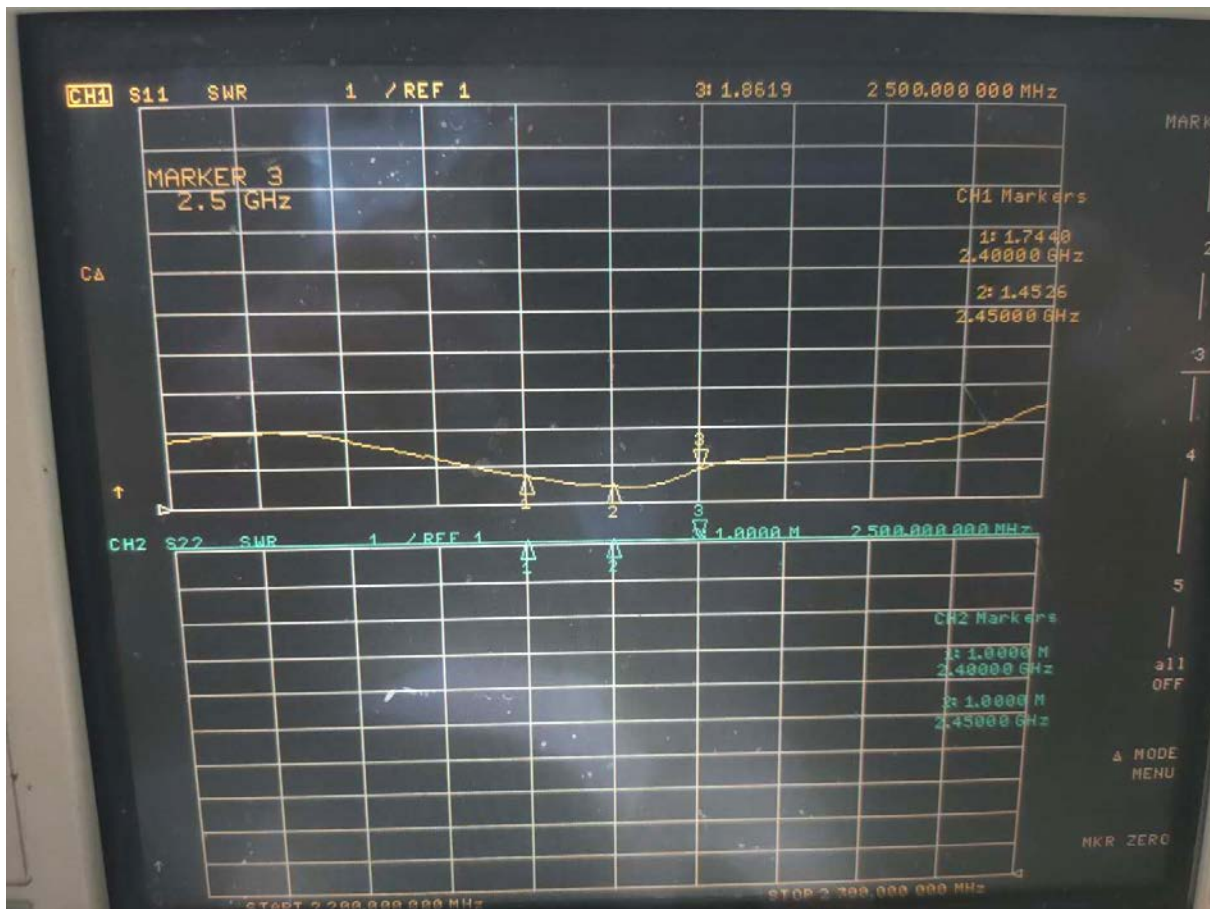
Environmental performance test:

project	test condition	standard
Storage Conditions	In the absence of specified test temperature, humidity, air pressure is as follows: 1. Temperature is - 20 °C ~ + 70 °C 2. Relative humidity of 45% to 45% 3. Air pressure is 86 kpa to 106 kpa	Electrical and mechanical properties is normal
high and low temperature test	Between 70 °C and -20 °C for 5 loops, then 1-2 h under normal conditions, check the appearance quality.	Size should meet the requirements and should satisfy the content with the electrical and mechanical properties
Constant damp and hot resistance test	95 + / - 3% relative humidity, temperature test: 40 °C. Lasts 2 h after, try to take out the determination of electrical properties, within 5 min after try 1-2 h under article normal thing, check the appearance quality	Size should meet the requirements and should satisfy the content with the electrical and mechanical properties
vibration test	10-55 hz, vibration frequency range of displacement amplitude: 0.35 MM, acceleration amplitude: 50.0 M/S, sweep cycles: 30 times	Electrical and mechanical properties is normal
fall down test	1 m high altitude in accordance with the perpendicular axis free drop 3 times	Electrical and mechanical properties is normal

Physical picture of antenna:



Antenna performance test chart:

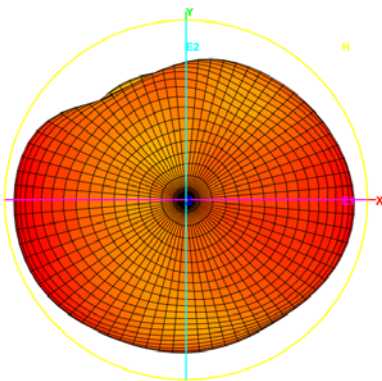


2D .3Dtest data:

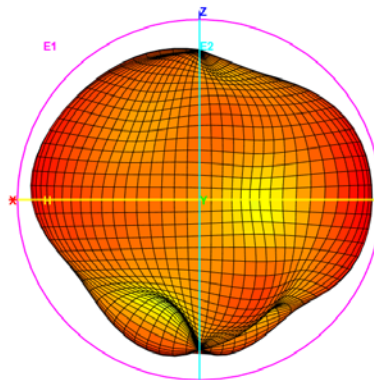
(2.4Gtest data)

Frequency	Efficiency (%)	Gain. (dBi)
2400MHz	51.17	-1.84
2410MHz	51.52	-1.69
2420MHz	54.20	-1.96
2430MHz	51.29	-0.12
2440MHz	47.64	-1.10
2450MHz	47.86	0
2460MHz	46.56	-1.89
2470MHz	47.53	-1.92
2480MHz	48.98	-1.78
2490MHz	50.23	-1.83
2500MHz	45.81	-1.51

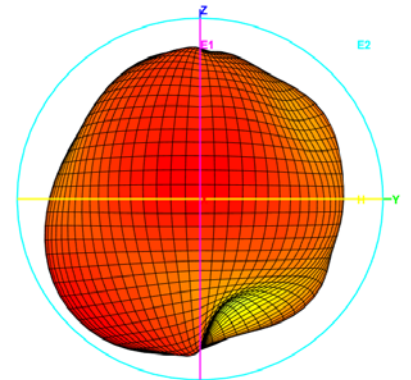
Total\_3D\_H\_2.4GHz



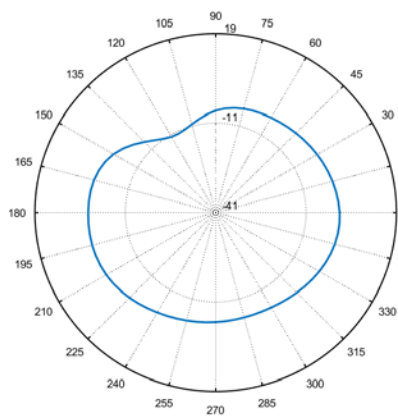
Total\_3D\_E1\_2.4GHz



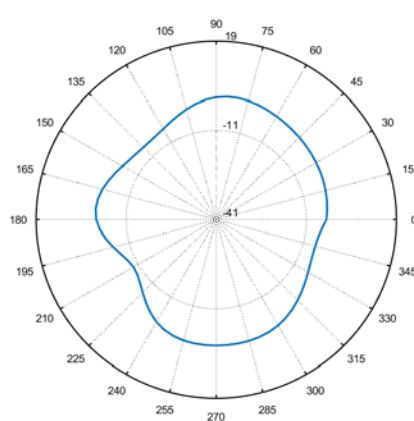
Total\_3D\_E2\_2.4GHz



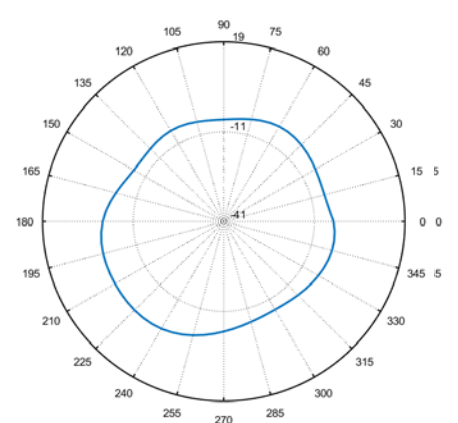
Total\_Polar\_H\_2.4GHz



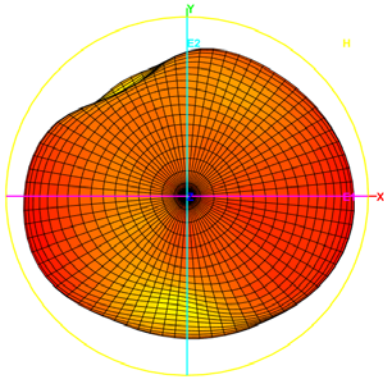
Total\_Polar\_E1\_2.4GHz



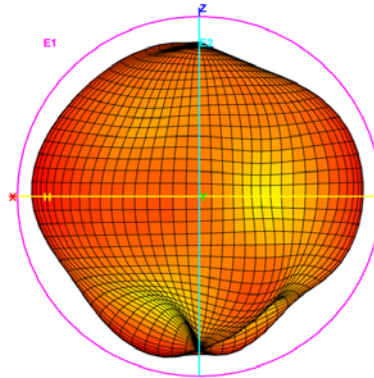
Total\_Polar\_E2\_2.4GHz



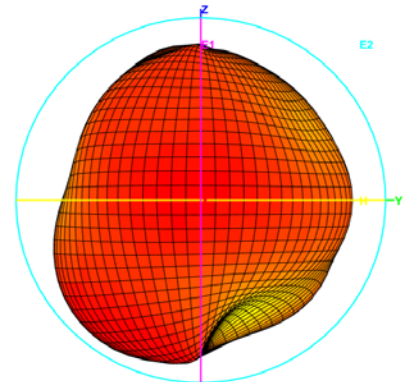
Total\_3D\_H\_2.45GHz



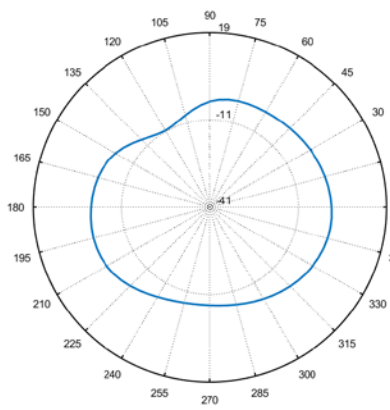
Total\_3D\_E1\_2.45GHz



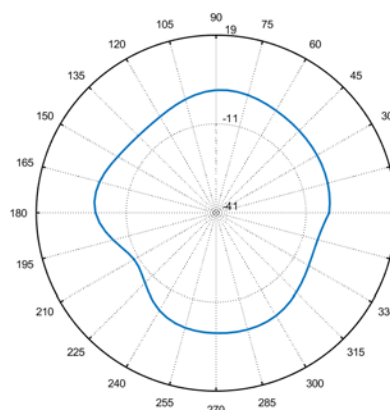
Total\_3D\_E2\_2.45GHz



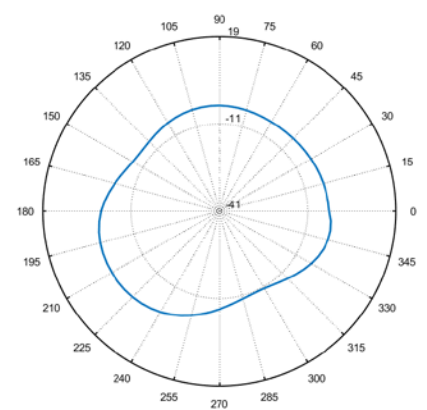
Total\_Polar\_H\_2.45GHz



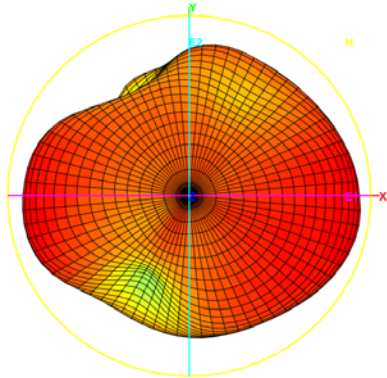
Total\_Polar\_E1\_2.45GHz



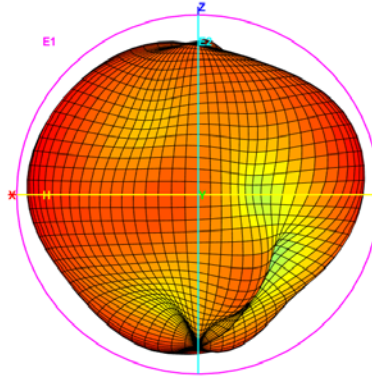
Total\_Polar\_E2\_2.45GHz



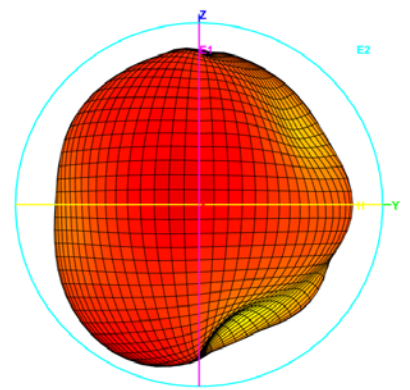
Total\_3D\_H\_2.5GHz



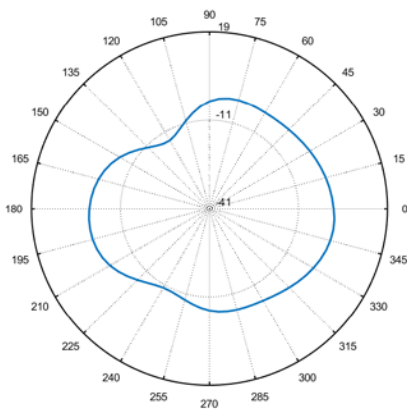
Total\_3D\_E1\_2.5GHz



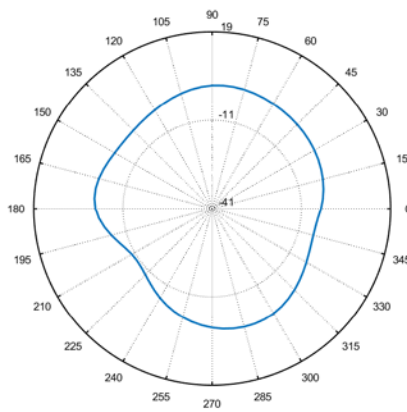
Total\_3D\_E2\_2.5GHz



Total\_Polar\_H\_2.5GHz



Total\_Polar\_E1\_2.5GHz



Total\_Polar\_E2\_2.5GHz

