

Thermo One™ Refrigeration Sensor

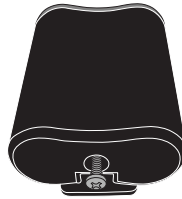


Package Contents:

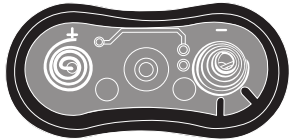
- Thermo One Sensor (x1)
- Mounting Clip (x1)
- L91 AA Lithium Batteries (x2)
- Installation Instructions (x1)
- 3M™ VHB mounting tape (x1)

INSTRUCTIONS

1. Remove the battery cap screw from the bottom of the sensor enclosure.



2. Install both AA lithium batteries into the battery enclosure, noting proper polarity.

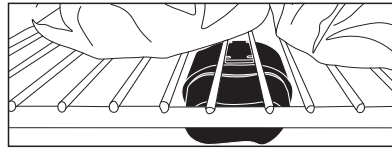


3. Install and secure the battery cap screw. The sensor will begin transmitting at 4 second intervals in order to facilitate gateway setup and positioning.

4. Determine the mounting location by considering:
 - a. Location of cooler venting and airflow. Note: Do not install in corner of cooler.
 - b. Minimize obstructions to gateway.
 - c. Vertical orientation of the sensor provides best signal strength.
 - d. Locate at least 1 inch from metal surfaces if possible.



5. Use included clip and mount into racking with zip ties or mount to side of cooler with VHB tape. Note: To remove clip slide toward base of sensor.



6. Ensure the gateway is operating and connected to the OneEvent server.



7. Allow a short time to elapse for the sensor to connect to the gateway, then verify the sensor is reading in the OneEvent app.

8. Once installed, no user interaction is required.

INSTALLATION TROUBLESHOOTING

It is imperative that the sensors can communicate with a OneEvent™ gateway. The number of walls, ceilings and metal objects in the signal path reduces the strength of the radio frequency (RF) signals between the sensor and the gateway. Accordingly, some sensors may have difficulties communicating to the assigned OneEvent gateway. It may be necessary to move the gateway closer to the sensor if notifications are not being received during installation testing.

Installation testing begins after installing the batteries and ends by confirming the sensor reading on the OneEvent app. The test mode transmits a signal every 4 seconds for 60 minutes, after which the Thermo One™ Refrigeration sensor reverts to the default transmit cycle of 3 minutes.

LIMITATIONS OF OET RF SIGNALS

OneEvent™ radio communication systems are reliable and are tested to high standards. However, due to their low transmitting power and limited range (as required by regulatory bodies) there are some limitations to be considered:

- Receivers may be blocked by radio signals occurring on or near their operating frequencies (i.e. signals from garage door openers).
- Changes in the surrounding environment (renovations or furniture that has been moved), can disrupt radio communications between the sensor and gateway.

Changes and modifications to this device not approved by OneEvent® Technologies could void the user's authority to operate the equipment. If your sensor fails to work after you have read the previous sections, please contact your Dealer or OneEvent.

If you receive a "Low Battery" alert, immediately replace them with (2) AA lithium batteries. Use of any other type will effect sensor function.

TECHNICAL SPECIFICATION

Operating frequency: 433 MHz

Range: 100m in free air (min)

Protocol: OneEvent™ RF Link

Transmit interval: 3 minutes ± 15 seconds

Sensor message duration: 20ms

OET-100413 weight: 77 grams, including batteries

FCC COMPLIANCE STATEMENT

This device complies with part 15 of the FCC rules. Operation is subject to the following two conditions: (1) this device may not cause harmful interference, and (2) this device must accept any interference received, including interference that may cause undesired operation. Note: the grantee is not responsible for any changes or modifications not expressly approved by the party responsible for compliance. Such modifications could void the user's authority to operate the equipment.

FCC ID: 2AHZG-THERMONEW433

This device complies with Industry Canada license-exempt RSS standard(s). Operation is subject to the following two conditions: (1) this device may not cause interference, and (2) this device must accept any interference, including interference that may cause undesired operation of the device.

Le présent appareil est conforme aux CNR d'Industrie Canada applicables aux appareils radio exempts de licence. L'exploitation est autorisée aux deux conditions suivantes : (1) l'appareil ne doit pas produire de brouillage, et (2) l'utilisateur de l'appareil doit accepter tout brouillage radioélectrique subi, même si le brouillage est susceptible d'en compromettre le fonctionnement.

CONTACT US Customer Service

OneEvent® Technologies, Inc.
505 Springdale St.
Mount Horeb, WI 53572

Phone: 855.528.8324

Email: customersupport@oneeventtech.com

Web: oneeventtech.com/support