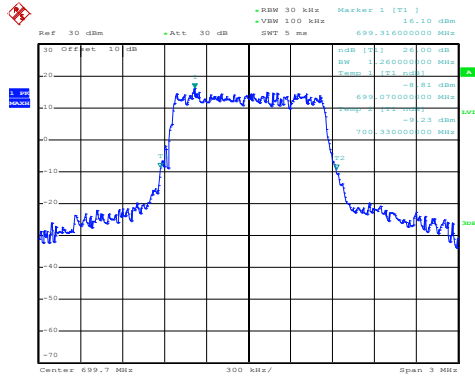


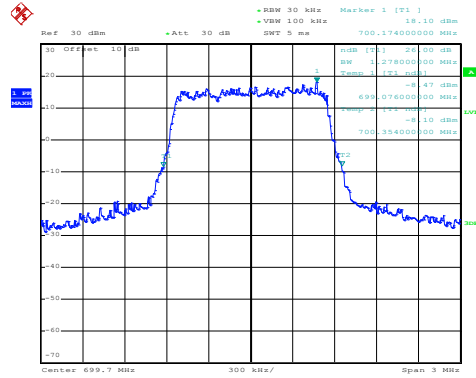
LTE Band 12: -26dBc bandwidth  
BW: 1.4MHz

16QAM



Date: 25.MAY.2020 05:22:24

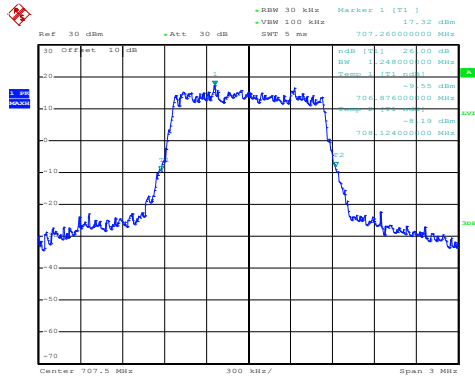
QPSK



Date: 25.MAY.2020 05:22:20

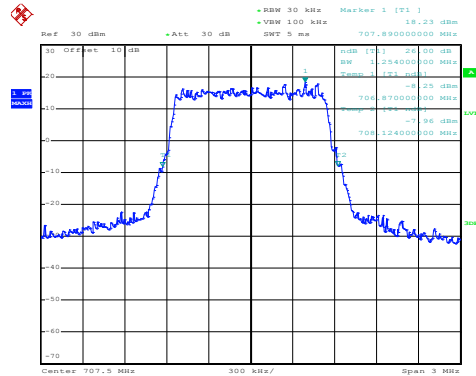
Lowest channel

16QAM



Date: 25.MAY.2020 05:22:41

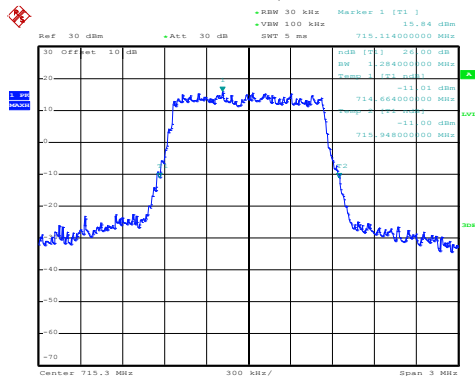
QPSK



Date: 25.MAY.2020 05:22:37

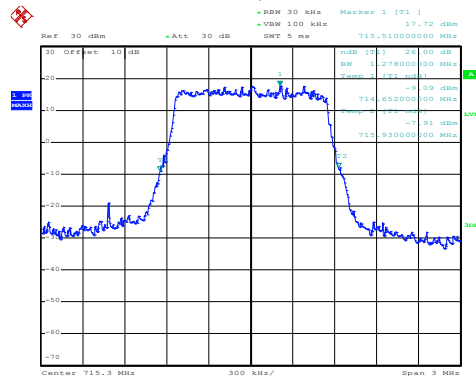
Middle channel

16QAM



Date: 25.MAY.2020 05:23:37

QPSK

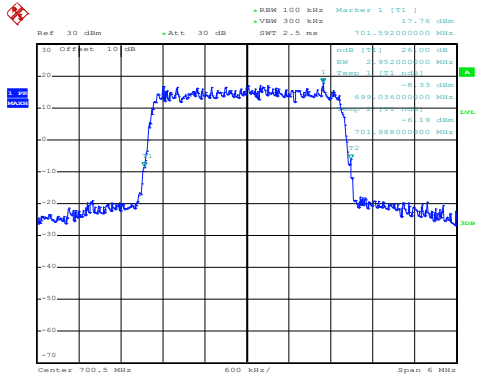


Date: 25.MAY.2020 05:23:32

Highest channel

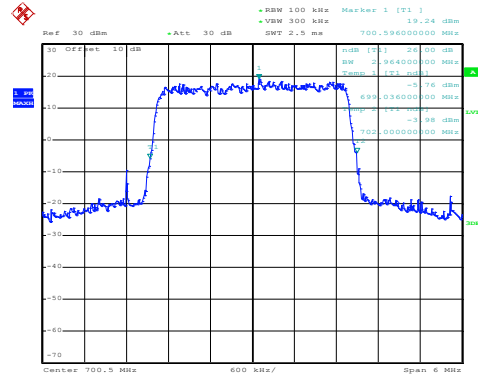
### LTE Band 12: -26dBc bandwidth BW: 3MHz

#### 16QAM



Date: 25.MAY.2020 05:20:25

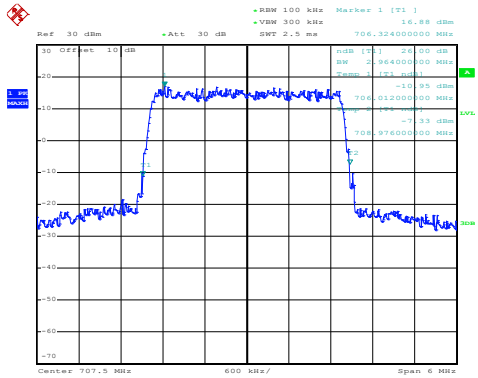
#### QPSK



Date: 25.MAY.2020 05:20:21

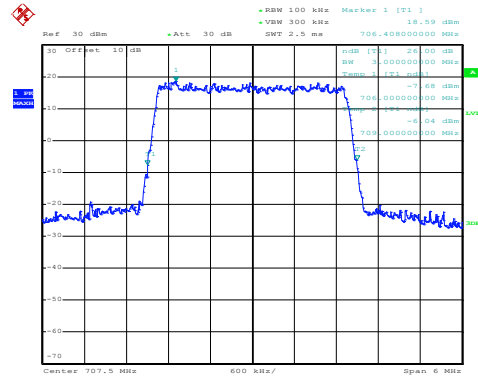
#### Lowest channel

#### 16QAM



Date: 25.MAY.2020 05:21:05

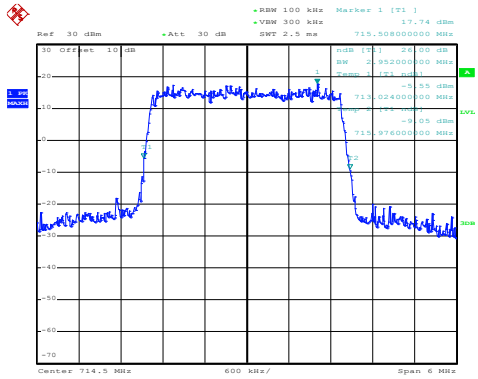
#### QPSK



Date: 25.MAY.2020 05:21:00

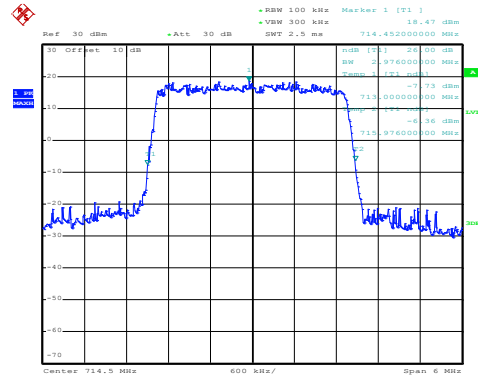
#### Middle channel

#### 16QAM



Date: 25.MAY.2020 05:21:23

#### QPSK

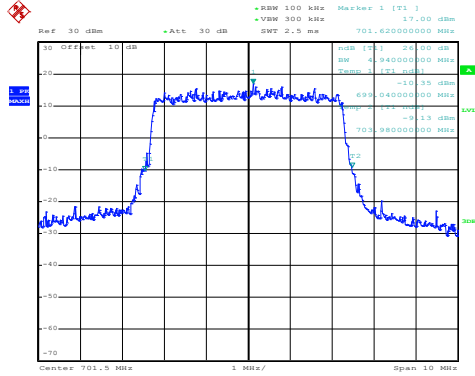


Date: 25.MAY.2020 05:21:19

#### Highest channel

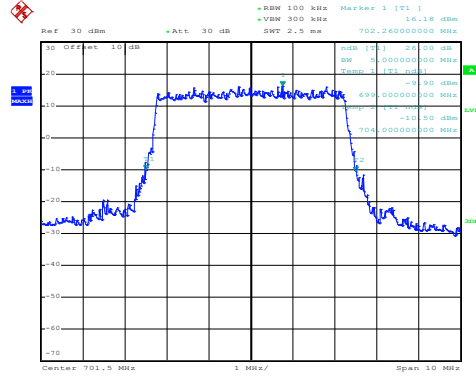
LTE Band 12: -26dBc bandwidth  
BW: 5MHz

16QAM



Date: 25.MAY.2020 05:18:49

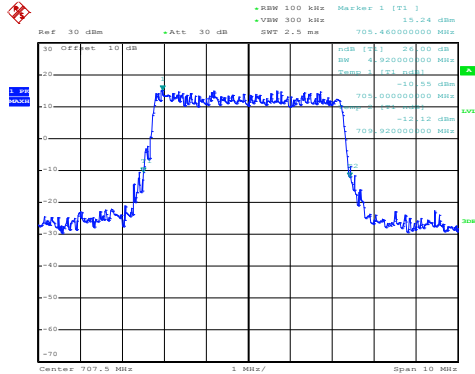
QPSK



Date: 25.MAY.2020 05:18:42

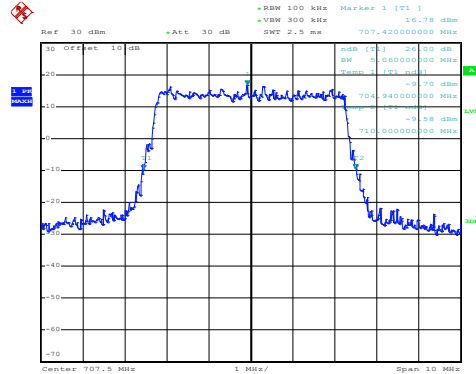
Lowest channel

16QAM



Date: 25.MAY.2020 05:19:02

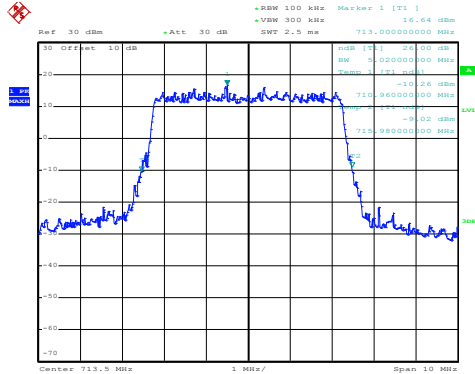
QPSK



Date: 25.MAY.2020 05:18:58

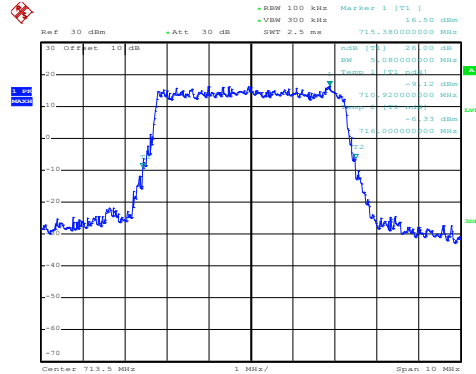
Middle channel

16QAM



Date: 25.MAY.2020 05:19:47

QPSK

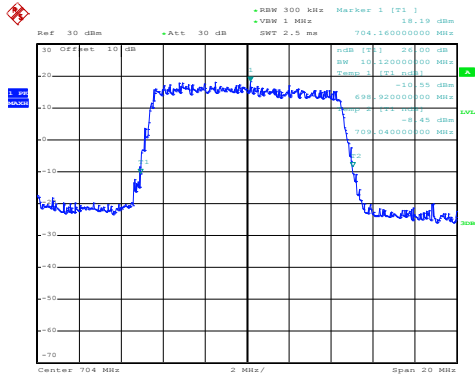


Date: 25.MAY.2020 05:19:41

Highest channel

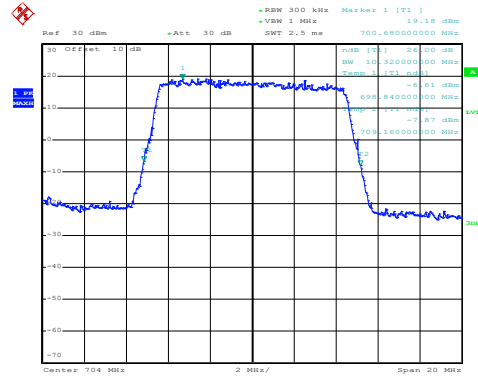
LTE Band 12: -26dBc bandwidth  
BW: 10MHz

16QAM



Date: 25.MAY.2020 05:16:56

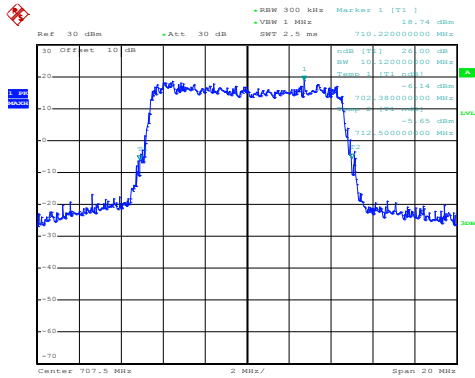
QPSK



Date: 25.MAY.2020 05:16:51

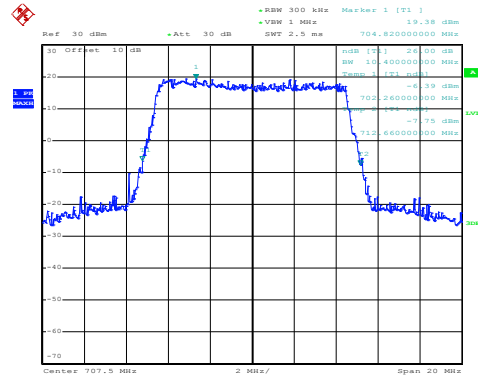
Lowest channel

16QAM



Date: 25.MAY.2020 05:17:33

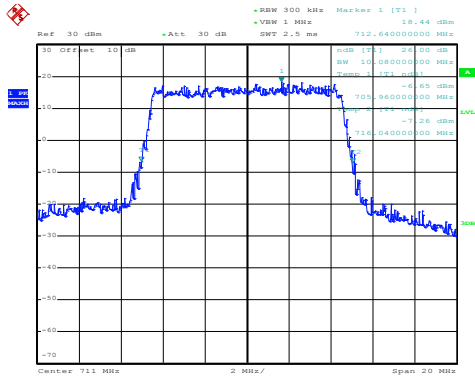
QPSK



Date: 25.MAY.2020 05:17:29

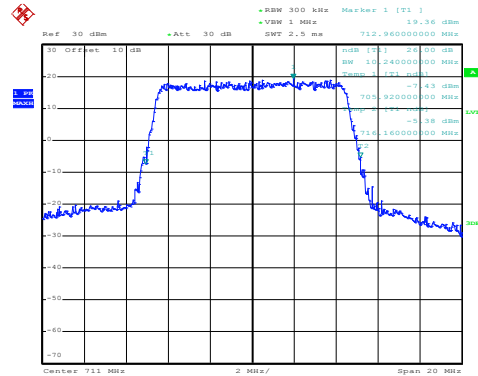
Middle channel

16QAM



Date: 25.MAY.2020 05:17:51

QPSK

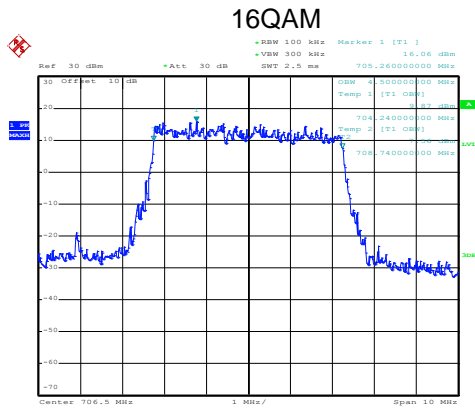


Date: 25.MAY.2020 05:17:47

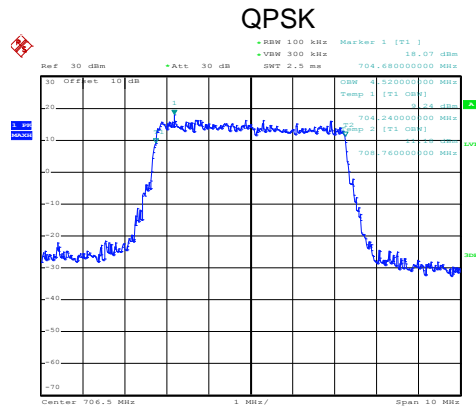
Highest channel

LTE Band 17 part:

LTE Band 17: 99% Occupy bandwidth  
BW: 5MHz

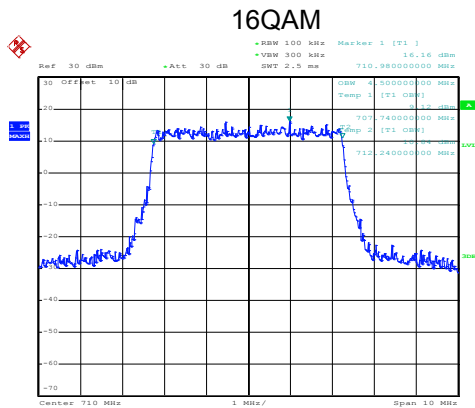


Date: 25.MAY.2020 05:14:34

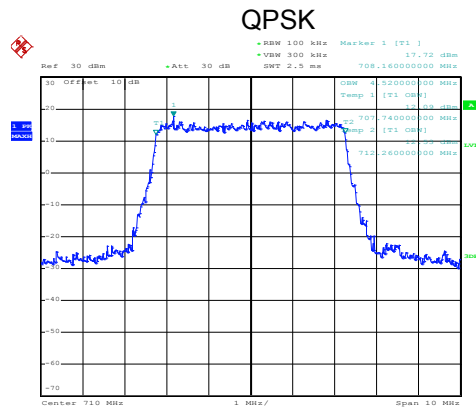


Date: 25.MAY.2020 05:14:30

Lowest channel

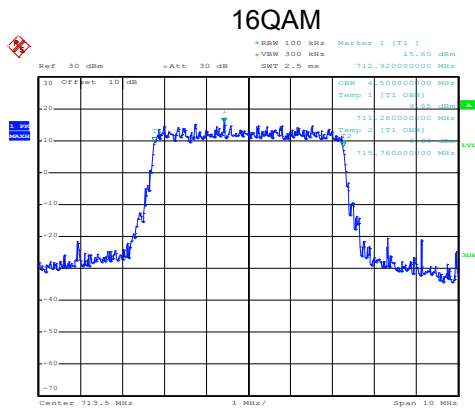


Date: 25.MAY.2020 05:14:55

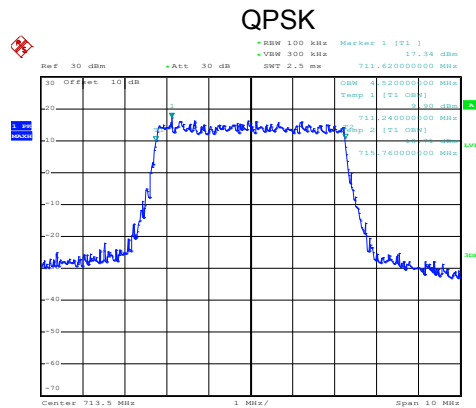


Date: 25.MAY.2020 05:15:17

Middle channel



Date: 25.MAY.2020 05:15:39

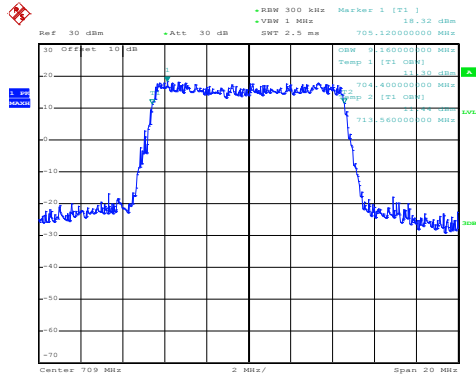


Date: 25.MAY.2020 05:15:35

Highest channel

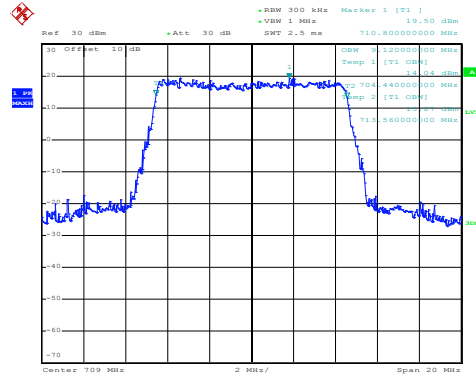
LTE Band 17: 99% Occupancy bandwidth  
BW: 10MHz

16QAM



Date: 25.MAY.2020 05:13:41

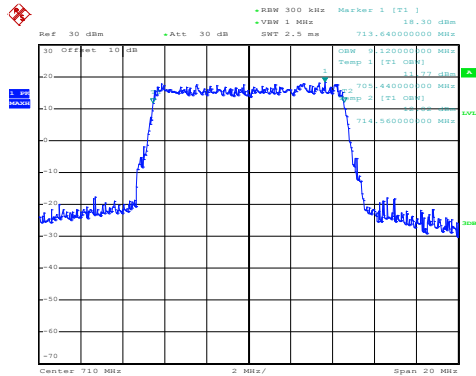
QPSK



Date: 25.MAY.2020 05:13:37

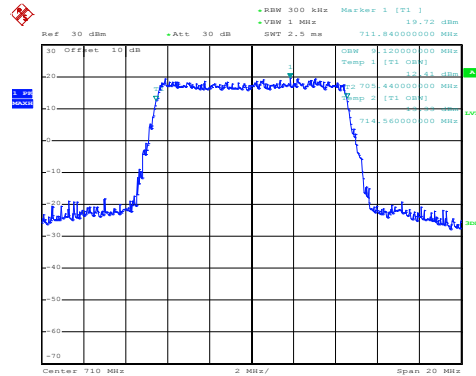
Lowest channel

16QAM



Date: 25.MAY.2020 05:13:24

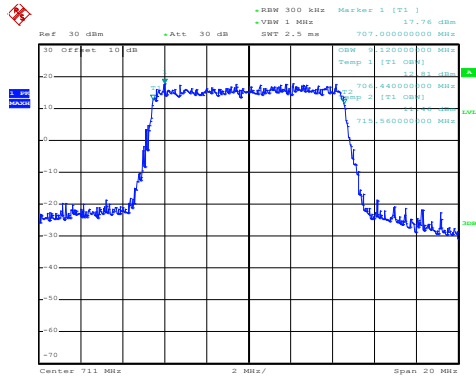
QPSK



Date: 25.MAY.2020 05:13:20

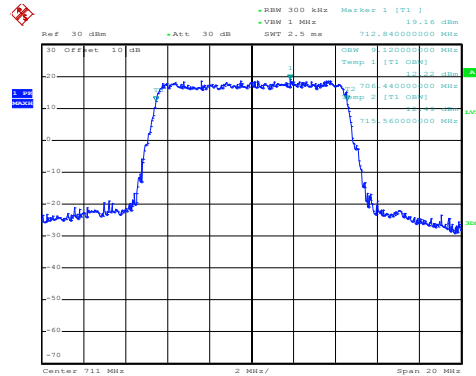
Middle channel

16QAM



Date: 25.MAY.2020 05:12:50

QPSK

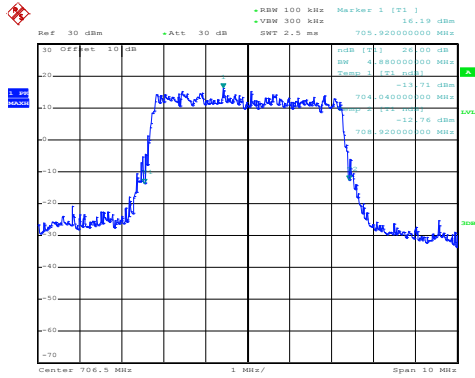


Date: 25.MAY.2020 05:12:46

Highest channel

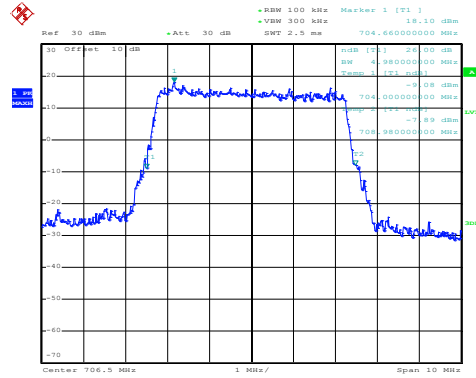
## LTE Band 17: -26dBc bandwidth BW: 5MHz

### 16QAM



Date: 25.MAY.2020 05:14:23

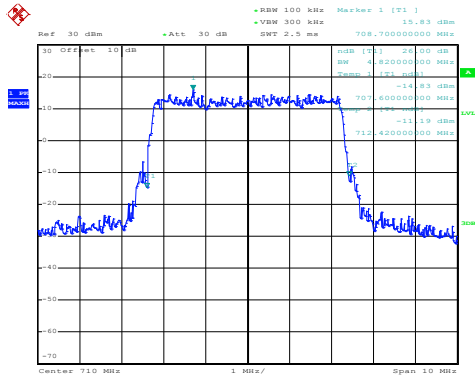
### QPSK



Date: 25.MAY.2020 05:14:18

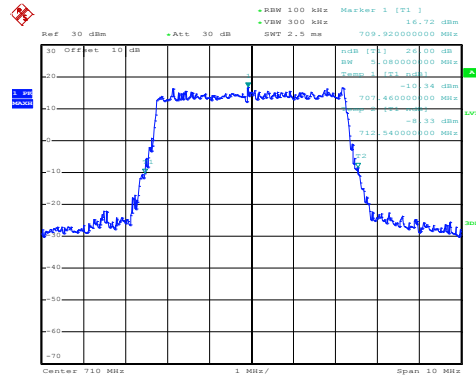
### Lowest channel

### 16QAM



Date: 25.MAY.2020 05:15:06

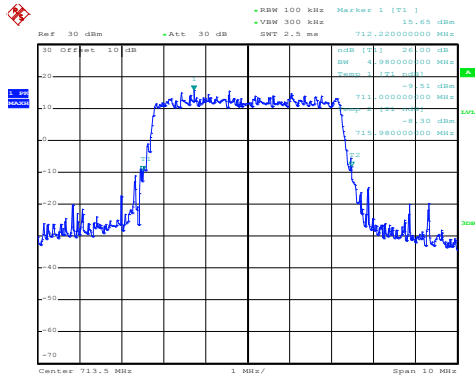
### QPSK



Date: 25.MAY.2020 05:15:02

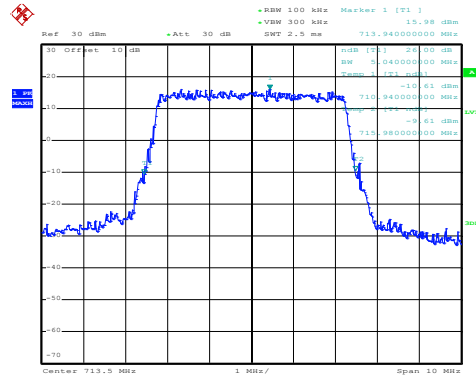
### Middle channel

### 16QAM



Date: 25.MAY.2020 05:15:58

### QPSK

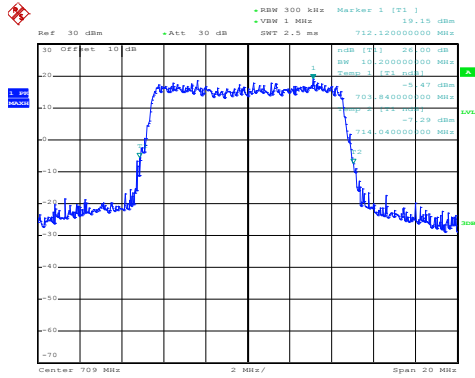


Date: 25.MAY.2020 05:15:46

### Highest channel

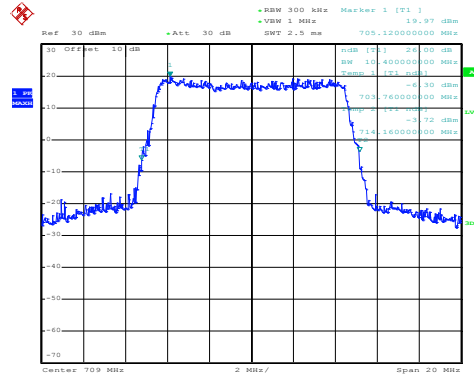
LTE Band 17: -26dBc bandwidth  
BW: 10MHz

16QAM



Date: 25.MAY.2020 05:13:54

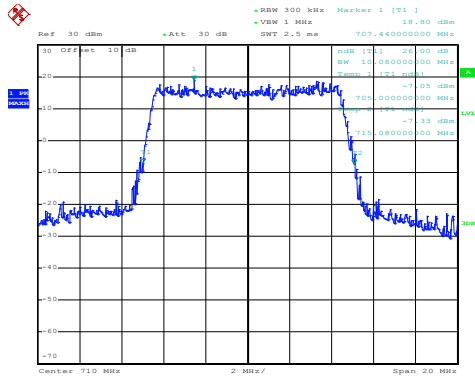
QPSK



Date: 25.MAY.2020 05:13:50

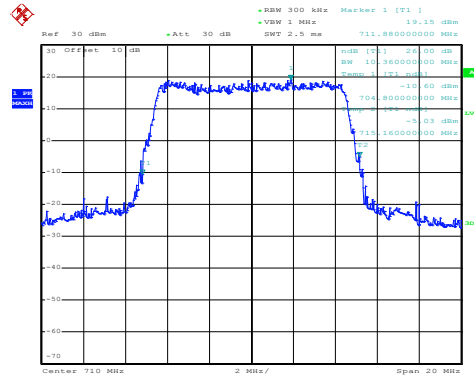
Lowest channel

16QAM



Date: 25.MAY.2020 05:13:13

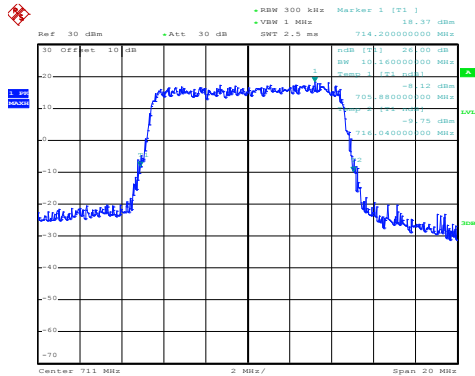
QPSK



Date: 25.MAY.2020 05:13:09

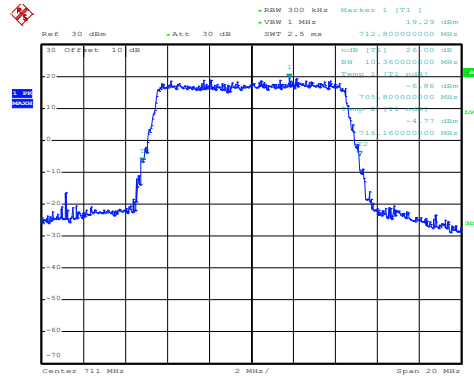
Middle channel

16QAM



Date: 25.MAY.2020 05:13:00

QPSK

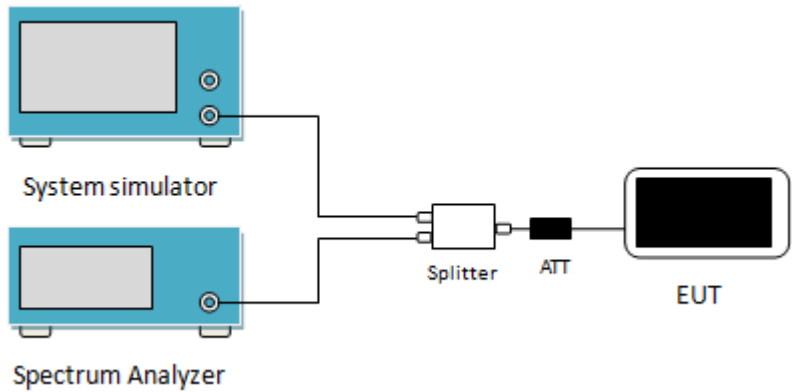


Date: 25.MAY.2020 05:12:56

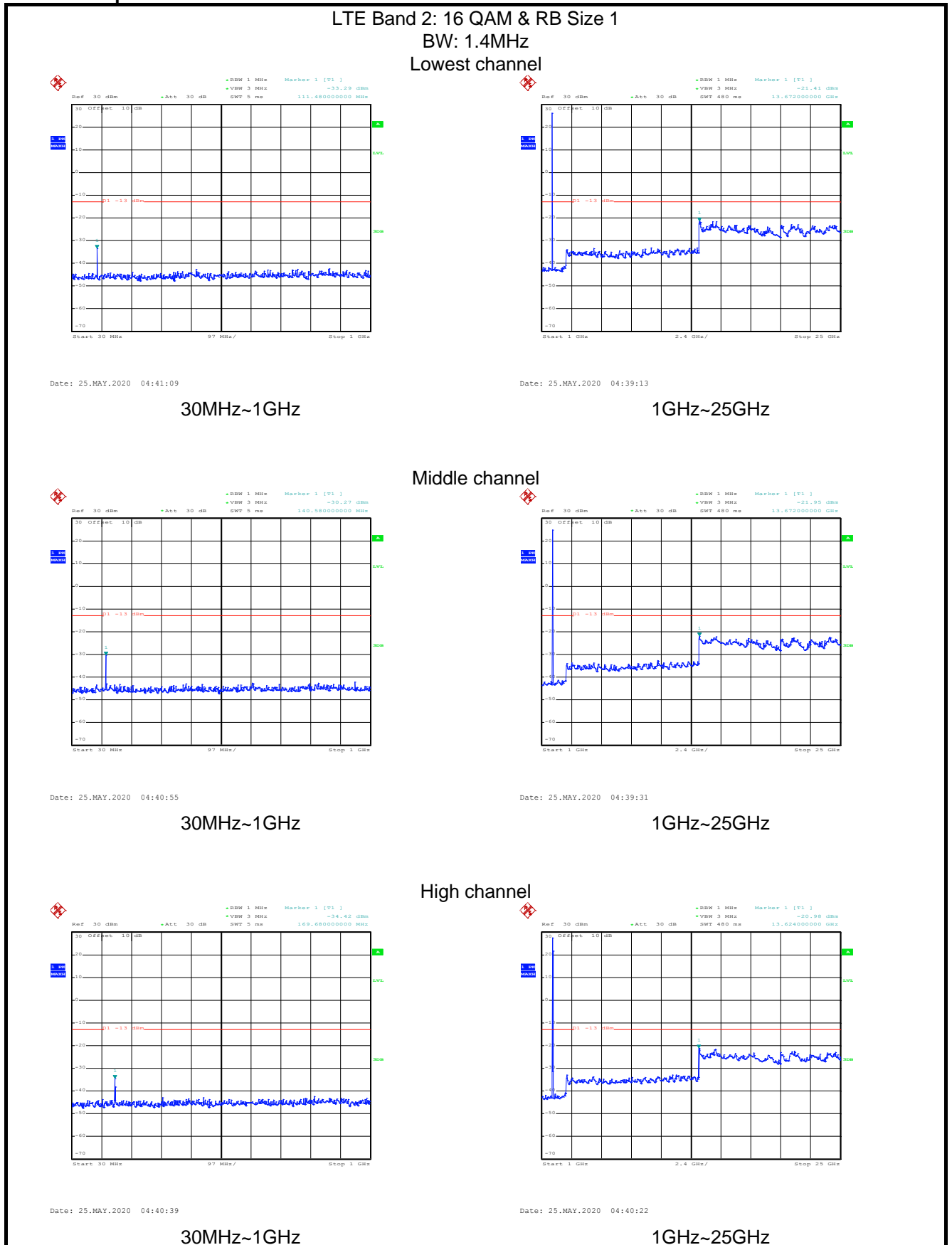
Highest channel



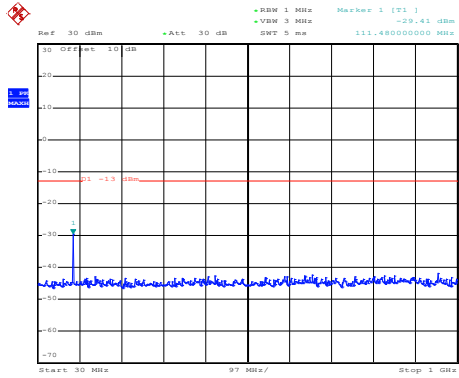
## 6.4 Out of band emission at antenna terminals

Test Requirement:	Part 22.917(a), Part 24.238 (a), part 27.53(g), part 27.53(h), Part 27.53(m)
Limit:	<p>LTE Band 2 &amp; 4 &amp; 5 &amp; 12 &amp; 17: The power of any emission outside a licensee's frequency block shall be attenuated below the transmitter power (P) in watts by at least <math>43 + 10 \log_{10}(P)</math> dB (-13 dBm).</p> <p>LTE Band 7: For mobile digital stations, the attenuation factor shall be not less than <math>40 + 10 \log (P)</math> dB on all frequencies between the channel edge and 5 megahertz from the channel edge, <math>43 + 10 \log (P)</math> dB on all frequencies between 5 megahertz and X megahertz from the channel edge, and <math>55 + 10 \log (P)</math> dB on all frequencies more than X megahertz from the channel edge, where X is the greater of 6 megahertz or the actual emission bandwidth as defined in paragraph (m)(6) of this section. In addition, the attenuation factor shall not be less that <math>43 + 10 \log (P)</math> dB on all frequencies between 2490.5 MHz and 2496 MHz and <math>55 + 10 \log (P)</math> dB at or below 2490.5 MHz.</p>
Test Setup:	
Test Procedure:	<ol style="list-style-type: none"> <li>1 The RF output of the transceiver was connected to a spectrum analyzer through appropriate attenuation.</li> <li>2 For the out of band: For Band 5 &amp; 12 &amp; 17 set the RBW=100 kHz, VBW=300 kHz and for Band 2 &amp; 4 &amp; 7 set the RBW=1 MHz, VBW=3 MHz when below 1 GHz, RBW =1 MHz, VBW=3 MHz when above 1 GHz, Start=30MHz, Stop= 10th harmonic.</li> <li>3 Band Edge Requirements: In the 1 MHz bands immediately outside and adjacent to the frequency block, a resolution bandwidth of at least 1 percent of the emission bandwidth of the fundamental emission of the transmitter may be employed to measure the out of band Emissions.</li> </ol>
Test Instruments:	Refer to section 5.10 for details
Test mode:	Refer to section 5.3 for details
Test results:	Passed
Remark:	Pre-scan all RB Size and offset, and found the RB Size and offset of worst case, so the report shows only the worst case test data.

Test plots as follows (Conducted spurious emission) (worst case):  
 LTE Band 2 part:

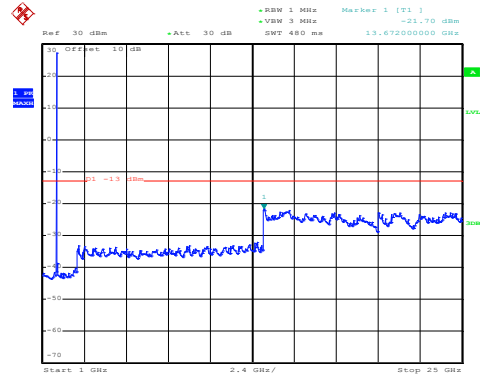


## LTE Band 2: QPSK & RB Size 1 BW: 1.4MHz Lowest channel



Date: 25.MAY.2020 04:41:04

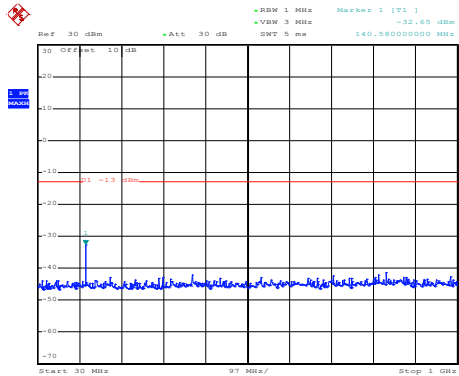
30MHz~1GHz



Date: 25.MAY.2020 04:39:06

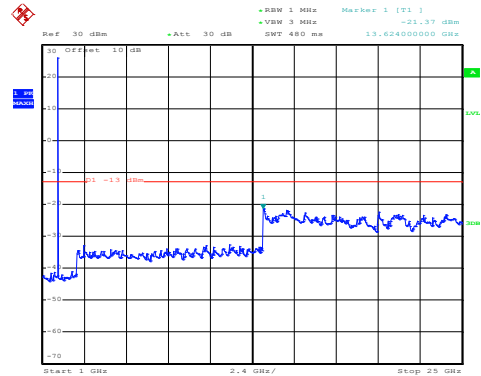
1GHz~25GHz

## Middle channel



Date: 25.MAY.2020 04:40:50

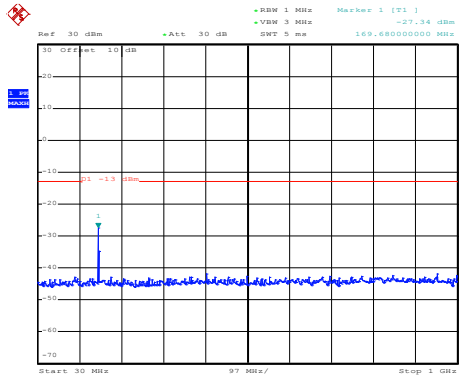
30MHz~1GHz



Date: 25.MAY.2020 04:39:23

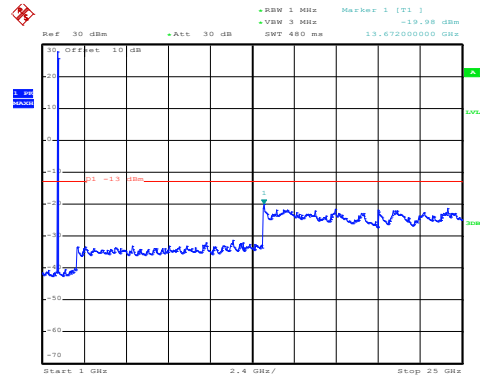
1GHz~25GHz

## High channel



Date: 25.MAY.2020 04:40:35

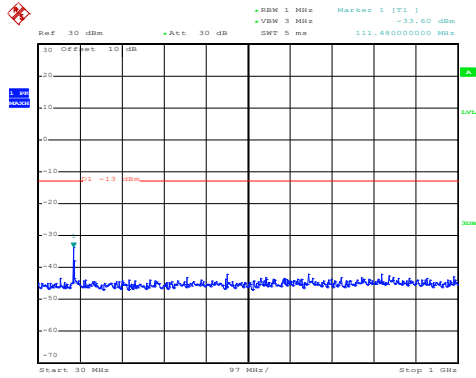
30MHz~1GHz



Date: 25.MAY.2020 04:40:12

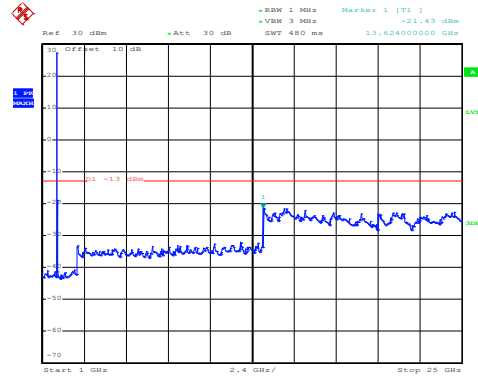
1GHz~25GHz

## LTE Band 2: 16 QAM & RB Size 1 BW: 20MHz Lowest channel



Date: 25.MAY.2020 04:15:12

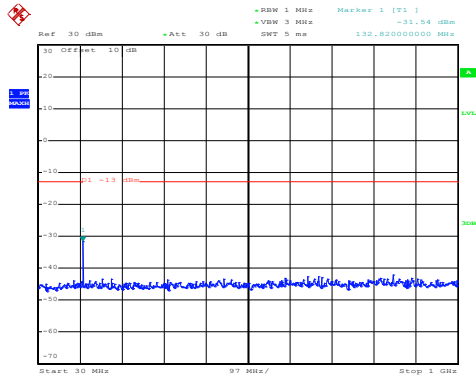
30MHz~1GHz



Date: 25.MAY.2020 04:14:54

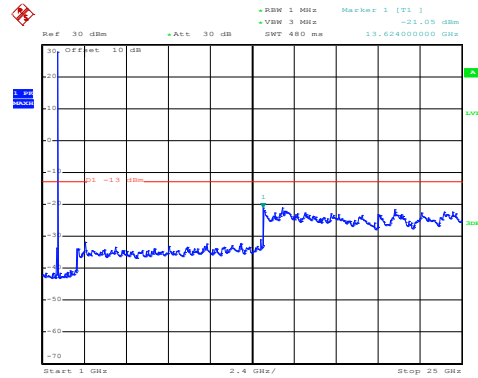
1GHz~25GHz

## Middle channel



Date: 25.MAY.2020 04:15:32

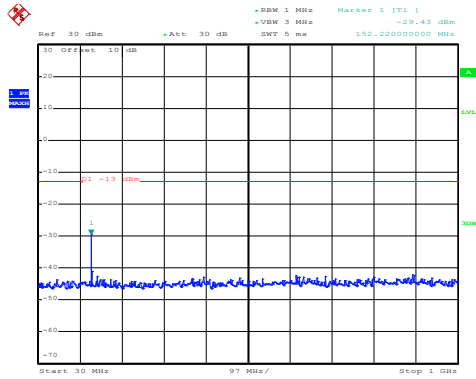
30MHz~1GHz



Date: 25.MAY.2020 04:14:31

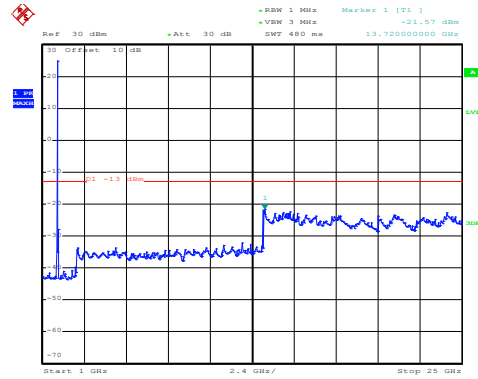
1GHz~25GHz

## High channel



Date: 25.MAY.2020 04:15:48

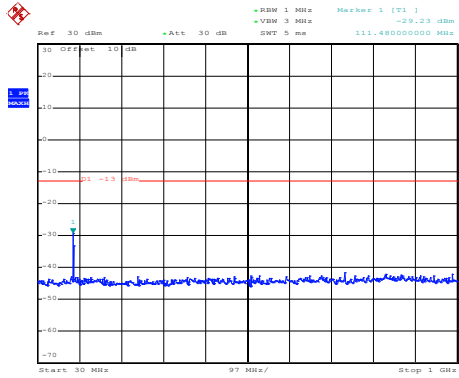
30MHz~1GHz



Date: 25.MAY.2020 04:13:55

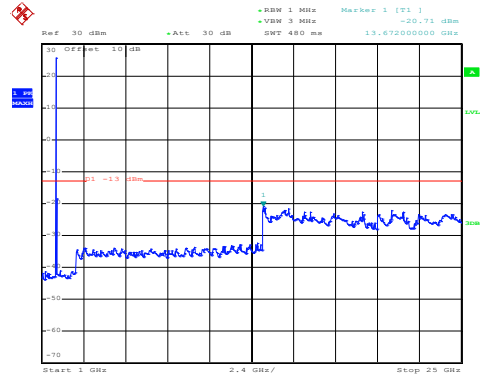
1GHz~25GHz

### LTE Band 2: QPSK & RB Size 1 BW: 20MHz Lowest channel



Date: 25.MAY.2020 04:15:08

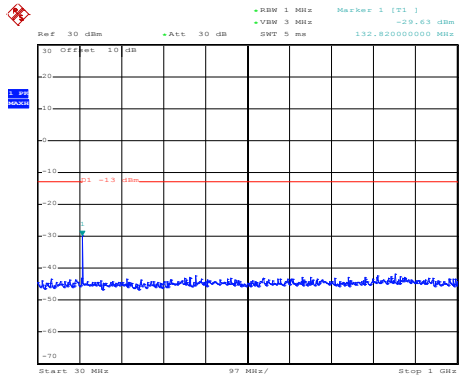
30MHz~1GHz



Date: 25.MAY.2020 04:14:42

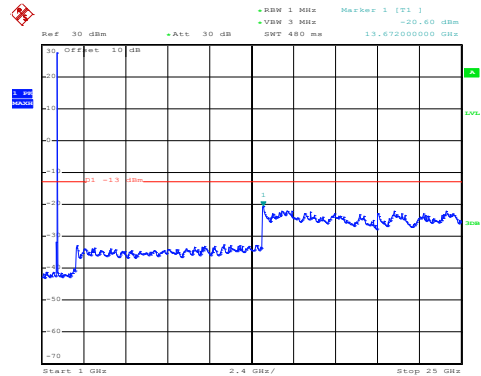
1GHz~25GHz

### Middle channel



Date: 25.MAY.2020 04:15:27

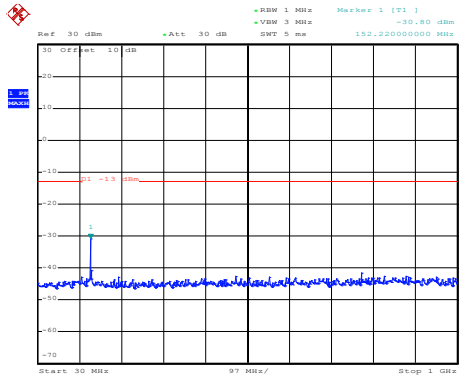
30MHz~1GHz



Date: 25.MAY.2020 04:14:18

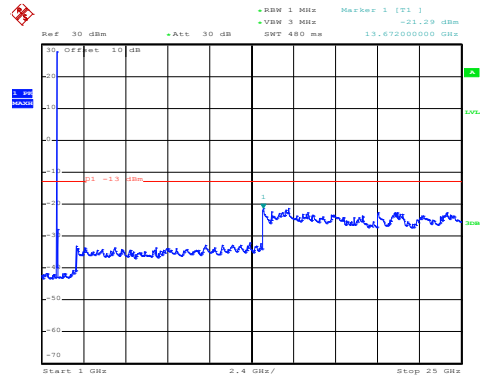
1GHz~25GHz

### High channel



Date: 25.MAY.2020 04:15:42

30MHz~1GHz

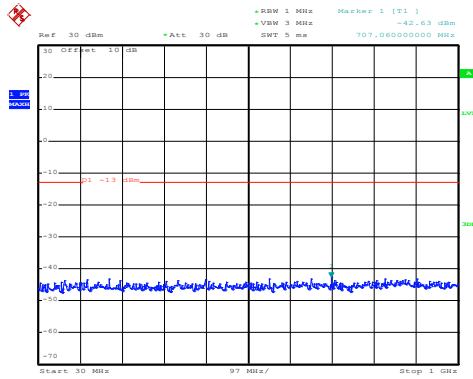


Date: 25.MAY.2020 04:13:48

1GHz~25GHz

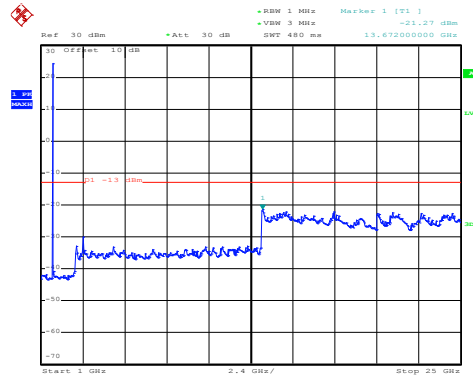
### LTE Band 4 part:

#### LTE Band 4: 16 QAM & RB Size 1 BW: 1.4MHz Lowest channel



Date: 25.MAY.2020 04:37:12

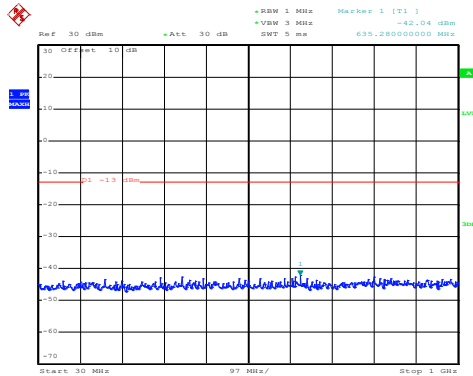
30MHz~1GHz



Date: 25.MAY.2020 04:38:48

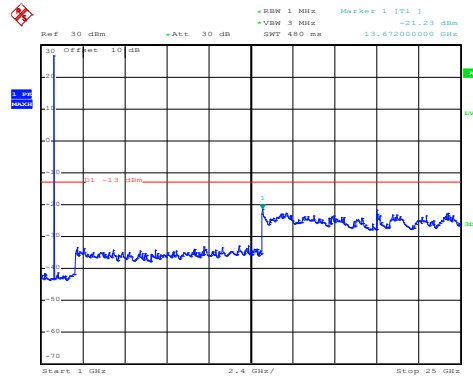
1GHz~25GHz

#### Middle channel



Date: 25.MAY.2020 04:37:24

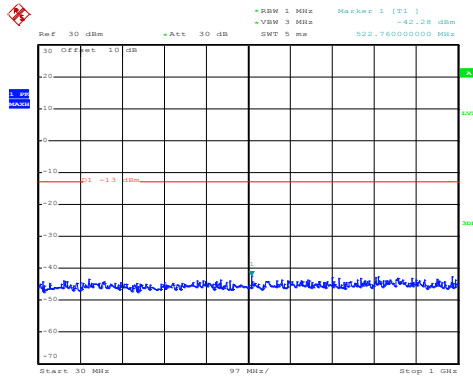
30MHz~1GHz



Date: 25.MAY.2020 04:38:26

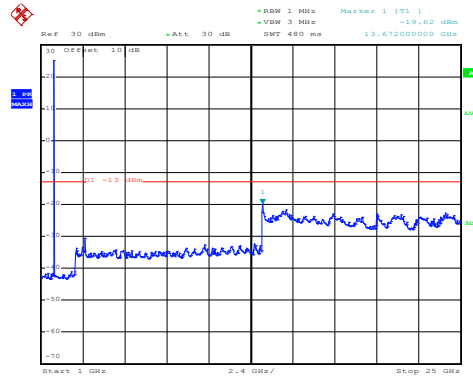
1GHz~25GHz

#### High channel



Date: 25.MAY.2020 04:37:38

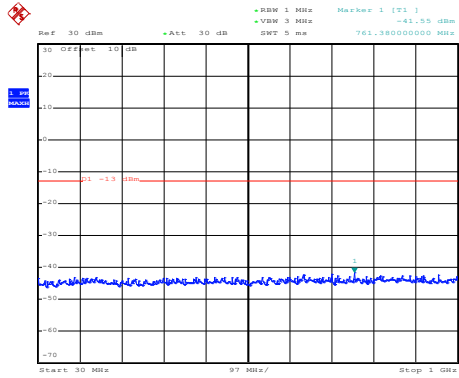
30MHz~1GHz



Date: 25.MAY.2020 04:38:05

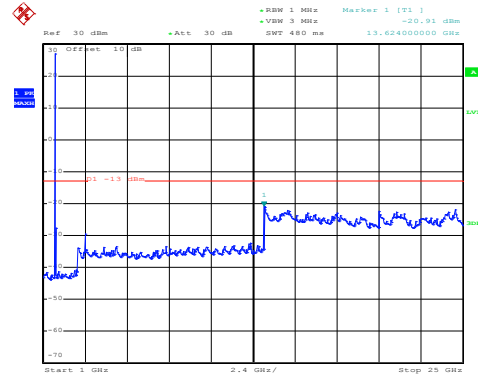
1GHz~25GHz

## LTE Band 4: QPSK & RB Size 1 BW: 1.4MHz Lowest channel



Date: 25.MAY.2020 04:37:08

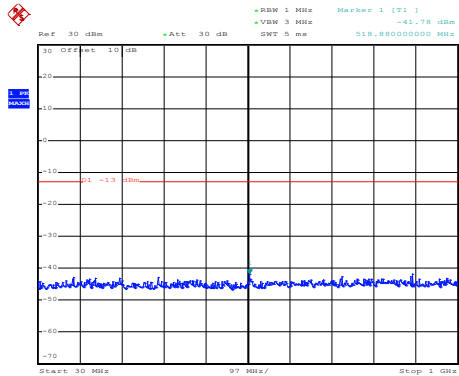
30MHz~1GHz



Date: 25.MAY.2020 04:38:38

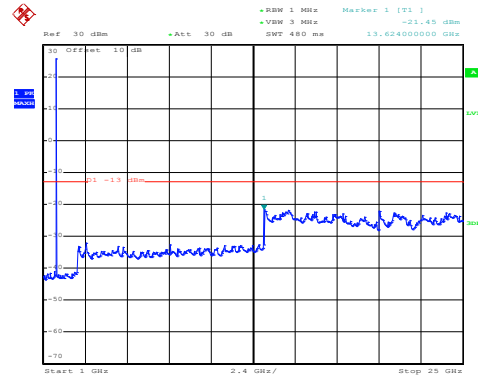
1GHz~25GHz

## Middle channel



Date: 25.MAY.2020 04:37:19

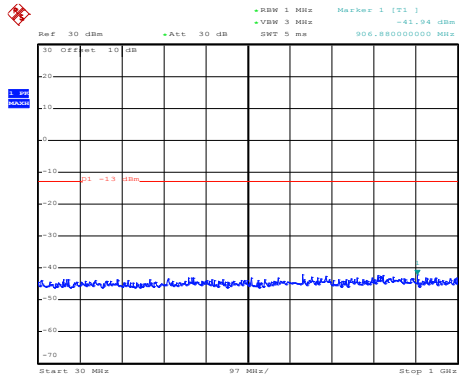
30MHz~1GHz



Date: 25.MAY.2020 04:38:19

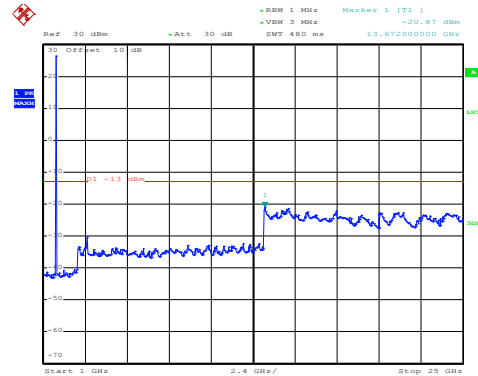
1GHz~25GHz

## High channel



Date: 25.MAY.2020 04:37:33

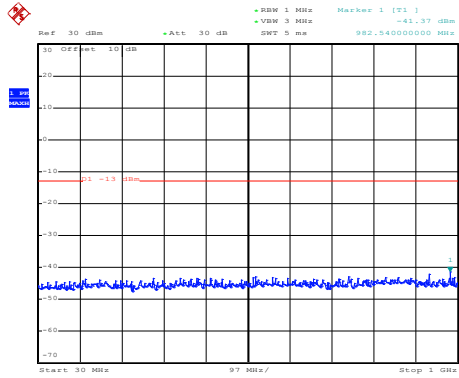
30MHz~1GHz



Date: 25.MAY.2020 04:37:57

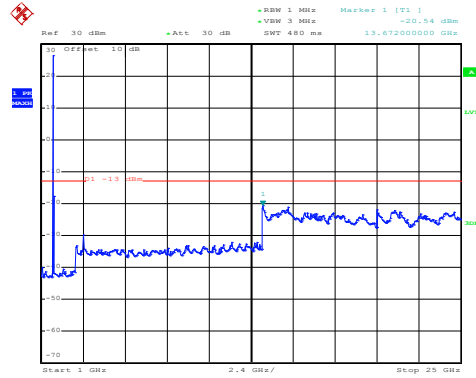
1GHz~25GHz

## LTE Band 4: 16 QAM & RB Size 1 BW: 20MHz Lowest channel



Date: 25.MAY.2020 04:11:56

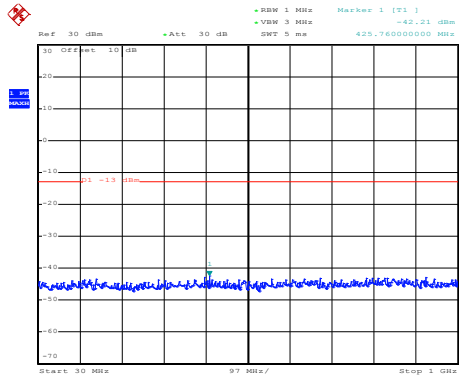
30MHz~1GHz



Date: 25.MAY.2020 04:12:32

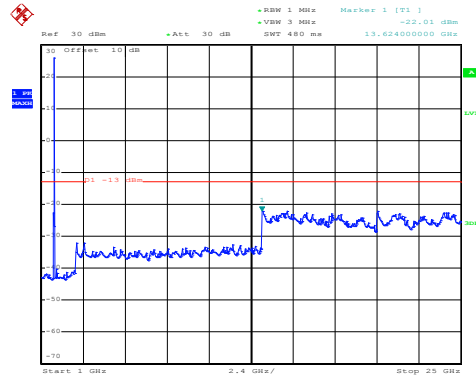
1GHz~25GHz

## Middle channel



Date: 25.MAY.2020 04:11:36

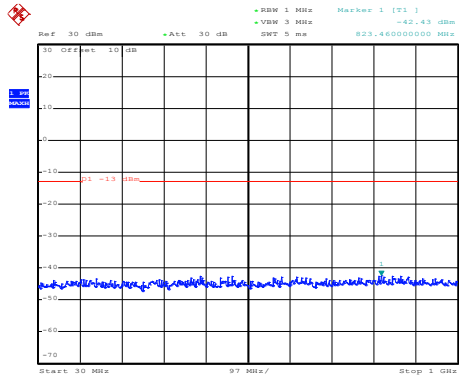
30MHz~1GHz



Date: 25.MAY.2020 04:13:15

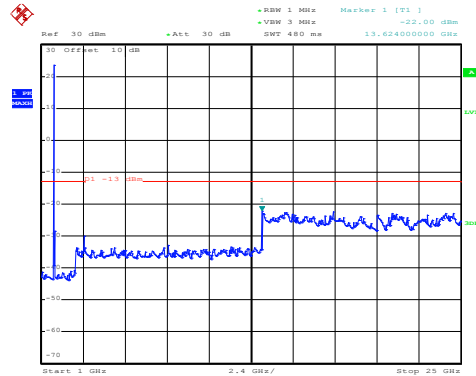
1GHz~25GHz

## High channel



Date: 25.MAY.2020 04:11:23

30MHz~1GHz

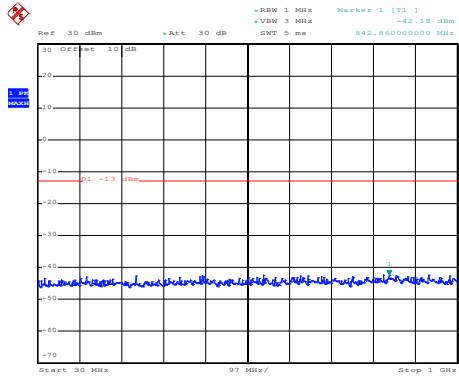


Date: 25.MAY.2020 04:13:33

1GHz~25GHz

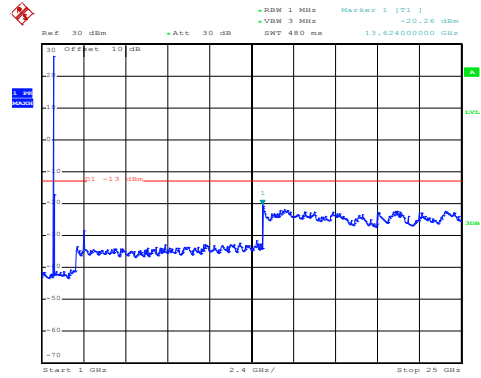


## LTE Band 4: QPSK & RB Size 1 BW: 20MHz Lowest channel



Date: 25.MAY.2020 04:11:51

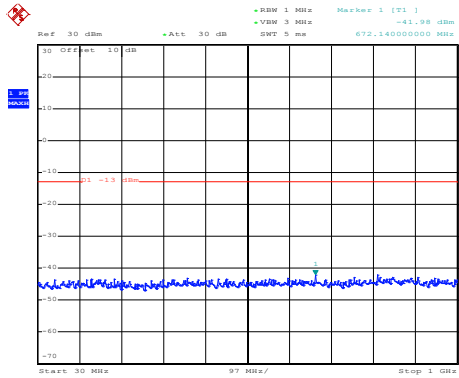
30MHz~1GHz



Date: 25.MAY.2020 04:12:16

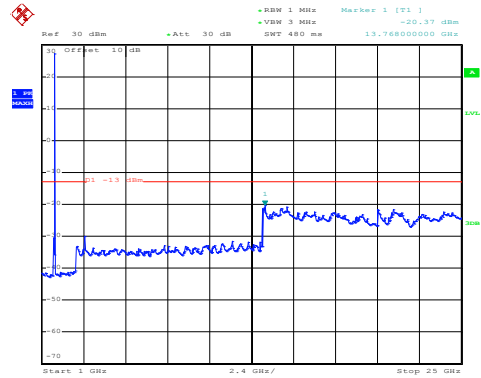
1GHz~25GHz

## Middle channel



Date: 25.MAY.2020 04:11:31

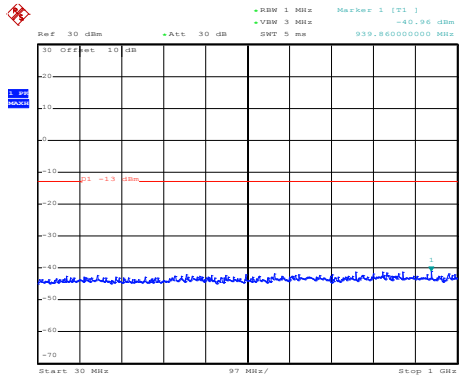
30MHz~1GHz



Date: 25.MAY.2020 04:13:07

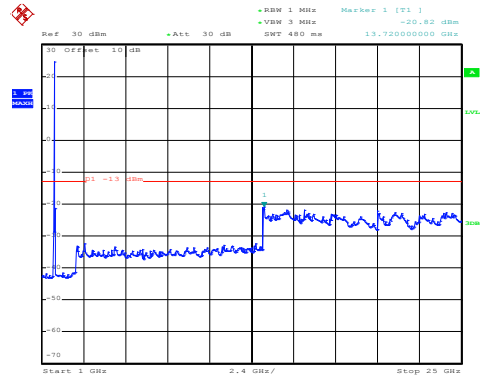
1GHz~25GHz

## High channel



Date: 25.MAY.2020 04:11:16

30MHz~1GHz

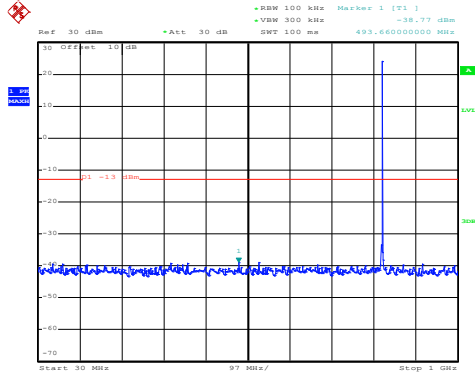


Date: 25.MAY.2020 04:13:26

1GHz~25GHz

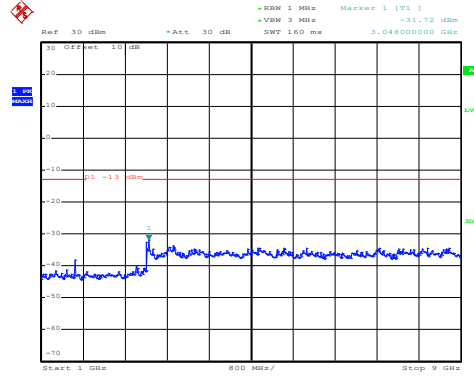
LTE Band 5 part:

LTE Band 5: 16 QAM & RB Size 1  
 BW: 1.4MHz  
 Lowest channel



Date: 25.MAY.2020 04:32:27

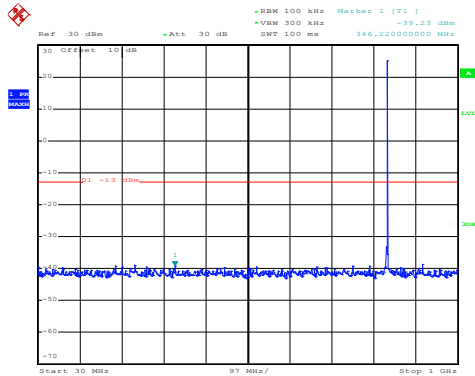
30MHz~1GHz



Date: 25.MAY.2020 04:34:21

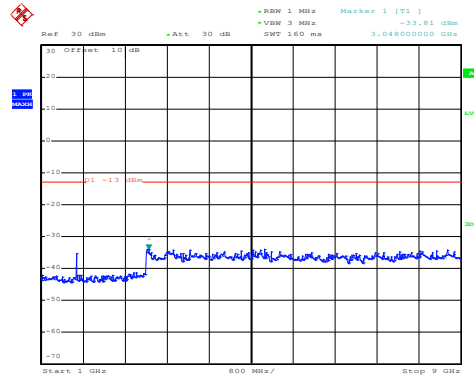
1GHz~9GHz

Middle channel



Date: 25.MAY.2020 04:32:47

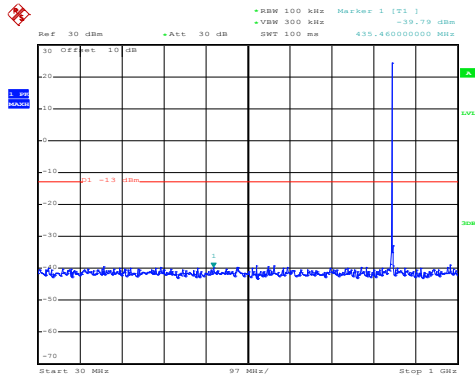
30MHz~1GHz



Date: 25.MAY.2020 04:34:06

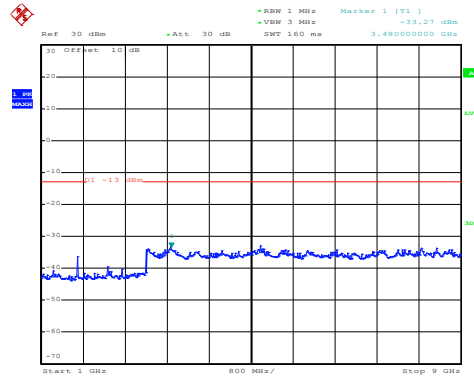
1GHz~9GHz

High channel



Date: 25.MAY.2020 04:33:09

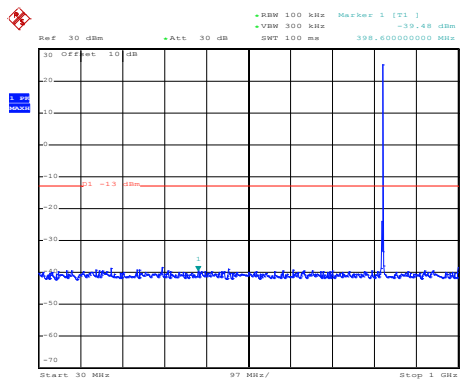
30MHz~1GHz



Date: 25.MAY.2020 04:33:40

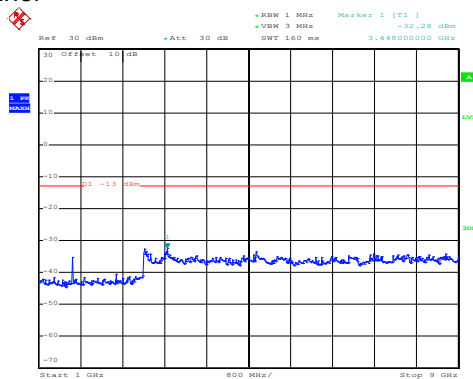
1GHz~9GHz

## LTE Band 5: QPSK & RB Size 1 BW: 1.4MHz Lowest channel



Date: 25.MAY.2020 04:32:19

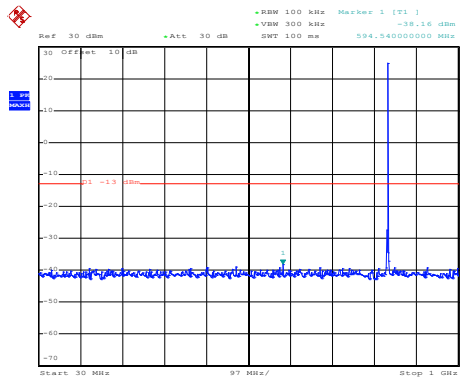
30MHz~1GHz



Date: 25.MAY.2020 04:34:15

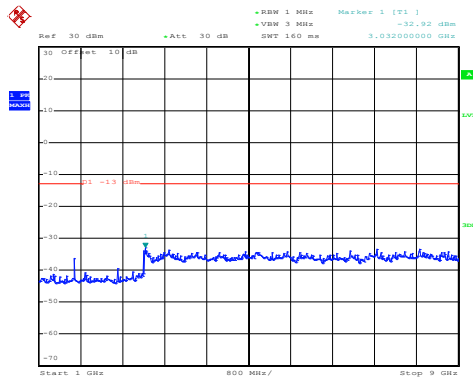
1GHz~9GHz

## Middle channel



Date: 25.MAY.2020 04:32:38

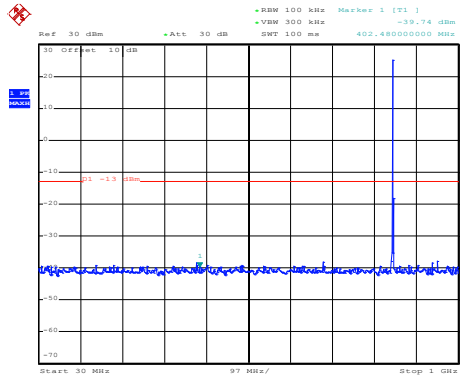
30MHz~1GHz



Date: 25.MAY.2020 04:34:00

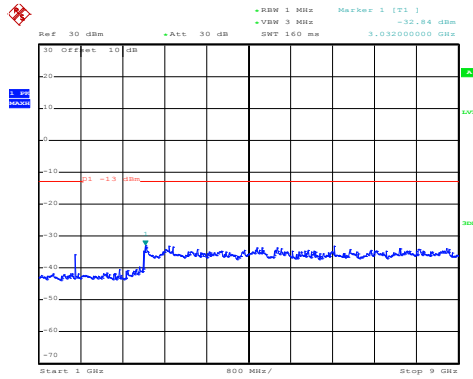
1GHz~9GHz

## High channel



Date: 25.MAY.2020 04:33:02

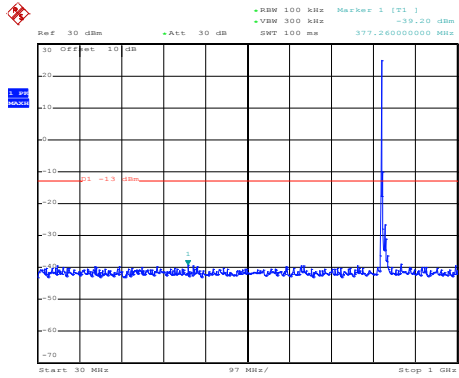
30MHz~1GHz



Date: 25.MAY.2020 04:33:51

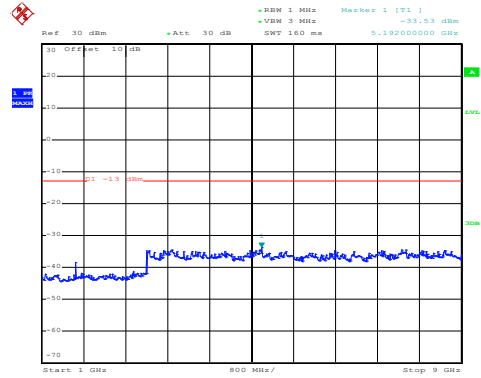
1GHz~9GHz

## LTE Band 5: 16 QAM & RB Size 1 BW: 10MHz Lowest channel



Date: 25.MAY.2020 04:31:28

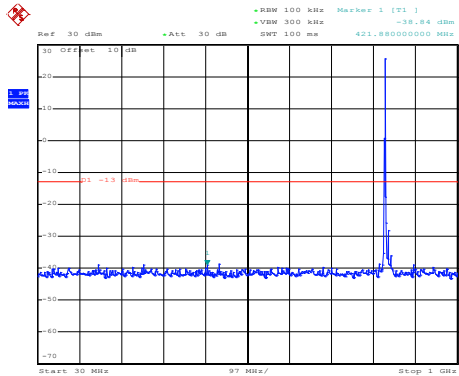
30MHz~1GHz



Date: 25.MAY.2020 04:29:53

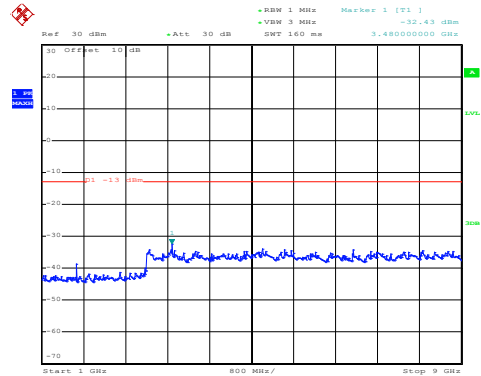
1GHz~9GHz

## Middle channel



Date: 25.MAY.2020 04:31:06

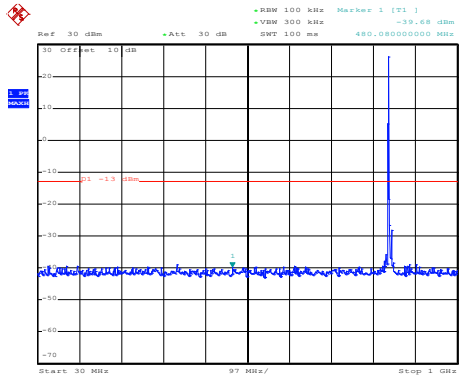
30MHz~1GHz



Date: 25.MAY.2020 04:30:07

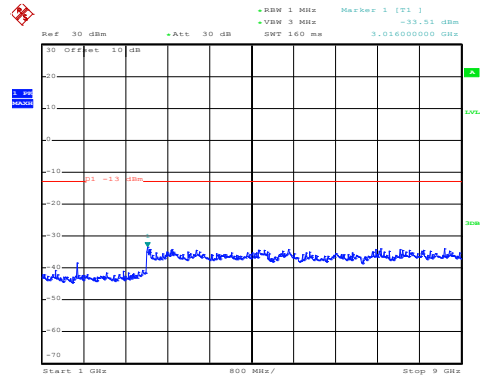
1GHz~9GHz

## High channel



Date: 25.MAY.2020 04:30:48

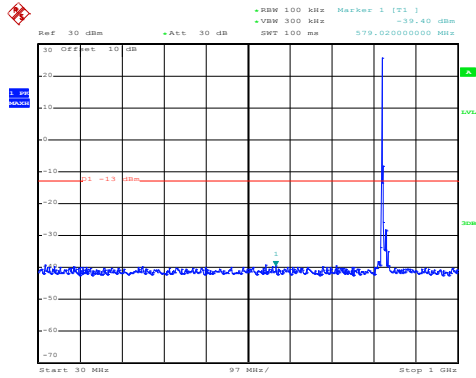
30MHz~1GHz



Date: 25.MAY.2020 04:30:22

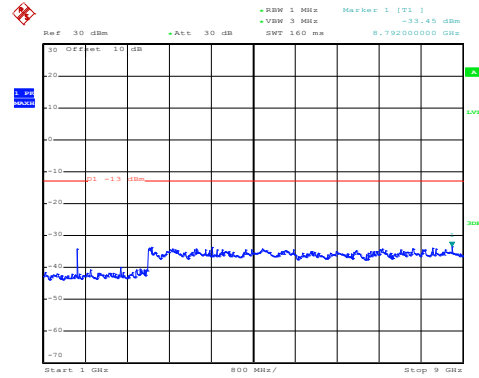
1GHz~9GHz

## LTE Band 5: QPSK & RB Size 1 BW: 10MHz Lowest channel



Date: 25.MAY.2020 04:31:21

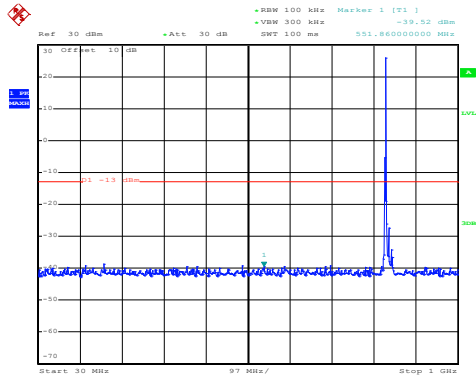
30MHz~1GHz



Date: 25.MAY.2020 04:29:48

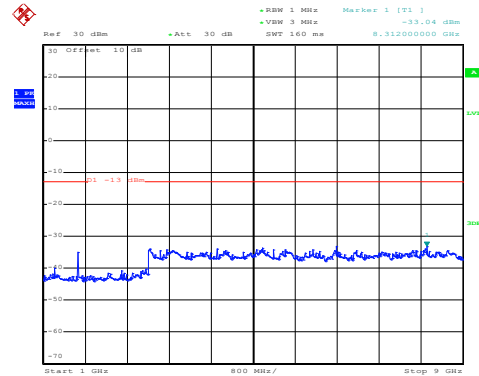
1GHz~9GHz

## Middle channel



Date: 25.MAY.2020 04:30:59

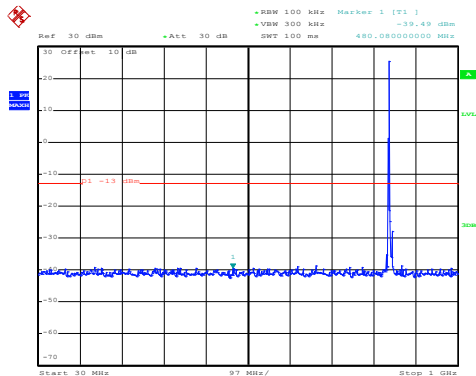
30MHz~1GHz



Date: 25.MAY.2020 04:30:01

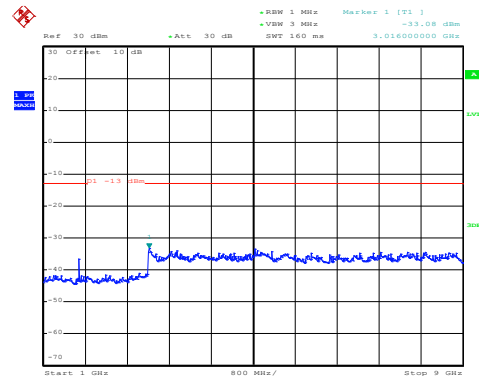
1GHz~9GHz

## High channel



Date: 25.MAY.2020 04:30:41

30MHz~1GHz

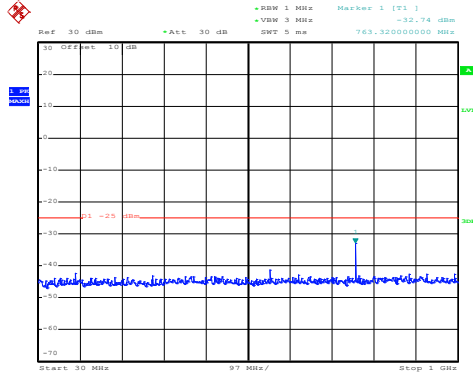


Date: 25.MAY.2020 04:30:16

1GHz~9GHz

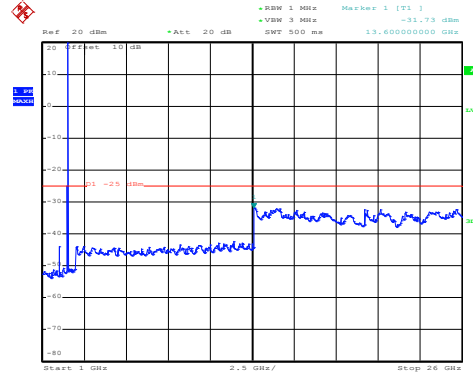
LTE Band 7 part:

LTE Band 7: 16 QAM & RB Size 1  
 BW: 5MHz  
 Lowest channel



Date: 25.MAY.2020 04:21:05

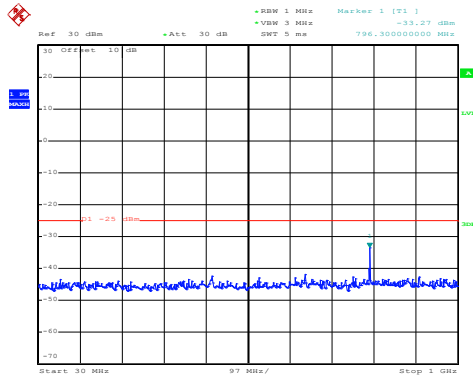
30MHz~1GHz



Date: 25.MAY.2020 04:20:39

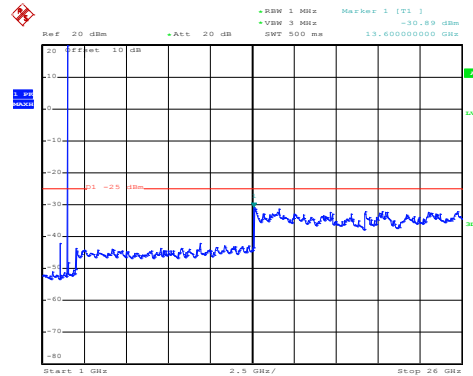
1GHz~25GHz

Middle channel



Date: 25.MAY.2020 04:21:18

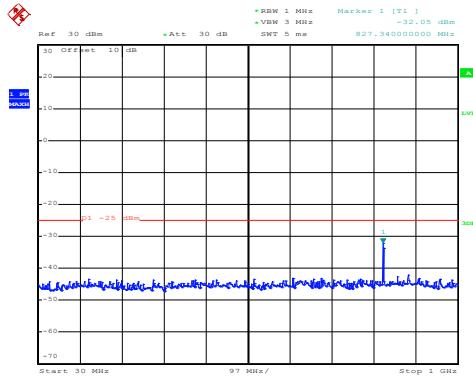
30MHz~1GHz



Date: 25.MAY.2020 04:20:12

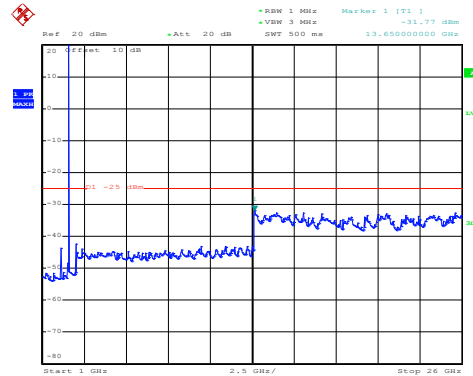
1GHz~25GHz

High channel



Date: 25.MAY.2020 04:21:30

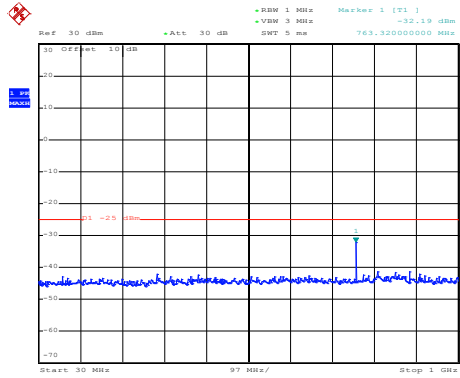
30MHz~1GHz



Date: 25.MAY.2020 04:19:52

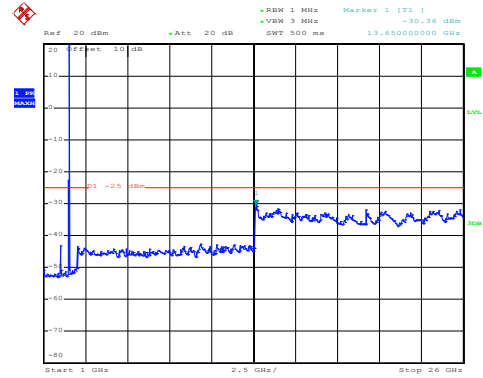
1GHz~25GHz

## LTE Band 7: QPSK & RB Size 1 BW: 5MHz Lowest channel



Date: 25.MAY.2020 04:20:59

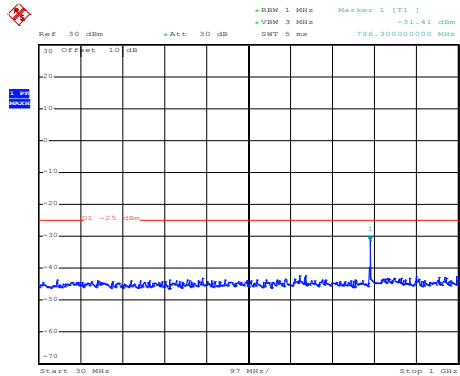
30MHz~1GHz



Date: 25.MAY.2020 04:20:27

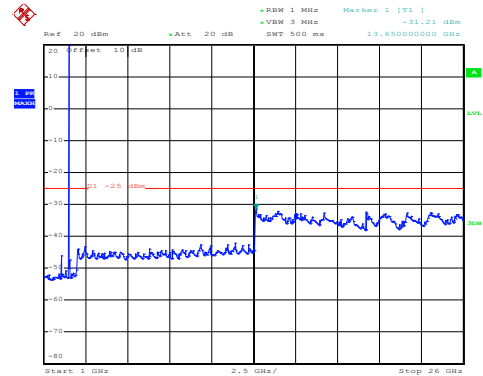
1GHz~25GHz

## Middle channel



Date: 25.MAY.2020 04:21:13

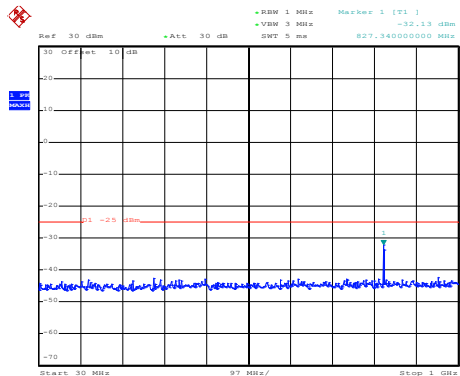
30MHz~1GHz



Date: 25.MAY.2020 04:20:02

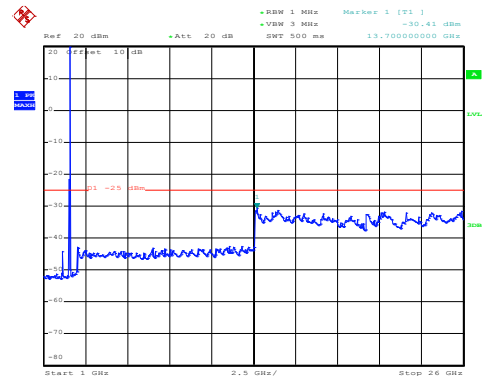
1GHz~25GHz

## High channel



Date: 25.MAY.2020 04:21:26

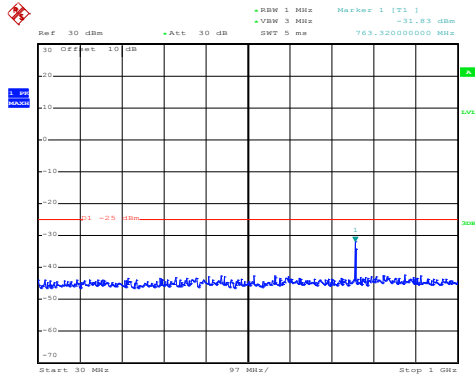
30MHz~1GHz



Date: 25.MAY.2020 04:19:46

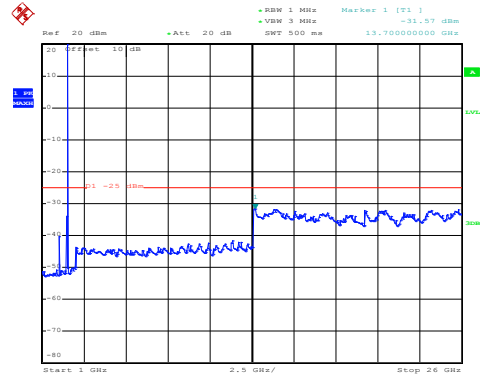
1GHz~25GHz

## LTE Band 7: 16 QAM & RB Size 1 BW: 20MHz Lowest channel



Date: 25.MAY.2020 04:17:35

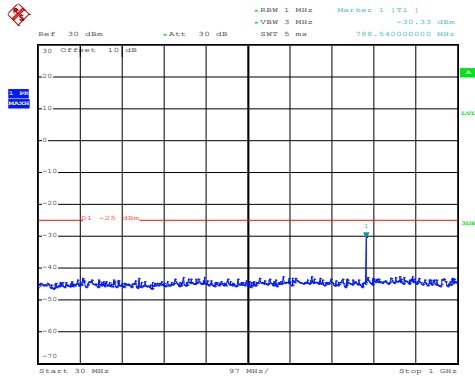
30MHz~1GHz



Date: 25.MAY.2020 04:18:07

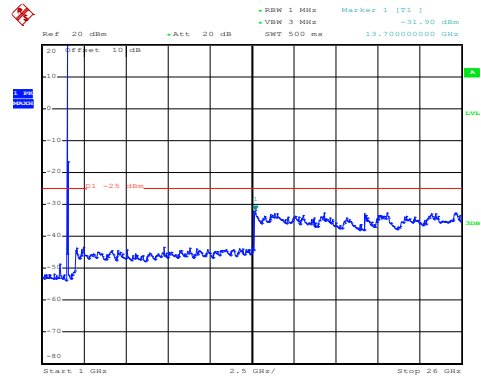
1GHz~25GHz

## Middle channel



Date: 25.MAY.2020 04:17:20

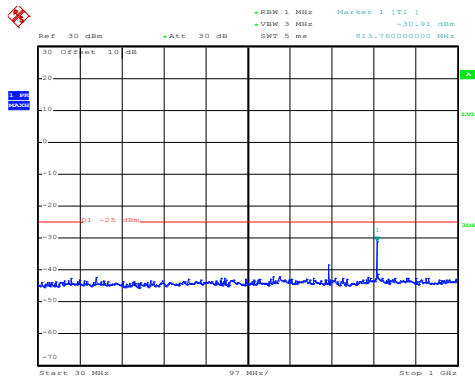
30MHz~1GHz



Date: 25.MAY.2020 04:18:40

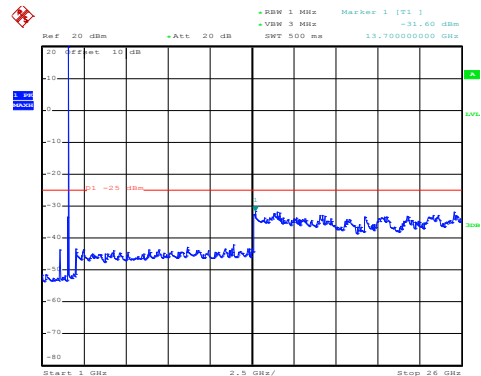
1GHz~25GHz

## High channel



Date: 25.MAY.2020 04:16:58

30MHz~1GHz

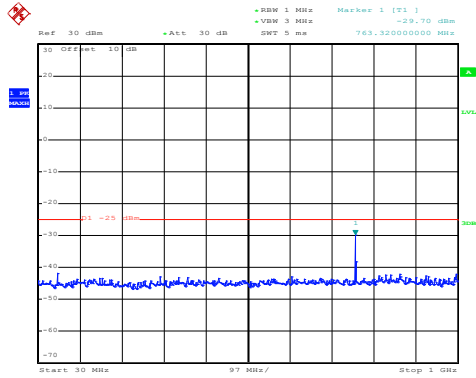


Date: 25.MAY.2020 04:19:07

1GHz~25GHz

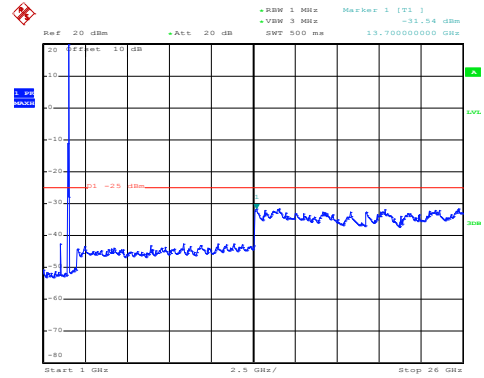


## LTE Band 7: QPSK & RB Size 1 BW: 20MHz Lowest channel



Date: 25.MAY.2020 04:17:29

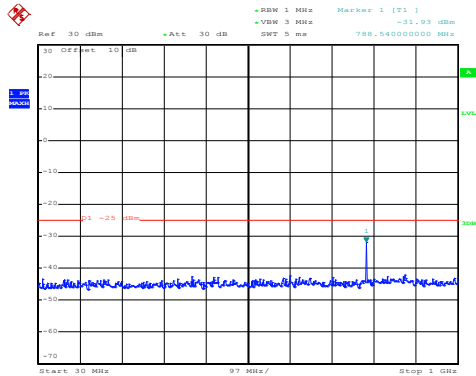
30MHz~1GHz



Date: 25.MAY.2020 04:18:20

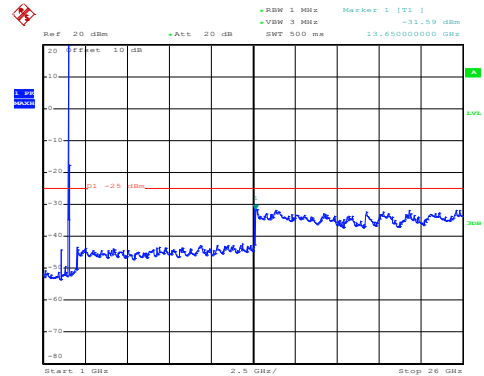
1GHz~25GHz

## Middle channel



Date: 25.MAY.2020 04:17:13

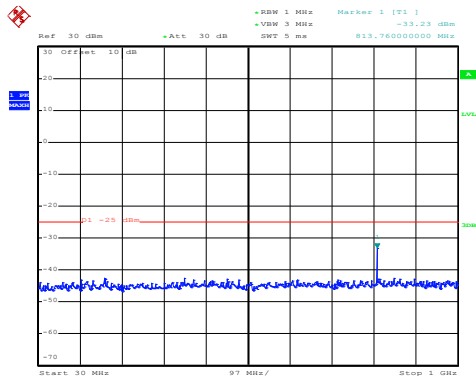
30MHz~1GHz



Date: 25.MAY.2020 04:18:33

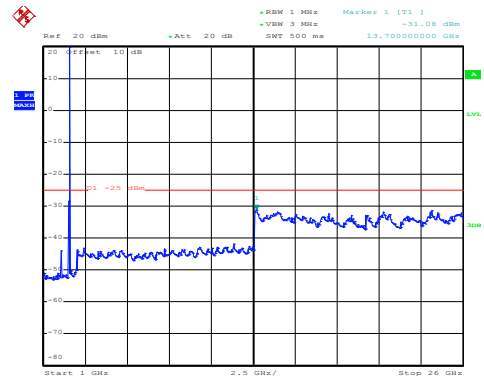
1GHz~25GHz

## High channel



Date: 25.MAY.2020 04:17:04

30MHz~1GHz

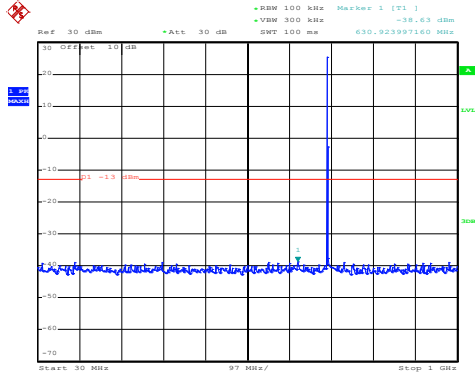


Date: 25.MAY.2020 04:19:00

1GHz~25GHz

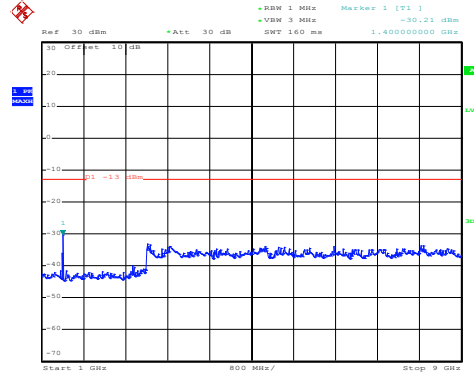
LTE Band 12 part:

LTE Band 12: 16 QAM & RB Size 1  
 BW: 1.4MHz  
 Lowest channel



Date: 25.MAY.2020 04:36:38

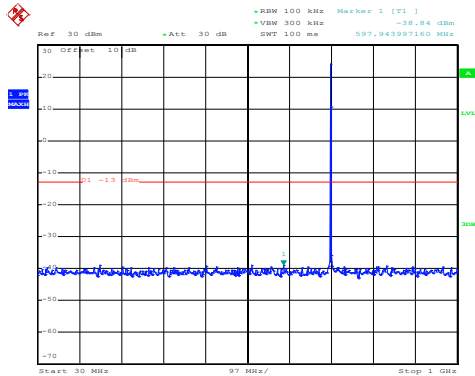
30MHz~1GHz



Date: 25.MAY.2020 04:34:39

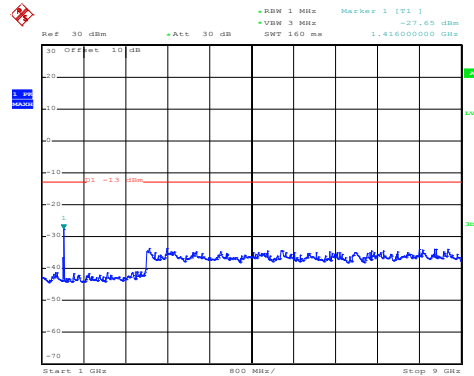
1GHz~9GHz

Middle channel



Date: 25.MAY.2020 04:36:13

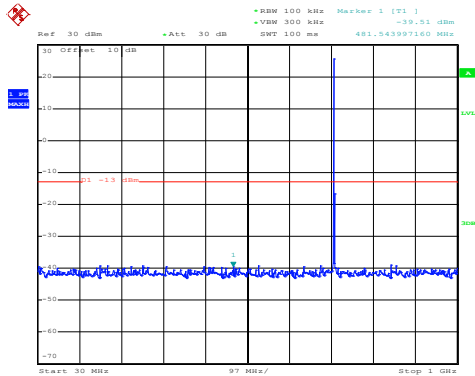
30MHz~1GHz



Date: 25.MAY.2020 04:34:52

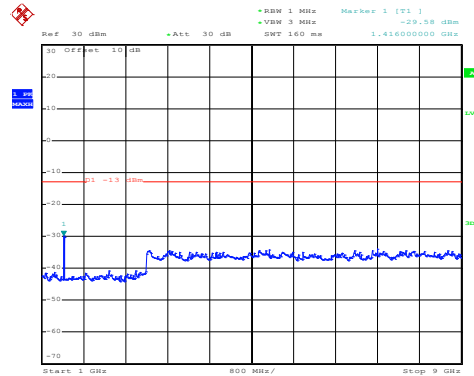
1GHz~9GHz

High channel



Date: 25.MAY.2020 04:35:52

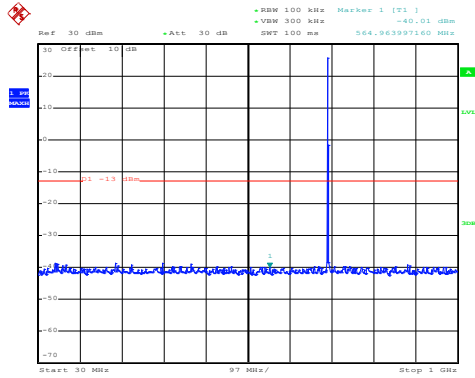
30MHz~1GHz



Date: 25.MAY.2020 04:35:12

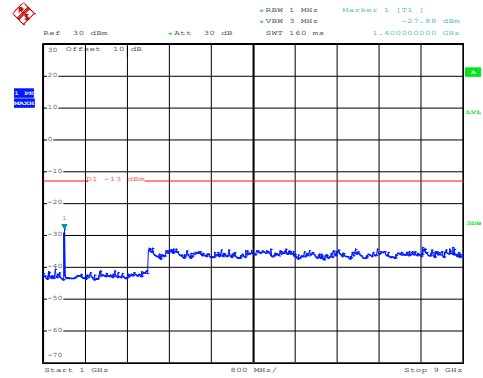
1GHz~9GHz

### LTE Band 12: QPSK & RB Size 1 BW: 1.4MHz Lowest channel



Date: 25.MAY.2020 04:36:28

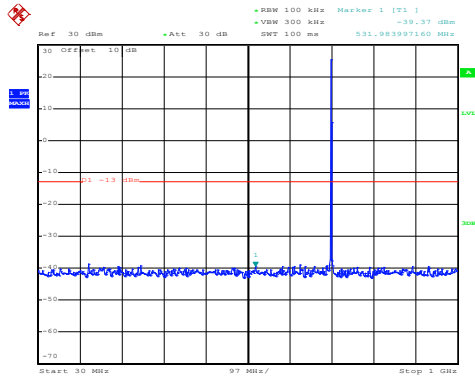
30MHz~1GHz



Date: 25.MAY.2020 04:34:33

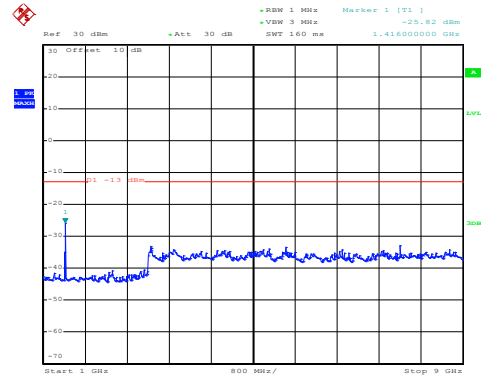
1GHz~9GHz

### Middle channel



Date: 25.MAY.2020 04:36:02

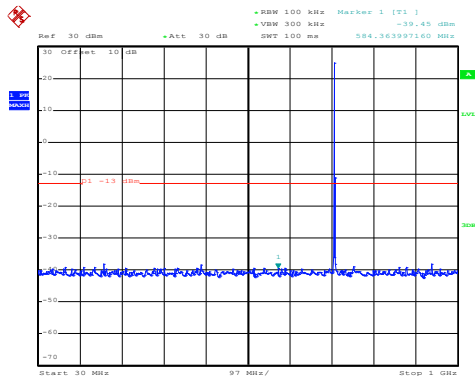
30MHz~1GHz



Date: 25.MAY.2020 04:34:47

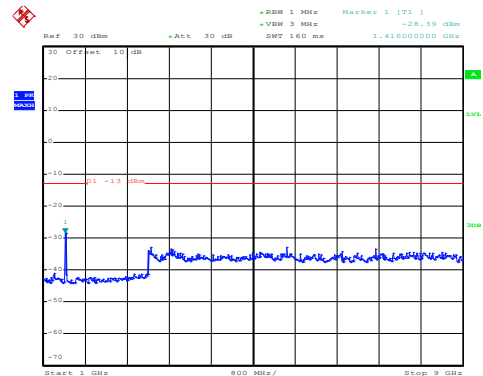
1GHz~9GHz

### High channel



Date: 25.MAY.2020 04:35:44

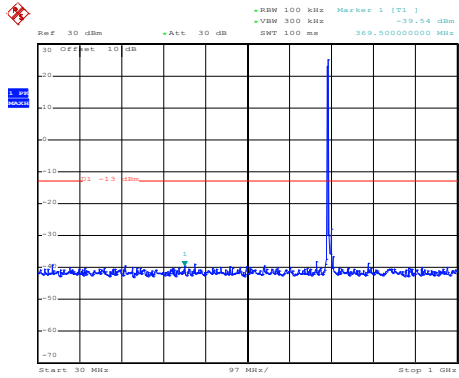
30MHz~1GHz



Date: 25.MAY.2020 04:35:06

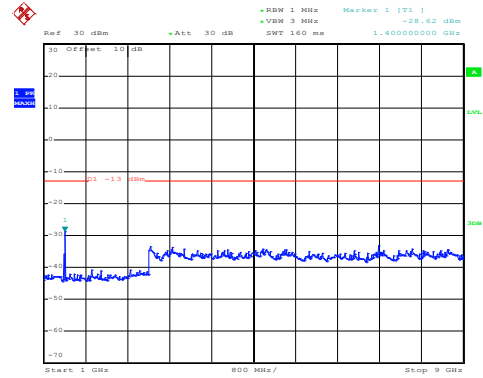
1GHz~9GHz

## LTE Band 12: 16 QAM & RB Size 1 BW: 10MHz Lowest channel



Date: 25.MAY.2020 04:27:05

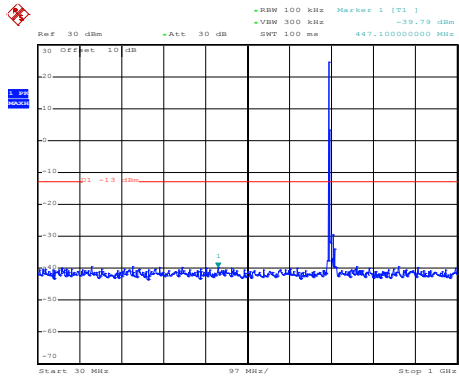
30MHz~1GHz



Date: 25.MAY.2020 04:29:34

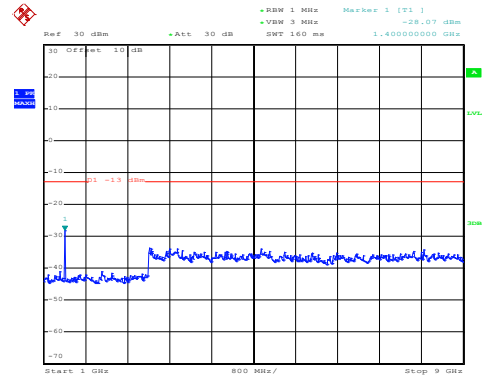
1GHz~9GHz

## Middle channel



Date: 25.MAY.2020 04:27:50

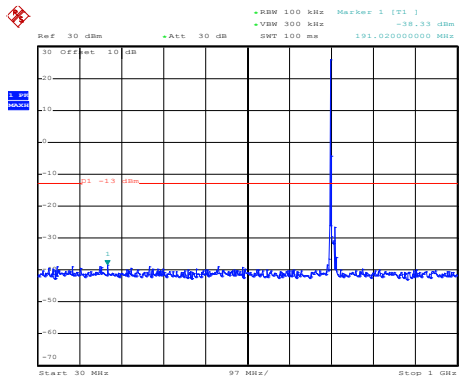
30MHz~1GHz



Date: 25.MAY.2020 04:29:14

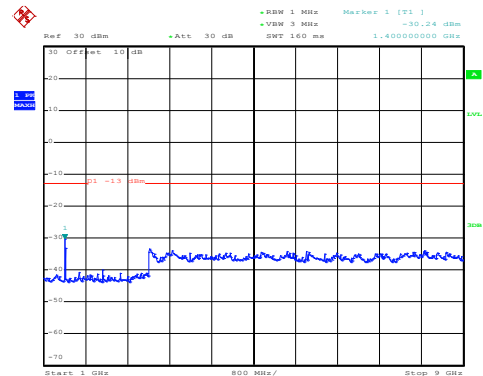
1GHz~9GHz

## High channel



Date: 25.MAY.2020 04:28:32

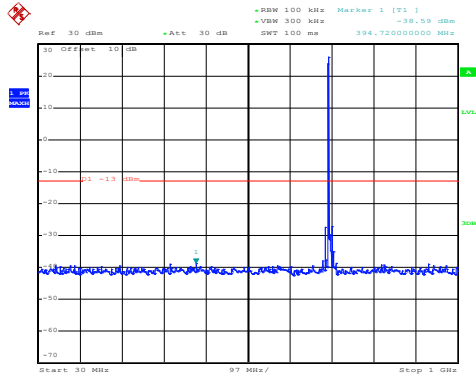
30MHz~1GHz



Date: 25.MAY.2020 04:28:58

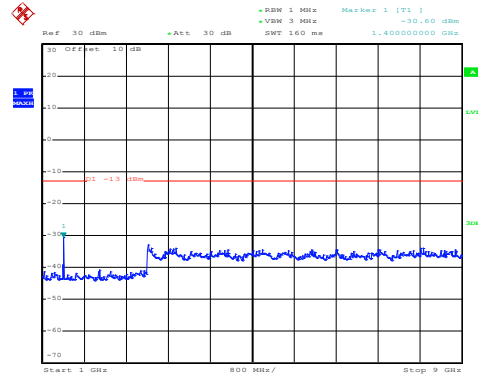
1GHz~9GHz

### LTE Band 12: QPSK & RB Size 1 BW: 10MHz Lowest channel



Date: 25.MAY.2020 04:26:58

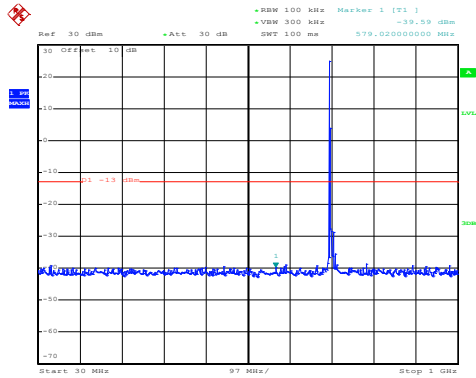
30MHz~1GHz



Date: 25.MAY.2020 04:29:28

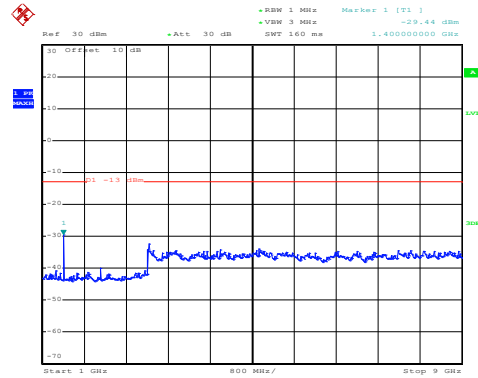
1GHz~9GHz

### Middle channel



Date: 25.MAY.2020 04:27:43

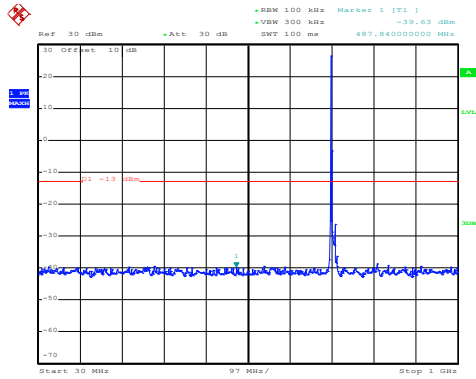
30MHz~1GHz



Date: 25.MAY.2020 04:29:09

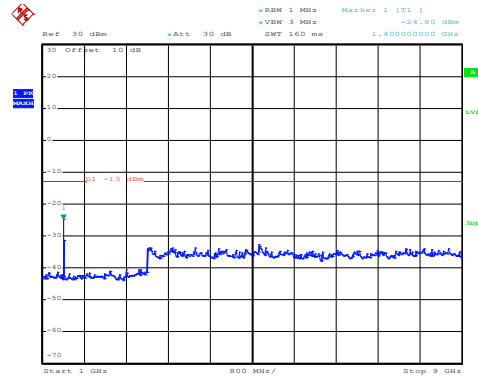
1GHz~9GHz

### High channel



Date: 25.MAY.2020 04:28:23

30MHz~1GHz

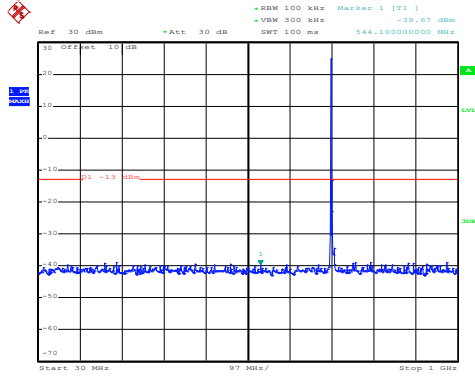


Date: 25.MAY.2020 04:28:51

1GHz~9GHz

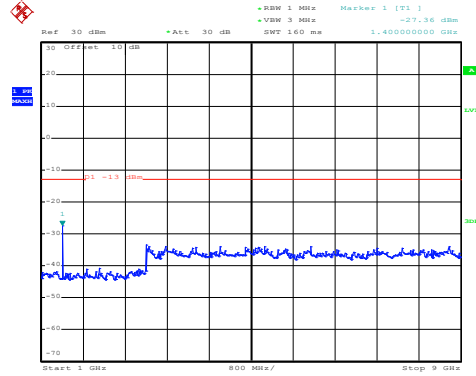
### LTE Band 17 part:

#### LTE Band 17: 16 QAM & RB Size 1 BW: 5MHz Lowest channel



Date: 25.MAY.2020 04:22:19

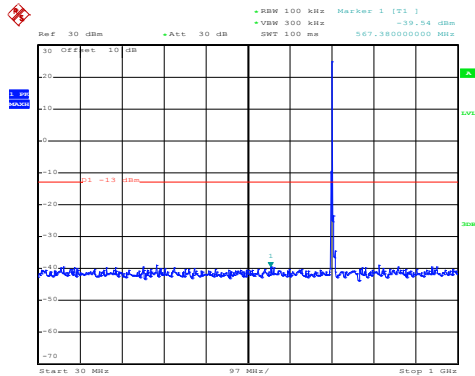
30MHz~1GHz



Date: 25.MAY.2020 04:24:09

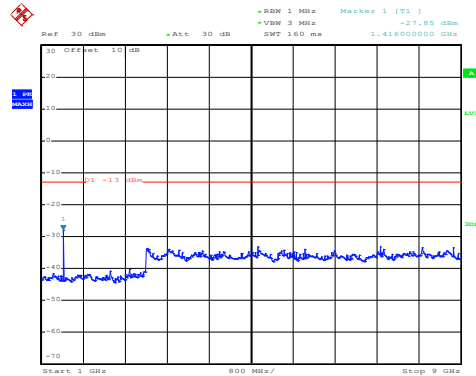
1GHz~9GHz

#### Middle channel



Date: 25.MAY.2020 04:22:45

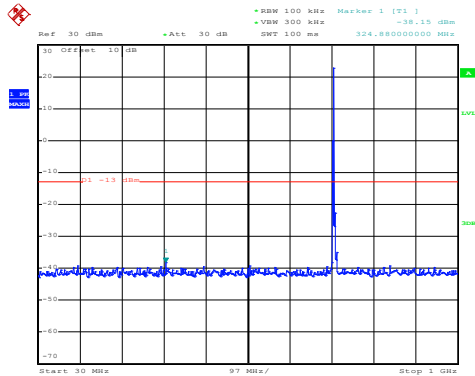
30MHz~1GHz



Date: 25.MAY.2020 04:23:53

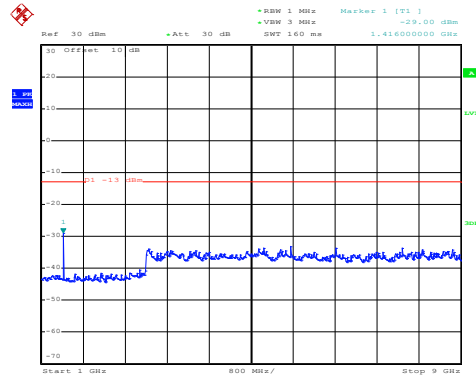
1GHz~9GHz

#### High channel



Date: 25.MAY.2020 04:23:09

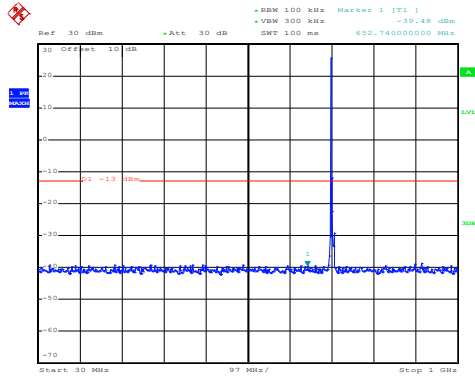
30MHz~1GHz



Date: 25.MAY.2020 04:23:36

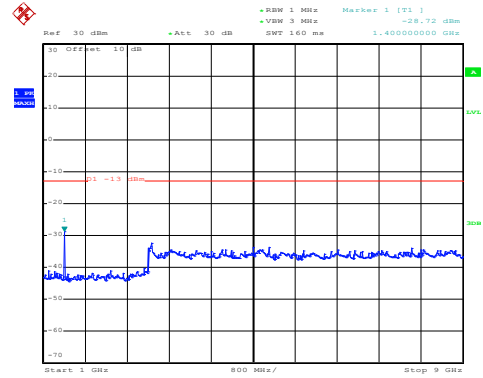
1GHz~9GHz

## LTE Band 17: QPSK & RB Size 1 BW: 5MHz Lowest channel



Date: 25.MAY.2020 04:22:12

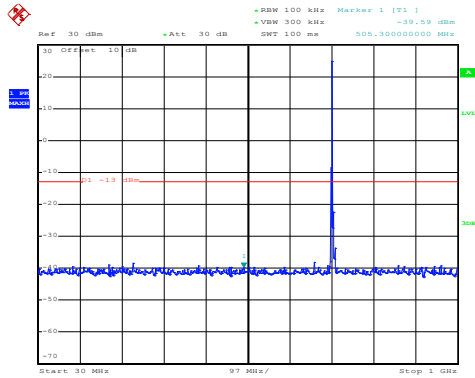
30MHz~1GHz



Date: 25.MAY.2020 04:24:03

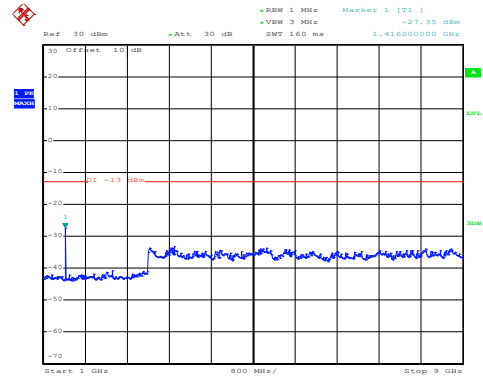
1GHz~9GHz

## Middle channel



Date: 25.MAY.2020 04:22:38

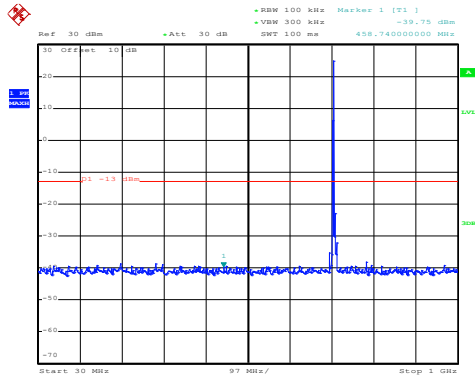
30MHz~1GHz



Date: 25.MAY.2020 04:23:47

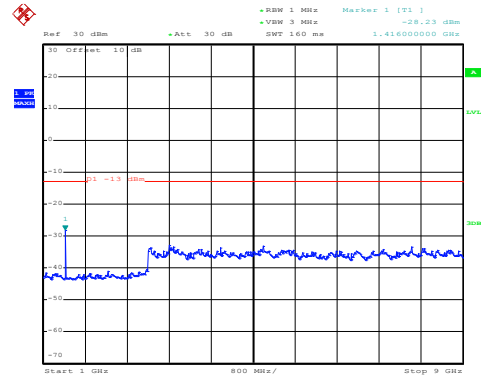
1GHz~9GHz

## High channel



Date: 25.MAY.2020 04:23:00

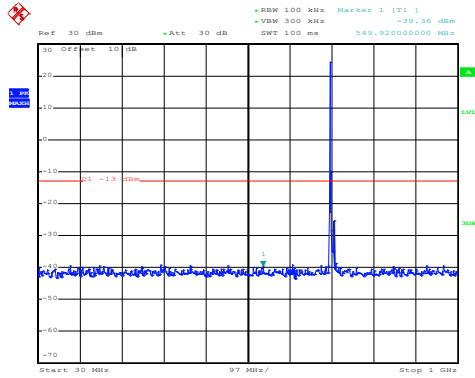
30MHz~1GHz



Date: 25.MAY.2020 04:23:31

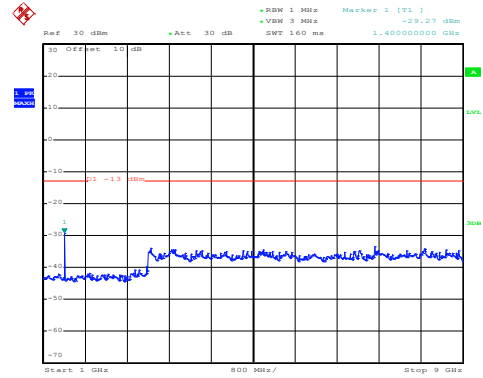
1GHz~9GHz

## LTE Band 17: 16 QAM & RB Size 1 BW: 10MHz Lowest channel



Date: 25.MAY.2020 04:26:31

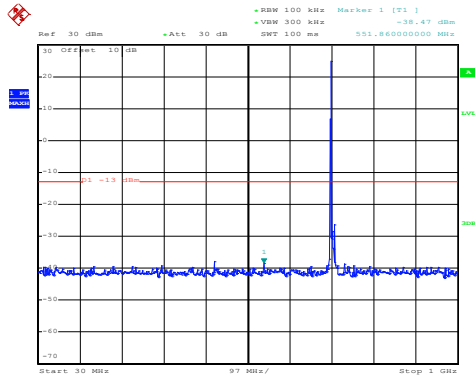
30MHz~1GHz



Date: 25.MAY.2020 04:24:44

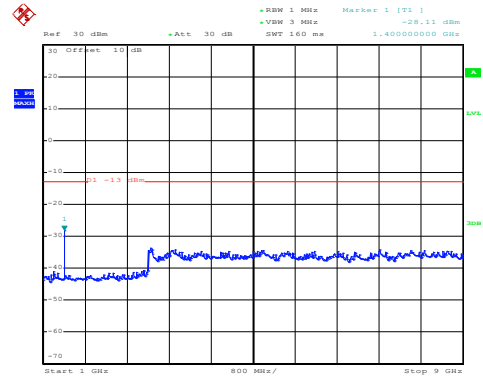
1GHz~9GHz

## Middle channel



Date: 25.MAY.2020 04:26:11

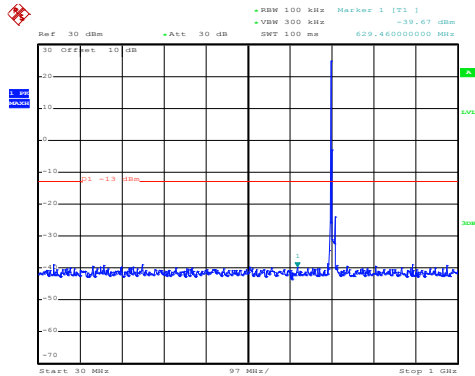
30MHz~1GHz



Date: 25.MAY.2020 04:24:59

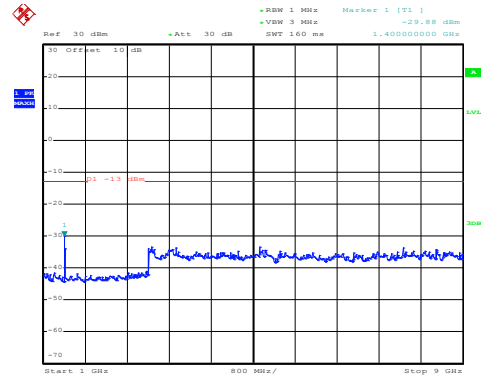
1GHz~9GHz

## High channel



Date: 25.MAY.2020 04:25:46

30MHz~1GHz

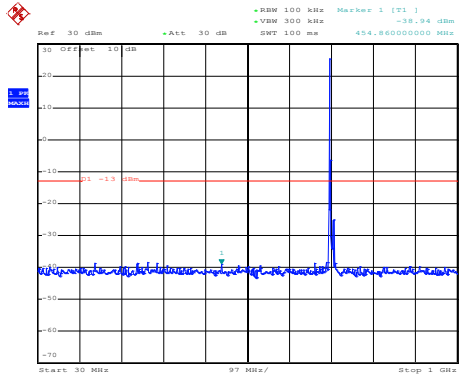


Date: 25.MAY.2020 04:25:17

1GHz~9GHz

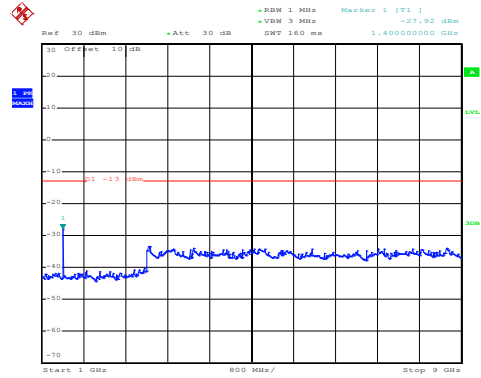


## LTE Band 17: QPSK & RB Size 1 BW: 10MHz Lowest channel



Date: 25.MAY.2020 04:26:23

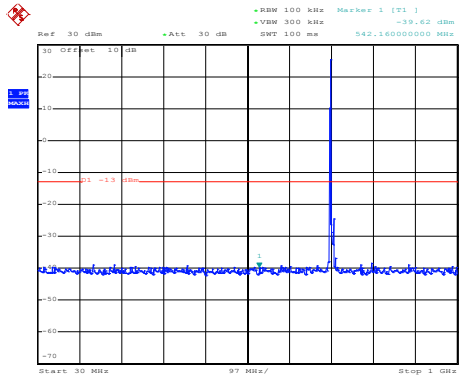
30MHz~1GHz



Date: 25.MAY.2020 04:24:39

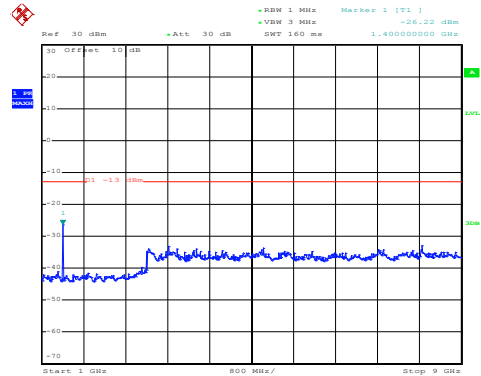
1GHz~9GHz

## Middle channel



Date: 25.MAY.2020 04:26:02

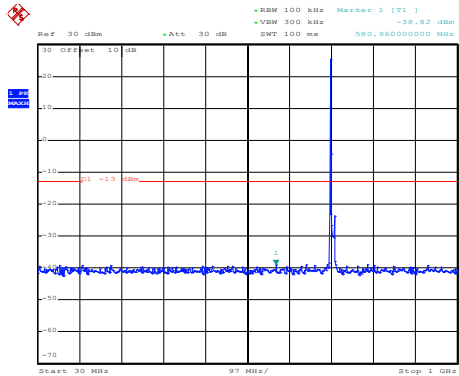
30MHz~1GHz



Date: 25.MAY.2020 04:24:53

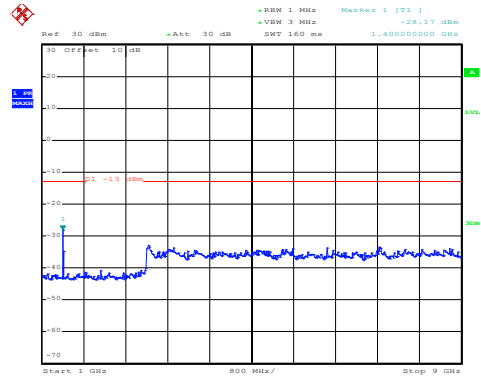
1GHz~9GHz

## High channel



Date: 25.MAY.2020 04:25:38

30MHz~1GHz

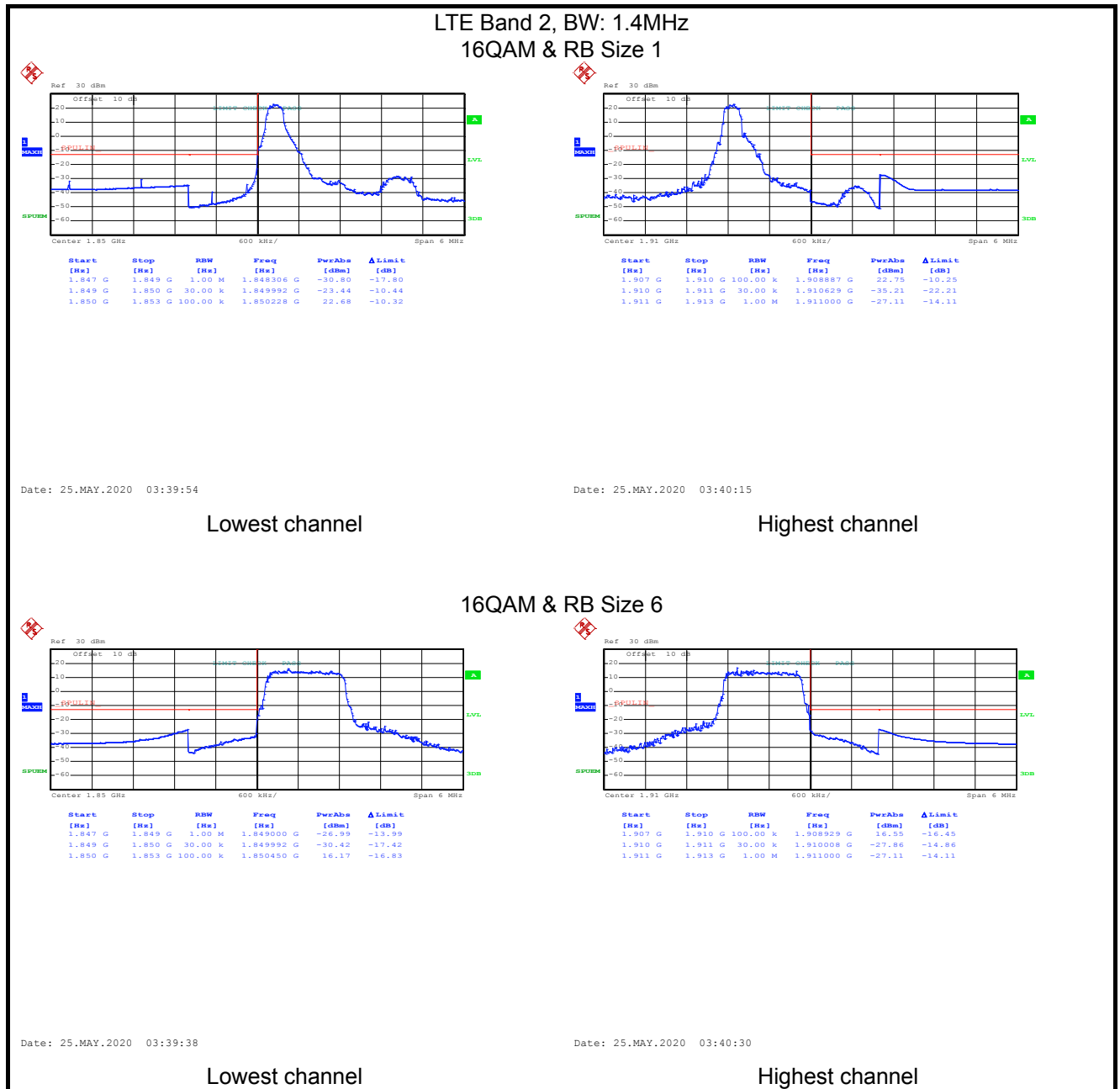


Date: 25.MAY.2020 04:25:11

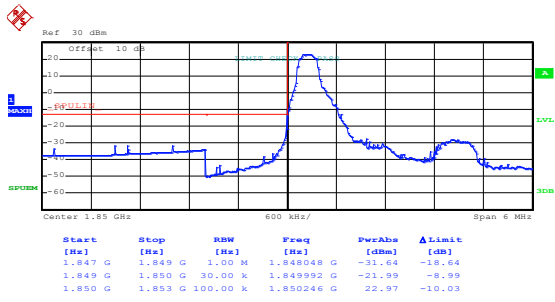
1GHz~9GHz

**Band edge emission:**

**LTE Band 2 part:**

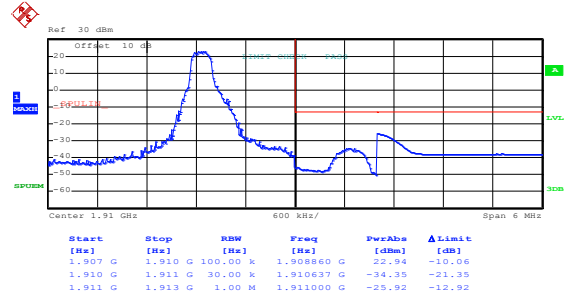


## LTE Band 2, BW: 1.4MHz QPSK & RB Size 1



Date: 25.MAY.2020 03:39:45

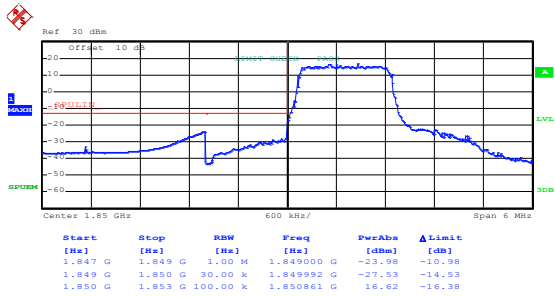
Lowest channel



Date: 25.MAY.2020 03:40:07

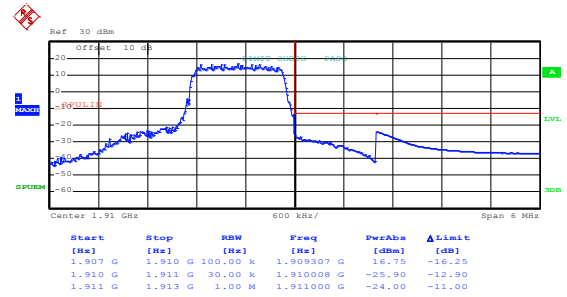
Highest channel

## QPSK & RB Size 6



Date: 25.MAY.2020 03:39:31

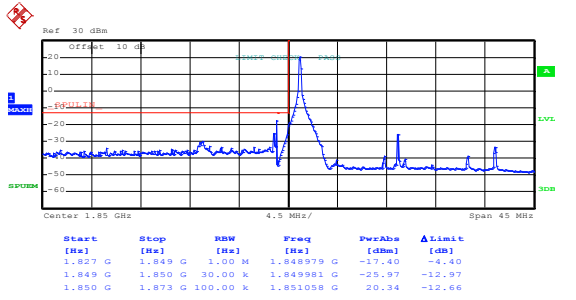
Lowest channel



Date: 25.MAY.2020 03:40:23

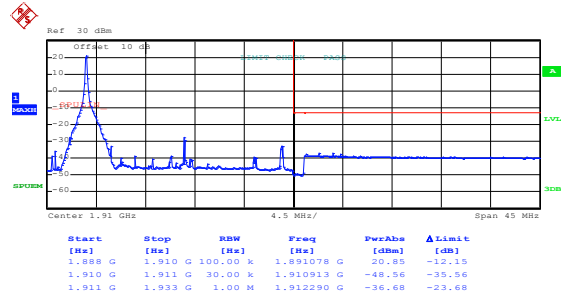
Highest channel

## LTE Band 2, BW: 20MHz 16QAM & RB Size 1



Date: 25.MAY.2020 04:03:41

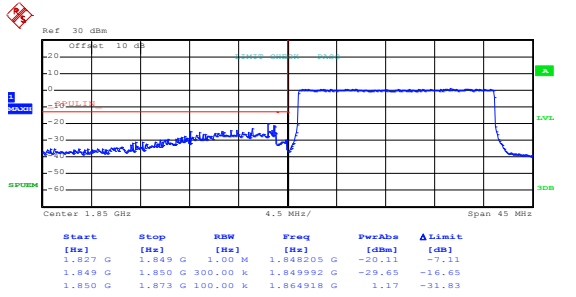
Lowest channel



Date: 25.MAY.2020 04:04:27

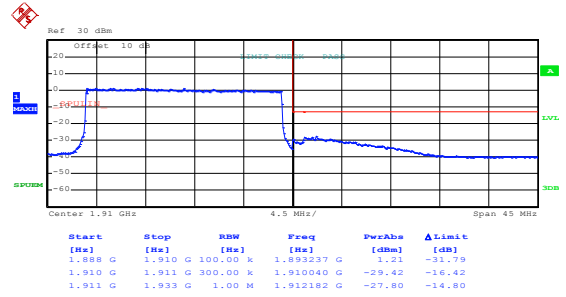
Highest channel

## 16QAM & RB Size 100



Date: 25.MAY.2020 04:04:03

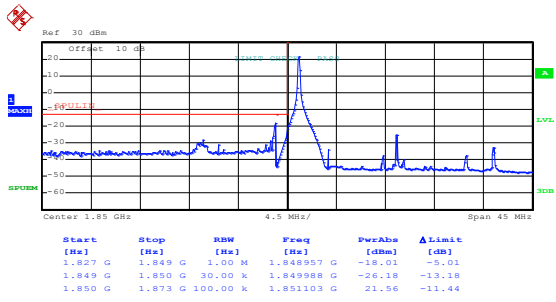
Lowest channel



Date: 25.MAY.2020 04:04:45

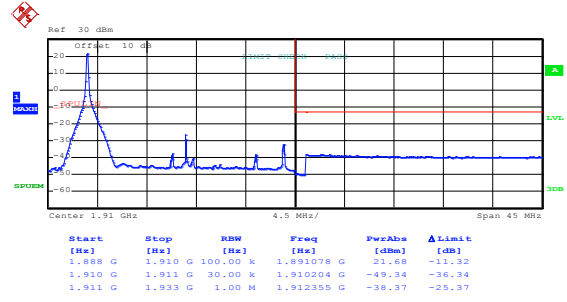
Highest channel

## LTE Band 2, BW: 20MHz QPSK & RB Size 1



Date: 25.MAY.2020 04:03:34

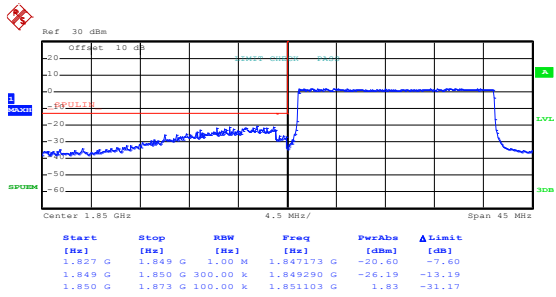
Lowest channel



Date: 25.MAY.2020 04:04:18

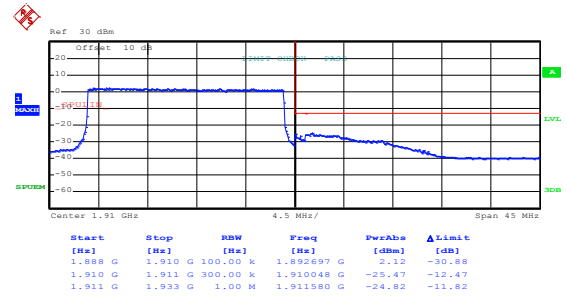
Highest channel

## QPSK & RB Size 100



Date: 25.MAY.2020 04:03:58

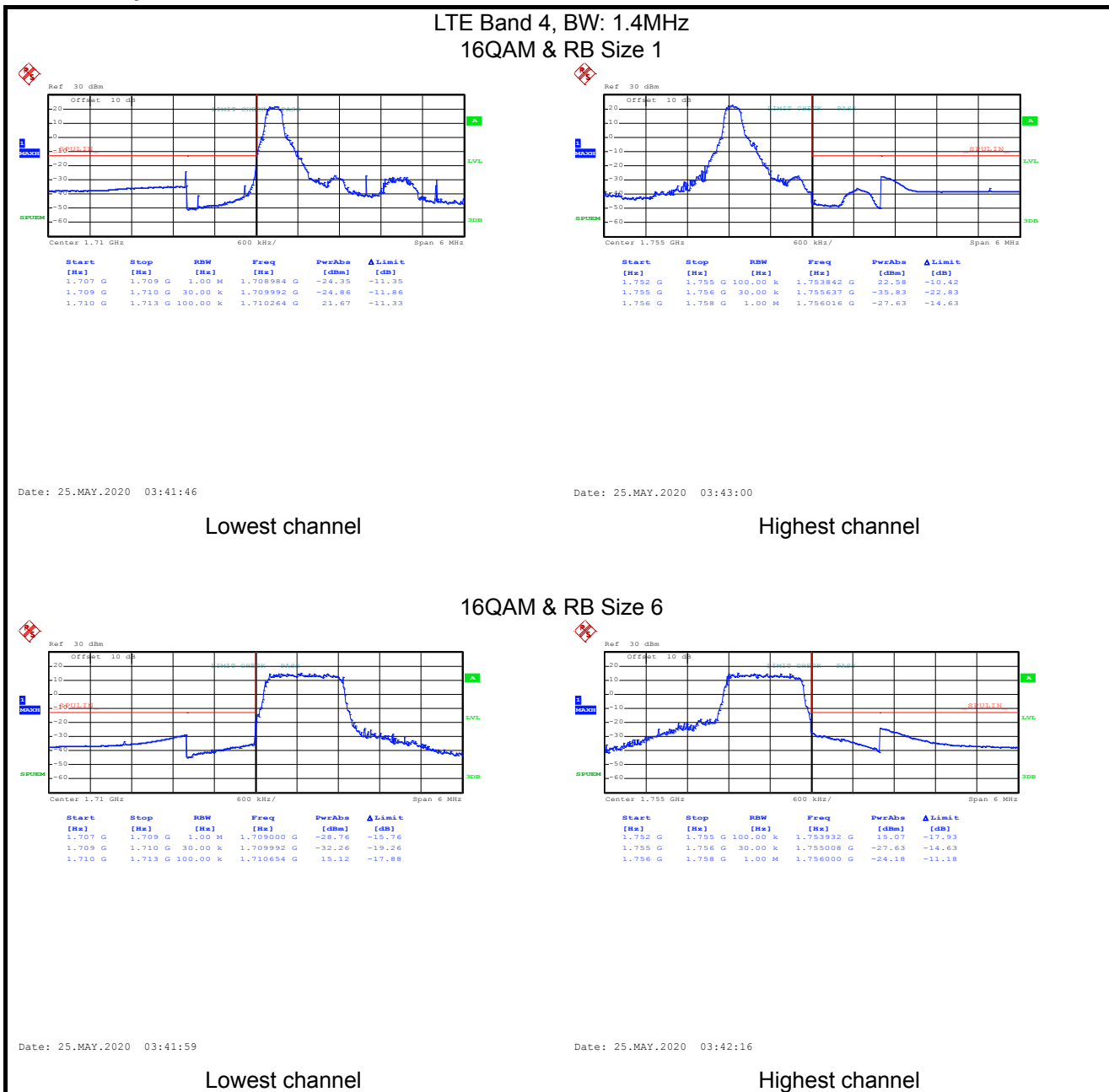
Lowest channel



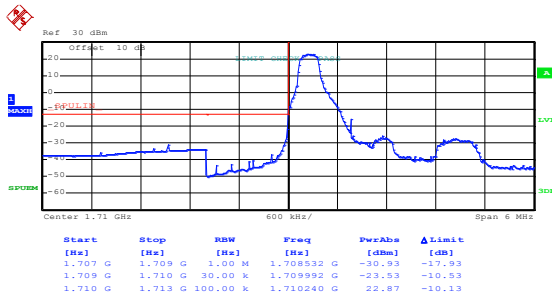
Date: 25.MAY.2020 04:04:41

Highest channel

LTE Band 4 part:

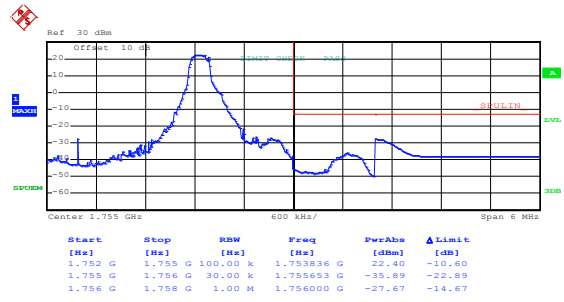


## LTE Band 4, BW: 1.4MHz QPSK & RB Size 1



Date: 25.MAY.2020 03:41:39

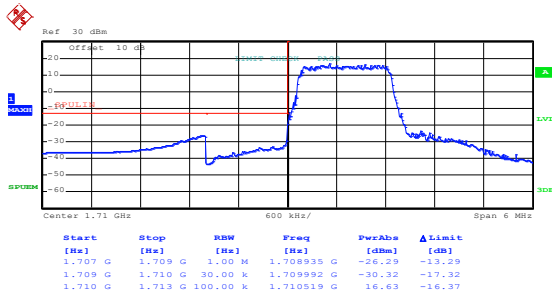
Lowest channel



Date: 25.MAY.2020 03:42:22

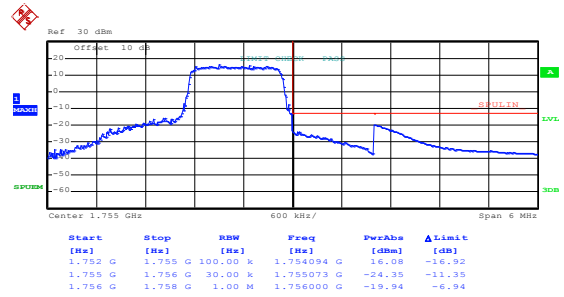
Highest channel

## QPSK & RB Size 6



Date: 25.MAY.2020 03:41:54

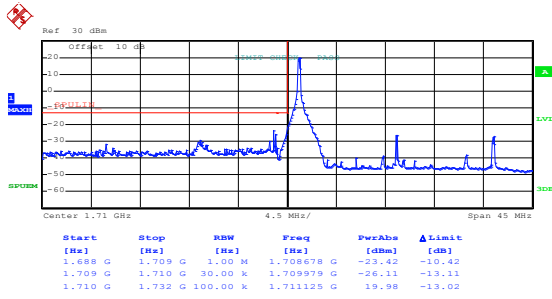
Lowest channel



Date: 25.MAY.2020 03:42:11

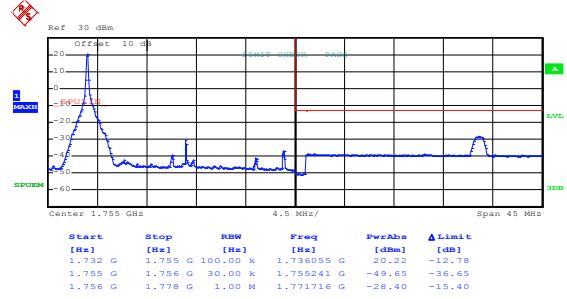
Highest channel

## LTE Band 4, BW: 20MHz 16QAM & RB Size 1



Date: 25.MAY.2020 04:07:12

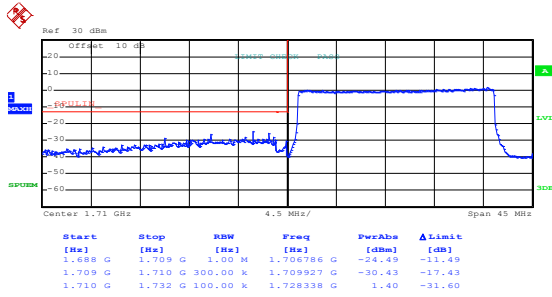
Lowest channel



Date: 25.MAY.2020 04:07:58

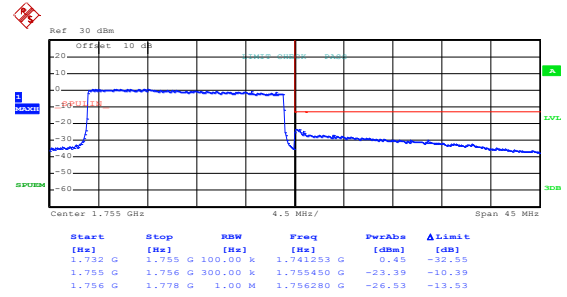
Highest channel

## 16QAM & RB Size 100



Date: 25.MAY.2020 04:07:35

Lowest channel

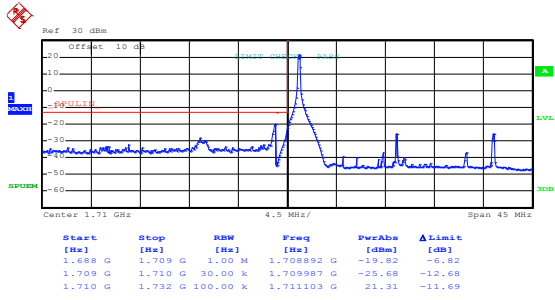


Date: 25.MAY.2020 04:08:15

Highest channel

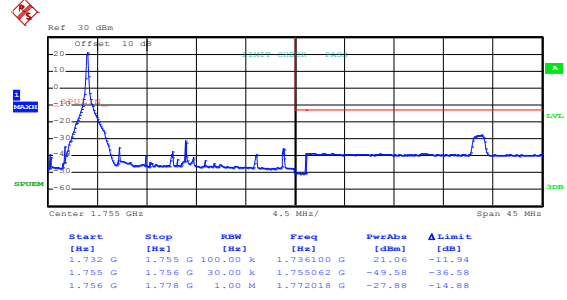


## LTE Band 4, BW: 20MHz QPSK & RB Size 1



Date: 25.MAY.2020 04:07:06

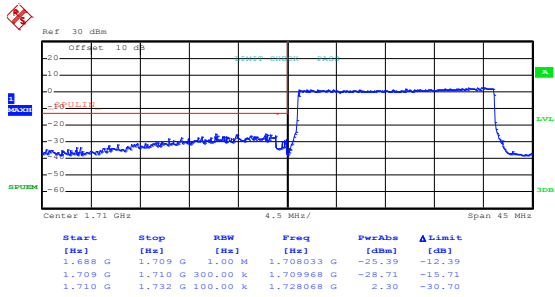
Lowest channel



Date: 25.MAY.2020 04:07:51

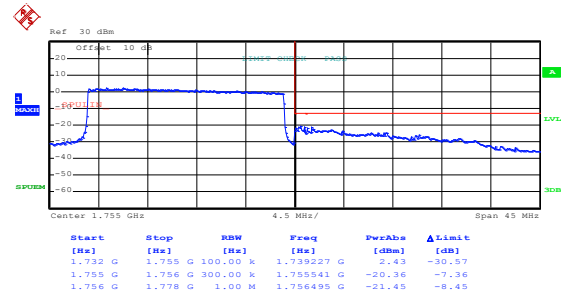
Highest channel

## QPSK & RB Size 100



Date: 25.MAY.2020 04:07:30

Lowest channel

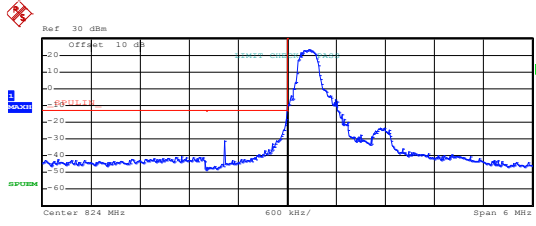


Date: 25.MAY.2020 04:08:11

Highest channel

LTE Band 5 part:

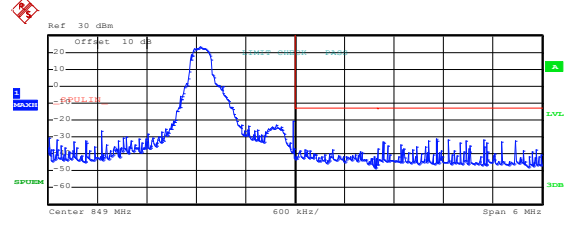
LTE Band 5, BW: 1.4MHz  
16QAM & RB Size 1



Start [Hz]	Stop [Hz]	RBW [Hz]	Freq [Hz]	PwrAbs [dBm]	ΔLimit [dB]
821.000 M	823.000 M	100.00 k	822.702000 M	-40.57	-27.57
823.000 M	824.000 M	30.00 k	823.996000 M	-18.26	-5.26
824.000 M	827.000 M	100.00 k	824.264000 M	23.55	-9.45

Date: 25.MAY.2020 03:43:43

Lowest channel

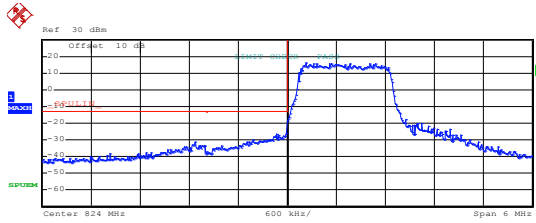


Start [Hz]	Stop [Hz]	RBW [Hz]	Freq [Hz]	PwrAbs [dBm]	ΔLimit [dB]
846.000 M	849.000 M	100.00 k	847.851000 M	23.36	-9.64
849.000 M	850.000 M	30.00 k	849.452000 M	-37.51	-24.51
850.000 M	852.000 M	100.00 k	850.710000 M	-31.21	-18.21

Date: 25.MAY.2020 03:44:48

Highest channel

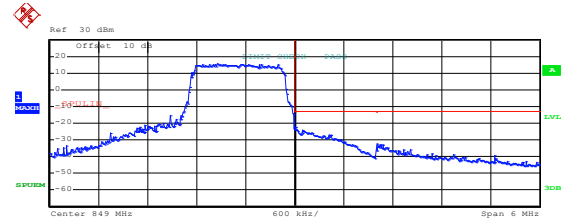
16QAM & RB Size 6



Start [Hz]	Stop [Hz]	RBW [Hz]	Freq [Hz]	PwrAbs [dBm]	ΔLimit [dB]
821.000 M	823.000 M	100.00 k	822.870000 M	-31.32	-18.32
823.000 M	824.000 M	30.00 k	823.996000 M	-25.58	-12.58
824.000 M	827.000 M	100.00 k	824.228000 M	16.14	-16.86

Date: 25.MAY.2020 03:43:54

Lowest channel

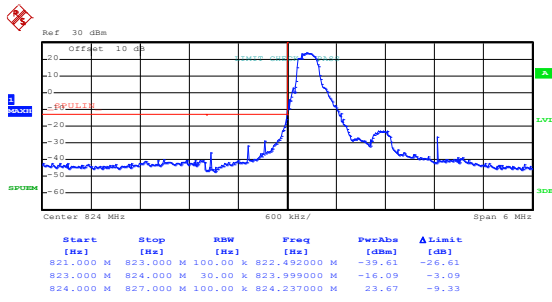


Start [Hz]	Stop [Hz]	RBW [Hz]	Freq [Hz]	PwrAbs [dBm]	ΔLimit [dB]
846.000 M	849.000 M	100.00 k	848.032000 M	15.43	-17.57
849.000 M	850.000 M	30.00 k	849.006000 M	-22.50	-9.50
850.000 M	852.000 M	100.00 k	850.004000 M	-32.38	-19.38

Date: 25.MAY.2020 03:44:28

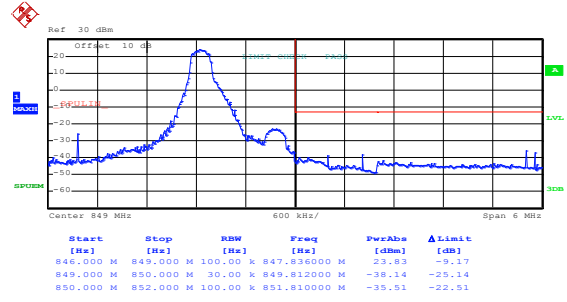
Highest channel

## LTE Band 5, BW: 1.4MHz QPSK & RB Size 1



Date: 25.MAY.2020 03:43:37

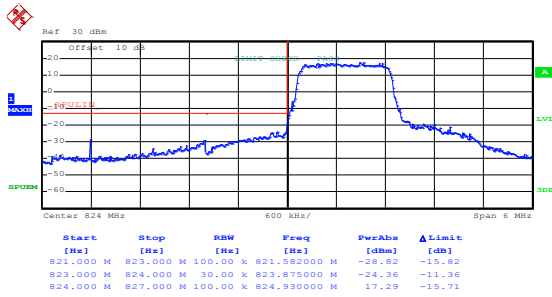
Lowest channel



Date: 25.MAY.2020 03:44:35

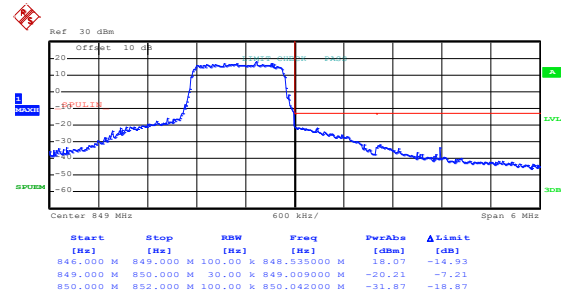
Highest channel

## QPSK & RB Size 6



Date: 25.MAY.2020 03:43:50

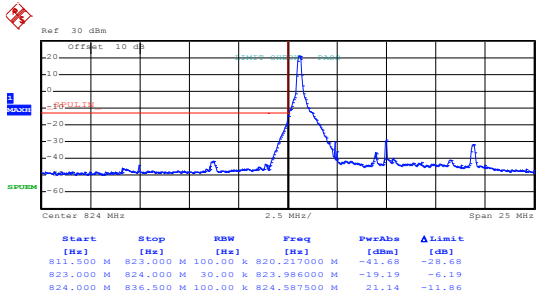
Lowest channel



Date: 25.MAY.2020 03:44:16

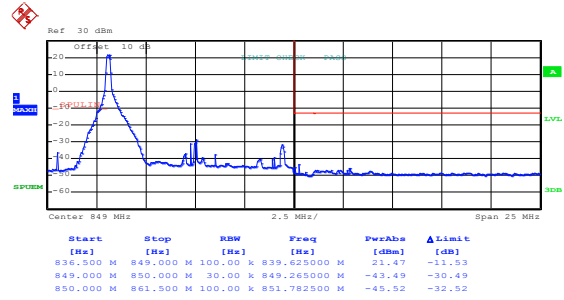
Highest channel

## LTE Band 5, BW: 10MHz 16QAM & RB Size 1



Date: 25.MAY.2020 03:52:59

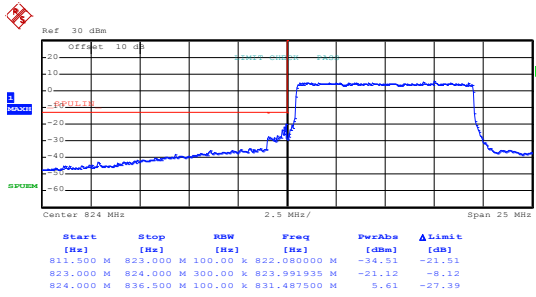
Lowest channel



Date: 25.MAY.2020 03:53:38

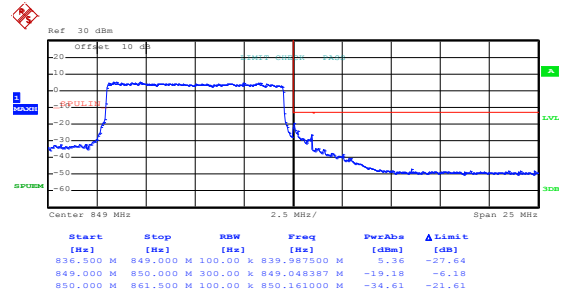
Highest channel

## 16QAM & RB Size 50



Date: 25.MAY.2020 03:53:19

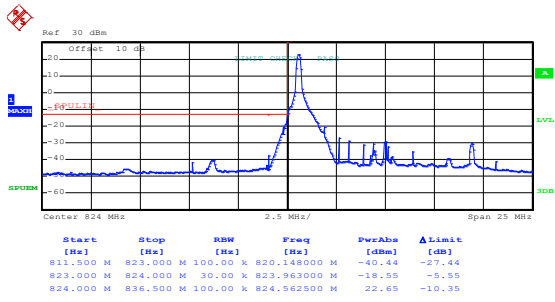
Lowest channel



Date: 25.MAY.2020 03:53:58

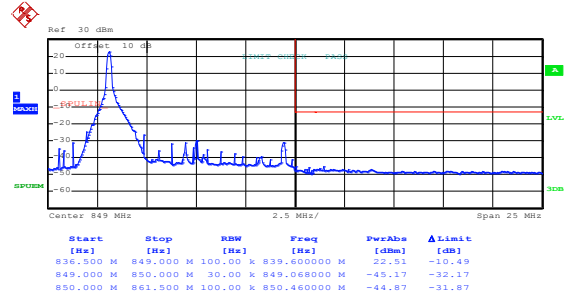
Highest channel

## LTE Band 5, BW: 10MHz QPSK & RB Size 1



Date: 25.MAY.2020 03:52:53

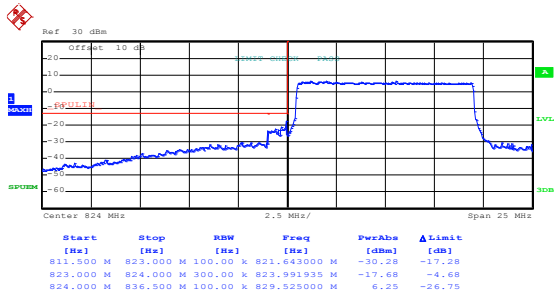
Lowest channel



Date: 25.MAY.2020 03:53:32

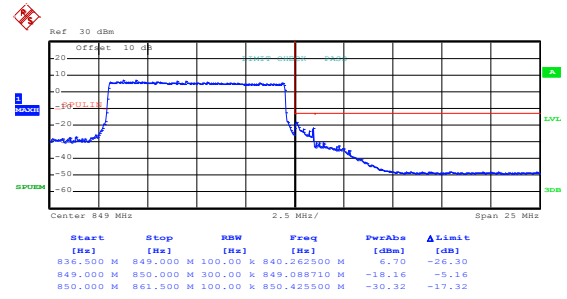
Highest channel

## QPSK & RB Size 50



Date: 25.MAY.2020 03:53:14

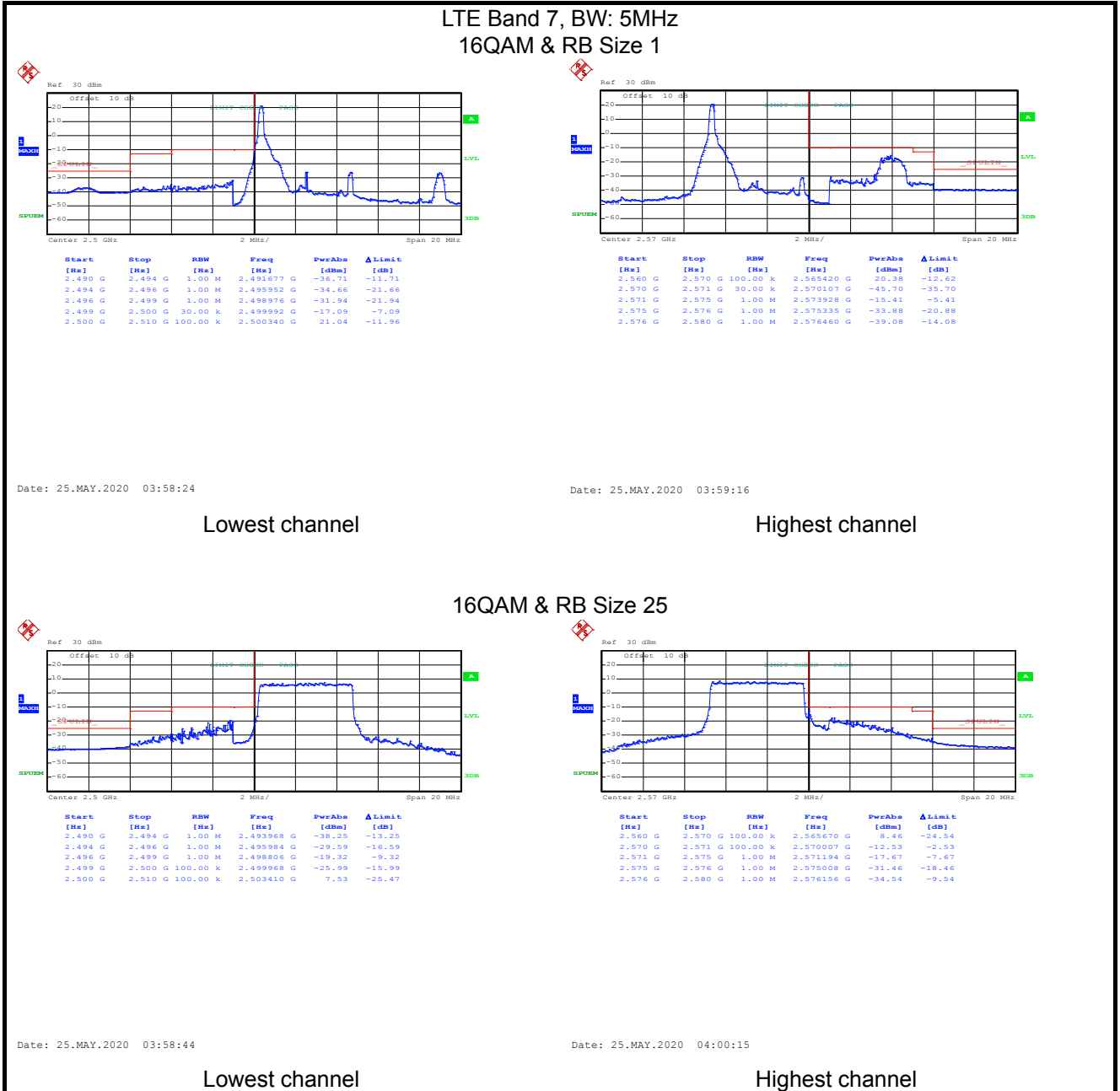
Lowest channel



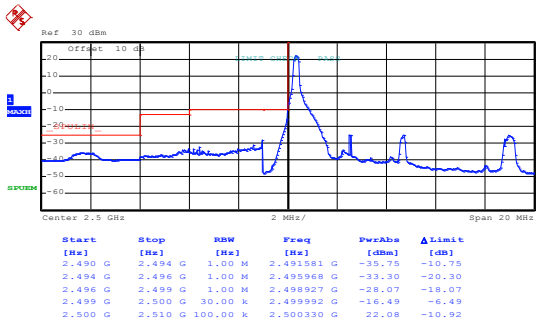
Date: 25.MAY.2020 03:53:54

Highest channel

LTE Band 7 part:

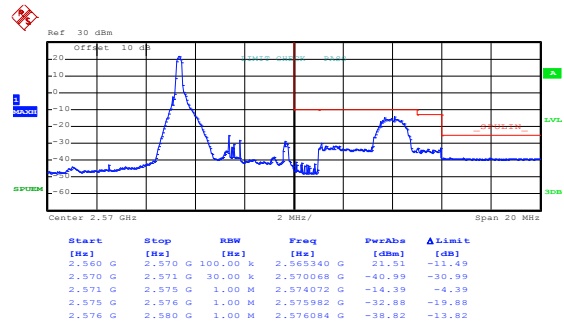


## LTE Band 7, BW: 5MHz QPSK & RB Size 1



Date: 25.MAY.2020 03:58:18

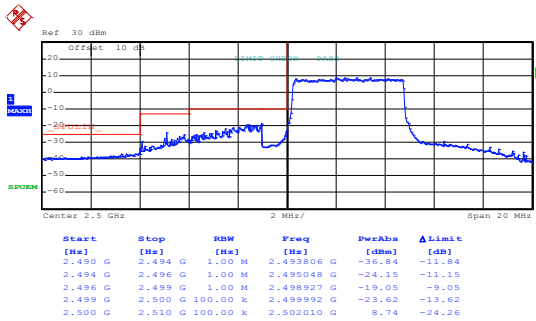
Lowest channel



Date: 25.MAY.2020 03:59:08

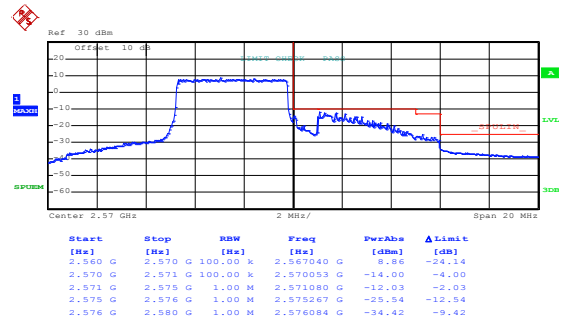
Highest channel

## QPSK & RB Size 25



Date: 25.MAY.2020 03:58:38

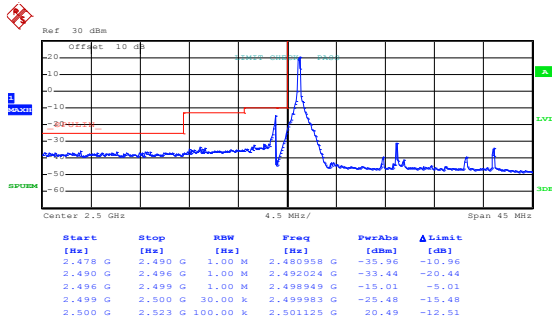
Lowest channel



Date: 25.MAY.2020 03:59:42

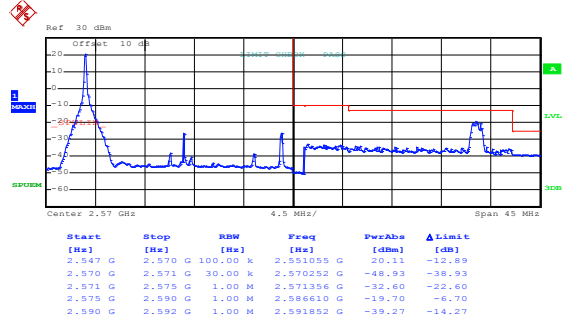
Highest channel

## LTE Band 7, BW: 20MHz 16QAM & RB Size 1



Date: 25.MAY.2020 04:01:17

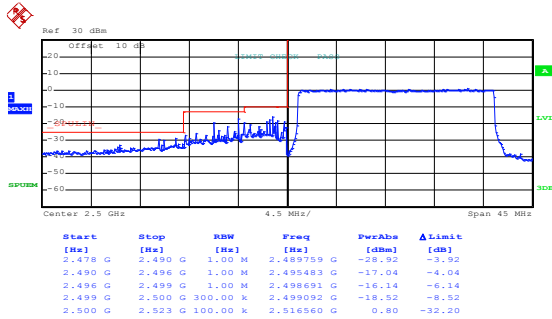
Lowest channel



Date: 25.MAY.2020 04:01:43

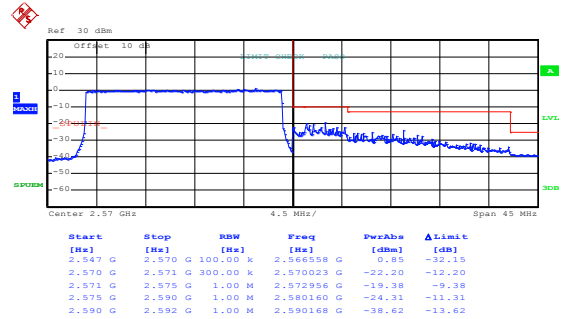
Highest channel

## 16QAM & RB Size 100



Date: 25.MAY.2020 04:02:44

Lowest channel

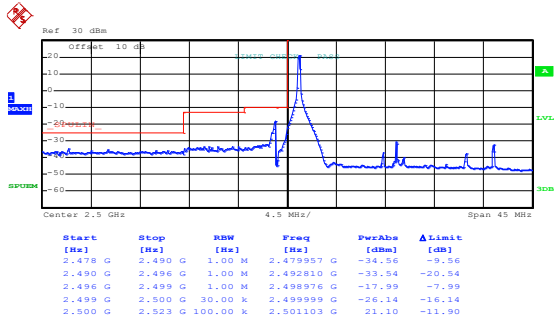


Date: 25.MAY.2020 04:02:22

Highest channel

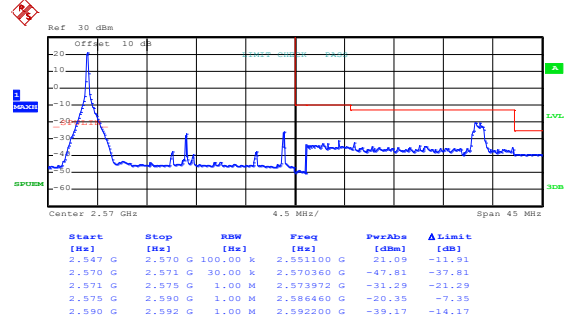


## LTE Band 7, BW: 20MHz QPSK & RB Size 1



Date: 25.MAY.2020 04:01:11

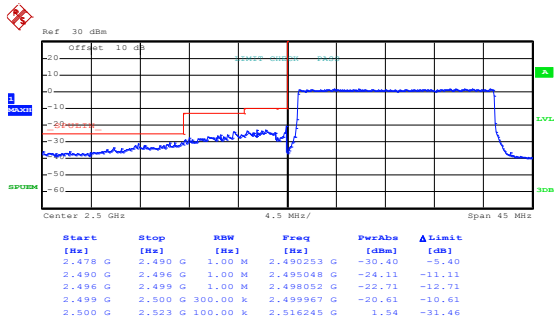
Lowest channel



Date: 25.MAY.2020 04:01:34

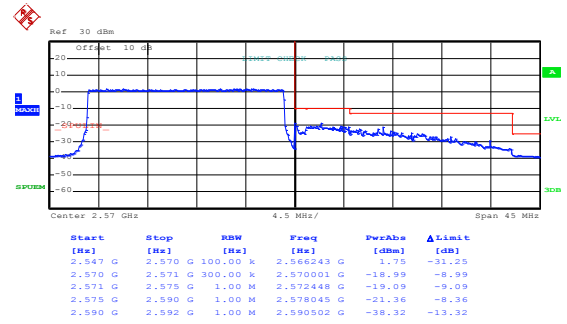
Highest channel

## QPSK & RB Size 100



Date: 25.MAY.2020 04:02:37

Lowest channel

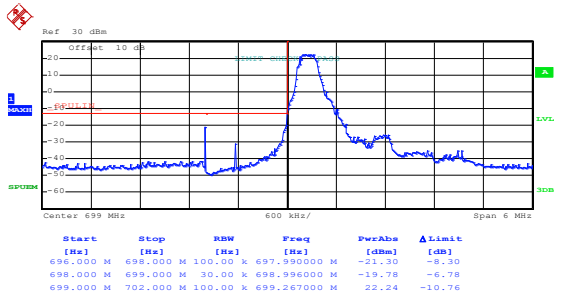


Date: 25.MAY.2020 04:02:15

Highest channel

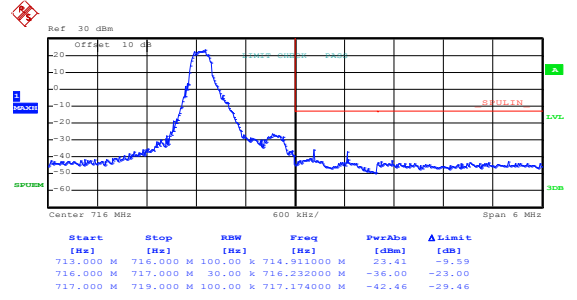
LTE band 12 part:

LTE Band 12, BW: 1.4MHz  
16QAM & RB Size 1



Date: 25.MAY.2020 03:45:22

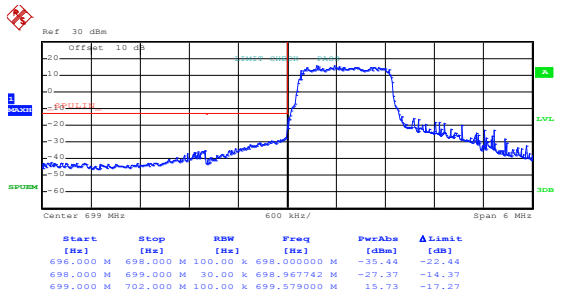
Lowest channel



Date: 25.MAY.2020 03:46:34

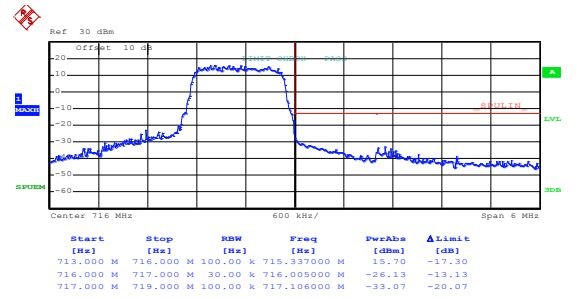
Highest channel

16QAM & RB Size 6



Date: 25.MAY.2020 03:45:56

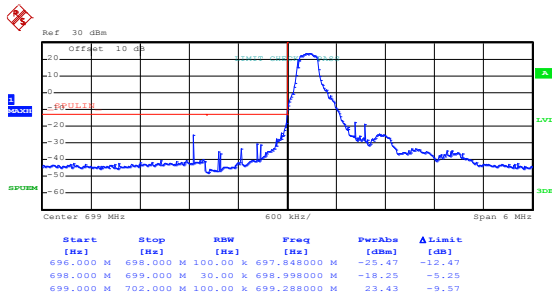
Lowest channel



Date: 25.MAY.2020 03:46:19

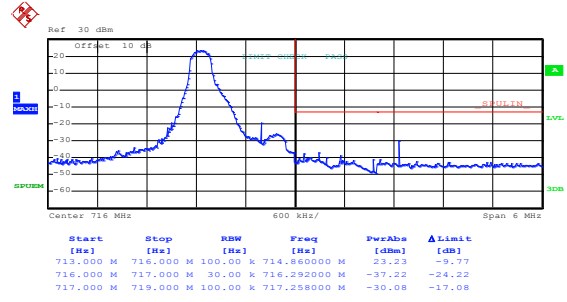
Highest channel

## LTE Band 12, BW: 1.4MHz QPSK & RB Size 1



Date: 25.MAY.2020 03:45:17

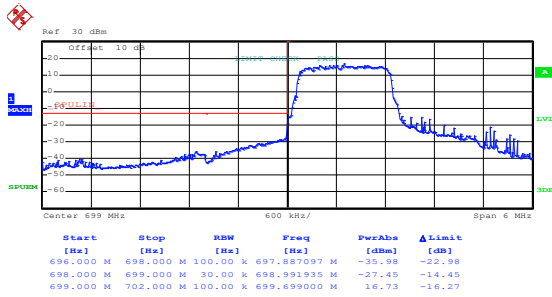
Lowest channel



Date: 25.MAY.2020 03:46:28

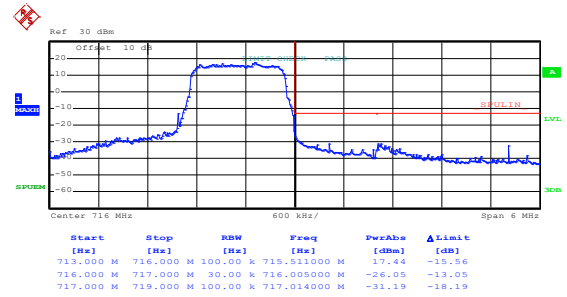
Highest channel

## QPSK & RB Size 6



Date: 25.MAY.2020 03:45:51

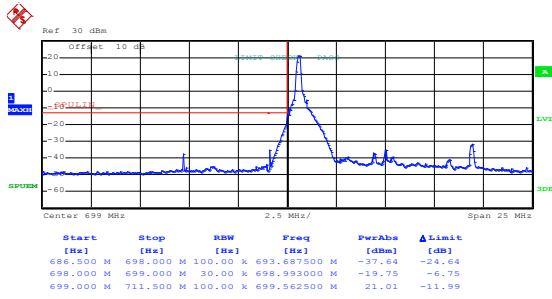
Lowest channel



Date: 25.MAY.2020 03:46:15

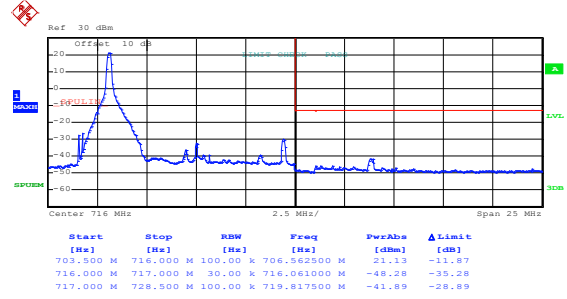
Highest channel

## LTE Band 12, BW: 10MHz 16QAM & RB Size 1



Date: 25.MAY.2020 03:47:56

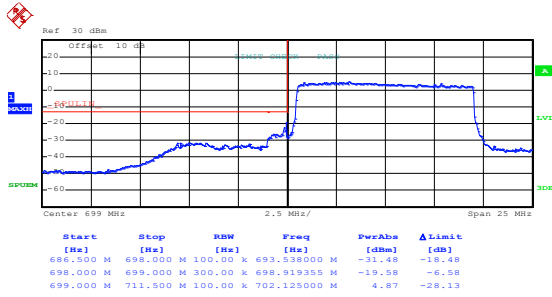
Lowest channel



Date: 25.MAY.2020 03:49:06

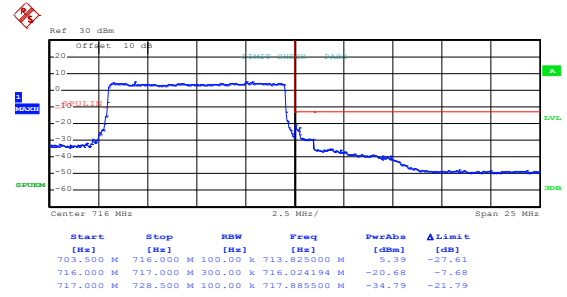
Highest channel

## 16QAM & RB Size 50



Date: 25.MAY.2020 03:48:30

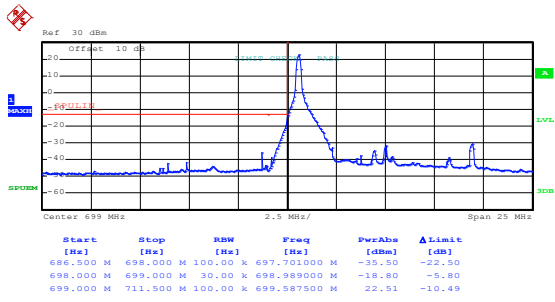
Lowest channel



Date: 25.MAY.2020 03:49:26

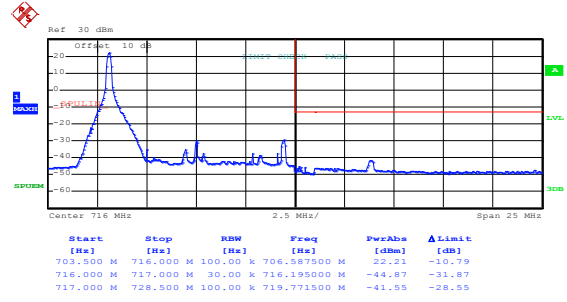
Highest channel

## LTE Band 12, BW: 10MHz QPSK & RB Size 1



Date: 25.MAY.2020 03:47:50

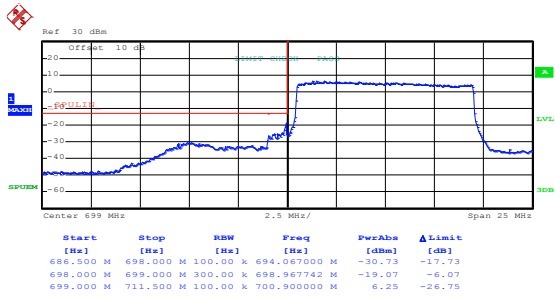
Lowest channel



Date: 25.MAY.2020 03:48:58

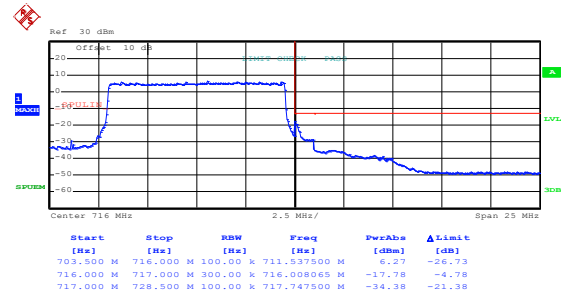
Highest channel

## QPSK & RB Size 50



Date: 25.MAY.2020 03:48:25

Lowest channel

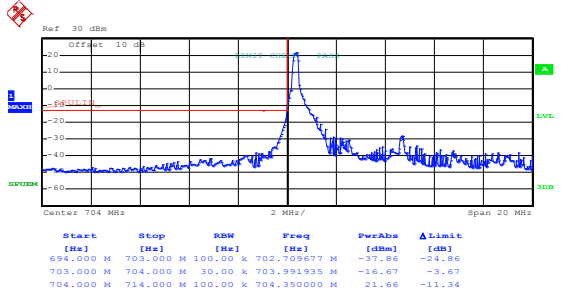


Date: 25.MAY.2020 03:49:21

Highest channel

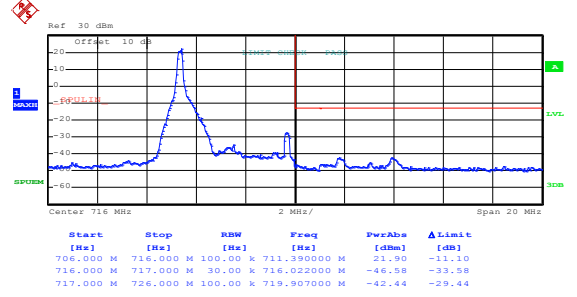
LTE Band 17 part:

LTE Band 17, BW: 5MHz  
16QAM & RB Size 1



Date: 25.MAY.2020 03:55:20

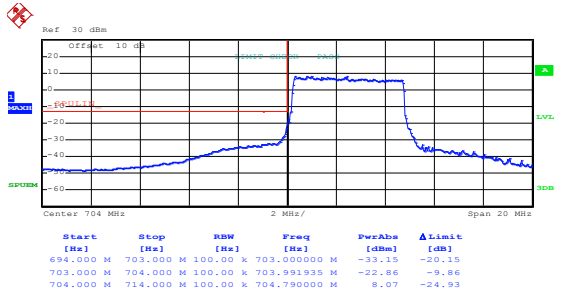
Lowest channel



Date: 25.MAY.2020 03:56:11

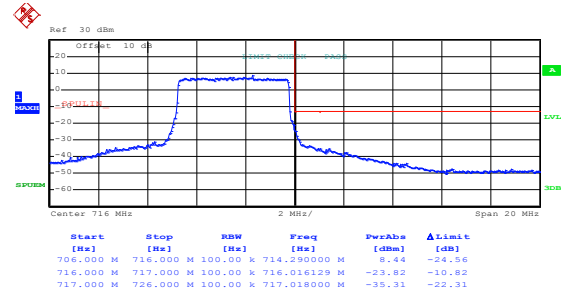
Highest channel

16QAM & RB Size 25



Date: 25.MAY.2020 03:55:39

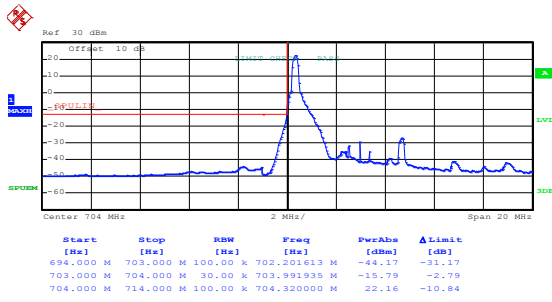
Lowest channel



Date: 25.MAY.2020 03:56:39

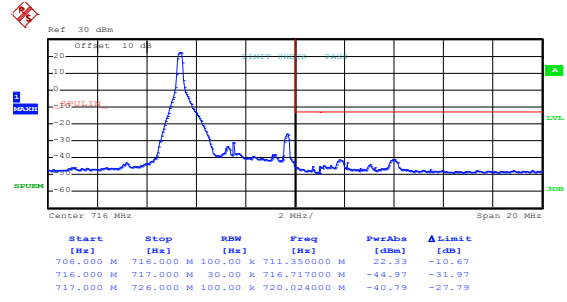
Highest channel

## LTE Band 17, BW: 5MHz QPSK & RB Size 1



Date: 25.MAY.2020 03:55:14

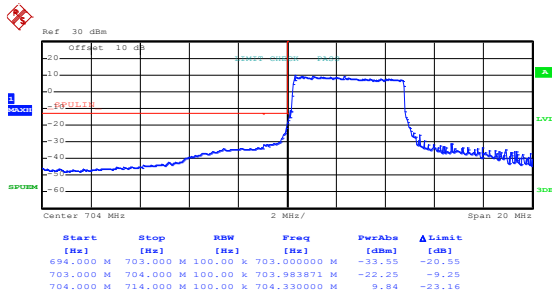
Lowest channel



Date: 25.MAY.2020 03:56:06

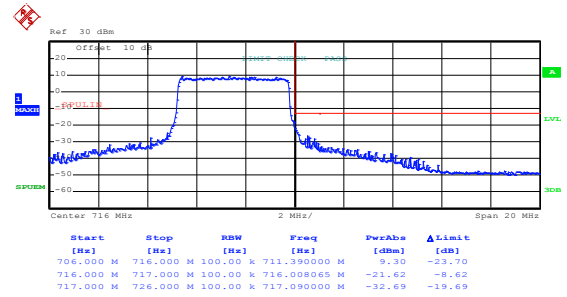
Highest channel

## QPSK & RB Size 25



Date: 25.MAY.2020 03:55:34

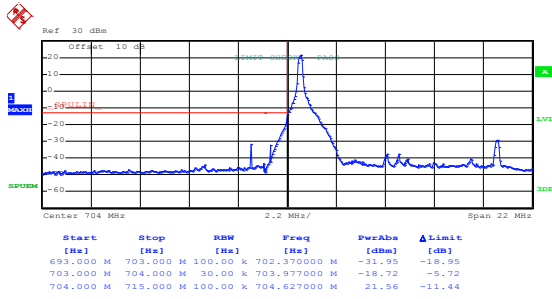
Lowest channel



Date: 25.MAY.2020 03:56:34

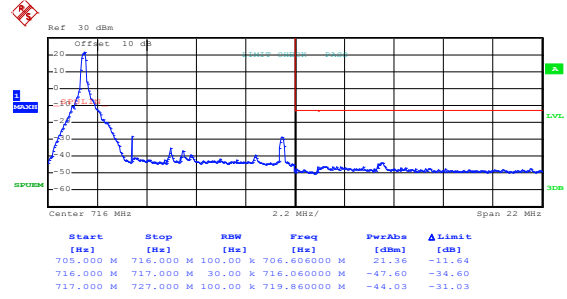
Highest channel

## LTE Band 17, BW: 10MHz 16QAM & RB Size 1



Date: 25.MAY.2020 03:50:23

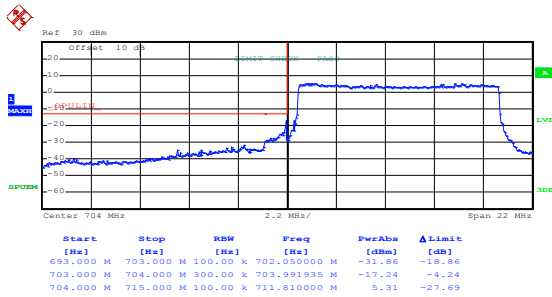
Lowest channel



Date: 25.MAY.2020 03:51:24

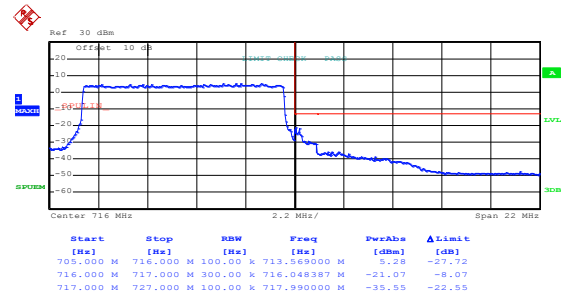
Highest channel

## 16QAM & RB Size 50



Date: 25.MAY.2020 03:50:44

Lowest channel

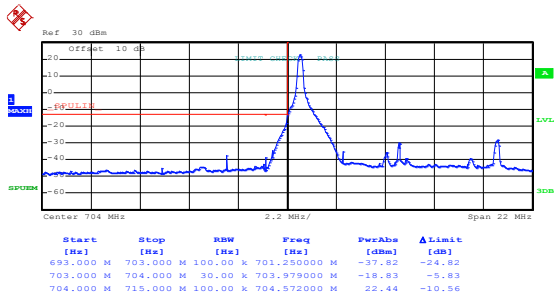


Date: 25.MAY.2020 03:52:24

Highest channel

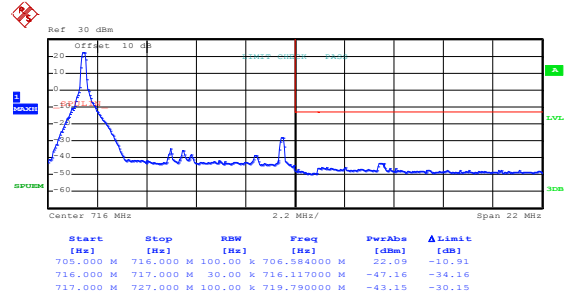


## LTE Band 17, BW: 10MHz QPSK & RB Size 1



Date: 25.MAY.2020 03:50:17

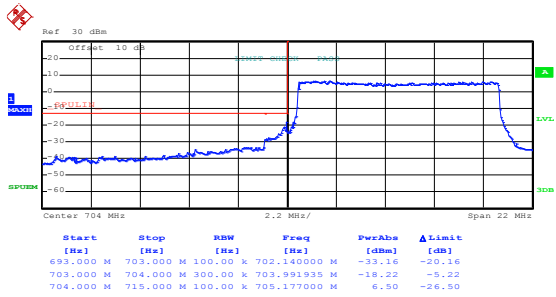
Lowest channel



Date: 25.MAY.2020 03:51:17

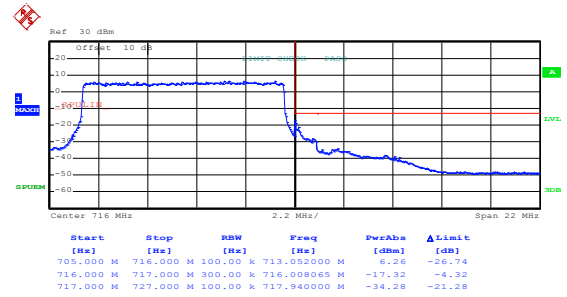
Highest channel

## QPSK & RB Size 50



Date: 25.MAY.2020 03:50:39

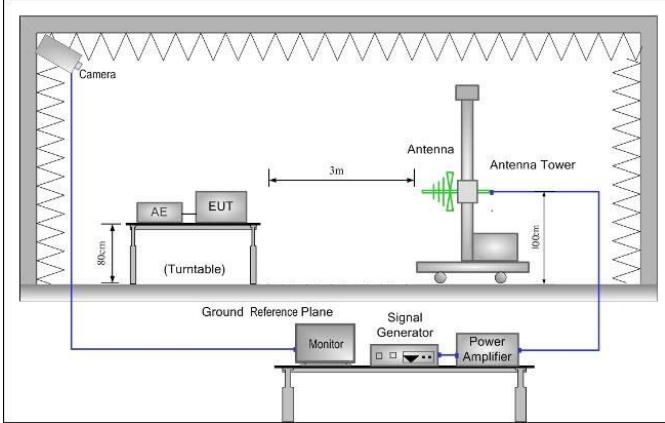
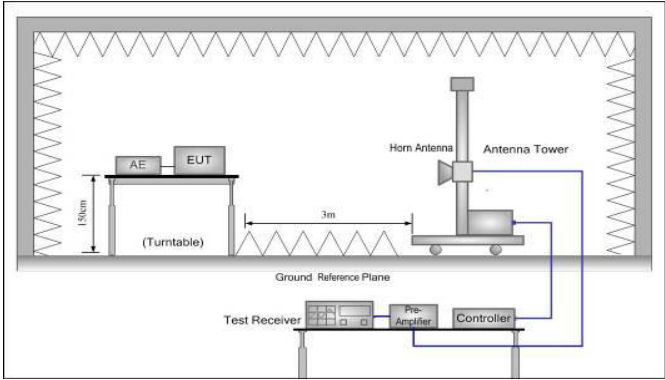
Lowest channel



Date: 25.MAY.2020 03:52:18

Highest channel

## 6.5 Field strength of spurious radiation measurement

<p>Test Requirement:</p>	<p>Part 22.917(a), Part 24.238 (a), Part 27.53(g), Part 27.53(m), Part 27.53(h)</p>
<p>Limit:</p>	<p>LTE Band 2 &amp; 4 &amp; 5 &amp; 12 &amp; 17:          The power of any emission outside a licensee's frequency block shall be attenuated below the transmitter power (P) in watts by at least <math>43 + 10 \log_{10}(P)</math> dB (-13 dBm).          LTE Band 7:          For mobile digital stations, the attenuation factor shall be not less than <math>40 + 10 \log (P)</math> dB on all frequencies between the channel edge and 5 megahertz from the channel edge, <math>43 + 10 \log (P)</math> dB on all frequencies between 5 megahertz and X megahertz from the channel edge, and <math>55 + 10 \log (P)</math> dB on all frequencies more than X megahertz from the channel edge, where X is the greater of 6 megahertz or the actual emission bandwidth as defined in paragraph (m)(6) of this section. In addition, the attenuation factor shall not be less that <math>43 + 10 \log (P)</math> dB on all frequencies between 2490.5 MHz and 2496 MHz and <math>55 + 10 \log (P)</math> dB at or below 2490.5 MHz.</p>
<p>Test setup:</p>	<p>Below 1GHz</p>  <p>Above 1GHz</p> 
<p>Test Procedure:</p>	<ol style="list-style-type: none"> <li>1. The EUT was placed on the top of a rotating table 0.8m(below 1GHz)/1.5m(above 1GHz) above the ground at a 3 meter camber. The radiated emission at the fundamental frequency was measured at 3 m with a test antenna and EMI spectrum analyzer.</li> <li>2. During the tests, the antenna height and the EUT azimuth were varied in order to identify the maximum level of emissions from the EUT. This maximization process was repeated with the EUT positioned in each of its three orthogonal orientations.</li> <li>3. The frequency range up to tenth harmonic was investigated for each of three fundamental frequency (low, middle and high channels).</li> </ol>

	<p>Once spurious emission was identified, the power of the emission was determined using the substitution method.</p> <p>4. The spurious emissions attenuation was calculated as the difference between radiated power at the fundamental frequency and the spurious emissions frequency.</p> $\text{ERP / EIRP} = \text{S.G. output (dBm)} + \text{Antenna Gain(dB/dBi)} - \text{Cable Loss (dB)}$
Test Instruments:	Refer to section 5.10 for details
Test mode:	Refer to section 5.3 for details.
Test results:	Passed

**Measurement Data:**

**LTE Band 2 part:**

Band 2 (1.4MHz)							
Lowest channel							
Frequency (MHz)	Level at antenna terminals (dBm)	Substitute antenna gain (dBi)	Cable Loss (dBi)	Spurious Emission level (dBm)	Limit Line (dBm)	Over Limit (dBm)	Polarization
3701.40	-59.25	12.64	0.75	-47.36	-13.00	-34.36	Vertical
5552.10	-55.55	12.76	1.13	-43.92	-13.00	-30.92	Vertical
7402.00	-49.05	11.44	1.63	-39.24	-13.00	-26.24	Vertical
3701.40	-58.97	12.64	0.75	-47.08	-13.00	-34.08	Horizontal
5552.10	-55.36	12.76	1.13	-43.73	-13.00	-30.73	Horizontal
7402.00	-48.95	11.44	1.63	-39.14	-13.00	-26.14	Horizontal
Middle channel							
Frequency (MHz)	Level at antenna terminals (dBm)	Substitute antenna gain (dBi)	Cable Loss (dBi)	Spurious Emission level (dBm)	Limit Line (dBm)	Over Limit (dBm)	Polarization
3760.00	-58.97	12.71	0.79	-47.05	-13.00	-34.05	Vertical
5640.00	-55.48	12.87	1.15	-43.76	-13.00	-30.76	Vertical
7520.00	-49.19	11.48	1.66	-39.37	-13.00	-26.37	Vertical
3760.00	-58.69	12.71	0.79	-46.77	-13.00	-33.77	Horizontal
5640.00	-55.15	12.87	1.15	-43.43	-13.00	-30.43	Horizontal
7520.00	-48.91	11.48	1.66	-39.09	-13.00	-26.09	Horizontal
Highest channel							
Frequency (MHz)	Level at antenna terminals (dBm)	Substitute antenna gain (dBi)	Cable Loss (dBi)	Spurious Emission level (dBm)	Limit Line (dBm)	Over Limit (dBm)	Polarization
3816.60	-59.16	12.78	0.81	-47.19	-13.00	-34.19	Vertical
5724.90	-55.55	12.97	1.19	-43.77	-13.00	-30.77	Vertical
7633.20	-49.14	11.34	1.71	-39.51	-13.00	-26.51	Vertical
3816.60	-58.97	12.78	0.81	-47.00	-13.00	-34.00	Horizontal
5724.90	-55.64	12.97	1.19	-43.86	-13.00	-30.86	Horizontal
7633.20	-48.49	11.34	1.71	-38.86	-13.00	-25.86	Horizontal
<i>Remark:</i>							
<i>The emission levels of below 1 GHz are lower than the limit 20dB and not show in test report.</i>							

Band 2 (20MHz)							
Lowest channel							
Frequency (MHz)	Level at antenna terminals (dBm)	Substitute antenna gain (dBi)	Cable Loss (dBi)	Spurious Emission level (dBm)	Limit Line (dBm)	Over Limit (dBm)	Polarization
3720.00	-59.67	12.66	0.77	-47.78	-13.00	-34.78	Vertical
5580.00	-55.27	12.80	1.15	-43.62	-13.00	-30.62	Vertical
7440.00	-48.81	11.46	1.64	-38.99	-13.00	-25.99	Vertical
3720.00	-59.88	12.66	0.77	-47.99	-13.00	-34.99	Horizontal
5580.00	-55.65	12.80	1.15	-44.00	-13.00	-31.00	Horizontal
7440.00	-48.74	11.46	1.64	-38.92	-13.00	-25.92	Horizontal
Middle channel							
Frequency (MHz)	Level at antenna terminals (dBm)	Substitute antenna gain (dBi)	Cable Loss (dBi)	Spurious Emission level (dBm)	Limit Line (dBm)	Over Limit (dBm)	Polarization
3760.00	-59.30	12.71	0.79	-47.38	-13.00	-34.38	Vertical
5640.00	-55.07	12.87	1.15	-43.35	-13.00	-30.35	Vertical
7520.00	-49.04	11.48	1.66	-39.22	-13.00	-26.22	Vertical
3760.00	-59.48	12.71	0.79	-47.56	-13.00	-34.56	Horizontal
5640.00	-55.69	12.87	1.15	-43.97	-13.00	-30.97	Horizontal
7520.00	-48.74	11.48	1.66	-38.92	-13.00	-25.92	Horizontal
Highest channel							
Frequency (MHz)	Level at antenna terminals (dBm)	Substitute antenna gain (dBi)	Cable Loss (dBi)	Spurious Emission level (dBm)	Limit Line (dBm)	Over Limit (dBm)	Polarization
3800.00	-59.57	12.76	0.79	-47.60	-13.00	-34.60	Vertical
5700.00	-55.60	12.94	1.18	-43.84	-13.00	-30.84	Vertical
7600.00	-48.83	11.38	1.69	-39.14	-13.00	-26.14	Vertical
3800.00	-59.27	12.76	0.79	-47.30	-13.00	-34.30	Horizontal
5700.00	-55.35	12.94	1.18	-43.59	-13.00	-30.59	Horizontal
7600.00	-49.02	11.38	1.69	-39.33	-13.00	-26.33	Horizontal
<p><i>Remark:</i> The emission levels of below 1 GHz are lower than the limit 20dB and not show in test report.</p>							

**LTE Band 4 part:**

Band 4 (1.4MHz)							
Lowest channel							
Frequency (MHz)	Level at antenna terminals (dBm)	Substitute antenna gain (dBi)	Cable Loss (dBi)	Spurious Emission level (dBm)	Limit Line (dBm)	Over Limit (dBm)	Polarization
3421.40	-54.48	12.24	0.70	-42.94	-13.00	-29.94	Vertical
5132.10	-56.95	12.92	1.01	-45.04	-13.00	-32.04	Vertical
6842.80	-50.05	11.42	1.53	-40.16	-13.00	-27.16	Vertical
3421.40	-54.74	12.24	0.70	-43.20	-13.00	-30.20	Horizontal
5132.10	-57.45	12.92	1.01	-45.54	-13.00	-32.54	Horizontal
6842.80	-50.15	11.42	1.53	-40.26	-13.00	-27.26	Horizontal
Middle channel							
Frequency (MHz)	Level at antenna terminals (dBm)	Substitute antenna gain (dBi)	Cable Loss (dBi)	Spurious Emission level (dBm)	Limit Line (dBm)	Over Limit (dBm)	Polarization
3465.00	-54.67	12.33	0.72	-43.06	-13.00	-30.06	Vertical
5197.50	-56.69	12.88	1.04	-44.85	-13.00	-31.85	Vertical
6930.00	-49.46	11.30	1.56	-39.72	-13.00	-26.72	Vertical
3465.00	-54.46	12.33	0.72	-42.85	-13.00	-29.85	Horizontal
5197.50	-57.77	12.88	1.04	-45.93	-13.00	-32.93	Horizontal
6930.00	-50.38	11.30	1.56	-40.64	-13.00	-27.64	Horizontal
Highest channel							
Frequency (MHz)	Level at antenna terminals (dBm)	Substitute antenna gain (dBi)	Cable Loss (dBi)	Spurious Emission level (dBm)	Limit Line (dBm)	Over Limit (dBm)	Polarization
3508.60	-54.47	12.41	0.74	-42.80	-13.00	-29.80	Vertical
5262.90	-56.72	12.84	1.07	-44.95	-13.00	-31.95	Vertical
7017.20	-49.59	11.21	1.58	-39.96	-13.00	-26.96	Vertical
3508.60	-54.24	12.41	0.74	-42.57	-13.00	-29.57	Horizontal
5262.90	-57.21	12.84	1.07	-45.44	-13.00	-32.44	Horizontal
7017.20	-50.65	11.21	1.58	-41.02	-13.00	-28.02	Horizontal
<i>Remark:</i>							
<i>The emission levels of below 1 GHz are lower than the limit 20dB and not show in test report.</i>							

Band 4 (20MHz)							
Lowest channel							
Frequency (MHz)	Level at antenna terminals (dBm)	Substitute antenna gain (dBi)	Cable Loss (dBi)	Spurious Emission level (dBm)	Limit Line (dBm)	Over Limit (dBm)	Polarization
3440.00	-54.86	12.28	0.71	-43.29	-13.00	-30.29	Vertical
5160.00	-56.38	12.90	1.03	-44.51	-13.00	-31.51	Vertical
6880.00	-49.65	11.37	1.54	-39.82	-13.00	-26.82	Vertical
3440.00	-54.52	12.28	0.71	-42.95	-13.00	-29.95	Horizontal
5160.00	-57.65	12.90	1.03	-45.78	-13.00	-32.78	Horizontal
6880.00	-50.40	11.37	1.54	-40.57	-13.00	-27.57	Horizontal
Middle channel							
Frequency (MHz)	Level at antenna terminals (dBm)	Substitute antenna gain (dBi)	Cable Loss (dBi)	Spurious Emission level (dBm)	Limit Line (dBm)	Over Limit (dBm)	Polarization
3465.00	-55.01	12.33	0.72	-43.40	-13.00	-30.40	Vertical
5197.50	-55.92	12.88	1.04	-44.08	-13.00	-31.08	Vertical
6930.00	-49.24	11.30	1.56	-39.50	-13.00	-26.50	Vertical
3465.00	-55.03	12.33	0.72	-43.42	-13.00	-30.42	Horizontal
5197.50	-57.95	12.88	1.04	-46.11	-13.00	-33.11	Horizontal
6930.00	-50.22	11.30	1.56	-40.48	-13.00	-27.48	Horizontal
Highest channel							
Frequency (MHz)	Level at antenna terminals (dBm)	Substitute antenna gain (dBi)	Cable Loss (dBi)	Spurious Emission level (dBm)	Limit Line (dBm)	Over Limit (dBm)	Polarization
3490.00	-55.08	12.38	0.73	-43.43	-13.00	-30.43	Vertical
5235.00	-55.53	12.86	1.06	-43.73	-13.00	-30.73	Vertical
6980.00	-49.18	11.23	1.57	-39.52	-13.00	-26.52	Vertical
3490.00	-55.28	12.38	0.73	-43.63	-13.00	-30.63	Horizontal
5235.00	-58.18	12.86	1.06	-46.38	-13.00	-33.38	Horizontal
6980.00	-49.78	11.23	1.57	-40.12	-13.00	-27.12	Horizontal
<p><i>Remark:</i> The emission levels of below 1 GHz are lower than the limit 20dB and not show in test report.</p>							

Band 5 (1.4MHz)							
Lowest channel							
Frequency (MHz)	Level at antenna terminals (dBm)	Substitute antenna gain (dBi)	Cable Loss (dBi)	Spurious Emission level (dBm)	Limit Line (dBm)	Over Limit (dBm)	Polarization
1649.40	-66.68	9.57	0.20	-57.31	-13.00	-44.31	Vertical
2474.10	-67.04	10.86	0.43	-56.61	-13.00	-43.61	Vertical
3298.80	-61.90	12.00	0.64	-50.54	-13.00	-37.54	Vertical
1649.40	-67.36	9.57	0.20	-57.99	-13.00	-44.99	Horizontal
2474.10	-67.26	10.86	0.43	-56.83	-13.00	-43.83	Horizontal
3298.80	-62.02	12.00	0.64	-50.66	-13.00	-37.66	Horizontal
Middle channel							
Frequency (MHz)	Level at antenna terminals (dBm)	Substitute antenna gain (dBi)	Cable Loss (dBi)	Spurious Emission level (dBm)	Limit Line (dBm)	Over Limit (dBm)	Polarization
1673.30	-66.81	9.66	0.22	-57.37	-13.00	-44.37	Vertical
2509.50	-66.67	10.91	0.46	-56.22	-13.00	-43.22	Vertical
3346.00	-62.35	12.09	0.66	-50.92	-13.00	-37.92	Vertical
1673.30	-67.22	9.66	0.22	-57.78	-13.00	-44.78	Horizontal
2509.50	-66.87	10.91	0.46	-56.42	-13.00	-43.42	Horizontal
3346.00	-62.41	12.09	0.66	-50.98	-13.00	-37.98	Horizontal
Highest channel							
Frequency (MHz)	Level at antenna terminals (dBm)	Substitute antenna gain (dBi)	Cable Loss (dBi)	Spurious Emission level (dBm)	Limit Line (dBm)	Over Limit (dBm)	Polarization
1696.60	-67.09	9.74	0.23	-57.58	-13.00	-44.58	Vertical
2544.90	-66.23	10.94	0.49	-55.78	-13.00	-42.78	Vertical
3393.20	-62.81	12.19	0.68	-51.30	-13.00	-38.30	Vertical
1696.60	-67.22	9.74	0.23	-57.71	-13.00	-44.71	Horizontal
2544.90	-66.65	10.94	0.49	-56.20	-13.00	-43.20	Horizontal
3393.20	-62.34	12.19	0.68	-50.83	-13.00	-37.83	Horizontal
<p><i>Remark:</i> The emission levels of below 1 GHz are lower than the limit 20dB and not show in test report.</p>							



Band 5 (10MHz)							
Lowest channel							
Frequency (MHz)	Level at antenna terminals (dBm)	Substitute antenna gain (dBi)	Cable Loss (dBi)	Spurious Emission level (dBm)	Limit Line (dBm)	Over Limit (dBm)	Polarization
1658.00	-66.82	9.60	0.21	-57.43	-13.00	-44.43	Vertical
2487.00	-66.10	10.88	0.45	-55.67	-13.00	-42.67	Vertical
3316.00	-62.88	12.03	0.65	-51.50	-13.00	-38.50	Vertical
1658.00	-66.64	9.60	0.21	-57.25	-13.00	-44.25	Horizontal
2487.00	-66.34	10.88	0.45	-55.91	-13.00	-42.91	Horizontal
3316.00	-62.12	12.03	0.65	-50.74	-13.00	-37.74	Horizontal
Middle channel							
Frequency (MHz)	Level at antenna terminals (dBm)	Substitute antenna gain (dBi)	Cable Loss (dBi)	Spurious Emission level (dBm)	Limit Line (dBm)	Over Limit (dBm)	Polarization
1673.30	-66.88	9.66	0.21	-57.43	-13.00	-44.43	Vertical
2509.50	-65.65	10.91	0.46	-55.20	-13.00	-42.20	Vertical
3346.00	-62.50	12.09	0.66	-51.07	-13.00	-38.07	Vertical
1673.30	-66.99	9.66	0.21	-57.54	-13.00	-44.54	Horizontal
2509.50	-66.51	10.91	0.46	-56.06	-13.00	-43.06	Horizontal
3346.00	-61.97	12.09	0.66	-50.54	-13.00	-37.54	Horizontal
Highest channel							
Frequency (MHz)	Level at antenna terminals (dBm)	Substitute antenna gain (dBi)	Cable Loss (dBi)	Spurious Emission level (dBm)	Limit Line (dBm)	Over Limit (dBm)	Polarization
1688.00	-67.13	9.71	0.23	-57.65	-13.00	-44.65	Vertical
2532.00	-65.40	10.93	0.48	-54.95	-13.00	-41.95	Vertical
3376.00	-62.68	12.15	0.67	-51.20	-13.00	-38.20	Vertical
1688.00	-67.26	9.71	0.23	-57.78	-13.00	-44.78	Horizontal
2532.00	-66.88	10.93	0.48	-56.43	-13.00	-43.43	Horizontal
3376.00	-61.84	12.15	0.67	-50.36	-13.00	-37.36	Horizontal
<i>Remark:</i>							
<i>The emission levels of below 1 GHz are lower than the limit 20dB and not show in test report.</i>							

**LTE Band 7 part:**

<b>Band 7 (5MHz)</b>							
<b>Lowest channel</b>							
Frequency (MHz)	Level at antenna terminals (dBm)	Substitute antenna gain (dBi)	Cable Loss (dBi)	Spurious Emission level (dBm)	Limit Line (dBm)	Over Limit (dBm)	Polarization
5005.00	-58.69	13.00	0.94	-46.63	-25.00	-21.63	Vertical
7507.50	-49.19	11.49	1.65	-39.35	-25.00	-14.35	Vertical
10010.00	-47.92	11.69	1.91	-38.14	-25.00	-13.14	Vertical
5005.00	-58.46	13.00	0.94	-46.40	-25.00	-21.40	Horizontal
7507.50	-49.56	11.49	1.65	-39.72	-25.00	-14.72	Horizontal
10010.00	-47.92	11.69	1.91	-38.14	-25.00	-13.14	Horizontal
<b>Middle channel</b>							
Frequency (MHz)	Level at antenna terminals (dBm)	Substitute antenna gain (dBi)	Cable Loss (dBi)	Spurious Emission level (dBm)	Limit Line (dBm)	Over Limit (dBm)	Polarization
5070.00	-58.75	12.97	0.98	-46.76	-25.00	-21.76	Vertical
7605.00	-48.73	11.37	1.69	-39.05	-25.00	-14.05	Vertical
10140.00	-48.28	11.62	1.94	-38.60	-25.00	-13.60	Vertical
5070.00	-58.05	12.97	0.98	-46.06	-25.00	-21.06	Horizontal
7605.00	-49.79	11.37	1.69	-40.11	-25.00	-15.11	Horizontal
10140.00	-48.21	11.62	1.94	-38.53	-25.00	-13.53	Horizontal
<b>Highest channel</b>							
Frequency (MHz)	Level at antenna terminals (dBm)	Substitute antenna gain (dBi)	Cable Loss (dBi)	Spurious Emission level (dBm)	Limit Line (dBm)	Over Limit (dBm)	Polarization
5135.00	-58.98	12.95	1.01	-47.04	-25.00	-22.04	Vertical
7702.50	-48.15	11.26	1.72	-38.61	-25.00	-13.61	Vertical
10270.00	-48.61	11.54	1.95	-39.02	-25.00	-14.02	Vertical
5135.00	-58.04	12.95	1.01	-46.10	-25.00	-21.10	Horizontal
7702.50	-49.49	11.26	1.72	-39.95	-25.00	-14.95	Horizontal
10270.00	-48.03	11.54	1.95	-38.44	-25.00	-13.44	Horizontal
<i>Remark:</i>							
<i>The emission levels of below 1 GHz are lower than the limit 20dB and not show in test report.</i>							

Band 7 (20MHz)							
Lowest channel							
Frequency (MHz)	Level at antenna terminals (dBm)	Substitute antenna gain (dBi)	Cable Loss (dBi)	Spurious Emission level (dBm)	Limit Line (dBm)	Over Limit (dBm)	Polarization
5020.00	-59.48	12.99	0.97	-47.46	-25.00	-22.46	Vertical
7530.00	-48.25	11.46	1.68	-38.47	-25.00	-13.47	Vertical
10040.00	-48.79	11.68	1.94	-39.05	-25.00	-14.05	Vertical
5020.00	-58.32	12.99	0.97	-46.30	-25.00	-21.30	Horizontal
7530.00	-49.43	11.46	1.68	-39.65	-25.00	-14.65	Horizontal
10040.00	-48.74	11.68	1.94	-39.00	-25.00	-14.00	Horizontal
Middle channel							
Frequency (MHz)	Level at antenna terminals (dBm)	Substitute antenna gain (dBi)	Cable Loss (dBi)	Spurious Emission level (dBm)	Limit Line (dBm)	Over Limit (dBm)	Polarization
5070.00	-59.25	12.97	0.98	-47.26	-25.00	-22.26	Vertical
7605.00	-48.32	11.37	1.69	-38.64	-25.00	-13.64	Vertical
10140.00	-49.07	11.62	1.94	-39.39	-25.00	-14.39	Vertical
5070.00	-58.50	12.97	0.98	-46.51	-25.00	-21.51	Horizontal
7605.00	-49.54	11.37	1.69	-39.86	-25.00	-14.86	Horizontal
10140.00	-48.22	11.62	1.94	-38.54	-25.00	-13.54	Horizontal
Highest channel							
Frequency (MHz)	Level at antenna terminals (dBm)	Substitute antenna gain (dBi)	Cable Loss (dBi)	Spurious Emission level (dBm)	Limit Line (dBm)	Over Limit (dBm)	Polarization
5120.00	-59.41	12.95	1.00	-47.46	-25.00	-22.46	Vertical
7680.00	-47.99	11.28	1.72	-38.43	-25.00	-13.43	Vertical
10240.00	-48.75	11.56	1.95	-39.14	-25.00	-14.14	Vertical
5120.00	-58.36	12.95	1.00	-46.41	-25.00	-21.41	Horizontal
7680.00	-49.73	11.28	1.72	-40.17	-25.00	-15.17	Horizontal
10240.00	-48.54	11.56	1.95	-38.93	-25.00	-13.93	Horizontal
<i>Remark:</i>							
<i>The emission levels of below 1 GHz are lower than the limit 20dB and not show in test report.</i>							

**LTE Band 12 part:**

Band 12 (1.4MHz)							
Lowest channel							
Frequency (MHz)	Level at antenna terminals (dBm)	Substitute antenna gain (dBi)	Cable Loss (dBi)	Spurious Emission level (dBm)	Limit Line (dBm)	Over Limit (dBm)	Polarization
1399.40	-59.80	7.80	0.11	-52.11	-13.00	-39.11	Vertical
2099.10	-62.86	10.34	0.29	-52.81	-13.00	-39.81	Vertical
2798.80	-64.05	11.20	0.53	-53.38	-13.00	-40.38	Vertical
1399.40	-58.85	7.80	0.11	-51.16	-13.00	-38.16	Horizontal
2099.10	-65.05	10.34	0.29	-55.00	-13.00	-42.00	Horizontal
2798.80	-63.76	11.20	0.53	-53.09	-13.00	-40.09	Horizontal
Middle channel							
Frequency (MHz)	Level at antenna terminals (dBm)	Substitute antenna gain (dBi)	Cable Loss (dBi)	Spurious Emission level (dBm)	Limit Line (dBm)	Over Limit (dBm)	Polarization
1415.00	-59.64	7.92	0.13	-51.85	-13.00	-38.85	Vertical
2122.50	-63.23	10.37	0.32	-53.18	-13.00	-40.18	Vertical
2830.00	-64.12	11.23	0.55	-53.44	-13.00	-40.44	Vertical
1415.00	-59.16	7.92	0.13	-51.37	-13.00	-38.37	Horizontal
2122.50	-65.05	10.37	0.32	-55.00	-13.00	-42.00	Horizontal
2830.00	-63.77	11.23	0.55	-53.09	-13.00	-40.09	Horizontal
Highest channel							
Frequency (MHz)	Level at antenna terminals (dBm)	Substitute antenna gain (dBi)	Cable Loss (dBi)	Spurious Emission level (dBm)	Limit Line (dBm)	Over Limit (dBm)	Polarization
1430.60	-59.58	8.04	0.16	-51.70	-13.00	-38.70	Vertical
2145.90	-63.47	10.40	0.35	-53.42	-13.00	-40.42	Vertical
2861.20	-64.24	11.26	0.58	-53.56	-13.00	-40.56	Vertical
1430.60	-59.20	8.04	0.16	-51.32	-13.00	-38.32	Horizontal
2145.90	-64.72	10.40	0.35	-54.67	-13.00	-41.67	Horizontal
2861.20	-64.25	11.26	0.58	-53.57	-13.00	-40.57	Horizontal
<i>Remark:</i>							
<i>The emission levels of below 1 GHz are lower than the limit 20dB and not show in test report.</i>							

Band 12 (10MHz)							
Lowest channel							
Frequency (MHz)	Level at antenna terminals (dBm)	Substitute antenna gain (dBi)	Cable Loss (dBi)	Spurious Emission level (dBm)	Limit Line (dBm)	Over Limit (dBm)	Polarization
1408.00	-59.33	7.86	0.12	-51.59	-13.00	-38.59	Vertical
2112.00	-63.35	10.36	0.30	-53.29	-13.00	-40.29	Vertical
2816.00	-65.51	11.22	0.54	-54.83	-13.00	-41.83	Vertical
1408.00	-58.43	7.86	0.12	-50.69	-13.00	-37.69	Horizontal
2112.00	-65.25	10.36	0.30	-55.19	-13.00	-42.19	Horizontal
2816.00	-64.51	11.22	0.54	-53.83	-13.00	-40.83	Horizontal
Middle channel							
Frequency (MHz)	Level at antenna terminals (dBm)	Substitute antenna gain (dBi)	Cable Loss (dBi)	Spurious Emission level (dBm)	Limit Line (dBm)	Over Limit (dBm)	Polarization
1415.00	-59.72	7.92	0.13	-51.93	-13.00	-38.93	Vertical
2122.50	-63.54	10.37	0.32	-53.49	-13.00	-40.49	Vertical
2830.00	-65.14	11.23	0.55	-54.46	-13.00	-41.46	Vertical
1415.00	-58.73	7.92	0.13	-50.94	-13.00	-37.94	Horizontal
2122.50	-64.89	10.37	0.32	-54.84	-13.00	-41.84	Horizontal
2830.00	-64.24	11.23	0.55	-53.56	-13.00	-40.56	Horizontal
Highest channel							
Frequency (MHz)	Level at antenna terminals (dBm)	Substitute antenna gain (dBi)	Cable Loss (dBi)	Spurious Emission level (dBm)	Limit Line (dBm)	Over Limit (dBm)	Polarization
1422.00	-59.63	7.98	0.15	-51.80	-13.00	-38.80	Vertical
2133.00	-63.68	10.39	0.34	-53.63	-13.00	-40.63	Vertical
2844.00	-64.68	11.24	0.57	-54.01	-13.00	-41.01	Vertical
1422.00	-59.08	7.98	0.15	-51.25	-13.00	-38.25	Horizontal
2133.00	-65.08	10.39	0.34	-55.03	-13.00	-42.03	Horizontal
2844.00	-64.29	11.24	0.57	-53.62	-13.00	-40.62	Horizontal
<p><i>Remark:</i> The emission levels of below 1 GHz are lower than the limit 20dB and not show in test report.</p>							

**LTE Band 17 part:**

Band 17 (5MHz)							
Lowest channel							
Frequency (MHz)	Level at antenna terminals (dBm)	Substitute antenna gain (dBi)	Cable Loss (dBi)	Spurious Emission level (dBm)	Limit Line (dBm)	Over Limit (dBm)	Polarization
1413.00	-58.56	7.90	0.12	-50.78	-13.00	-37.78	Vertical
2119.50	-64.57	10.37	0.31	-54.51	-13.00	-41.51	Vertical
2826.00	-64.30	11.23	0.54	-53.61	-13.00	-40.61	Vertical
1413.00	-57.99	7.90	0.12	-50.21	-13.00	-37.21	Horizontal
2119.50	-64.44	10.37	0.31	-54.38	-13.00	-41.38	Horizontal
2826.00	-65.04	11.23	0.54	-54.35	-13.00	-41.35	Horizontal
Middle channel							
Frequency (MHz)	Level at antenna terminals (dBm)	Substitute antenna gain (dBi)	Cable Loss (dBi)	Spurious Emission level (dBm)	Limit Line (dBm)	Over Limit (dBm)	Polarization
1420.00	-58.25	7.96	0.14	-50.43	-13.00	-37.43	Vertical
2130.00	-64.36	10.38	0.33	-54.31	-13.00	-41.31	Vertical
2840.00	-64.33	11.24	0.56	-53.65	-13.00	-40.65	Vertical
1420.00	-57.75	7.96	0.14	-49.93	-13.00	-36.93	Horizontal
2130.00	-64.36	10.38	0.33	-54.31	-13.00	-41.31	Horizontal
2840.00	-64.94	11.24	0.56	-54.26	-13.00	-41.26	Horizontal
Highest channel							
Frequency (MHz)	Level at antenna terminals (dBm)	Substitute antenna gain (dBi)	Cable Loss (dBi)	Spurious Emission level (dBm)	Limit Line (dBm)	Over Limit (dBm)	Polarization
1427.00	-58.12	8.02	0.16	-50.26	-13.00	-37.26	Vertical
2140.50	-64.08	10.40	0.34	-54.02	-13.00	-41.02	Vertical
2854.00	-64.56	11.25	0.57	-53.88	-13.00	-40.88	Vertical
1427.00	-58.10	8.02	0.16	-50.24	-13.00	-37.24	Horizontal
2140.50	-63.95	10.40	0.34	-53.89	-13.00	-40.89	Horizontal
2854.00	-64.59	11.25	0.57	-53.91	-13.00	-40.91	Horizontal
<p><i>Remark:</i> The emission levels of below 1 GHz are lower than the limit 20dB and not show in test report.</p>							

Band 17 (10MHz)							
Lowest channel							
Frequency (MHz)	Level at antenna terminals (dBm)	Substitute antenna gain (dBi)	Cable Loss (dBi)	Spurious Emission level (dBm)	Limit Line (dBm)	Over Limit (dBm)	Polarization
1418.00	-57.02	7.94	0.13	-49.21	-13.00	-36.21	Vertical
2127.00	-64.62	10.38	0.32	-54.56	-13.00	-41.56	Vertical
2836.00	-64.61	11.24	0.56	-53.93	-13.00	-40.93	Vertical
1418.00	-57.79	7.94	0.13	-49.98	-13.00	-36.98	Horizontal
2127.00	-63.73	10.38	0.32	-53.67	-13.00	-40.67	Horizontal
2836.00	-64.01	11.24	0.56	-53.33	-13.00	-40.33	Horizontal
Middle channel							
Frequency (MHz)	Level at antenna terminals (dBm)	Substitute antenna gain (dBi)	Cable Loss (dBi)	Spurious Emission level (dBm)	Limit Line (dBm)	Over Limit (dBm)	Polarization
1420.00	-57.11	7.96	0.14	-49.29	-13.00	-36.29	Vertical
2130.00	-64.60	10.38	0.33	-54.55	-13.00	-41.55	Vertical
2840.00	-64.23	11.24	0.56	-53.55	-13.00	-40.55	Vertical
1420.00	-57.78	7.96	0.14	-49.96	-13.00	-36.96	Horizontal
2130.00	-64.16	10.38	0.33	-54.11	-13.00	-41.11	Horizontal
2840.00	-64.49	11.24	0.56	-53.81	-13.00	-40.81	Horizontal
Highest channel							
Frequency (MHz)	Level at antenna terminals (dBm)	Substitute antenna gain (dBi)	Cable Loss (dBi)	Spurious Emission level (dBm)	Limit Line (dBm)	Over Limit (dBm)	Polarization
1422.00	-57.61	7.98	0.15	-49.78	-13.00	-36.78	Vertical
2133.00	-64.17	10.39	0.34	-54.12	-13.00	-41.12	Vertical
2844.00	-64.47	11.24	0.57	-53.80	-13.00	-40.80	Vertical
1422.00	-57.73	7.98	0.15	-49.90	-13.00	-36.90	Horizontal
2133.00	-64.04	10.39	0.34	-53.99	-13.00	-40.99	Horizontal
2844.00	-64.16	11.24	0.57	-53.49	-13.00	-40.49	Horizontal
<p><i>Remark:</i> The emission levels of below 1 GHz are lower than the limit 20dB and not show in test report.</p>							

## 6.6 Frequency stability V.S. Temperature measurement

Test Requirement:	Part 22.355, Part 24.235, Part 27.54, Part 2.1055(a)(1)(b)
Limit:	±2.5 ppm for Band 5 Within authorized band for Band 2 & 4 & 7 & 12 & 13 & 17
Test setup:	
Test procedure:	<ol style="list-style-type: none"> <li>1. The equipment under test was connected to an external DC power supply and input rated voltage.</li> <li>2. RF output was connected to a frequency counter or spectrum analyzer via feed through attenuators.</li> <li>3. The EUT was placed inside the temperature chamber.</li> <li>4. Set the spectrum analyzer RBW low enough to obtain the desired frequency resolution and measure EUT 25°C operating frequency as reference frequency.</li> <li>5. Turn EUT off and set the chamber temperature to -30°C. After the temperature stabilized for approximately 30 minutes recorded the frequency.</li> <li>6. Repeat step measure with 10°C increased per stage until the highest temperature of +50°C reached</li> </ol>
Test Instruments:	Refer to section 5.10 for details
Test mode:	Refer to section 5.3 for details
Test results:	Passed



**Measurement Data (worst case):**

**LTE Band 2 part:**

Reference Frequency: LTE Band 2 (10MHz) Middle channel=18900 channel=1880.00MHz					
Power supplied (Vdc)	Temperature (°C)	Frequency error		Limit (ppm)	Result
		Hz	ppm		
<b>QPSK</b>					
3.80	-30	173	0.092021	Within authorized band for Band 2	Pass
	-20	113	0.060106		
	-10	137	0.072872		
	0	159	0.084574		
	10	150	0.079787		
	20	140	0.074468		
	30	145	0.077128		
	40	132	0.070213		
	50	126	0.067021		
<b>16QAM</b>					
3.80	-30	168	0.089362	Within authorized band for Band 2	Pass
	-20	162	0.086170		
	-10	153	0.081383		
	0	146	0.077660		
	10	137	0.072872		
	20	131	0.069681		
	30	126	0.067021		
	40	120	0.063830		
	50	114	0.060638		

*Note: Only the worst case shown in the report.*

**LTE Band 4 part:**

Reference Frequency: LTE Band 4 (10MHz) Middle channel=20175 channel=1732.50MHz					
Power supplied (Vdc)	Temperature (°C)	Frequency error		Limit (ppm)	Result
		Hz	ppm		
<b>QPSK</b>					
3.80	-30	170	0.098124	Within authorized band for Band 4	Pass
	-20	164	0.094661		
	-10	159	0.091775		
	0	153	0.088312		
	10	140	0.080808		
	20	123	0.070996		
	30	144	0.083117		
	40	136	0.078499		
	50	129	0.074459		
<b>16QAM</b>					
3.80	-30	165	0.095238	Within authorized band for Band 4	Pass
	-20	158	0.091198		
	-10	152	0.087734		
	0	146	0.084271		
	10	128	0.073882		
	20	122	0.070418		
	30	113	0.065224		
	40	140	0.080808		
	50	134	0.077345		

*Note: Only the worst case shown in the report.*

**LTE Band 5 part:**

Reference Frequency: LTE Band 5 (10MHz) Middle channel=20525 channel=836.50MHz					
Power supplied (Vdc)	Temperature (°C)	Frequency error		Limit (ppm)	Result
		Hz	ppm		
<b>QPSK</b>					
3.80	-30	177	0.211596	±2.5	Pass
	-20	169	0.202032		
	-10	154	0.184100		
	0	143	0.170950		
	10	137	0.163778		
	20	132	0.157800		
	30	121	0.144650		
	40	163	0.194860		
	50	150	0.179319		
<b>16QAM</b>					
3.80	-30	170	0.203228	±2.5	Pass
	-20	116	0.138673		
	-10	124	0.148237		
	0	130	0.155409		
	10	149	0.178123		
	20	156	0.186491		
	30	163	0.194860		
	40	136	0.162582		
	50	142	0.169755		

*Note: Only the worst case shown in the report.*

**LTE Band 7 part:**

Reference Frequency: LTE Band 7 (10MHz) Middle channel=21100 Frequency=2535.00MHz					
Power supplied (Vdc)	Temperature (°C)	Frequency error		Limit (ppm)	Result
		Hz	ppm		
<b>QPSK</b>					
3.80	-30	172	0.067850	Within authorized band for Band 7	Pass
	-20	165	0.065089		
	-10	120	0.047337		
	0	151	0.059566		
	10	146	0.057594		
	20	139	0.054832		
	30	134	0.052860		
	40	127	0.050099		
	50	158	0.062327		
<b>16QAM</b>					
3.80	-30	165	0.065089	Within authorized band for Band 7	Pass
	-20	157	0.061933		
	-10	143	0.056410		
	0	136	0.053649		
	10	127	0.050099		
	20	120	0.047337		
	30	114	0.044970		
	40	143	0.056410		
	50	150	0.059172		

*Note: Only the worst case shown in the report.*

**LTE Band 12 part:**

Reference Frequency: LTE Band 12 (10MHz) Middle channel=23095 channel=707.50MHz					
Power supplied (Vdc)	Temperature (°C)	Frequency error		Limit (ppm)	Result
		Hz	ppm		
<b>QPSK</b>					
3.80	-30	175	0.247350	Within authorized band for Band 12	Pass
	-20	165	0.233216		
	-10	146	0.206360		
	0	139	0.196466		
	10	134	0.189399		
	20	127	0.179505		
	30	120	0.169611		
	40	151	0.213428		
	50	158	0.223322		
<b>16QAM</b>					
3.80	-30	170	0.240283	Within authorized band for Band 12	Pass
	-20	157	0.221908		
	-10	150	0.212014		
	0	143	0.202120		
	10	136	0.192226		
	20	127	0.179505		
	30	120	0.169611		
	40	114	0.161131		
	50	108	0.152650		
<i>Note: Only the worst case shown in the report.</i>					

**LTE Band 17 part:**

Reference Frequency: LTE Band 17 (10MHz) Middle channel=23790 channel=710.00MHz					
Power supplied (Vdc)	Temperature (°C)	Frequency error		Limit (ppm)	Result
		Hz	ppm		
<b>QPSK</b>					
3.80	-30	170	0.239437	Within authorized band for Band 17	Pass
	-20	164	0.230986		
	-10	158	0.222535		
	0	150	0.211268		
	10	143	0.201408		
	20	137	0.192958		
	30	131	0.184507		
	40	126	0.177465		
	50	119	0.167606		
<b>16QAM</b>					
3.80	-30	165	0.232394	Within authorized band for Band 17	Pass
	-20	156	0.219718		
	-10	148	0.208451		
	0	143	0.201408		
	10	135	0.190141		
	20	127	0.178873		
	30	120	0.169014		
	40	116	0.163380		
	50	107	0.150704		

*Note: Only the worst case shown in the report.*

## 6.7 Frequency stability V.S. Voltage measurement

Test Requirement:	Part 22.355, Part 24.235, Part 27.54, Part 2.1055(d)(2)
Limit:	±2.5 ppm for Band 5 Within authorized band for Band 2 & 4 & 7 & 12 & 13 & 17
Test setup:	<p>The diagram illustrates the test setup. A Power Source is connected to a Divider. The Divider is connected to two Spectrum Analyzers (SS and SA) and an EUT (Equipment Under Test) inside a Temperature &amp; Humidity Chamber. The Power Source is also connected to the EUT.</p>
Test procedure:	<ol style="list-style-type: none"> <li>1. Set chamber temperature to 25°C. Use a variable DC power source to power the EUT and set the voltage to rated voltage.</li> <li>2. Set the spectrum analyzer RBW low enough to obtain the desired frequency resolution and recorded the frequency.</li> <li>3. Reduce the input voltage to specify extreme voltage variation (+/- 15%) and endpoint, record the maximum frequency change.</li> </ol>
Test Instruments:	Refer to section 5.10 for details
Test mode:	Refer to section 5.3 for details
Test results:	Passed

**Measurement Data (worst case):**

**LTE Band 2 part:**

Reference Frequency: LTE Band 2(10MHz) Middle channel=18900 channel=1880.00MHz					
Temperature (°C)	Power supplied (Vdc)	Frequency error		Limit (ppm)	Result
		Hz	ppm		
QPSK					
25	4.35	80	0.042553	Within authorized band for Band 2	Pass
	3.80	70	0.037234		
	3.50	60	0.031915		
16QAM					
25	4.35	73	0.038830	Within authorized band for Band 2	Pass
	3.80	62	0.032979		
	3.50	51	0.027128		

*Note: Only the worst case shown in the report.*

**LTE Band 4 part:**

Reference Frequency: LTE Band 4(10MHz) Middle channel=20175 channel=1732.50MHz					
Temperature (°C)	Power supplied (Vdc)	Frequency error		Limit (ppm)	Result
		Hz	ppm		
QPSK					
25	4.35	83	0.047908	Within authorized band for Band 4	Pass
	3.80	74	0.042713		
	3.50	60	0.034632		
16QAM					
25	4.35	80	0.046176	Within authorized band for Band 4	Pass
	3.80	65	0.037518		
	3.50	50	0.028860		

*Note: Only the worst case shown in the report.*

**LTE Band 5 part:**

Reference Frequency: LTE Band 5(10MHz) Middle channel=20525 channel=836.50MHz					
Temperature (°C)	Power supplied (Vdc)	Frequency error		Limit (ppm)	Result
		Hz	ppm		
QPSK					
25	4.35	88	0.105200	±2.5	Pass
	3.80	58	0.069337		
	3.50	65	0.077705		
16QAM					
25	4.35	85	0.101614	±2.5	Pass
	3.80	73	0.087268		
	3.50	66	0.078900		

*Note: Only the worst case shown in the report.*



**LTE Band 7 part:**

Reference Frequency: LTE Band 7(10MHz) Middle channel=21100 Frequency=2535.00MHz					
Temperature (°C)	Power supplied (Vdc)	Frequency error		Limit (ppm)	Result
		Hz	ppm		
QPSK					
25	4.35	83	0.032742	Within authorized band for Band 7	Pass
	3.80	72	0.028402		
	3.50	61	0.024063		
16QAM					
25	4.35	80	0.031558	Within authorized band for Band 7	Pass
	3.80	70	0.027613		
	3.50	53	0.020907		

*Note: Only the worst case shown in the report.*

**LTE Band 12 part:**

Reference Frequency: LTE Band 12(10MHz) Middle channel=23095 channel=707.50MHz					
Temperature (°C)	Power supplied (Vdc)	Frequency error		Limit (ppm)	Result
		Hz	ppm		
QPSK					
25	4.35	83	0.117314	Within authorized band for Band 12	Pass
	3.80	72	0.101767		
	3.50	61	0.086219		
16QAM					
25	4.35	80	0.113074	Within authorized band for Band 12	Pass
	3.80	63	0.089046		
	3.50	50	0.070671		

*Note: Only the worst case shown in the report.*

**LTE Band 17 part:**

Reference Frequency: LTE Band 17(10MHz) Middle channel=23790 channel=710.00MHz					
Temperature (°C)	Power supplied (Vdc)	Frequency error		Limit (ppm)	Result
		Hz	ppm		
QPSK					
25	4.35	87	0.122535	Within authorized band for Band 17	Pass
	3.80	68	0.095775		
	3.50	53	0.074648		
16QAM					
25	4.35	86	0.121127	Within authorized band for Band 17	Pass
	3.80	50	0.070423		
	3.50	76	0.107042		

*Note: Only the worst case shown in the report.*