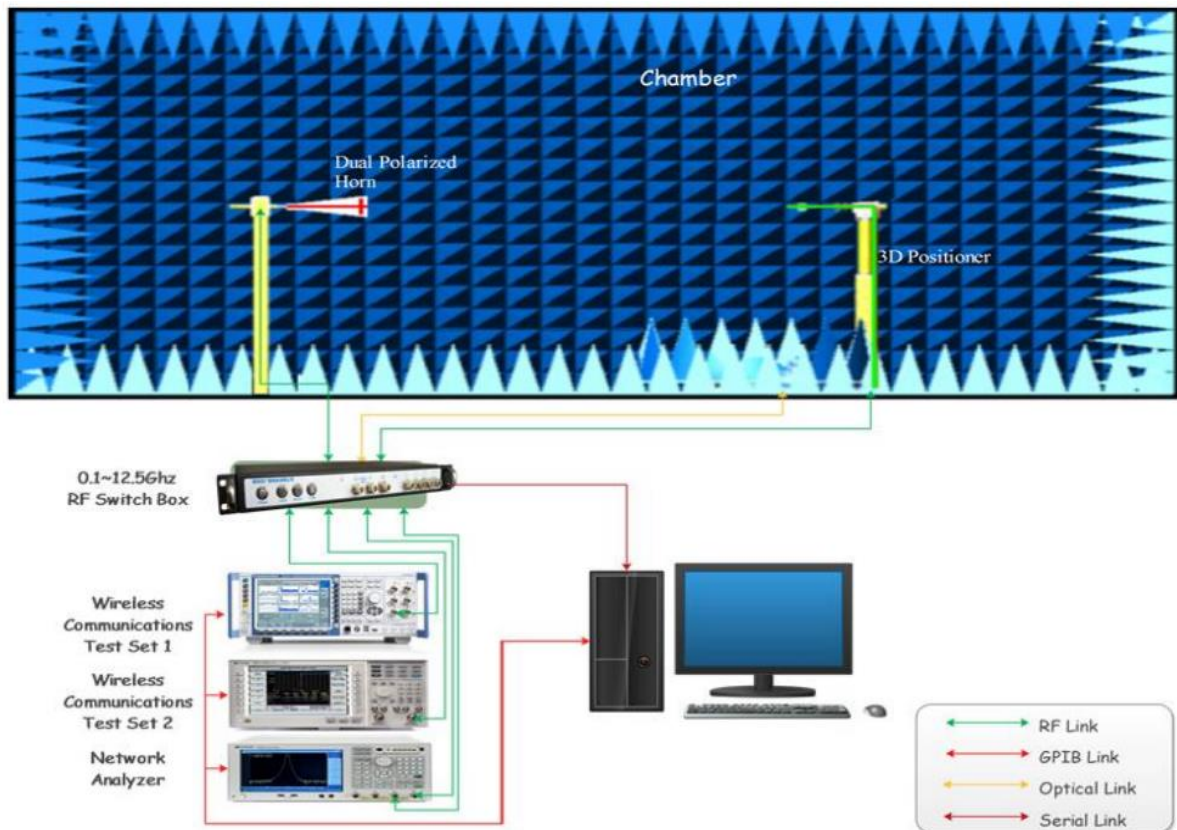


# E021C antenna report

Test Address	Shenzhen3Good Wireless Communications CO.,LTD Room501,Jinfulai Building,No.49- 1,Dabao Road,Baoan District,Shenzhen
Test Date	October28, 2024
Test Instrument	vector network analyzer -Agilent Technologies E5071B

## Iption Measurement procedure





**Antenna information:**

Customer	Boat of wealth
Antenna Model	FPC+LDS
Antenna Type	PIFA

**Matching circuits:**

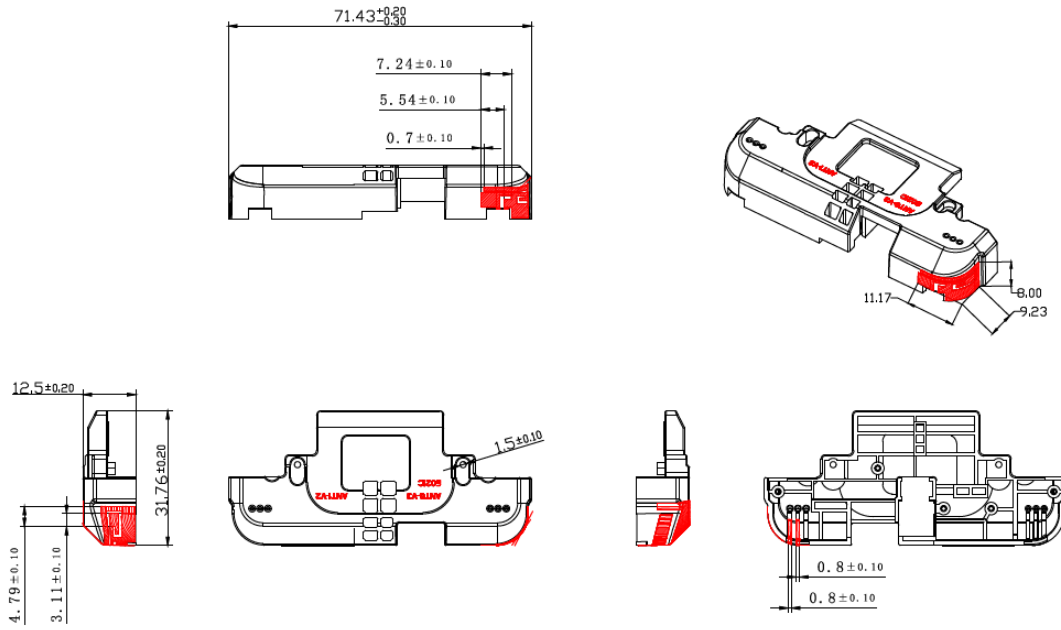
ANT0		ANT1		ANT2		ANT3		ANT4		ANT5		ANT6		ANT7	
Element	Value	Element	Value	Element	Value	Element	Value	Element	Value	Element	Value	Element	Value	Element	Value
C222	0 Ω	L2846	0.5PF	C2855	0 Ω	C1	0 Ω	C6	0 Ω	C2870	0 Ω	L9802	1.2NH	L9832	0 Ω
L201	15NH	C2569	3.9NH			C3	0 Ω	C5	0 Ω			L9800	0.5PF	C9828	0 Ω
C201	0 Ω	L2847	NC			C2	0 Ω	C4	0 Ω			C9800	2NH		
C202	0 Ω	R1155	NC									L9845			
C560	0 Ω	RF1 (C2838)	0 Ω												
C546	NC	RF2 (C2888)	3.9NH												
C547	0 Ω	RF3 (C2840)	15NH												
C548	5.6NH	RF4 (C2887)	NC												
C549	22NH														
C550	NC														

**Passive performance figure:**

Frequency(MHZ)	699~960	1710~2690	3300~5000
VSWR	<3.5	<3.5	<3.5

**Antenna position pic**

Unit :mm



### 3-D Patten Plots

Freq (MHz)	Effi (%)	Effi (dB)	Gain (dBi)	Gain (dBd)
2400	29.06	-5.37	0.15	-2
2410	29.81	-5.26	0.32	-1.83
2420	30.84	-5.11	0.55	-1.6
2430	31.72	-4.99	0.8	-1.35
2440	32.42	-4.89	0.98	-1.17
2450	33.54	-4.74	1.13	-1.02
2460	33.59	-4.74	1.12	-1.03
2470	33.02	-4.81	1.09	-1.06
2480	33.57	-4.74	1.23	-0.92
2490	34.98	-4.56	1.42	-0.73
2500	34.99	-4.56	1.35	-0.8

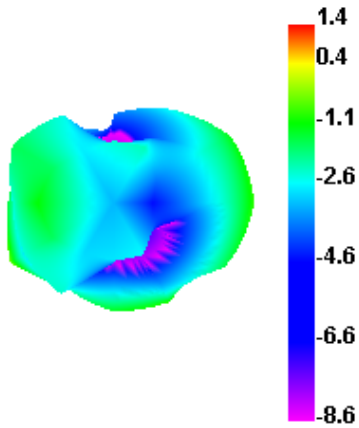


Freq (MHz)	Effi (%)	Effi (dB)	Gain (dBi)	Gain (dBd)
5150	12.69	-8.97	-4	-6.15
5160	12.87	-8.9	-4.08	-6.23
5170	12.42	-9.06	-4.32	-6.47
5180	12.24	-9.12	-4.21	-6.36
5190	12.18	-9.14	-4.09	-6.24
5200	12.52	-9.02	-3.79	-5.94
5210	13.43	-8.72	-3.51	-5.66
5220	13.98	-8.55	-3.31	-5.46
5230	14.31	-8.44	-3.01	-5.16
5240	13.51	-8.69	-3.27	-5.42
5250	13.1	-8.83	-3.3	-5.45
5260	13.53	-8.69	-3.37	-5.52
5270	13.27	-8.77	-3.38	-5.53
5280	13.24	-8.78	-3.49	-5.64
5290	13.39	-8.73	-3.6	-5.75
5300	12.57	-9.01	-3.76	-5.91
5310	12.22	-9.13	-3.62	-5.77
5320	13.18	-8.8	-3.27	-5.42
5330	12.98	-8.87	-3.22	-5.37
5340	13.46	-8.71	-3.08	-5.23
5350	13.92	-8.56	-2.94	-5.09
5360	13.15	-8.81	-3.04	-5.19
5370	13.31	-8.76	-2.79	-4.94
5380	14.01	-8.54	-2.49	-4.64
5390	13.17	-8.8	-2.67	-4.82
5400	15.98	-7.96	-1.9	-4.05
5410	15.95	-7.97	-1.65	-3.8
5420	16.7	-7.77	-1.62	-3.77
5430	17.01	-7.69	-1.45	-3.6
5440	17.59	-7.55	-1.37	-3.52
5450	17.62	-7.54	-1.37	-3.52
5460	18.63	-7.3	-1.07	-3.22
5470	18.19	-7.4	-1.15	-3.3
5480	17.84	-7.49	-1.14	-3.29
5490	18.77	-7.26	-0.8	-2.95
5500	18.84	-7.25	-0.90	-3.04
5510	19.7	-7.05	-0.58	-2.73
5520	20.36	-6.91	-0.54	-2.69
5530	21.78	-6.62	-0.11	-2.26
5540	22.47	-6.48	0.04	-2.11
5550	22.5	-6.48	-0.17	-2.32
5560	22.66	-6.45	0.07	-2.08
5570	23.23	-6.34	-0.19	-2.34
5580	23.81	-6.23	0.1	-2.05
5590	23.69	-6.25	0.01	-2.14
5600	23.87	-6.22	-0.14	-2.29
5610	23.36	-6.32	-0.34	-2.49
5620	23.29	-6.33	-0.4	-2.55
5630	23.5	-6.29	-0.62	-2.77
5640	23.52	-6.29	-0.61	-2.76

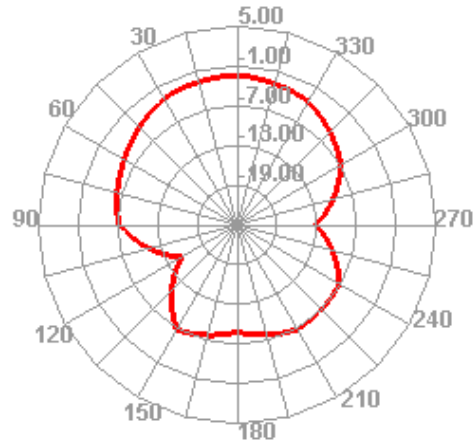


5650	23.51	-6.29	-0.64	-2.79
5660	24.2	-6.16	-0.63	-2.78
5670	23.6	-6.27	-0.98	-3.13
5680	24.02	-6.19	-0.93	-3.08
5690	22.95	-6.39	-1.28	-3.43
5700	23.03	-6.38	-1.36	-3.51
5710	22.69	-6.44	-1.5	-3.65
5720	22.52	-6.47	-1.56	-3.71
5730	23.83	-6.23	-1.39	-3.54
5740	24.44	-6.12	-1.28	-3.43
5750	25.79	-5.88	-1.23	-3.38
5760	25.29	-5.97	-0.98	-3.13
5770	25.84	-5.88	-1.13	-3.28
5780	25.63	-5.91	-1.02	-3.17
5790	25.73	-5.9	-1.07	-3.22
5800	25.45	-5.94	-0.93	-3.08
5810	25.5	-5.93	-0.91	-3.06
5820	26.5	-5.77	-0.79	-2.94
5830	26.92	-5.7	-0.82	-2.97
5840	27.06	-5.68	-0.84	-2.99
5850	28.04	-5.52	-0.42	-2.57

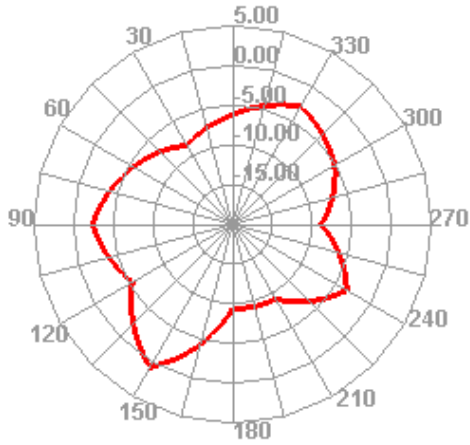
2500.000MHz



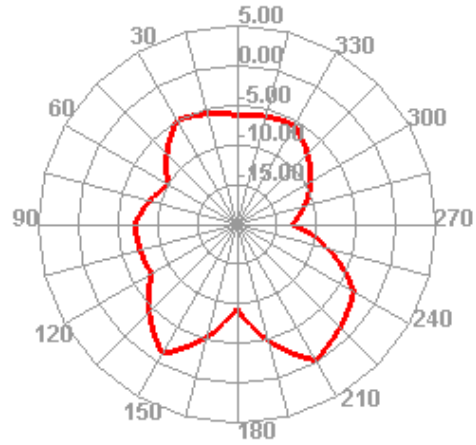
2500.000MHz H



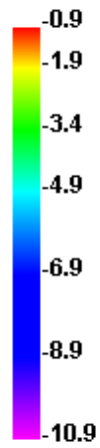
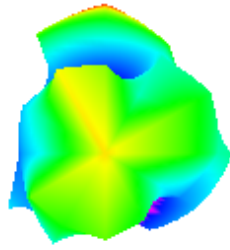
2500.000MHz E1



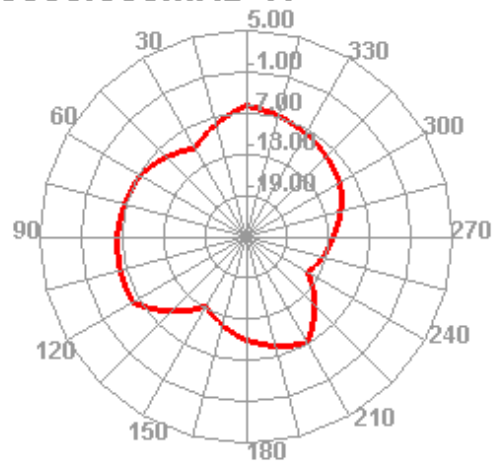
2500.000MHz E2



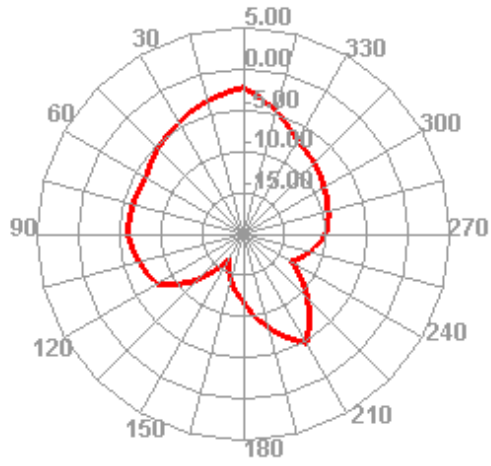
5500.000MHz



5500.000MHz H



5500.000MHz E1



5500.000MHz E2

