

157g  
Size:157(314)\*180mm

BACK

**FREE GIFT**

when you register this product [jlabaudio.com/register](http://jlabaudio.com/register)  
Product updates | How-to tips | FAQs & more  
Gift for US only, No PO Boxes or APO/FPO/DPO addresses.

**3 MONTHS FREE**  
**TIDAL**  
With purchase, Visit [jlabaudio.com/tidal](http://jlabaudio.com/tidal)

Shop products | Product alerts | Burn-in your headphones



JLab Audio + Burn-in tool

**US Compliance**

**FCC Information**

This equipment has been tested and found to comply with the limits for a Class B digital device, pursuant to Part 15 of the FCC Rules. These limits are designed to provide reasonable protection against harmful interference in a residential environment. This equipment generates, uses and can radiate radio frequency energy and, if not installed and used in accordance with the instructions, may cause harmful interference to radio communications; however, there is no guarantee that interference will not occur in a particular installation. If the equipment does cause harmful interference to radio or television reception, which can be determined by turning the equipment off and on, the user is encouraged to try to correct the interference by one or more of the following measures:

- Reorient or relocate the receiving antenna.
- Increase the separation between the equipment and receiver.
- Connect the equipment into an outlet on a circuit different from that to which the receiver is connected.
- Consult the dealer or an experienced radio/television technician.

For general information on FCC rules, visit [www.fcc.gov](http://www.fcc.gov). For more information on FCC rules, visit [www.fcc.gov](http://www.fcc.gov). For more information on FCC rules, visit [www.fcc.gov](http://www.fcc.gov). For more information on FCC rules, visit [www.fcc.gov](http://www.fcc.gov).

**EU Compliance**



PLEASE NOTE: JLab Audio hereby declares that this device is in compliance with the essential requirements and other relevant provisions of the RED directive.  
A copy of the EU Declaration of Conformity is available at [jlabaudio.com/compliance](http://jlabaudio.com/compliance)  
JLab Audio  
22915 Las Palmas Drive, Suite 101, Carlsbad, CA 92011, USA



The symbol above indicates that this product and/or battery should not be disposed of with household waste. When you decide to dispose of this product and/or its battery, do so in accordance with local environmental laws and guidelines.

**Battery Caution & Disposal Information**

Basic care of your battery: Do not disassemble, burn, puncture, crush or bend your battery. Improper operation of the battery may produce smoke. In such an event, ventilate the area, extinguish any flames with carbon tetrachloride dry powder fire extinguisher, or cover with sand or mud. Take care to avoid conditions of excessive moisture for prolonged periods and do not immerse. Do not expose to temperatures above 50°C/122°F. Charge battery fully before storage or if stored for longer than three months.

**Disposal**

At the end of its life, please take care to dispose of this product responsibly. Electronic products and batteries contain materials that can be harmful to the environment. Please do not dispose of unsorted waste. Take your electronic waste to a designated collection or recycling facility to be recycled properly. Your local council authority will be able to tell you where your nearest facilities are. There may be one at your local supermarket.

**Contact Us**

If you're unsatisfied with your purchase, please contact us and we'll take care of you! You can contact our US based customer support team:  
Website: [jlabaudio.com/contact](http://jlabaudio.com/contact)  
Email: [support@jlabaudio.com](mailto:support@jlabaudio.com)  
Phone U.S.: +1 (408) 445-7219 (M-Th 9am-5pm, F 9am-3pm PT)  
Phone U.K.: +44 (0) 203 5884 3322 (M-Th 10am-10am, F 10am-2:30pm GMT)  
Visit [jlabaudio.com/warranty](http://jlabaudio.com/warranty) to initiate a return or exchange.

**QUICK START GUIDE**

For full User Manual  
+ other JLab products visit  
[JLABAUDIO.COM](http://JLABAUDIO.COM)



OFFICIAL AUDIO PARTNER OF MAJOR LEAGUE SOCCER

#FINDYOURGO

FRONT

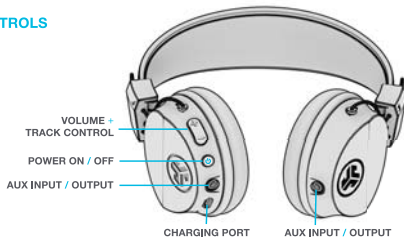


QUICK START GUIDE



**JBuddies Studio**  
**WIRELESS**  
OVER EAR FOLDING KIDS HEADPHONES

**CONTROLS**

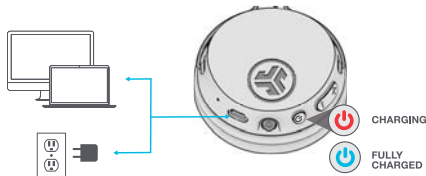


**BLUETOOTH PAIRING:**  
When power is off, PRESS & HOLD 10 SECONDS  
(Blue and red flashing lights will indicate JBuddies Studio Wireless are ready to pair to Bluetooth device)  
**POWER ON / OFF:** PRESS & HOLD 3 SECONDS  
(Slow blinking blue light indicates power is on)  
**PLAY / PAUSE / ANSWER / HANG UP CALLS:** 1 CLICK  
**ACTIVATE SIRI (iOS) OR "OK GOOGLE" (ANDROID):** 2 CLICKS  
**RE-PAIRING AND ADDITIONAL DEVICES:**  
When power is off, PRESS & HOLD 10 SECONDS

**VOLUME UP / VOLUME DOWN:** 1 CLICK  
**TRACK FORWARD / TRACK BACKWARD:**  
2 SECOND HOLD

**CHARGING**

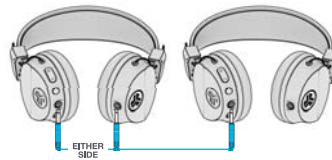
Connect the Micro USB cable to computer or USB 5V 1A (or less) output device.



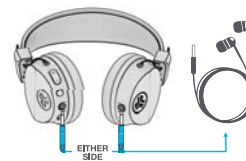
**SHARE MODE**

Connect the included AUX CABLE to either side to another JBuddies Studio or any other wired headphone/earbud for Share Mode.

**OPTION 1:**

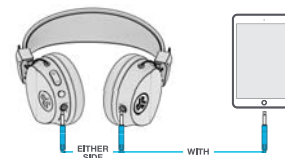


**OPTION 2:**



**GO WIRED**

Connect the AUX CABLE to a device for a wired connection.



Date: 03.11.20

PROJECT: JLab J Buddies Play Gaming Headphone QSG

STOCK: 220g, MATTE

INK: 6/2 CMYK + 306 + Cool Gray 11 / 306 + Cool Gray 11

FLAT SIZE: